

# CANVASS OF VOTES CAST

— AT THE —

## GENERAL ELECTION

— HELD ON —

Tuesday, the 7th day of November, A. D. 1950

AND CANVASSED BY THE BOARD OF COUNTY CANVASSERS

of Macomb County, Michigan

---

THE "KAZOO" CANVASS BOOK AND LOOSE LEAF  
ELECTION RECORD, COMBINED

By the use of this Canvass Book much time and labor is saved. It completely covers the canvass of the Election Returns by the Board of County Canvassers, and when signed by the members of said Board and County Clerk makes a perfect Election Record.

---

MANUFACTURED BY

# DOUBLEDAY BROS. & CO.

ELECTION SUPPLY MANUFACTURERS  
STATIONERS AND PRINTERS

241 East Michigan Avenue

• KALAMAZOO, MICHIGAN

STATEMENT OF VOTES, GENERAL ELECTION, TUESDAY, NOVEMBER 7TH, 1950

NAMES OF TOWNSHIPS AND ELECTION DISTRICTS	GOVERNOR					LIEUTENANT GOVERNOR						
	HARRY F. KELLY	G. MENNEN WILLIAMS	PERRY HAYDEN	THEOS A. GROVE	HOWARD LERNER	TOTALS	WILLIAM C. VANDENBERG	JOHN W. CONNOLLY	RICHARD E. DE MILLE	JAMES C. HORVATH	SOL DOLLINGER	TOTALS
Armada	508	185	1	0	0		514	164	0	1	0	
Bruce	638	243	6	0	0		653	213	4	0	0	
Chesterfield	376	478	1	2	0		395	416	1	2	0	
Clinton—1st Precinct	445	276	0	0	0		449	255	0	0	0	
2nd "	355	358	1	0	0		354	346	0	0	0	
3rd "	129	507	1	2	3		136	460	2	2	2	
Erin—1st Precinct	278	634	0	1	0		289	550	0	1	0	
2nd "	364	666	1	1	0		387	594	1	1	2	
3rd "	333	585	1	0	0		325	554	1	0	0	
4th "	198	206	1	0	0		210	185	1	0	0	
5th "	211	426	0	0	0		212	422	0	0	0	
Harrison	681	682	1	0	0		687	620	1	0	0	
Lake—1st Precinct	302	436	0	0	1		313	386	0	0	0	
2nd "	466	669	2	0	0		464	608	2	0	0	
3rd "	442	511	1	0	0		447	449	1	1	1	
4th "	365	646	3	2	1		359	569	3	2	0	
5th "	586	693	5	1	0		588	631	7	1	1	
Lenox—1st Precinct	457	172	0	1	0		455	147	0	1	0	
2nd "	313	199	0	0	0		317	182	1	0	0	
Macomb	391	292	0	0	1		400	270	0	0	0	
Ray	281	130	0	0	0		283	114	0	0	0	
Richmond—1st Precinct	212	80	0	0	0		211	75	0	0	0	
2nd "	518	132	0	0	0		527	105	0	0	0	
Shelby—1st Precinct	201	229	2	1	0		210	208	1	1	0	
2nd "	259	367	0	6	0		251	352	0	5	0	
3rd "	158	194	1	2	1		166	178	0	2	1	
Sterling	613	599	0	6	1		621	565	0	6	1	
Warren—1st Precinct	362	760	3	0	0		360	728	3	0	0	
2nd "	379	341	1	2	0		377	316	1	2	0	
3rd "	431	1242	0	0	0		412	1205	1	1	0	
4th "	282	922	1	4	0		297	880	1	4	0	
5th "	369	1173	0	2	2		380	1094	1	2	2	
6th "	221	707	0	1	2		215	668	0	1	2	
7th "	299	898	0	0	0		311	848	0	0	0	
Washington—1st Precinct	516	185	7	1	0		531	168	5	1	0	
2nd "	240	147	1	0	0		250	135	1	0	0	
CITY OF MOUNT CLEMENS												
1st Precinct	105	201	0	0	0		112	179	1	0	0	
2nd "	562	305	2	0	0		569	254	2	0	0	
3rd "	497	296	3	1	0		503	250	2	1	0	
4th "	371	243	0	0	0		376	210	0	0	0	
5th "	146	224	0	0	0		155	198	0	0	0	
6th "	279	269	2	0	1		280	237	2	1	1	
7th "	269	181	0	0	0		275	149	0	0	0	
8th "	73	95	0	0	0		79	76	1	0	0	
9th "	120	59	0	0	0		121	48	0	0	0	
CITY OF EAST DETROIT												
1st Precinct	444	819	0	0	1		439	780	0	0	0	
2nd "	415	1002	3	0	0		425	959	2	2	1	
3rd "	466	639	1	1	1		463	596	0	2	2	
4th "	352	647	1	0	1		348	608	1	1	2	
CITY OF NEW BALTIMORE	312	285	0	0	0		306	257	1	1	0	
CITY OF CENTER LINE	532	1164	0	4	0		525	1128	0	4	0	
CITY OF UTICA	478	183	0	7	1		298	166	0	4	0	

18401 23532 53 48 17 18620 21755 51 53 18

RETURN TO SECRETARY OF STATE IMMEDIATELY

## County Canvassers' Statement

NOVEMBER 7, 1950

County of Macomb

---

### IMPORTANT

**NOTES.**—It is very important that the statement of votes be accurately made, as there is not time to correspond with regard to mistakes before the expiration of the time allowed by law for making the official canvass.

**A CAREFUL COMPARISON OF THE NAMES OF ALL CANDIDATES HERE RECORDED SHOULD BE MADE WITH THOSE APPEARING UPON THE BALLOT.**

The law requires the aggregate number of votes and the number given for each individual to be **WRITTEN OUT IN FULL.** For convenience in canvassing, also extend the number in figures in the column prepared for that purpose, **OBSERVING CLOSELY IN EACH INSTANCE THAT THE WRITING AND FIGURES AGREE.**

F. M. ALGER, Jr.,  
Secretary of State.

# County Canvasser's Statement and Clerk's Return.

STATEMENT OF VOTES cast in the county of Macomb, State of Michigan, at the General Election held in said county, on Tuesday, the seventh day of November, in the year one thousand nine hundred fifty, for the following offices: Governor, Lieutenant Governor, Secretary of State, Attorney General, State Treasurer, Auditor General, Representative in Congress, from the 7<sup>th</sup> Congressional District; Senator for the 11<sup>th</sup> Senatorial District; Representative in the State Legislature for the 1-2 Representative District; Circuit Judge (to fill vacancy) of the \_\_\_\_\_ Judicial Circuit, for the term ending December 31, 1953, and for the following County Offices: Judge of Probate (to fill vacancy), Prosecuting Attorney, Sheriff, County Clerk, County Treasurer, Register of Deeds, Auditor in counties electing an Auditor, Circuit Court Commissioner, Drain Commissioner, two Coroners, a County Surveyor, and a County Road Commissioner in counties electing a County Road Commissioner.

The whole number of votes cast for the office of Governor was <u>Forty-two</u>		
<u>thousand, one hundred seven</u>		<u>42,107</u>
and they were given for the following named persons:		
<u>Harry J. Kelly</u>	received <u>Eighteen</u>	
<u>thousand, four hundred seven</u>	votes,	<u>18,407</u>
<u>G. Mennen Williams</u>	received <u>Twenty-three</u>	
<u>thousand, five hundred eighty-two</u>	votes,	<u>23,582</u>
<u>Perry Hayden</u>	received <u>Fifty-three</u>	
	votes,	<u>53</u>
<u>Theos. A. Grove</u>	received <u>Forty-eight</u>	
	votes,	<u>48</u>
<u>Howard Lerner</u>	received <u>Seventeen</u>	
	votes,	<u>17</u>
received _____	votes,	
received _____	votes,	
received _____	votes,	
received _____	votes,	
	votes,	
Total		<u>42,107</u>

The whole number of votes cast for the office of Lieutenant Governor was *Forty thousand five hundred seven* 40,507

and they were given for the following named persons:

<i>Wm. C. Vandenberg</i>	received <i>Eighteen</i>	
<i>thousand six hundred thirty</i>		votes, <i>18,630</i>
<i>John H. Connolly</i>	received <i>Twenty-one</i>	
<i>thousand seven hundred fifty-five</i>		votes, <i>21,755</i>
<i>Richard E. De Mille</i>	received <i>Fifty-one</i>	
		votes, <i>51</i>
<i>James C. Harvath</i>	received <i>Fifty-three</i>	
		votes, <i>53</i>
<i>Sol Dollinger</i>	received <i>Eighteen</i>	
		votes, <i>18</i>
	received	
		votes,
	received	
		votes,
	received	
		votes,
	Total - - - - -	<u><i>40,507</i></u>

The whole number of votes cast for the office of Secretary of State was *Forty thousand five hundred sixty-three* 40,563

and they were given for the following named persons:

<i>Fred M. Alger Jr.</i>	received <i>Nineteen</i>	
<i>thousand seven hundred seventeen</i>		votes, <i>19,717</i>
<i>Philip A. Hart</i>	received <i>Seventy</i>	
<i>thousand six hundred forty-three</i>		votes, <i>20,643</i>
<i>Robert Travis</i>	received <i>Ninety</i>	
		votes, <i>90</i>
<i>Harold Lindahl</i>	received <i>Fifty-one</i>	
		votes, <i>51</i>
<i>Albert Mills</i>	received <i>Forty-six</i>	
		votes, <i>46</i>
<i>Wm. N. Yancey</i>	received <i>Sixteen</i>	
		votes, <i>16</i>
	received	
		votes,
	received	
		votes,
	Total - - - - -	<u><i>40,563</i></u>













The whole number of votes cast for the office of County Treasurer was *Thirty-nine thousand nine hundred twenty-six*

*39,926*

and they were given for the following named persons:

*Wm. G. Miller* received *Seventeen thousand two hundred seventy* votes, *17,270*

*Lynn A. Halen* received *Twenty-two thousand six hundred fifty-six* votes, *22,656*

received

votes,

received

votes,

received

votes,

received

votes,

received

votes,

received

votes,

Total - - - - *39,926*

The whole number of votes cast for the office of Register of Deeds was *Thirty-nine thousand eight hundred eighty-five*

*39,885*

and they were given for the following named persons:

*Harry L. Haller* received *Seventeen thousand four hundred eighty-eight* votes, *17,488*

*Claron Burr* received *Twenty-two thousand three hundred ninety-seven* votes, *22,397*

received

votes,

received

votes,

received

votes,

received

votes,

received

votes,

received

votes,

Total - - - - *39,885*



The whole number of votes cast for the office of Coroner was Seventy-nine  
thousand three hundred fifty-six 79,356

and they were given for the following named persons:

Howard V. Graesbeck Jr. received Eighteen  
thousand five hundred eighty-one votes, 18,581

Thm. D. Clyne Jr. received Eighteen  
thousand four hundred twenty-nine votes, 18,429

Clifford W. Reed received Twenty-one  
thousand seven hundred forty-seven votes, 21,747

Milford N. Jones received Twenty  
thousand five hundred ninety-nine votes, 20,599

received

votes,

received

votes,

received

votes,

received

votes,

Total - - - - - 79,356

The whole number of votes cast for the office of County Surveyor was

and they were given for the following named persons:

received

votes,

received

votes,

received

votes,

received

votes,

received

votes,

received

votes,

received

votes,

received


votes,

Total - - - - -



STATE OF MICHIGAN,  
County of Macomb } ss.

We do Hereby Certify, That the foregoing is a correct statement of the votes given in the County of Macomb, for the offices named in such statement and for the persons designated therein, at the General Election held on the seventh day of November, in the year one thousand nine hundred fifty.



In Witness Whereof, We have hereunto set our hands and caused to be affixed the seal of the Circuit Court for the County of Macomb this 16<sup>th</sup> day of November, in the year one thousand nine hundred fifty.


Louis Justman  
Miriam Goldsmith  
Harold M. Donaldson } Board of  
County  
Canvassers

Attest:

A. H. Jim Hofstetter  
Clerk of Board of County Canvassers.

STATE OF MICHIGAN,  
County of Macomb } ss.

We Hereby Certify, That the foregoing is a correct transcript of the Statement of the Board of County Canvassers, of the County of Macomb, of the votes given in such County for the offices named in said statement and for the persons designated therein, at the General Election held on the seventh day of November, 1950, so far as it relates to the votes cast for said offices, as appears from the original statement on file in the office of the County Clerk.



In Witness Whereof, We have hereunto set our hands and affixed the Seal of the Circuit Court for the County of Macomb this 16<sup>th</sup> day of November, in the year one thousand nine hundred fifty.

A. H. Jim Hofstetter County Clerk.  
Louis Justman Chairman of the Board of County Canvassers.

**ELECTION RETURNS**

**COUNTY CANVASSERS' STATEMENT**

County of *Macomb*

NOVEMBER 7, 1950





## COUNTY CANVASSERS' STATEMENT

Statement of Votes given in the County of Macomb  
 State of Michigan, at the General Election held on Tuesday, the seventh day of November, in the year one thousand nine hundred fifty, for and against the adoption of a proposed amendment to the Constitution of this State, relative to the elective franchise; for and against the adoption of a proposed amendment to the Constitution of this State, authorizing the State to borrow money for certain purposes, and to issue bonds therefor; for and against the adoption of a proposed amendment to the Constitution of this State relative to subversion; for and against the approval of Act No. 1 of the Public Acts of 1949.

The whole number of votes given for and against **The proposed amendment to the Constitution, relative to the elective franchise,** was Twenty-seven thousand three hundred six  
 -----  
 27,306  
 and they were given as follows: Eighteen thousand three hundred fifty-two  
 -----  
 18,352  
 votes were given for said amendment  
 and Eight thousand nine hundred fifty-four  
 -----  
 8,954  
 votes were given against said amendment.  
 TOTAL, -----  
27,306

The whole number of votes given for and against **The proposed amendment to the Constitution, providing for the borrowing of money, and issuing of bonds therefor,** was Thirty-three thousand five hundred fourteen  
 -----  
 33,514  
 and they were given as follows: Twenty-eight thousand one hundred sixty-two  
 -----  
 28,162  
 votes were given for said amendment  
 and Five thousand three hundred fifty-two  
 -----  
 5,352  
 votes were given against said amendment.  
 TOTAL, -----  
33,514

The whole number of votes given for and against **The proposed amendment to the Constitution, relative to subversion,** was Twenty-eight thousand two hundred forty-six  
 -----  
 28,246  
 and they were given as follows: Eighteen thousand eight hundred eighty-eight  
 -----  
 18,888  
 votes were given for said amendment  
 and Nine thousand three hundred fifty-eight  
 -----  
 9,358  
 votes were given against said amendment.  
 TOTAL, -----  
28,246

The whole number of votes given for and against The approval of Act No. 1 of the Public Acts of 1949, was Thirty-five thousand two hundred sixteen

35,216

and they were given as follows: Seventy-four thousand six hundred

24,060

votes were given for approval of said act and Eleven thousand one hundred fifty-six

11,156

votes were given against approval of said act.

TOTAL, ----- 35,216

STATE OF MICHIGAN,  
County of Macomb } ss.

We Do Hereby Certify, That the foregoing is a correct statement of the votes given in the County of Macomb, at the General Election held on the seventh day of November, in the year one thousand nine hundred fifty, for and against the adoption of a proposed amendment to the Constitution of this State, relative to the elective franchise; for and against the adoption of a proposed amendment to the Constitution of this State, providing for the borrowing of money and issuing bonds therefor; for and against the adoption of a proposed amendment to the Constitution of this State, relative to subversion; for and against the approval of Act No. 1 of the Public Acts of 1949.

In Witness Whereof, We have hereto set our hands, at \_\_\_\_\_

Mt. Clemens in said County and State,  
this 16<sup>th</sup> day of November, A. D. 1950.



Louis Luntzman  
Miriam Goldsmith  
Harold M. Donaldson

Board of  
County  
Canvassers.

Attest:

A.H. Jim Hofstetter  
Clerk of Board of County Canvassers.

STATE OF MICHIGAN,  
County of Macomb } ss.

We Do Hereby Certify, That the foregoing copy of the Statement of the votes given in this County for and against the proposed amendments to the Constitution of this State and proposed law named herein, and of the certificate thereto attached, are correct transcripts of the originals of such statement and certificate and of the whole of such originals on file in the office of the Clerk of said County, so far as they relate to the votes on the questions named herein.

IN WITNESS WHEREOF, we have hereto set our hands, and affixed

the Seal of the Circuit Court for the County of Macomb

\_\_\_\_\_ this 16<sup>th</sup> day

of November in the year one thousand nine hundred fifty.

A.H. Jim Hofstetter  
County Clerk.

Louis Luntzman  
Chairman of the Board of County Canvassers.



NOTES—The law requires the aggregate number of Votes and the number given for and against the question to be WRITTEN OUT IN FULL. For convenience in canvassing, also extend the number in figures in the column prepared for that purpose.

It is very important that the statement of votes be accurately made, as there is not time to correspond with regard to mistakes before the expiration of the time allowed by law for making the official canvass.

A certified and authenticated copy of the foregoing statement must be sent by REGISTERED MAIL to the Secretary of State without delay.

ELECTION RETURNS

County Canvassers' Statement

County of *Macomb*

November 7, 1950



STATEMENT OF VOTES, GENERAL ELECTION, TUESDAY, NOVEMBER 7TH, 1950

SECRETARY OF STATE							ATTORNEY GENERAL					
FRED M. ALGER, JR.	PHILIP A. HART	ROBERT TRAVIS	HAROLD A. LINDAHL	ALBERT MILLS	WILLIAM H. YANCEY	TOTALS	FRANK G. MILLARD	STEPHEN J. ROTH	G. ALBERT EMERICH	RALPH W. MUNCY	GUILFORD E. PENNINGTON	TOTALS
540	134	6	1	0	1		484	193	0	0	0	
675	192	2	4	0	0		644	215	4	0	0	
413	403	0	0	2	0		344	451	0	2	0	
462	239	2	0	0	0		422	268	0	0	0	
368	318	1	0	0	0		317	367	0	0	0	
139	453	0	1	2	3		128	460	1	1	3	
289	540	7	0	1	0		262	577	0	1	0	
429	555	2	1	1	0		346	625	1	1	0	
346	535	1	1	0	0		274	589	1	0	0	
216	177	3	1	0	0		189	199	1	0	0	
224	405	0	0	0	0		190	432	0	0	0	
742	563	1	1	2	0		632	649	1	0	0	
336	359	5	0	0	0		294	385	1	2	0	
511	557	3	3	2	0		438	611	3	1	1	
478	414	1	1	1	0		415	455	2	1	0	
375	539	2	4	2	0		320	575	5	1	0	
619	601	1	7	1	0		543	648	8	2	0	
457	143	0	0	1	0		428	165	0	1	0	
332	163	5	1	0	0		300	196	0	0	0	
429	242	2	0	0	0		366	294	0	0	0	
298	100	0	0	0	0		277	117	0	0	0	
220	66	0	0	0	0		209	79	0	0	0	
555	96	0	0	0	0		527	119	0	0	0	
216	199	4	1	1	0		195	215	1	1	0	
292	338	0	0	6	0		240	361	0	5	0	
178	164	1	1	2	1		147	192	1	2	1	
649	542	8	0	4	1		590	586	0	5	1	
382	713	3	3	0	0		345	731	3	0	1	
395	301	0	1	2	0		348	340	1	2	0	
443	1172	1	1	0	1		376	1221	1	2	0	
316	862	0	1	4	0		251	913	1	4	0	
418	1063	5	0	2	2		333	1120	1	2	2	
244	636	2	1	1	2		199	668	0	1	2	
338	813	3	0	0	0		259	878	1	0	1	
541	156	0	5	0	0		505	186	5	0	0	
260	123	0	1	0	0		244	139	1	0	0	
111	178	2	0	0	0		102	185	0	26	1	
593	232	2	2	0	0		527	275	3	0	0	
546	202	1	3	1	1		452	287	4	6	0	
345	190	2	0	0	0		345	238	0	1	0	
158	193	0	0	0	0		133	210	0	0	0	
291	216	2	3	0	1		239	256	2	1	2	
285	134	0	0	0	0		244	175	0	0	0	
90	68	0	0	0	0		71	82	0	0	0	
131	38	0	0	0	0		108	53	0	0	0	
474	742	3	0	0	0		396	804	0	0	0	
451	940	1	2	0	0		396	983	2	0	0	
504	559	4	0	1	1		434	606	1	1	2	
351	606	2	0	1	1		313	626	0	2	2	
332	236	0	0	0	0		264	277	0	1	1	
575	1074	0	0	2	0		471	1165	0	2	0	
305	159	0	0	4	1		288	173	0	4	1	
19717	20643	90	51	46	16		17164	20614	56	18	21	

STATEMENT OF VOTES, GENERAL ELECTION, TUESDAY, NOVEMBER 7TH, 1950

STATE TREASURER						AUDITOR GENERAL						
D. HALE BRAKE	MAURICE C. EVELAND	VIRGINIA GLENN	ROLLIN SEVERANCE	MARION L. WALBRIDGE	ALICE POLLAK	TOTALS	JOHN B. MARTIN, JR.	MARGARET PRICE	RICHARD D. KUHN	CHARLES SCHWARTZ	LARRY DOLINSKI	TOTALS
511	159	5	0	1	0		497	176	0	0	0	
655	203	1	4	0	0		651	206	4	0	0	
372	416	0	0	2	0		366	432	0	2	0	
433	254	0	0	0	0		441	252	0	0	2	
330	343	2	0	0	0		339	336	0	0	0	
128	452	0	1	2	3		132	454	1	2	4	
277	563	6	0	1	0		283	561	1	2	0	
358	601	3	1	1	1		372	604	1	2	0	
299	557	1	1	0	0		304	558	1	0	0	
203	185	3	1	0	0		700	191	1	0	0	
200	421	0	0	0	0		200	421	0	0	0	
664	600	1	1	0	0		670	602	1	0	0	
309	371	4	0	1	1		299	380	0	0	0	
455	582	0	2	0	2		446	581	3	1	1	
421	437	3	1	2	1		428	431	2	2	0	
336	550	2	3	1	1		332	550	3	1	0	
566	614	3	6	2	1		558	629	7	1	0	
441	144	2	0	1	0		442	145	0	1	0	
306	181	5	0	0	0		311	183	0	0	0	
381	272	4	1	0	0		390	273	1	0	0	
286	107	0	0	0	0		283	113	0	0	0	
216	70	0	0	0	0		214	72	0	0	0	
532	98	1	0	0	0		527	109	0	0	0	
201	200	1	1	1	0		202	203	1	1	0	
266	340	1	0	5	0		257	348	0	5	0	
158	180	1	1	2	1		161	178	1	2	1	
611	557	10	1	4	1		606	567	0	7	1	
359	710	3	4	0	1		360	712	3	1	0	
363	327	0	1	2	0		360	337	1	2	0	
395	1195	2	0	1	1		407	1193	2	1	1	
281	883	0	1	4	0		275	889	1	4	0	
354	1081	5	0	3	2		367	1083	2	3	3	
212	652	2	0	1	2		212	660	0	1	2	
288	843	0	0	0	0		300	845	0	1	0	
525	162	0	5	0	0		516	178	5	0	0	
255	127	0	1	0	0		255	129	1	0	0	
101	178	2	0	2	0		102	178	0	0	2	
552	247	3	2	0	0		539	253	3	0	0	
488	228	3	3	1	0		495	227	3	0	0	
361	213	1	0	0	1		354	214	1	0	0	
143	202	0	0	0	0		141	204	0	0	0	
257	228	0	2	0	1		253	231	2	1	1	
257	145	0	0	0	0		252	149	1	0	0	
77	74	0	0	0	0		73	77	0	4	0	
116	43	0	0	0	0		113	50	0	0	0	
425	765	3	0	0	0		422	768	1	1	1	
412	952	2	2	0	0		411	958	3	2	1	
459	576	4	0	1	1		461	572	1	2	1	
327	613	1	0	2	1		321	621	0	1	1	
292	254	1	0	0	0		278	272	0	0	1	
499	1124	2	2	4	0		495	1132	0	4	0	
293	166	0	0	4	1		290	170	0	4	1	
18,906	21,445	93	48	51	23		17,963	21,651	59	61	44	

STATEMENT OF VOTES, GENERAL ELECTION, TUESDAY, NOVEMBER 7TH, 1950

		REPRESENTATIVE IN CONGRESS				
		7th District				
		James P. Holcomb	Ray E. Vianaw	Marion Dykel		
TOTALS					TOTALS	
		539	146	0		
		670	196	7		
		388	413	1		
		448	245	0		
		355	331	0		
		146	444	2		
		291	567	1		
		385	599	2		
		304	564	1		
		208	185	1		
		204	431	0		
		704	588	1		
		312	393	1		
		473	607	1		
		449	454	1		
		357	572	3		
		588	633	7		
		466	135	0		
		322	173	0		
		454	216	0		
		297	107	0		
		211	75	0		
		535	102	0		
		208	198	1		
		261	336	0		
		170	168	1		
		618	553	1		
		369	706	3		
		370	315	1		
		411	1182	1		
		282	869	1		
		376	1077	2		
		219	651	0		
		310	840	1		
		520	162	5		
		265	120	1		
		104	175	1		
		588	246	2		
		531	217	3		
		392	196	0		
		161	191	0		
		300	218	2		
		298	127	0		
		89	67	0		
		123	45	0		
		440	764	0		
		422	953	5		
		478	572	1		
		357	599	0		
		311	250	0		
		531	1090	0		
		309	157	0		
		1829	2120	61		

STATEMENT OF VOTES, GENERAL ELECTION, TUESDAY, NOVEMBER 7TH, 1950

STATE SENATOR 11th District			REPRESENTATIVE IN STATE LEGISLATURE 1st District		
<i>Frank A. Beadle</i>					
<i>John M. Deale</i>					
<i>Jesus Gonzalez Jr.</i>					
		TOTALS			TOTALS
512	157		518	155	
660	196	1	661	197	
354	423	0	368	425	
422	260	1	429	263	
317	334	1	343	335	
133	439	2	138	451	
265	559	9			
376	579	2			
303	533	1			
207	182	3			
185	426	1			
667	576	1	716	566	
292	375	5			
436	594	2			
410	441	1			
311	568	1			
546	640	1			
449	141	1	455	137	
308	172	6	315	171	
373	272	1	400	261	
285	102	0	294	102	
217	67	0	213	72	
527	95	0	537	100	
201	196	3	208	199	
255	339	1	265	337	
157	179	1	161	173	
609	557	8	625	559	
345	717	0			
360	318	1			
390	1188	2			
260	881	2			
336	1076	6			
193	661	1			
268	846	2			
525	163	0	531	158	
258	118	0	260	121	
97	178	3	109	180	
536	243	1	550	284	
472	222	1	501	236	
353	207	2	380	211	
137	201	0	161	191	
256	226	1	280	245	
259	134	0	289	138	
75	71	0	75	80	
111	44	0	122	49	
417	768	4			
404	957	3			
453	575	3			
317	611	4			
266	255	0	290	254	
477	1122	5			
293	163	0			
17635			10493		
21340			48120		
97					



STATEMENT OF VOTES, GENERAL ELECTION, TUESDAY, NOVEMBER 7TH, 1950

REPRESENTATIVE IN STATE LEGISLATURE 2nd District			REPRESENTATIVE IN STATE LEGISLATURE District		
<i>Herman L. Byrd</i>					
<i>Alm Romano</i>					
<i>Whiley Jones</i>					
					TOTALS
283	546	16			
372	584	3			
308	541	1			
205	185	2			
189	424	1			
349	348	4			
586	551	1			
469	411	4			
395	525	2			
617	596	2			
353	732	4			
347	333	1			
384	1210	3			
255	911	2			
343	1152	8			
200	689	4			
297	853	3			
433	765	2			
430	942	4			
461	582	5			
334	619	1			
454	1194	4			
1994	14693	17			

STATEMENT OF VOTES, GENERAL ELECTION, TUESDAY, NOVEMBER 7TH, 1950

PROSECUTING ATTORNEY		SHERIFF	
<i>Anna C. Dancy</i>		<i>Scott Burkee</i>	
<i>Gred Nicholson</i>		<i>Harley E. Neigh</i>	
	TOTALS		TOTALS
482	203	507	185
644	220	661	212
396	422	275	586
442	260	360	352
364	328	290	423
146	457	136	479
259	590	288	576
344	624	354	601
286	574	280	601
191	204	193	211
192	433	201	435
709	606	605	757
289	400	286	415
447	602	433	635
400	478	389	502
328	587	345	588
550	655	560	661
429	164	492	133
304	192	287	220
376	290	300	381
274	129	277	127
209	77	224	67
510	126	568	82
206	207	197	229
243	360	236	380
128	202	147	196
585	604	575	627
337	757	342	765
323	367	338	362
382	1233	389	1235
246	930	255	931
372	1118	372	1140
219	661	207	675
295	875	302	877
510	183	513	185
245	138	252	136
114	176	80	213
562	291	429	432
534	231	352	423
403	197	258	348
170	185	112	248
320	219	82	364
303	132	185	250
91	71	54	109
122	50	87	91
403	802	431	793
412	960	401	996
437	613	428	637
326	630	331	636
271	288	150	452
438	1225	487	1176
285	184	253	218
1763	2270	1656	2439

COUNTY CLERK		COUNTY TREASURER	
<i>Guy L. Brown</i>	<i>Albert A. Wagner</i>	<i>J. M. B. Miller</i>	<i>Lynn J. Hales</i>
515	162	506	172
662	220	661	203
381	442	329	452
432	275	409	293
338	356	311	371
146	454	131	464
301	551	241	631
391	572	320	693
321	554	257	637
208	195	180	210
208	415	182	460
683	634	618	676
311	374	286	394
468	584	448	605
447	427	416	453
344	553	330	569
582	623	556	636
446	152	430	165
321	173	285	210
389	258	380	269
293	109	288	173
219	64	214	71
523	101	524	111
203	207	200	208
263	338	246	362
159	181	154	188
610	574	604	583
356	728	358	727
353	319	182	326
403	1190	415	1181
275	887	284	892
370	1084	397	1096
217	648	216	654
305	846	329	836
534	161	523	166
259	128	247	130
108	184	97	189
545	305	521	298
464	310	443	298
340	266	336	258
149	207	128	223
272	269	242	273
268	173	251	171
80	83	72	82
106	67	94	72
442	756	417	787
418	961	404	966
459	581	443	602
339	604	320	624
279	281	251	315
502	1143	505	1131
299	166	288	180
18206	21265	17270	22256
TOTALS		TOTALS	

STATEMENT OF VOTES, GENERAL ELECTION, TUESDAY, NOVEMBER 7TH, 1950

REGISTER OF DEEDS		AUDITOR	
		TOTALS	
498	183		
655	211		
348	449		
424	271		
333	350		
132	457		
261	568		
340	612		
293	577		
196	196		
201	423		
662	642		
289	387		
435	596		
407	445		
318	566		
554	628		
435	156		
289	203		
370	299		
279	121		
213	70		
528	104		
183	234		
236	373		
137	203		
568	621		
344	738		
332	343		
383	1204		
253	899		
332	1122		
198	657		
292	860		
512	181		
240	146		
111	178		
574	266		
495	268		
371	225		
146	208		
273	259		
292	136		
77	81		
123	46		
427	763		
398	964		
449	591		
321	623		
246	306		
480	1157		
235	236		
1148	2297		

Harry J. Hallen

Carson Burr

DRAIN COMMISSIONER

*H. M. C. Harper*  
*Frank E. Lohr*

TOTALS

TOTALS

506 174

671 191

347 486

428 259

338 360

136 466

325 547

438 568

356 539

211 190

225 417

634 707

314 384

508 563

459 427

385 544

595 629

438 153

316 178

394 283

292 112

216 69

531 101

203 206

263 352

160 180

618 577

356 734

371 313

410 1191

295 870

393 1069

225 631

324 830

528 162

257 127

107 183

557 268

484 256

373 213

146 205

272 255

275 148

83 76

122 48

471 740

442 940

481 574

363 593

280 271

524 1113

301 166

1752

21,638















STATEMENT OF VOTES, GENERAL ELECTION, TUESDAY, NOVEMBER 7TH, 1950

CIRCUIT COURT COMMISSIONERS

*Russell La Barge*  
*Wm. H. Hummel*  
*Juste A. Reasnie*

TOTALS

306 509 60

411 620 148

393 654 137

408 602 92

396 551 94

264 393 109

623 518 162

753 601 192

732 487 158

267 258 58

464 399 122

709 1004 210

276 110 216

350 451 163

161 312 373

396 449 115

448 608 183

282 445 55

234 381 46

307 426 85

185 308 40

134 203 27

307 500 62

202 302 71

298 433 124

214 235 52

602 839 205

636 674 187

377 492 96

858 939 381

652 739 290

781 849 257

431 507 180

684 686 210

368 524 85

188 282 45

47 87 17

317 459 95

280 379 55

239 325 31

82 121 34

205 259 58

156 211 29

66 90 20

88 113 19

447 377 72

333 413 132

330 319 116

279 293 66

287 444 63

766 1110 304

272 362 48

19,991

23,652

6,249



## STATEMENT OF VOTES, GENERAL ELECTION, TUESDAY, NOVEMBER 7TH, 1950

PROPOSAL		PROPOSAL		PROPOSAL	
<b>1</b> "Proposed Amendment to Section 1 of Article 3 of the State Constitution relative to the Elective Franchise."		<b>2</b> "Proposed Amendment to Article 10 of the State Constitution authorizing the borrowing of money to build and equip Hospitals for mentally ill and epileptics, Training Schools for mental defectives and Tuberculosis Hospitals."		<b>3</b> "Proposed Amendment to Article 2 of the State Constitution by adding a new Section thereto relative to and defining subversion."	
YES	NO	YES	NO	YES	NO
320	163	470	123	314	187
447	208	594	164	435	231
358	215	587	133	403	209
346	203	507	139	344	211
362	165	569	74	389	160
270	107	414	68	248	138
501	169	701	83	452	230
599	192	852	104	585	233
490	170	718	88	571	189
209	107	312	56	210	103
335	175	430	77	335	77
712	245	1016	172	748	259
193	72	328	30	215	81
374	111	580	57	348	155
260	125	453	64	281	161
286	156	468	246	309	180
510	152	784	77	505	210
257	180	417	122	255	179
192	175	333	100	202	162
283	236	415	152	280	216
162	140	244	112	171	135
139	94	196	65	124	98
336	146	505	103	369	142
206	121	304	77	212	116
304	182	484	79	325	169
180	88	271	48	199	85
536	360	811	256	542	347
516	322	807	143	545	288
343	181	502	127	324	220
856	394	1362	112	859	412
654	288	981	135	671	306
558	367	1126	179	757	301
416	217	681	107	403	227
587	269	916	122	600	246
355	172	545	123	439	158
189	92	264	68	194	98
54	27	113	17	70	23
368	106	536	77	331	166
307	132	476	87	299	166
254	91	353	69	248	106
98	28	148	32	88	40
172	58	272	44	158	84
147	76	233	62	152	79
61	18	87	16	56	31
92	21	127	17	89	33
418	257	679	168	425	263
555	277	859	149	570	276
443	243	690	143	435	278
340	246	575	154	355	258
230	109	402	78	253	128
883	368	1315	148	909	369
289	138	350	106	287	139
18,352	8,954	28,162	5,352	18,888	9,358



The whole number of votes given for the office of <b>Governor</b>			42107
was			
and they were given for the following named persons:			
HARRY F. KELLY	received	votes	18407
G. MENNEN WILLIAMS	received	votes	23582
	received	votes	
PERRY HAYDEN	received	votes	53
THEOS A. GROVE	received	votes	48
HOWARD LERNER	received	votes	17
	received	votes	
	received	votes	
TOTAL		votes	42107

The whole number of votes given for the office of <b>Lieutenant Governor</b>			40507
was			
and they were given for the following named persons:			
WILLIAM C. VANDEN BERG	received	votes	18630
JOHN W. CONNOLLY	received	votes	21755
	received	votes	
RICHARD E. DE MILLE	received	votes	51
JAMES C. HORVATH	received	votes	53
SOL DOLLINGER	received	votes	18
	received	votes	
	received	votes	
TOTAL		votes	40507

The whole number of votes given for the office of <b>Secretary of State</b>			40563
was			
and they were given for the following named persons:			
FRED M. ALGER, JR.	received	votes	19717
PHILIP A. HART	received	votes	20643
ROBERT TRAVIS	received	votes	90
HAROLD A. LINDAHL	received	votes	51
ALBERT MILLS	received	votes	46
WILLIAM H. YANCEY	received	votes	16
	received	votes	
	received	votes	
TOTAL		votes	40563

The whole number of votes given for the office of <b>Attorney General</b>			39936
was			
and they were given for the following named persons:			
FRANK G. MILLARD	received	votes	17164
STEPHEN J. ROTH	received	votes	22614
	received	votes	
G. ALBERT EMERICH	received	votes	56
RALPH W. MUNCY	received	votes	81
GUILFORD E. PENNINGTON	received	votes	21
	received	votes	
	received	votes	
TOTAL		votes	39936



STATEMENT OF VOTES, GENERAL ELECTION, TUESDAY, NOVEMBER 7TH, 1950

The whole number of votes given for the office of <b>State Treasurer</b>		39666
was		
and they were given for the following named persons:		
D. HALE BRAKE	received	votes 18006
MAURICE C. EVELAND	received	votes 21445
VIRGINIA GLENN	received	votes 93
ROLLIN SEVERANCE	received	votes 48
MARION L. WALBRIDGE	received	votes 51
ALICE POLLAK	received	votes 23
	received	votes
	received	votes
	TOTAL	votes 39666
The whole number of votes given for the office of <b>Auditor General</b>		39763
was		
and they were given for the following named persons:		
JOHN B. MARTIN, JR.	received	votes 17963
MARGARET PRICE	received	votes 21657
	received	votes
RICHARD D. KUHN	received	votes 58
CHARLES SCHWARTZ	received	votes 61
LARRY DOLINSKI	received	votes 24
	received	votes
	received	votes
	TOTAL	votes 39763
The whole number of votes given for the office of		
was		
and they were given for the following named persons:		
	received	votes
	received	votes
	received	votes
	received	votes
	received	votes
	received	votes
	received	votes
	received	votes
	TOTAL	votes
The whole number of votes given for the office of <b>Representative in Congress, 7th District</b>		40210
was		
and they were given for the following named persons:		
<i>Jesse P. Holcatt</i>	received	votes 18929
	received	votes
<i>Roy E. Visnaw</i>	received	votes 21220
	received	votes
<i>Clarence Dykehouse</i>	received	votes 61
	received	votes
	received	votes
	TOTAL	votes 40210



STATEMENT OF VOTES, GENERAL ELECTION, TUESDAY, NOVEMBER 7TH, 1950

<p>The whole number of votes given for the office of <b>Prosecuting Attorney</b></p>		40373
<p>was</p>		
<p>and they were given for the following named persons:</p>		
<i>James C. Daner</i>	received	votes 17863
	received	votes
<i>Fred Nicholson</i>	received	votes 22510
	received	votes
	received	votes
	received	votes
	received	votes
	received	votes
	TOTAL	votes 40373
<p>The whole number of votes given for the office of <b>Sheriff</b></p>		40949
<p>was</p>		
<p>and they were given for the following named persons:</p>		
	received	votes
<i>Scott Burke</i>	received	votes 16556
	received	votes
<i>Harley Ensign</i>	received	votes 24393
	received	votes
	received	votes
	received	votes
	received	votes
	TOTAL	votes 40949
<p>The whole number of votes given for the office of <b>County Clerk</b></p>		40171
<p>was</p>		
<p>and they were given for the following named persons:</p>		
	received	votes
<i>Guy L. Brown</i>	received	votes 18306
	received	votes
<i>Albert A. Hagner</i>	received	votes 21865
	received	votes
	received	votes
	received	votes
	received	votes
	TOTAL	votes 40171
<p>The whole number of votes given for the office of <b>County Treasurer</b></p>		39926
<p>was</p>		
<p>and they were given for the following named persons:</p>		
	received	votes
<i>William G. Miller</i>	received	votes 17270
	received	votes
<i>Lynn H. Halen</i>	received	votes 22656
	received	votes
	received	votes
	received	votes
	received	votes
	TOTAL	votes 39926

<p>The whole number of votes given for the office of <b>Register of Deeds</b> was and they were given for the following named persons:</p>	<p>39885</p>
<p><i>Harry L. Naller</i></p>	<p>17488</p>
<p><i>Aaron Burr</i></p>	<p>22397</p>
<p>received votes received votes received votes received votes received votes received votes received votes TOTAL votes</p>	<p>39885</p>
<p>The whole number of votes given for the office of <b>Auditor</b> was and they were given for the following named persons:</p>	
<p>received votes received votes received votes received votes received votes received votes received votes received votes TOTAL votes</p>	
<p>The whole number of votes given for the office of <b>Drain Commissioner</b> was and they were given for the following named persons:</p>	<p>40390</p>
<p><i>William C. Harper</i></p>	<p>18752</p>
<p><i>Frank E. Lohr</i></p>	<p>21638</p>
<p>received votes received votes received votes received votes received votes received votes received votes TOTAL votes</p>	<p>40390</p>
<p>The whole number of votes given for the office of <b>Coroners</b> was and they were given for the following named persons:</p>	<p>79356</p>
<p><i>Harward T. Groesbeck Jr.</i></p>	<p>18581</p>
<p><i>William D. Clyne Jr.</i></p>	<p>18429</p>
<p><i>Clifford N. Read</i></p>	<p>21747</p>
<p><i>Milford H. Jones</i></p>	<p>20599</p>
<p>received votes received votes received votes received votes received votes received votes TOTAL votes</p>	<p>79356</p>

STATEMENT OF VOTES, GENERAL ELECTION, TUESDAY, NOVEMBER 7TH, 1950

<p>The whole number of votes given for the office of <b>County Surveyor</b></p> <p>was</p> <p>and they were given for the following named persons:</p>	<p>received votes</p> <p>received votes</p> <p>received votes</p> <p>received votes</p> <p>received votes</p> <p>received votes</p> <p>received votes</p> <p>received votes</p> <p>TOTAL votes</p>		
<p>The whole number of votes given for the office of <b>County Road Commissioner (For a Term of Two Years)</b></p> <p>was</p> <p>and they were given for the following named persons:</p>	<p>received votes</p> <p>received votes</p> <p>received votes</p> <p>received votes</p> <p>received votes</p> <p>received votes</p> <p>received votes</p> <p>received votes</p> <p>TOTAL votes</p>		
<p>The whole number of votes given for the office of <b>County Road Commissioner (For a Term of Four Years)</b></p> <p>was</p> <p>and they were given for the following named persons:</p>	<p>received votes</p> <p>received votes</p> <p>received votes</p> <p>received votes</p> <p>received votes</p> <p>received votes</p> <p>received votes</p> <p>received votes</p> <p>TOTAL votes</p>		
<p>The whole number of votes given for the office of <b>County Road Commissioner (For a Term of Six Years)</b></p> <p>was</p> <p>and they were given for the following named persons:</p>	<p>received votes</p> <p>received votes</p> <p>received votes</p> <p>received votes</p> <p>received votes</p> <p>received votes</p> <p>received votes</p> <p>received votes</p> <p>TOTAL votes</p>		



STATEMENT OF VOTES, GENERAL ELECTION, TUESDAY, NOVEMBER 7TH, 1950

<p>The whole number of votes given for the office of was</p> <p>and they were given for the following named persons:</p> <p>received</p> <p>received</p> <p>received</p> <p>received</p> <p>received</p> <p>received</p> <p>received</p> <p>received</p> <p>TOTAL</p>	<p>votes</p> <p>votes</p> <p>votes</p> <p>votes</p> <p>votes</p> <p>votes</p> <p>votes</p> <p>votes</p> <p>votes</p>	
<p>The whole number of votes given for the office of was</p> <p>and they were given for the following named persons:</p> <p>received</p> <p>received</p> <p>received</p> <p>received</p> <p>received</p> <p>received</p> <p>received</p> <p>received</p> <p>TOTAL</p>	<p>votes</p> <p>votes</p> <p>votes</p> <p>votes</p> <p>votes</p> <p>votes</p> <p>votes</p> <p>votes</p> <p>votes</p>	
<p>The whole number of votes given for the office of was</p> <p>and they were given for the following named persons:</p> <p>received</p> <p>received</p> <p>received</p> <p>received</p> <p>received</p> <p>received</p> <p>received</p> <p>received</p> <p>TOTAL</p>	<p>votes</p> <p>votes</p> <p>votes</p> <p>votes</p> <p>votes</p> <p>votes</p> <p>votes</p> <p>votes</p> <p>votes</p>	
<p>The whole number of votes given for the office of was</p> <p>and they were given for the following named persons:</p> <p>received</p> <p>received</p> <p>received</p> <p>received</p> <p>received</p> <p>received</p> <p>received</p> <p>received</p> <p>TOTAL</p>	<p>votes</p> <p>votes</p> <p>votes</p> <p>votes</p> <p>votes</p> <p>votes</p> <p>votes</p> <p>votes</p> <p>votes</p>	

	<p>The whole number of votes given for the office of was and they were given for the following named persons:</p> <p>received votes</p> <p>received votes</p> <p>received votes</p> <p>received votes</p> <p>received votes</p> <p>received votes</p> <p>received votes</p> <p>received votes</p> <p>TOTAL votes</p>	
	<p>The whole number of votes given for the office of was and they were given for the following named persons:</p> <p>received votes</p> <p>received votes</p> <p>received votes</p> <p>received votes</p> <p>received votes</p> <p>received votes</p> <p>received votes</p> <p>received votes</p> <p>TOTAL votes</p>	
	<p>The whole number of votes given for the office of <b>Judge of Probate (To Fill Vacancy)</b> was and they were given for the following named persons:</p> <p>received votes</p> <p>received votes</p> <p>received votes</p> <p>received votes</p> <p>received votes</p> <p>received votes</p> <p>received votes</p> <p>received votes</p> <p>TOTAL votes</p>	
	<p>The whole number of votes given for the office of <b>Circuit Court Commissioners</b> was and they were given for the following named persons:</p> <p><i>J Russell La Barge</i> received votes 19291</p> <p><i>William H. Nunneley</i> received votes 23652</p> <p><i>Juste A. Rosati</i> received votes 6249</p> <p>received votes</p> <p>received votes</p> <p>received votes</p> <p>received votes</p> <p>TOTAL votes 49192</p>	<p>49192</p> <p>19291</p> <p>23652</p> <p>6249</p> <p>49192</p>



STATEMENT OF VOTES, GENERAL ELECTION, TUESDAY, NOVEMBER 7TH, 1950

<p>The whole number of votes given for the office of was</p> <p>and they were given for the following named persons:</p> <p>received</p> <p>received</p> <p>received</p> <p>received</p> <p>received</p> <p>received</p> <p>received</p> <p>received</p> <p>TOTAL</p>	<p>votes</p> <p>votes</p> <p>votes</p> <p>votes</p> <p>votes</p> <p>votes</p> <p>votes</p> <p>votes</p> <p>votes</p>		
<p>The whole number of votes given for the office of was</p> <p>and they were given for the following named persons:</p> <p>received</p> <p>received</p> <p>received</p> <p>received</p> <p>received</p> <p>received</p> <p>received</p> <p>received</p> <p>TOTAL</p>	<p>votes</p> <p>votes</p> <p>votes</p> <p>votes</p> <p>votes</p> <p>votes</p> <p>votes</p> <p>votes</p> <p>votes</p>		
<p>The whole number of votes given for the office of was</p> <p>and they were given for the following named persons:</p> <p>received</p> <p>received</p> <p>received</p> <p>received</p> <p>received</p> <p>received</p> <p>received</p> <p>received</p> <p>TOTAL</p>	<p>votes</p> <p>votes</p> <p>votes</p> <p>votes</p> <p>votes</p> <p>votes</p> <p>votes</p> <p>votes</p> <p>votes</p>		
<p>The whole number of votes given for the office of was</p> <p>and they were given for the following named persons:</p> <p>received</p> <p>received</p> <p>received</p> <p>received</p> <p>received</p> <p>received</p> <p>received</p> <p>received</p> <p>TOTAL</p>	<p>votes</p> <p>votes</p> <p>votes</p> <p>votes</p> <p>votes</p> <p>votes</p> <p>votes</p> <p>votes</p> <p>votes</p>		

		PUT FIGURES IN THIS COLUMN
The whole number of votes given for and against the Proposed Amendment:		
<b>1 "Proposed Amendment to Section 1 of Article 3 of the State Constitution relative to the Elective Franchise."</b>		
was	<i>Twenty-seven thousand three hundred six</i>	27306
of which number	<i>Eighteen thousand three hundred fifty-two</i>	18352
votes were marked <b>YES</b>		
and	<i>Eight thousand nine hundred fifty-four</i>	8954
votes were marked <b>NO</b>		
TOTAL VOTES,		27306
The whole number of votes given for and against the Proposed Amendment:		
<b>2 "Proposed Amendment to Article 10 of the State Constitution authorizing the borrowing of money to build and equip Hospitals for mentally ill and epileptics, Training Schools for mental defectives and Tuberculosis Hospitals."</b>		
was	<i>Thirty-three thousand five hundred fourteen</i>	33514
of which number	<i>Twenty-eight thousand one hundred sixty-two</i>	28162
votes were marked <b>YES</b>		
and	<i>Five thousand three hundred fifty-two</i>	5352
votes were marked <b>NO</b>		
TOTAL VOTES,		33514
The whole number of votes given for and against the Proposed Amendment:		
<b>3 "Proposed Amendment to Article 2 of the State Constitution by adding a new Section thereto relative to and defining subversion."</b>		
was	<i>Twenty-eight thousand two hundred forty-six</i>	28246
of which number	<i>Eighteen thousand eight hundred eighty-eight</i>	18888
votes were marked <b>YES</b>		
and	<i>Nine thousand three hundred fifty-eight</i>	9358
votes were marked <b>NO</b>		
TOTAL VOTES,		28246
The whole number of votes given for and against the Proposed Referendum:		
<b>4 "Referendum on Act No. 1 of the Public Acts of 1949, entitled 'An Act to amend Section 1 of Act No. 22 of the Public Acts of 1901, entitled 'An Act to prevent deception in the manufacture and sale of imitation Butter.'"</b>		
was	<i>Thirty-five thousand two hundred sixteen</i>	35216
of which number	<i>Twenty-four thousand and sixty</i>	24060
votes were marked <b>YES</b>		
and	<i>Eleven thousand one hundred fifty-six</i>	11156
votes were marked <b>NO</b>		
TOTAL VOTES,		35216

STATEMENT OF VOTES, GENERAL ELECTION, TUESDAY, NOVEMBER 7TH, 1950

PUT FIGURES  
IN THIS COLUMN

The whole number of votes given for and against the.....

was.....

of which number.....

votes were marked **YES**

and.....

votes were marked **NO**

TOTAL VOTES,

The whole number of votes given for and against the.....

was.....

of which number.....

votes were marked **YES**

and.....

votes were marked **NO**

TOTAL VOTES,

The whole number of votes given for and against the.....

was.....

of which number.....

votes were marked **YES**

and.....

votes were marked **NO**

TOTAL VOTES,

The whole number of votes given for and against the.....

was.....

of which number.....

votes were marked **YES**

and.....

votes were marked **NO**

TOTAL VOTES,

STATE OF MICHIGAN, }  
COUNTY OF Macomb } ss.

We Do Hereby Certify, That the foregoing is a correct statement of the votes given in the County of Macomb for the offices named in such statement and for the persons designated therein, at the General Election, held on Tuesday, the Seventh day of November, in the year one thousand nine hundred fifty.



In Witness Whereof, We have hereunto set our hands and caused to be affixed the seal of the Circuit Court for the County of Macomb this 16<sup>th</sup> day of November in the year one thousand nine hundred fifty.

Louis Lustman  
Miriam Goldsmith  
Harold W. Donaldson  
BOARD OF COUNTY CANVASSERS

ATTEST:

A. H. Jim Hofstetter  
CLERK OF BOARD OF COUNTY CANVASSERS.

STATE OF MICHIGAN, }  
COUNTY OF Macomb } ss.

We Hereby Certify, That the foregoing is a correct transcript of the statement of the Board of County Canvassers of the County of Macomb of the votes given in such County for the offices named in said statement and for the persons designated therein, at the General Election, held on the Seventh day of November, 1950, so far as it relates to the votes cast for said office, as appears from the original statement on file in the office of the County Clerk.



In Witness Whereof, We have hereunto set our hands and affixed the seal of the Circuit Court for the County of Macomb this 16<sup>th</sup> day of November in the year one thousand nine hundred fifty.

A. H. Jim Hofstetter  
COUNTY CLERK.  
Louis Lustman  
CHAIRMAN OF THE BOARD OF COUNTY CANVASSERS.

CERTIFICATE OF DETERMINATION

STATE OF MICHIGAN, )

COUNTY OF Macomb ) SS.

The Board of County Canvassers of Macomb County having Ascertained and Canvassed the votes of the several Wards and Townships of said County, at the General Election, held on Tuesday, the Seventh day of November, A. D. 1950.

Do Hereby Certify and Determine

That ... having received the largest number of votes is elected ...

That ... having received the largest number of votes is elected ...

That ... having received the largest number of votes is elected ...

That ... having received the largest number of votes is elected ...

That ... having received the largest number of votes is elected ...

That Fred Nicholson having received the largest number of votes is elected Prosecuting Attorney for a term of two years, commencing January 1, 1951.

That Harley Emsign having received the largest number of votes is elected Sheriff for a term of two years, commencing January 1, 1951.

That Albert A. Shagner having received the largest number of votes is elected County Clerk for a term of two years, commencing January 1, 1951.

That Lynn St. Helen having received the largest number of votes is elected County Treasurer for a term of two years, commencing January 1, 1951.

That Aaron Burr having received the largest number of votes is elected Register of Deeds for a term of two years, commencing January 1, 1951.

That ... having received the largest number of votes is elected County Auditor for a term of ... years, commencing ... to ...

That Frank E. Lohr having received the largest number of votes is elected Drain Commissioner for a term of two years, commencing January 1, 1951.

That Clifford H. Reed having received the largest number of votes is elected Coroner for a term of two years, commencing January 1, 1951.

That Milford H. Jones having received the largest number of votes is elected Coroner for a term of two years, commencing January 1, 1951.

That ... having received the largest number of votes is elected County Surveyor for a term of two years, commencing January 1, 1951.

That ... having received the largest number of votes is elected County Road Commissioner for a term of two years, commencing January 1, 1951.

That ... having received the largest number of votes is elected County Road Commissioner for a term of four years, commencing January 1, 1951.

That ... having received the largest number of votes is elected County Road Commissioner for a term of six years, commencing January 1, 1951.


That ... having received the largest number of votes is elected Inspector of Mines for a term of two years, commencing January 1, 1951.

That ... having received the largest number of votes is elected Judge of Probate (to fill vacancy) for a term of ..., commencing ...

That J. Russell La Barge having received the largest number of votes is elected Circuit Court Commissioner for a term of two years, commencing January 1, 1951.

That William H. Munneley having received the largest number of votes is elected Circuit Court Commissioner for a term of two years, commencing January 1, 1951.

That ... having received the largest number of votes is elected ...



In Witness Whereof, We have hereunto set our hands and affixed the Seal of the Circuit Court for the County of Macomb this 16th day of November in the year one thousand nine hundred fifty.

Signatures of Board of County Canvassers: Louis J. ... Miriam Goldsmith, Harold W. Donaldson

BOARD OF COUNTY CANVASSERS

ATTEST: A.H. Jim Hafstetter, CLERK OF BOARD OF COUNTY CANVASSERS.

Signatures of Board of County Canvassers: Louis J. ... CHAIRMAN OF BOARD OF COUNTY CANVASSERS.