

CANVASS OF VOTES CAST

— AT THE —

GENERAL ELECTION

— HELD ON —

Tuesday, the 3rd day of November, A. D. 1964

AND CANVASSED BY THE BOARD OF COUNTY CANVASSERS

of MACOMB County, Michigan

THE "KAZOO" CANVASS BOOK AND LOOSE LEAF
ELECTION RECORD, COMBINED

By the use of this Canvass Book much time and labor is saved. It completely covers the canvass of the Election Returns by the Board of County Canvassers, and when signed by the members of said Board and County Clerk makes a perfect Election Record.

MANUFACTURED BY

DOUBLEDAY BROS. & CO.

ELECTION SUPPLY MANUFACTURERS
STATIONERS AND PRINTERS

1919 East Kilgore Road

• KALAMAZOO, MICHIGAN

STATEMENT OF VOTES, GENERAL ELECTION, TUESDAY, NOVEMBER 3RD, 1964

PRESIDENT AND VICE-PRESIDENT OF THE UNITED STATES

NAMES OF TOWNSHIPS AND ELECTION DISTRICTS

LYNDON B. JOHNSON and HUBERT H. HUMPHREY
BARRY GOLDWATER and WILLIAM E. MILLER
CLIFTON DE BERRY and EDWARD SHAW
ERIC HASS and HENNING BLOMEN

NORMAN THOMAS
MARGARET C. SMITH
Richard Nixon
Nelson Rockefeller
GEORGE WALLACE
Paul Johnson

TOTALS

DISTRICT NO. 70
CITY OF WARREN

Precinct No. 1	780	607	156	1	0	2	1	1	768
" No. 2	772	661	102	1	1				765
" No. 3	805	656	126	4	1				787
" No. 4	838	690	132	2	2				826
" No. 5	732	588	133	1	1				723
" No. 6	727	613	105	0	1				719
" No. 7	716	590	113	2	2				707
" No. 8	651	504	125	6	0				635
" No. 9	529	438	83	1	1				523
" No. 10	697	559	126	1	1				687
" No. 11	567	465	92	2	3				562
" No. 12	743	548	185	4	0				737
" No. 13	651	526	117	0	1				644
" No. 14	590	470	116	1	0				587
" No. 15	596	470	119	1	0				590
" No. 16	902	664	221	0	5				890
" No. 17	876	690	171	2	0				863
" No. 18	673	550	111	1	2				664
" No. 19	677	543	122	1	0				666
" No. 20	882	721	145	2	0				868
" No. 21	660	526	114	4	3				647
" No. 27	518	388	121	2	2				513
" No. 28	712	511	191	0	1				703
" No. 29	917	752	154	3	1				910
" No. 30	983	732	232	3	0				967
" No. 31	694	524	161	1	1				687
" No. 37	518	393	118	0	0				511
" No. 38	664	513	143	1	0				657
" No. 39	561	413	139	0	0				552
" No. 40	646	498	140	2	0				641
" No. 41	889	655	222	2	1				880
" No. 42	567	450	106	1	0				557
" No. 43	771	575	187	3	0				765
" No. 44	787	566	202	4	1				773
" No. 45	817	614	186	4	0				804
" No. 46	603	462	124	3	0				589
" No. 47	745	517	218	4	1				740
" No. 48	924	683	223	2	1				909
" No. 49	720	549	166	0	0				715
" No. 50	1235	884	333	3	1				1221
" No. 51	796	572	216	0	0				788
" No. 58	820	608	204	1	0				813
" No. 59	800	590	203	1	0				794
" No. 60	790	584	192	2	0				778
" No. 61	643	451	177	1	1				630
" No. 62	778	507	262	1	0			1 1	772
" No. 63	497	368	123	0	2				493
	34459								

TOTAL DISTRICT NO. 70
(Totaled in Section 6)

36438 7457 81 37 2 1 1 1 1 1

34020

WARREN TOTALS

DISTRICT 72 6296 2227 8 5 1 8537
8639

DISTRICT 73 4879 1201 12 4 6096
6156

TOTAL 57613 10885 101 46 2 1 1 1 1 1 1 48653

STATEMENT OF VOTES, GENERAL ELECTION, TUESDAY, NOVEMBER 3RD, 1964

GOVERNOR AND LIEUTENANT GOVERNOR

NEIL STAEBLER and ROBERT A. DERENGOSKI	GEORGE ROMNEY and WILLIAM G. MILLIKEN	FRANK LOVELL and HARRIET TALAN	JAMES C. HORVATH and W. CLIFFORD BENTLEY	ALBERT B. CLEAGE, JR. and JAMES JACKSON	TOTALS	NAMES OF TOWNSHIPS AND ELECTION DISTRICTS
441	317	1	0	0	759	DISTRICT NO. 70
488	255	6	1	1	751	CITY OF WARREN
487	278	8	2	1	776	Precinct No. 1
499	289	5	2	0	795	" No. 2
438	264	2	1	2	707	" No. 3
441	266	0	1	0	708	" No. 4
434	261	1	1	0	697	" No. 5
322	288	6	0	1	617	" No. 6
318	196	0	1	0	515	" No. 7
393	282	1	0	0	676	" No. 8
343	200	2	0	1	546	" No. 9
393	315	4	1	0	713	" No. 10
397	225	4	0	0	626	" No. 11
330	234	2	0	1	567	" No. 12
300	285	1	0	0	586	" No. 13
426	441	1	5	1	874	" No. 14
536	311	0	0	2	849	" No. 15
366	282	2	2	0	652	" No. 16
385	267	4	2	0	658	" No. 17
519	335	3	0	0	857	" No. 18
369	258	3	2	2	634	" No. 19
255	250	1	1	0	507	" No. 20
341	348	0	3	0	692	" No. 21
502	380	2	0	1	885	" No. 27
515	440	3	1	2	961	" No. 28
336	341	1	1	0	679	" No. 29
256	246	0	0	0	502	" No. 30
336	308	2	0	0	646	" No. 31
242	312	0	0	0	554	" No. 37
339	290	2	0	0	631	" No. 38
416	454	2	1	0	873	" No. 39
332	211	1	0	0	544	" No. 40
331	417	3	0	2	753	" No. 41
349	413	6	1	0	769	" No. 42
360	432	4	0	0	796	" No. 43
297	288	0	1	0	586	" No. 44
287	435	3	2	0	727	" No. 45
387	497	2	0	1	887	" No. 46
358	336	1	1	1	697	" No. 47
538	677	4	2	1	1212	" No. 48
291	483	0	0	0	774	" No. 49
316	483	1	0	2	802	" No. 50
326	454	1	2	0	783	" No. 51
371	395	2	2	0	770	" No. 58
241	383	0	2	1	627	" No. 59
231	522	1	0	0	754	" No. 60
190	291	2	0	1	484	" No. 61
						" No. 62
						" No. 63
17,358	15,935	100	41	24	33,458	TOTAL DISTRICT NO. 70
						(Totaled in Section 6)

DISTRICT 72 3509 4923 19 6 3

DISTRICT 73 3269 2724 12 5 2

TOTAL 24,136 23,582 131 52 29

8460

6012

47,930

STATEMENT OF VOTES, GENERAL ELECTION, TUESDAY, NOVEMBER 3RD, 1964

NAMES OF TOWNSHIPS AND ELECTION DISTRICTS	SECRETARY OF STATE					TOTALS	ATTORNEY GENERAL					TOTALS	
	JAMES M. HARE	ALLISON GREEN	JAN GARRETT	RALPH W. MUNCY	LOY A. COHEN		FRANK J. KELLEY	MEYER WARSHAWSKY	ROBERT FINK	WILLIAM WALBRIDGE	ALLEN BIBB		
DISTRICT NO. 70													
CITY OF WARREN													
Precinct No. 1	581 144	1	1	1	1	728	524 175	2	1	0	702		
" No. 2	617 93	2	1	0	0	713	579 117	0	1	0	697		
" No. 3	611 118	6	1	1	1	737	595 129	5	0	1	730		
" No. 4	626 122	0	1	0	0	749	599 147	2	1	0	743		
" No. 5	551 127	2	0	0	2	682	536 128	3	1	0	668		
" No. 6	562 109	1	2	1	1	675	542 118	1	1	3	665		
" No. 7	562 111	0	1	1	1	675	535 124	1	1	0	661		
" No. 8	474 121	5	0	0	0	600	441 135	4	0	0	580		
" No. 9	409 88	0	1	0	0	498	401 91	0	1	0	493		
" No. 10	509 136	1	1	0	0	647	492 134	3	0	0	629		
" No. 11	429 76	2	1	0	0	508	408 103	1	0	1	513		
" No. 12	509 160	3	1	0	0	673	496 166	1	0	1	664		
" No. 13	499 108	2	0	0	0	609	478 114	0	0	1	593		
" No. 14	451 96	1	0	1	1	549	418 113	1	0	1	533		
" No. 15	430 125	2	0	0	0	557	407 148	1	0	0	556		
" No. 16	637 208	0	5	1	1	851	576 245	0	5	2	828		
" No. 17	647 167	1	0	1	1	816	619 181	0	0	2	802		
" No. 18	515 108	2	1	0	0	626	476 130	1	3	0	610		
" No. 19	509 120	2	0	0	0	631	485 136	2	0	0	623		
" No. 20	688 137	1	1	0	0	827	648 138	3	0	0	789		
" No. 21	489 104	1	1	1	1	596	458 114	0	2	0	574		
" No. 27	362 128	0	1	1	1	492	330 151	0	3	0	484		
" No. 28	488 180	0	2	0	0	670	452 205	0	2	0	659		
" No. 29	700 154	0	0	0	0	854	637 192	2	0	0	831		
" No. 30	708 227	1	1	1	1	938	670 253	1	1	2	927		
" No. 31	503 163	0	1	0	0	667	465 191	1	1	0	658		
" No. 37	375 118	0	1	0	0	494	350 138	0	0	0	488		
" No. 38	486 145	1	0	0	0	632	454 169	1	1	0	625		
" No. 39	394 148	0	0	1	1	543	350 176	0	0	0	526		
" No. 40	463 140	1	0	1	1	605	439 166	1	0	0	606		
" No. 41	640 211	1	1	0	0	853	586 253	1	1	0	841		
" No. 42	420 108	1	0	0	0	529	396 117	4	0	0	517		
" No. 43	525 206	1	0	0	0	732	483 230	1	1	1	716		
" No. 44	534 204	4	1	0	0	743	496 238	5	0	0	739		
" No. 45	601 176	2	1	0	0	780	544 225	2	1	0	772		
" No. 46	453 116	1	0	1	1	571	423 140	1	0	0	564		
" No. 47	493 209	3	1	0	0	706	439 246	3	1	0	689		
" No. 48	629 224	2	1	2	2	858	564 272	3	1	1	841		
" No. 49	508 161	0	0	1	1	670	471 200	0	1	1	673		
" No. 50	830 345	4	1	0	0	1,180	762 393	2	1	0	1,158		
" No. 51	518 232	0	0	2	2	752	483 255	1	0	1	740		
" No. 58	545 238	0	0	3	3	786	495 284	0	0	2	781		
" No. 59	556 209	0	0	0	0	765	502 249	0	0	0	751		
" No. 60	553 199	1	0	0	0	753	514 230	2	0	0	746		
" No. 61	406 198	0	0	1	1	605	368 223	0	0	1	592		
" No. 62	444 286	1	0	0	0	731	386 340	0	0	0	726		
" No. 63	324 126	1	1	2	2	454	284 157	2	1	1	445		
TOTAL DISTRICT NO. 70 (Totaled in Section 6)	24,763	7,429	60	32	26	3,231	23,056	85	73	64	33	22	31,748
DISTRICT 72	5826 2363	8	4	3	3	8204	5298 2823	8	5	2	8136		
DISTRICT 73	4661 1192	7	6	3	1	5870	4412 1342	6	7	2	5769		
TOTAL	35,250	10,984	76	42	32	46,384	33,766	78	45	26	45,653		

STATEMENT OF VOTES, GENERAL ELECTION, TUESDAY, NOVEMBER 3RD, 1964

UNITED STATES SENATOR

REPRESENTATIVE IN CONGRESS 12 DISTRICT

PHILIP A. HART
ELLY M. PETERSON
EVELYN SELL
JAMES SIM
ERNEST C. SMITH

John Perry

TOTALS

JAMES G. O'HARA
ROBERT G. POWELL

TOTALS

NAMES OF TOWNSHIPS AND ELECTION DISTRICTS

DISTRICT NO. 70
CITY OF WARREN

- Precinct No. 1
- " No. 2
- " No. 3
- " No. 4
- " No. 5
- " No. 6
- " No. 7
- " No. 8
- " No. 9
- " No. 10
- " No. 11
- " No. 12
- " No. 13
- " No. 14
- " No. 15
- " No. 16
- " No. 17
- " No. 18
- " No. 19
- " No. 20
- " No. 21
- " No. 27
- " No. 28
- " No. 29
- " No. 30
- " No. 31
- " No. 37
- " No. 38
- " No. 39
- " No. 40
- " No. 41
- " No. 42
- " No. 43
- " No. 44
- " No. 45
- " No. 46
- " No. 47
- " No. 48
- " No. 49
- " No. 50
- " No. 51
- " No. 58
- " No. 59
- " No. 60
- " No. 61
- " No. 62
- " No. 63

581 146 3	1	2	733	576 130	706
629 86 2	1	0	718	605 85	690
624 110 5	0	1	740	602 102	704
643 116 2	1	0	762	630 104	734
575 120 2	1	1	699	556 119	675
572 106 2	1	1	682	563 92	655
562 113 0	1	0	676	563 98	661
477 121 4	0	1	603	488 94	582
424 79 0	1	0	504	417 75	492
523 128 1	0	0	652	516 115	631
440 88 1	0	0	529	433 78	511
528 156 2	0	0	686	513 147	660
502 102 0	0	0	604	498 95	593
462 87 0	0	0	550	455 83	538
439 116 1	0	0	556	445 105	556
648 202 0	5	1	856	639 178	817
673 152 1	0	2	828	648 149	797
524 103 2	1	0	630	507 93	600
534 109 0	0	0	643	514 95	609
704 121 1	0	0	826	687 108	795
487 105 1	2	2	597	483 91	574
378 109 0	2	0	489	371 114	485
503 173 0	1	2	679	487 176	663
714 149 0	0	0	863	709 133	842
727 220 0	1	1	949	713 213	926
522 151 0	1	0	674	512 148	660
392 108 0	0	0	500	384 104	488
487 146 1	0	0	634	487 136	623
417 129 0	0	0	546	393 135	528
485 131 1	0	0	617	482 125	607
644 210 1	1	0	856	648 199	847
430 97 2	0	0	529	426 94	520
556 173 2	0	0	731	544 174	718
549 199 3	0	0	751	540 193	733
615 164 2	1	0	782	608 165	773
472 102 0	0	0	574	456 101	557
530 182 3	1	0	716	519 179	698
663 202 0	0	1	866	630 208	838
529 152 0	0	1	682	517 140	657
873 311 2	2	0	1188	852 322	1174
561 200 1	0	0	762	538 200	738
603 187 0	1	1	793	573 202	775
564 207 0	0	1	772	551 198	749
586 174 1	0	0	761	572 175	747
426 178 0	0	2	606	416 176	592
475 257 1	0	0	733	478 251	729
350 116 1	2	0	469	350 105	455

25602
 6593
 51
 28
 21
 1
 32596
 25094
 4602

DISTRICT 72 6157 2142 7 3 3 8312 6004 2110 8114

DISTRICT 73 4770 1132 5 4 2 5913 4743 1053 5796

TOTAL

36529
 10167
 63
 35
 26
 1
 46821
 35841
 9765
 45607

TOTAL DISTRICT NO. 70
(Totalled in Section 6)

STATEMENT OF VOTES, GENERAL ELECTION, TUESDAY, NOVEMBER 3RD, 1964

STATE SENATOR 27 DISTRICT

Representative in State Legislature 70 District

NAMES OF
TOWNSHIPS AND
ELECTION DISTRICTS

WILLIAM ROMANO
HOMER W. HAZELTON

JOHN T. KELSEY
NORMA P. BARNES
JAMES GRAY
WARREN GOEMAERE
KENNETH MATYLOW
HAROLD CLARK
SCATTERED

TOTALS

TOTALS

DISTRICT NO. 70
CITY OF WARREN

Precinct No. 1

- " No. 2
- " No. 3
- " No. 4
- " No. 5
- " No. 6
- " No. 7
- " No. 8
- " No. 9
- " No. 10
- " No. 11
- " No. 12
- " No. 13
- " No. 14
- " No. 15
- " No. 16
- " No. 17
- " No. 18
- " No. 19
- " No. 20
- " No. 21
- " No. 27
- " No. 28
- " No. 29
- " No. 30
- " No. 31
- " No. 37
- " No. 38
- " No. 39
- " No. 40
- " No. 41
- " No. 42
- " No. 43
- " No. 44
- " No. 45
- " No. 46
- " No. 47
- " No. 48
- " No. 49
- " No. 50
- " No. 51
- " No. 58
- " No. 59
- " No. 60
- " No. 61
- " No. 62
- " No. 63

553 139
585 106
623 113
660 113
559 123
550 110
552 109
443 127
399 94
501 130
427 96
529 163
495 106
443 96
425 127
596 216
631 163
501 111
517 110
669 143
472 118
347 131
470 183
690 160
671 235
479 171
360 119
458 159
370 149
454 145
606 227
402 126
512 201
501 229
569 184
444 112
441 236
592 232
492 162
795 355
488 232
505 267
515 226
542 189
380 212
403 306
297 151

692
691
736
773
682
660
661
570
493
631
523
692
601
539
552
812
794
612
627
812
590
478
653
850
906
650
479
617
519
599
833
528
713
730
753
556
677
824
654
1150
720
772
741
731
592
709
448

547 163
596 99
609 110
657 122
554 126
552 98
549 107
445 107
400 89
496 128
418 92
522 160
480 112
439 93
412 129
614 203
635 159
495 108
497 110
658 138
472 103
357 119
487 169
683 157
684 234
482 169
368 115
470 149
368 146
445 151
632 207
405 109
515 193
520 215
581 175
444 114
467 212
608 219
405 152
818 336
495 232
515 248
520 223
531 202
380 201
427 289
307 132

710
695
719
779
680
650
656
552
489
624
510
682
592
532
542
817
794
603
607
796
575
476
656
840
918
651
483
619
514
596
839
514
708
735
756
558
679
827
557
1154
727
763
743
733
581
716
439

TOTAL DISTRICT NO. 70
(Totalled in Section 6)

23913
7712

31625
23961
7424

31386

District 72 5538 2458

7996

5539 2305

7864

District 73 4496 1247

5743

4565 4565

TOTAL

33947

11417

45364

23961

7424

5559

2305

4565

43815

MEMBER STATE BOARD OF EDUCATION
TWO YEAR TERM

LEON FILL	DONALD M. D. THURBER	KARLA PARKER	ELLEN M. SOLOMONSON	HENRY L. HILL	MARGARET WILLIS	TOTALS	NAMES OF TOWNSHIPS AND ELECTION DISTRICTS
496	524	148	143	1	1	1313	DISTRICT NO. 70
549	569	106	96	0	1	1321	CITY OF WARREN
556	586	117	107	4	4	1374	Precinct No. 1
563	588	130	121	0	1	1403	" No. 2
510	524	125	127	1	1	1288	" No. 3
524	542	114	100	1	0	1281	" No. 4
516	527	109	111	2	0	1265	" No. 5
405	435	124	110	1	1	1076	" No. 6
383	394	90	89	0	0	956	" No. 7
490	492	141	123	0	1	1247	" No. 8
398	408	90	87	0	2	985	" No. 9
467	482	161	155	0	1	1266	" No. 10
445	459	113	106	0	0	1123	" No. 11
398	420	90	95	0	1	1004	" No. 12
369	404	136	117	0	0	1026	" No. 13
545	592	219	119	1	2	1478	" No. 14
590	616	177	163	1	2	1549	" No. 15
451	474	114	107	2	2	1150	" No. 16
442	474	129	110	0	1	1156	" No. 17
597	627	154	135	2	0	1515	" No. 18
420	444	108	96	1	0	1069	" No. 19
311	337	132	121	0	0	901	" No. 20
431	454	178	171	1	1	1236	" No. 21
624	664	165	155	0	1	1609	" No. 27
639	673	240	225	1	1	1779	" No. 28
448	467	167	163	1	0	1246	" No. 29
319	348	134	123	0	0	924	" No. 30
425	459	150	148	1	1	1184	" No. 31
354	378	148	136	1	0	1017	" No. 37
422	446	153	144	1	0	1166	" No. 38
569	600	227	211	0	0	1607	" No. 39
388	403	118	105	2	1	1017	" No. 40
477	508	206	182	0	0	1373	" No. 41
471	488	220	209	0	0	1388	" No. 42
530	559	192	179	2	1	1463	" No. 43
410	433	117	112	0	0	1072	" No. 44
414	439	225	230	2	3	1313	" No. 45
533	585	236	225	3	1	1583	" No. 46
467	486	163	153	1	1	1271	" No. 47
735	780	375	360	0	0	2250	" No. 48
454	488	235	233	0	0	1410	" No. 49
469	525	241	231	3	2	1471	" No. 50
485	517	225	215	0	0	1442	" No. 51
492	511	222	203	0	1	1429	" No. 58
337	372	205	196	3	3	1116	" No. 59
374	416	296	268	0	0	1354	" No. 60
263	295	136	121	1	0	816	" No. 61
							" No. 62
							" No. 63
21955	23212	7801	7236	40	38	60282	TOTAL DISTRICT NO. 70
							(Totalled in Section 6)
DISTRICT 72	5120	5488	2545	2373	1	1	15528
DISTRICT 73	4190	4437	1273	1169	8	4	11081
TOTAL	31265	33137	11619	10778	49	43	86891

STATEMENT OF VOTES, GENERAL ELECTION, TUESDAY, NOVEMBER 3RD, 1964

MEMBER STATE BOARD OF EDUCATION
FOUR YEAR TERM

NAMES OF
TOWNSHIPS AND
ELECTION DISTRICTS

MARILYN JEAN KELLY
CARMEN L. DELLIQUADRI
JOYCE HATTON
BOURKE LODEWYK
HELEN KELLY
CLARA MARAVIN

TOTALS

DISTRICT NO. 70
CITY OF WARREN

Precinct No.	MARILYN JEAN KELLY	CARMEN L. DELLIQUADRI	JOYCE HATTON	BOURKE LODEWYK	HELEN KELLY	CLARA MARAVIN	TOTALS
No. 1	504	496	150	145	0	0	1295
No. 2	559	547	110	105	0	0	1321
No. 3	583	550	122	113	4	4	1376
No. 4	586	563	135	124	1	1	1410
No. 5	518	502	130	134	2	0	1286
No. 6	537	511	111	104	1	0	1264
No. 7	525	505	120	116	1	0	1267
No. 8	427	400	117	124	1	1	1070
No. 9	387	379	93	90	0	0	949
No. 10	484	452	129	137	0	0	1202
No. 11	404	394	90	86	0	0	974
No. 12	472	458	164	159	1	0	1254
No. 13	462	441	133	108	0	0	1134
No. 14	411	396	102	95	0	0	1004
No. 15	402	368	126	125	0	0	1021
No. 16	569	539	231	210	2	1	1552
No. 17	615	590	178	161	2	2	1548
No. 18	467	453	129	109	1	1	1160
No. 19	473	434	129	120	1	0	1157
No. 20	619	595	153	135	0	0	1502
No. 21	434	420	112	101	1	0	1068
No. 27	324	314	132	136	0	0	906
No. 28	434	414	187	200	0	1	1236
No. 29	645	618	177	154	0	0	1594
No. 30	669	640	237	240	2	1	1789
No. 31	457	448	175	169	1	0	1250
No. 37	345	315	133	127	0	0	920
No. 38	442	424	156	148	2	0	1172
No. 39	355	346	159	149	0	1	1010
No. 40	434	419	153	155	0	1	1162
No. 41	583	568	224	225	0	0	1600
No. 42	387	385	112	114	2	2	1002
No. 43	480	469	204	209	0	0	1362
No. 44	490	465	219	214	1	0	1389
No. 45	530	519	198	201	1	1	1450
No. 46	412	412	129	130	0	0	1083
No. 47	415	403	246	246	2	3	1315
No. 48	571	541	231	238	2	1	1584
No. 49	456	457	164	170	1	1	1249
No. 50	765	739	380	375	1	0	2260
No. 51	460	458	241	236	0	0	1395
No. 58	470	465	263	252	2	2	1454
No. 59	484	476	245	242	1	0	1448
No. 60	487	495	235	203	2	0	1422
No. 61	349	336	217	211	2	2	1117
No. 62	365	377	322	290	0	0	1354
No. 63	248	272	167	125	2	1	815

TOTAL DISTRICT NO. 70
(Totaled in Section 6)

22495 21768 8060 7760 42 27

60152

DISTRICT 72 5276 5128 2556 2532 4 1

15497

DISTRICT 73 4330 4196 1294 1214 5 4

11043

TOTAL

32101 31092 11910 11506 57 32

86692

MEMBERS STATE BOARD OF EDUCATION
SIX YEAR TERM

THOMAS J. BRENNAN	PETER OPPEWALL	ROBERT P. BRIGGS	JOHN C. KREGER	MATTIE R. MAYS	CONSTANCE DIANE MOLETTE	TOTALS	NAMES OF TOWNSHIPS AND ELECTION DISTRICTS
522	492	146	144	0	0	1304	DISTRICT NO. 70
572	538	100	101	0	0	1311	CITY OF WARREN
586	547	120	108	4	4	1369	Precinct No. 1
585	550	128	125	0	0	1388	" No. 2
570	503	134	125	2	1	1275	" No. 3
528	511	109	106	0	0	1254	" No. 4
528	506	115	111	1	0	1261	" No. 5
419	400	122	121	1	2	1065	" No. 6
397	375	90	84	0	0	946	" No. 7
484	456	138	130	0	1	1209	" No. 8
404	384	89	94	0	0	971	" No. 9
469	448	170	156	0	0	1243	" No. 10
454	433	119	114	0	0	1120	" No. 11
415	393	99	89	0	0	996	" No. 12
405	364	127	126	0	0	1022	" No. 13
595	538	214	206	2	1	1556	" No. 14
607	579	170	173	1	2	1532	" No. 15
475	456	107	109	1	1	1149	" No. 16
475	433	122	103	0	1	1134	" No. 17
622	586	141	145	1	0	1495	" No. 18
430	416	102	109	0	0	1057	" No. 19
324	304	138	129	0	0	895	" No. 20
444	403	198	182	1	0	1228	" No. 21
663	605	165	152	0	1	1586	" No. 27
670	631	246	242	1	1	1791	" No. 28
474	444	172	161	0	1	1252	" No. 29
341	318	132	125	0	0	916	" No. 30
449	414	153	150	1	1	1168	" No. 31
370	339	157	145	1	0	1012	" No. 37
439	424	161	152	0	0	1176	" No. 38
588	558	226	218	0	1	1591	" No. 39
400	384	111	111	1	0	1007	" No. 40
501	453	214	201	0	0	1369	" No. 41
499	454	225	215	0	0	1393	" No. 42
540	514	200	186	1	1	1442	" No. 43
423	401	126	126	0	0	1076	" No. 44
442	386	245	232	2	2	1309	" No. 45
573	527	243	232	2	1	1578	" No. 46
470	449	172	163	1	1	1256	" No. 47
776	733	368	358	0	0	2235	" No. 48
478	444	245	239	0	0	1406	" No. 49
505	471	261	226	3	2	1468	" No. 50
503	467	246	223	0	1	1440	" No. 51
511	493	211	209	0	1	1425	" No. 58
351	325	227	199	2	2	1106	" No. 59
385	376	318	285	0	1	1365	" No. 60
289	263	134	128	0	1	815	" No. 61
							" No. 62
							" No. 63
22,990	21,488	7,956	7,568	29	31	59,962	TOTAL DISTRICT NO. 70
							(Totaled in Section 6)
DISTRICT 72							
5442	4755	2563	2442	0	1	15203	
DISTRICT 73							
4405	4137	1274	1221	3	11	11051	
TOTAL							
32,737	30,380	11,793	11,231	32	43	86,216	

STATEMENT OF VOTES, GENERAL ELECTION, TUESDAY, NOVEMBER 3RD, 1964

MEMBER STATE BOARD OF EDUCATION
EIGHT YEAR TERM

NAMES OF
TOWNSHIPS AND
ELECTION DISTRICTS

CHARLES E. MORTON
EDWIN L. NOVAK
ALVIN M. BENTLEY
JAMES F. O'NEIL
ELLA MAE PERRYMAN
JOHN R. THOMAS

Richard A. Weir

TOTALS

DISTRICT NO. 70
CITY OF WARREN

- Precinct No. 1
- " No. 2
- " No. 3
- " No. 4
- " No. 5
- " No. 6
- " No. 7
- " No. 8
- " No. 9
- " No. 10
- " No. 11
- " No. 12
- " No. 13
- " No. 14
- " No. 15
- " No. 16
- " No. 17
- " No. 18
- " No. 19
- " No. 20
- " No. 21
- " No. 27
- " No. 28
- " No. 29
- " No. 30
- " No. 31
- " No. 37
- " No. 38
- " No. 39
- " No. 40
- " No. 41
- " No. 42
- " No. 43
- " No. 44
- " No. 45
- " No. 46
- " No. 47
- " No. 48
- " No. 49
- " No. 50
- " No. 51
- " No. 58
- " No. 59
- " No. 60
- " No. 61
- " No. 62
- " No. 63

479	521	170	158	0	0		1328
547	562	112	113	1	0		1335
545	571	146	129	4	5		1400
553	590	142	133	1	1		1420
493	508	143	139	0	0		1283
509	528	118	117	1	1		1274
496	519	129	123	0	1		1268
381	417	139	129	1	1		1068
379	385	96	97	0	0		957
452	469	149	145	0	0	1	1216
376	391	103	99	0	0		969
453	481	168	163	0	0		1265
438	450	127	126	0	0		1141
395	408	109	103	0	0		1015
351	381	165	151	0	0		1048
516	555	254	244	1	1		1571
583	602	176	184	1	1		1547
449	474	128	115	1	1		1168
420	463	143	129	0	0		1155
592	618	156	144	0	1		1511
408	440	125	108	1	0		1082
299	317	147	149	0	0		912
406	437	213	197	1	1		1255
599	644	189	179	0	0		1611
630	656	261	236	2	3		1788
435	461	180	186	1	0		1263
306	333	152	137	0	0		928
405	436	169	169	3	3		1185
330	349	172	160	0	1		1012
419	435	168	160	0	0		1182
548	573	248	241	0	1		1611
377	396	124	113	0	0		1004
453	476	229	223	0	0		1381
447	475	253	228	0	1		1404
494	526	230	218	1	1		1470
401	415	143	138	0	0		1087
385	404	264	264	2	3		1322
497	546	278	273	1	2		1597
444	470	183	165	1	1		1264
720	743	405	388	1	0		2257
433	454	265	258	0	0		1410
429	476	291	273	2	2		1478
467	496	252	241	0	2		1458
483	508	227	220	0	1		1439
317	337	249	226	1	1		1131
330	370	345	336	0	0		1381
239	280	175	138	1	0		833

TOTAL DISTRICT NO. 70
(Totaled in Section 6)

21108 22330 8810 2365 29 36 1

60679

DISTRICT 72 4896 5203 2778 2715 3 0

15595

DISTRICT 73 4651 4255 1438 1385 2 4

11135

TOTAL

39055 31788 13026 12465 34 40 1

87409

STATEMENT OF VOTES, GENERAL ELECTION, TUESDAY, NOVEMBER 3RD, 1964

MEMBERS BOARD OF TRUSTEES MICHIGAN STATE UNIVERSITY

FRANK HARTMAN	CLAIR WHITE	PAUL D. BAGWELL	JOHN S. PINGEL	THEOS A. GROVE	ALBERT MILLS	GRACE LEE BOGGS	EUGENE S. MCGUIRE	TOTALS
502	481	179	150	2	2	0	0	1316
538	538	132	111	0	0	1	0	1320
569	548	146	118	0	0	5	6	1392
574	549	147	132	1	1	0	0	1404
503	494	153	131	1	0	0	0	1282
522	497	141	108	1	1	2	1	1273
522	500	127	113	1	1	0	0	1264
407	392	145	121	0	0	1	1	1067
383	378	100	88	1	1	0	0	951
481	461	146	132	0	0	1	0	1221
395	381	112	98	0	0	0	0	986
457	447	181	159	0	0	0	0	1244
454	434	128	107	0	1	0	0	1124
411	398	111	89	1	0	0	0	1010
383	360	159	135	0	0	0	0	1037
560	521	256	214	5	4	1	1	1562
607	579	189	159	1	0	2	2	1539
461	446	127	109	2	2	0	0	1147
454	432	149	113	0	0	0	0	1148
616	603	154	133	0	0	0	1	1507
434	419	126	98	1	0	0	0	1080
316	295	161	137	1	1	0	0	911
434	403	218	188	2	2	0	0	1247
637	595	204	158	1	0	1	0	1596
653	627	272	236	1	1	1	1	1792
459	434	196	162	2	1	0	0	1254
330	317	149	128	0	0	0	0	924
425	419	176	155	0	1	1	1	1178
345	330	181	163	0	0	0	0	1019
429	405	188	158	1	1	0	1	1183
586	556	246	214	2	1	0	0	1605
388	379	125	112	0	1	1	0	1006
477	441	244	219	0	0	0	0	1381
473	432	267	231	0	0	0	0	1403
520	487	231	217	1	1	1	1	1459
413	380	154	128	0	0	0	0	1075
411	362	289	252	2	1	2	2	1321
543	498	286	246	0	0	1	1	1575
459	430	194	165	0	1	1	1	1251
737	700	425	380	2	2	1	1	2248
456	424	280	247	0	0	0	0	1407
474	432	296	254	0	0	2	3	1458
494	459	255	229	0	0	0	1	1438
492	474	245	213	0	0	0	0	1424
339	313	251	214	0	0	1	1	1119
347	307	378	327	0	0	0	1	1360
242	229	189	159	2	1	1	1	824

DISTRICT NO. 70
CITY OF WARREN

NAMES OF TOWNSHIPS AND ELECTION DISTRICTS	
Precinct No.	1
"	No. 2
"	No. 3
"	No. 4
"	No. 5
"	No. 6
"	No. 7
"	No. 8
"	No. 9
"	No. 10
"	No. 11
"	No. 12
"	No. 13
"	No. 14
"	No. 15
"	No. 16
"	No. 17
"	No. 18
"	No. 19
"	No. 20
"	No. 21
"	No. 27
"	No. 28
"	No. 29
"	No. 30
"	No. 31
"	No. 37
"	No. 38
"	No. 39
"	No. 40
"	No. 41
"	No. 42
"	No. 43
"	No. 44
"	No. 45
"	No. 46
"	No. 47
"	No. 48
"	No. 49
"	No. 50
"	No. 51
"	No. 58
"	No. 59
"	No. 60
"	No. 61
"	No. 62
"	No. 63

TOTAL DISTRICT NO. 70
(Totalled in Section 6)

72109
20986
9208
7910
34
28
27
30

60,332

DISTRICT 72

5178	4848	2953	2555	4	5	1	1	15545
------	------	------	------	---	---	---	---	-------

DISTRICT 73

4248	4082	1474	1279	4	5	1	4	11,097
------	------	------	------	---	---	---	---	--------

TOTAL

31535	29916	13635	11744	42	38	29	35	86,974
-------	-------	-------	-------	----	----	----	----	--------

STATEMENT OF VOTES, GENERAL ELECTION, TUESDAY, NOVEMBER 3RD, 1964

MEMBERS BOARD OF GOVERNORS WAYNE STATE UNIVERSITY

NAMES OF
TOWNSHIPS AND
ELECTION DISTRICTS

WILLIAM B. HALL
BENJAMIN M. ROSE
WILBER M. BRUCKER, JR.
CHARLES GERSHENSON
CHARLES FRASER
LOWELL E. MILLER
HELEN NUTTALL BROWN
LOUIS J. CLEAGE
TOTALS

DISTRICT NO. 70
CITY OF WARREN

Precinct No.	W. B. Hall	B. M. Rose	W. M. Brucker, Jr.	C. Gershenson	C. Fraser	L. E. Miller	H. Nuttall Brown	L. J. Cleage	TOTALS
No. 1	496	486	161	145	3	1	2	0	1294
No. 2	555	542	114	104	0	0	0	0	1315
No. 3	573	545	128	116	0	1	6	4	1373
No. 4	579	550	131	124	1	2	0	1	1398
No. 5	508	497	135	125	1	2	2	0	1270
No. 6	518	502	126	111	1	1	1	1	1261
No. 7	513	505	121	111	1	2	0	0	1253
No. 8	408	393	130	113	0	0	1	1	1076
No. 9	381	381	92	87	1	1	0	0	943
No. 10	477	462	138	127	0	2	0	0	1206
No. 11	399	382	102	86	0	0	0	0	969
No. 12	466	453	166	157	0	2	0	0	1244
No. 13	452	438	120	113	0	0	0	0	1123
No. 14	413	402	97	87	0	0	1	0	1000
No. 15	389	357	138	129	0	1	0	0	1014
No. 16	548	525	232	225	4	4	2	2	1542
No. 17	603	588	176	158	0	1	2	1	1529
No. 18	460	445	119	117	1	2	0	0	1144
No. 19	452	437	137	117	1	0	1	0	1145
No. 20	621	595	149	131	0	2	2	2	1502
No. 21	427	421	119	104	2	5	0	0	1078
No. 27	314	293	150	139	1	1	0	0	898
No. 28	432	415	204	182	3	3	0	1	1240
No. 29	635	593	186	155	2	1	0	0	1572
No. 30	659	631	251	232	1	4	1	1	1780
No. 31	456	446	180	161	2	1	0	0	1246
No. 37	333	322	136	124	0	0	0	0	915
No. 38	435	414	162	148	0	2	2	0	1163
No. 39	352	330	170	153	0	0	1	1	1007
No. 40	436	404	179	154	0	2	0	0	1175
No. 41	574	553	236	218	1	3	1	0	1586
No. 42	395	376	114	104	0	1	1	1	992
No. 43	466	447	246	214	0	1	0	0	1374
No. 44	466	446	235	227	1	1	1	0	1377
No. 45	517	490	221	204	1	1	2	1	1437
No. 46	417	393	135	132	0	0	0	0	1077
No. 47	409	381	259	236	3	1	3	4	1296
No. 48	541	508	260	246	0	0	1	3	1559
No. 49	456	437	176	166	0	0	2	1	1238
No. 50	757	721	387	358	2	2	1	1	2229
No. 51	463	430	263	234	0	0	0	0	1390
No. 58	477	444	268	242	0	0	3	3	1437
No. 59	488	467	349	232	0	1	1	0	1438
No. 60	505	480	225	205	0	0	1	0	1416
No. 61	335	307	239	218	1	1	2	1	1104
No. 62	379	335	335	300	0	2	1	0	1352
No. 63	248	223	164	154	1	2	1	0	793

TOTAL DISTRICT NO. 70
(Totaled in Section 6)

97183
21192
9461
7725
35
59
45
30

57730

DISTRICT 72

5247 4945 2674 2499 5 8 3 0

15384

DISTRICT 73

4146 4098 1372 1232 3 6 2 7

10866

TOTAL

31576
30235
12507
11456
43
73
50
37

85980

STATEMENT OF VOTES, GENERAL ELECTION, TUESDAY, NOVEMBER 3RD, 1964

PROSECUTING ATTORNEY

SHERIFF

GEORGE N. PARRIS
Charles A. Proctor
Donald J. P. Bkoe

LESTER A. ALMSTADT
WILLIAM SUMNER

TOTALS

TOTALS

NAMES OF
TOWNSHIPS AND
ELECTION DISTRICTS

DISTRICT NO. 70
CITY OF WARREN

571
608
624
620
541
557
556
451
406
510
427
532
500
455
435
638
642
413
517
670
482
366
495
709
701
506
376
476
387
475
638
419
542
569
588
458
498
623
514
836
522
546
554
554
414
447
333

571 556 127
608 594 83
624 605 100
620 617 104
541 543 123
557 548 102
556 549 95
451 440 91
406 398 79
511 510 79
427 421 84
532 507 154
500 485 100
455 446 77
435 420 111
638 599 194
642 617 158
413 489 105
517 506 95
670 645 128
482 468 92
366 346 119
495 473 169
709 663 158
701 694 215
506 475 168
376 365 111
476 457 141
387 379 138
475 446 149
638 617 203
419 415 98
542 514 194
569 520 194
588 566 188
458 445 108
498 470 197
623 595 211
514 506 142
836 796 334
522 499 222
546 524 228
554 516 216
554 552 175
414 407 175
448 439 262
333 326 109

683
677
705
721
666
650
644
531
477
589
505
661
585
523
531
793
775
594
601
773
560
465
642
821
909
643
476
598
517
595
820
513
708
714
754
553
667
806
648
1130
721
752
732
727
582
701
435

- Precinct No. 1
- " No. 2
- " No. 3
- " No. 4
- " No. 5
- " No. 6
- " No. 7
- " No. 8
- " No. 9
- " No. 10
- " No. 11
- " No. 12
- " No. 13
- " No. 14
- " No. 15
- " No. 16
- " No. 17
- " No. 18
- " No. 19
- " No. 20
- " No. 21
- " No. 27
- " No. 28
- " No. 29
- " No. 30
- " No. 31
- " No. 37
- " No. 38
- " No. 39
- " No. 40
- " No. 41
- " No. 42
- " No. 43
- " No. 44
- " No. 45
- " No. 46
- " No. 47
- " No. 48
- " No. 49
- " No. 50
- " No. 51
- " No. 58
- " No. 59
- " No. 60
- " No. 61
- " No. 62
- " No. 63

TOTAL DISTRICT NO. 70
(Totaled in Section 6)

24,701 | |

24,703 | 23,968 | 6,905

30,873

DISTRICT 72 5944

5944 5709 2203

7912

DISTRICT 73 4683

4683 4542 1140

5682

TOTAL 35,328 | |

35,330 | 34,219 | 10,248

44,467

STATEMENT OF VOTES, GENERAL ELECTION, TUESDAY, NOVEMBER 3RD, 1964

NAMES OF TOWNSHIPS AND ELECTION DISTRICTS

COUNTY CLERK

COUNTY TREASURER

Edna Miller
Edgar D. Denison

Lynn Whalen
James E. Wade
Donald J. Piskor
Frank L. Anderson

DISTRICT NO. 70
CITY OF WARREN

Precinct No.	Edna Miller	Edgar D. Denison	TOTALS	Lynn Whalen	James E. Wade	Donald J. Piskor	Frank L. Anderson	TOTALS
No. 1	557 155		712	561				561
No. 2	596 97		693	598				598
No. 3	611 117		728	617				617
No. 4	649 116		765	616				616
No. 5	537 139		676	549				549
No. 6	549 105		654	553				553
No. 7	546 104		650	556				556
No. 8	442 102		544	465				465
No. 9	398 88		486	407				407
No. 10	502 94		596	510	1			511
No. 11	419 99		518	428				428
No. 12	517 163		680	511				511
No. 13	476 114		590	494				494
No. 14	447 91		538	449				449
No. 15	421 121		542	434				434
No. 16	613 205		818	627				627
No. 17	640 151		791	643				643
No. 18	492 116		608	504				504
No. 19	508 107		615	512				512
No. 20	656 126		782	653				653
No. 21	472 111		583	468				468
No. 27	341 129		470	358				358
No. 28	458 189		647	481				481
No. 29	663 169		832	682				682
No. 30	690 225		915	698				698
No. 31	477 170		647	494				494
No. 37	370 113		483	375				375
No. 38	454 153		607	467				467
No. 39	362 148		510	386				386
No. 40	452 150		602	464				464
No. 41	611 221		832	630				630
No. 42	403 111		514	419				419
No. 43	508 208		716	535				535
No. 44	522 203		725	533				533
No. 45	552 195		747	588				588
No. 46	435 119		554	455				455
No. 47	454 218		672	483				483
No. 48	590 225		815	609				609
No. 49	504 157		661	506				506
No. 50	793 344		1137	826				826
No. 51	490 227		717	517				517
No. 58	517 244		761	544				544
No. 59	513 225		738	542				542
No. 60	546 189		735	564				564
No. 61	424 179		603	419				419
No. 62	424 289		713	448				448
No. 63	321 124		445	323	1	1		325
TOTAL DISTRICT NO. 70	23,922	7,445	31,367	24,491	1	1	1	24,494
(Totaled in Section 6)								

DISTRICT 72 5542 2319

7921 5850

5850

DISTRICT 73 4506 1206

5712 4592

4592

TOTAL

33,970
11,030

45000

34933

34936

REGISTER OF DEEDS

DRAIN COMMISSIONER

AARON BURR
JANE H. STOCKING

THOMAS S. WELSH
LYNNE GREGORY
CHARLES L. WADE
RAY WEBER
R. L. SPIELES
JOHN PERRY
DOROTHY J. PISKOR
VICTOR SQUIGES

NAMES OF TOWNSHIPS AND ELECTION DISTRICTS

DISTRICT NO. 70
CITY OF WARREN

555 125	680	556					556
593 79	672	605					605
598 98	696	617	1				618
619 104	723	622					622
538 111	649	545					545
550 92	642	560					560
548 90	638	558					558
441 87	528	462					462
401 74	475	406					406
500 113	613	506					507
423 79	502	426					426
497 148	645	506					506
479 101	580	486					486
433 79	512	454					454
412 109	521	422					422
605 190	795	632					632
625 153	778	643					643
489 100	589	498					498
506 89	595	505					505
634 127	761	657					657
466 87	553	464					464
339 123	462	360					361
464 167	631	491					491
671 142	813	699					699
678 221	899	707					707
485 151	636	501					501
357 110	467	375					375
452 142	594	473					473
368 137	505	392					392
460 133	593	476					476
617 195	812	639					639
413 92	505	421					421
507 197	704	541					541
520 188	708	542					543
571 168	739	576					575
448 104	552	461					461
458 196	654	489					489
581 218	799	608					608
494 148	642	512					512
798 318	1116	830					830
497 215	712	530					530
529 203	732	547					548
518 214	732	545					546
541 179	720	556					556
395 177	572	421					421
423 263	686	453					454
318 102	420	324					326

Precinct No. 1	556
" No. 2	605
" No. 3	618
" No. 4	622
" No. 5	545
" No. 6	560
" No. 7	558
" No. 8	462
" No. 9	406
" No. 10	507
" No. 11	426
" No. 12	506
" No. 13	486
" No. 14	454
" No. 15	422
" No. 16	632
" No. 17	643
" No. 18	498
" No. 19	505
" No. 20	657
" No. 21	464
" No. 27	361
" No. 28	491
" No. 29	699
" No. 30	707
" No. 31	501
" No. 37	375
" No. 38	473
" No. 39	392
" No. 40	476
" No. 41	639
" No. 42	421
" No. 43	541
" No. 44	543
" No. 45	575
" No. 46	461
" No. 47	489
" No. 48	608
" No. 49	512
" No. 50	830
" No. 51	530
" No. 58	548
" No. 59	546
" No. 60	556
" No. 61	421
" No. 62	454
" No. 63	326

TOTAL DISTRICT NO. 70
(Totaled in Section 6)

	73814	30552					24607
	6738	24598	1	1	1	2	1
DISTRICT 72	5612 2198	7810 5872	2		1	1	5876
DISTRICT 73	4511 1087	5598 4622					4622
TOTAL	33937	53960	3	1	2	3	35105
	19023	35092				1	1

DON L. CHANSON

STATEMENT OF VOTES, GENERAL ELECTION, TUESDAY, NOVEMBER 3RD, 1964

NAMES OF
TOWNSHIPS AND
ELECTION DISTRICTS

CORONERS

COUNTY SURVEYOR

TOTALS

TOTALS

JOSEPH C. SOMA
Lester B. WADG
Donald Duck
Thomas Harynik
Donald J. Piskor

DISTRICT NO. 70
CITY OF WARREN

- Precinct No. 1
- " No. 2
- " No. 3
- " No. 4
- " No. 5
- " No. 6
- " No. 7
- " No. 8
- " No. 9
- " No. 10
- " No. 11
- " No. 12
- " No. 13
- " No. 14
- " No. 15
- " No. 16
- " No. 17
- " No. 18
- " No. 19
- " No. 20
- " No. 21
- " No. 27
- " No. 28
- " No. 29
- " No. 30
- " No. 31
- " No. 37
- " No. 38
- " No. 39
- " No. 40
- " No. 41
- " No. 42
- " No. 43
- " No. 44
- " No. 45
- " No. 46
- " No. 47
- " No. 48
- " No. 49
- " No. 50
- " No. 51
- " No. 58
- " No. 59
- " No. 60
- " No. 61
- " No. 62
- " No. 63

544		544
594		594
601		601
607		607
536		536
547		547
545		545
443		443
402		402
504	1	505
414		415
484	1	484
469		469
435		435
417		417
623		623
635		635
492		492
487		487
642		642
449		449
354		354
476		476
681		681
696		696
488		488
365		365
457		457
389		389
468		468
630		630
413		413
533		533
523		523
583		583
455		455
482		482
596		596
498		498
821		821
524	1	525
535		535
545		545
546		546
403		403
432	1	433
305		305

TOTAL DISTRICT NO. 70
(Totaled in Section 6)

24068		24072
1	1	1
1	1	1
1	1	1
1	1	1

DISTRICT 72

5787 2 5789

DISTRICT 73

4517 1 4518

TOTAL

34372 1 1 1 1 3 24379

STATEMENT OF VOTES, GENERAL ELECTION, TUESDAY, NOVEMBER 3RD, 1964

INSPECTOR OF MINES

TOTALS

TOTALS

NAMES OF TOWNSHIPS AND ELECTION DISTRICTS

**DISTRICT NO. 70
CITY OF WARREN**

- Precinct No. 1
- " No. 2
- " No. 3
- " No. 4
- " No. 5
- " No. 6
- " No. 7
- " No. 8
- " No. 9
- " No. 10
- " No. 11
- " No. 12
- " No. 13
- " No. 14
- " No. 15
- " No. 16
- " No. 17
- " No. 18
- " No. 19
- " No. 20
- " No. 21
- " No. 27
- " No. 28
- " No. 29
- " No. 30
- " No. 31
- " No. 37
- " No. 38
- " No. 39
- " No. 40
- " No. 41
- " No. 42
- " No. 43
- " No. 44
- " No. 45
- " No. 46
- " No. 47
- " No. 48
- " No. 49
- " No. 50
- " No. 51
- " No. 58
- " No. 59
- " No. 60
- " No. 61
- " No. 62
- " No. 63

**TOTAL DISTRICT NO. 70
(Totaled in Section 6)**

STATEMENT OF VOTES, GENERAL ELECTION, TUESDAY, NOVEMBER 3RD, 1964

NAMES OF
TOWNSHIPS AND
ELECTION DISTRICTS

TOTALS

TOTALS

DISTRICT NO. 70
CITY OF WARREN

- Precinct No. 1
- " No. 2
- " No. 3
- " No. 4
- " No. 5
- " No. 6
- " No. 7
- " No. 8
- " No. 9
- " No. 10
- " No. 11
- " No. 12
- " No. 13
- " No. 14
- " No. 15
- " No. 16
- " No. 17
- " No. 18
- " No. 19
- " No. 20
- " No. 21
- " No. 27
- " No. 28
- " No. 29
- " No. 30
- " No. 31
- " No. 37
- " No. 38
- " No. 39
- " No. 40
- " No. 41
- " No. 42
- " No. 43
- " No. 44
- " No. 45
- " No. 46
- " No. 47
- " No. 48
- " No. 49
- " No. 50
- " No. 51
- " No. 58
- " No. 59
- " No. 60
- " No. 61
- " No. 62
- " No. 63

TOTAL DISTRICT NO. 70
(Totaled in Section 6)

STATEMENT OF VOTES, GENERAL ELECTION, TUESDAY, NOVEMBER 3RD, 1964

MACOMB COUNTY COLLEGE TRUSTEES

HARVEY R. DEAN
 FRED NICHOLSON
 ALLEN F. RUSH
 MICHAEL DAVID SCHWARTZ
 KENNETH N. SANBORN
 RAYMOND PEDO

TOTALS

TOTALS

NAMES OF TOWNSHIPS AND ELECTION DISTRICTS

DISTRICT NO. 70
CITY OF WARREN

- Precinct No. 1
- " No. 2
- " No. 3
- " No. 4
- " No. 5
- " No. 6
- " No. 7
- " No. 8
- " No. 9
- " No. 10
- " No. 11
- " No. 12
- " No. 13
- " No. 14
- " No. 15
- " No. 16
- " No. 17
- " No. 18
- " No. 19
- " No. 20
- " No. 21
- " No. 27
- " No. 28
- " No. 29
- " No. 30
- " No. 31
- " No. 37
- " No. 38
- " No. 39
- " No. 40
- " No. 41
- " No. 42
- " No. 43
- " No. 44
- " No. 45
- " No. 46
- " No. 47
- " No. 48
- " No. 49
- " No. 50
- " No. 51
- " No. 58
- " No. 59
- " No. 60
- " No. 61
- " No. 62
- " No. 63

125	179	57	50	43	454
31	196	54	41	69	391
44	84	90	112	104	434
103	77	27	144	100	451
99	165	16	117	36	433
133	182	50	38	27	430
39	173	106	56	94	468
55	35	143	92	69	394
85	51	18	55	76	285
111	129	27	122	42	431
101	161	38	21	24	345
32	193	86	51	80	442
44	62	67	107	69	349
77	76	22	90	94	359
113	139	17	109	22	400
186	185	78	45	46	540
51	197	71	45	76	440
32	45	75	96	100	348
90	95	20	96	99	400
150	236	26	122	27	561
95	171	47	17	25	355
42	125	54	39	55	315
57	52	104	94	118	425
112	83	30	126	144	496
153	117	47	169	42	528
154	139	61	44	42	440
21	126	60	41	65	313
40	64	103	84	90	381
118	33	17	77	87	332
124	130	38	104	40	436
183	195	52	46	46	522
33	148	30	32	65	308
52	54	111	109	133	459
108	83	35	90	162	478
161	93	30	138	39	461
128	103	59	29	43	362
48	167	92	70	98	475
74	55	122	129	133	513
79	45	24	98	128	374
192	188	79	212	72	743
179	138	52	74	67	510
127	196	95	54	112	584
97	66	95	108	127	493
108	69	18	123	129	447
137	143	42	92	33	447
161	206	52	51	57	527
24	169	36	45	54	328

4508
 5818
 2673
 3913
 3503
 1
 20416

TOTAL DISTRICT NO. 70
(Totaled in Section 6)

DISTRICT 72 1176 1193 798 1112 1050 5329

DISTRICT 73 726 1040 499 691 620 3576

TOTAL
 5410
 8051
 3970
 5716
 5173
 1
 29321

STATEMENT OF VOTES, GENERAL ELECTION, TUESDAY, NOVEMBER 3RD, 1964

NAMES OF TOWNSHIPS AND ELECTION DISTRICTS

JUDGES OF THE COURT OF APPEALS 2 vs. DISTRICT

CIRCUIT JUDGE

16th

DONALD R. FREEMAN
THOMAS GILES KAVANAGH
LOUIS D. MCGREGOR
FRANCIS L. O'BRIEN
TIMOTHY C. QUINN
FARRELL E. ROBERTS

EDWARD J. GALLAGHER
FRANK E. JEANNETTE

TOTALS

TOTALS

DISTRICT NO. 70
CITY OF WARREN

- Precinct No. 1
- " No. 2
- " No. 3
- " No. 4
- " No. 5
- " No. 6
- " No. 7
- " No. 8
- " No. 9
- " No. 10
- " No. 11
- " No. 12
- " No. 13
- " No. 14
- " No. 15
- " No. 16
- " No. 17
- " No. 18
- " No. 19
- " No. 20
- " No. 21
- " No. 27
- " No. 28
- " No. 29
- " No. 30
- " No. 31
- " No. 37
- " No. 38
- " No. 39
- " No. 40
- " No. 41
- " No. 42
- " No. 43
- " No. 44
- " No. 45
- " No. 46
- " No. 47
- " No. 48
- " No. 49
- " No. 50
- " No. 51
- " No. 58
- " No. 59
- " No. 60
- " No. 61
- " No. 62
- " No. 63

165	336	170	151	80	86	988	390	132	522
69	272	169	244	64	58	876	374	90	464
75	153	184	269	161	74	916	416	105	521
46	136	71	278	181	156	868	474	123	598
173	147	85	127	166	162	860	407	96	503
182	296	86	155	67	182	968	355	154	509
201	329	192	170	102	87	1081	342	185	527
94	301	235	276	82	93	1081	225	196	421
65	89	149	188	113	51	655	179	153	332
87	147	88	283	176	202	983	325	147	473
143	109	59	99	126	165	701	262	117	379
173	277	85	140	90	160	925	377	135	512
147	243	140	102	68	64	764	320	101	421
69	240	155	217	71	70	822	336	96	432
72	153	204	249	162	71	911	359	99	458
103	211	126	345	228	264	1277	532	115	647
213	145	95	141	190	197	981	407	85	492
143	249	58	107	59	143	759	348	89	437
143	249	163	143	104	78	880	373	83	456
90	345	237	329	94	110	1205	486	168	654
56	102	150	204	137	52	701	318	97	415
72	164	99	231	137	130	833	301	74	375
192	188	130	151	192	183	1036	373	122	495
209	343	105	182	99	210	1148	435	195	630
228	353	235	211	117	120	1264	459	148	607
84	298	222	276	106	101	1087	443	93	536
62	136	178	213	128	56	773	293	78	371
79	169	111	270	159	173	961	331	121	452
141	150	104	135	160	139	829	273	76	349
190	299	117	182	108	180	1076	374	119	493
226	341	234	208	124	136	1269	432	151	583
63	204	133	175	56	53	684	258	107	365
104	197	235	279	179	109	1103	411	116	527
98	198	125	291	208	231	1151	350	194	544
203	223	134	190	233	217	1200	370	163	533
158	253	102	143	82	169	907	234	187	421
205	310	215	194	154	139	1217	352	193	545
116	361	253	314	148	152	1344	418	222	640
77	150	166	249	162	78	882	334	133	467
203	366	230	456	268	276	1799	594	208	802
230	259	178	236	232	213	1348	436	138	574
261	366	196	238	159	246	1466	429	198	627
223	346	246	168	134	119	1236	416	127	543
126	320	210	261	115	101	1133	359	158	517
124	169	196	221	183	96	989	379	101	480
165	252	179	279	200	207	1282	425	176	601
137	165	99	127	144	131	803	297	89	386

TOTAL DISTRICT NO. 70
(Totaled in Section 6)

6,485
11,109
7,333
10,097
6,508
6,490
48,022
17,381
6,253

23,636

(COURT OF APPEAL)
1. 1 = 2
pg 24 of 70

DISTRICT 72 1885 2849 2018 2703 2085 2022 13562 3932 2140

6072

DISTRICT 73 1085 2002 1421 1882 1114 1035 8539 2617 1433

4050

TOTAL

9,455
15,960
19,772
14,682
9,707
9,547
70,123
139,30
9,826

33,758

STATEMENT OF VOTES, GENERAL ELECTION, TUESDAY, NOVEMBER 3RD, 1964

FRANCIS A. CASTELLUCCI
JOSEPH V. TROMBLY

JUDGE OF PROBATE

DONALD J. PARENT
DONALD J. PISKOR

TOTALS

TOTALS

NAMES OF
TOWNSHIPS AND
ELECTION DISTRICTS

DISTRICT NO. 70
CITY OF WARREN

263 216	479	300	300
214 193	407	265	265
211 246	457	281	281
199 299	498	301	301
205 212	417	254	254
220 239	459	294	294
233 256	489	321	321
189 216	405	309	309
133 160	293	175	175
190 242	432	290	290
135 199	334	192	192
202 241	443	299	299
178 207	385	208	208
175 202	377	253	253
204 190	394	296	296
285 292	577	431	431
200 226	426	285	285
231 163	394	249	249
197 218	415	271	271
273 303	576	364	364
172 187	359	213	213
174 173	347	230	230
252 205	457	314	314
291 255	546	380	380
307 248	555	369	369
222 243	465	335	335
181 163	344	243	243
204 205	409	298	298
165 150	315	248	248
219 227	446	322	322
294 244	538	405	405
192 140	332	200	200
297 206	503	340	340
283 243	526	374	374
338 198	536	367	367
190 198	388	288	288
291 219	510	372	372
315 288	603	399	399
259 188	447	294	294
428 325	753	526	526
299 242	541	397	397
235 351	586	446	446
251 247	498	376	376
205 278	483	345	345
213 243	456	304	304
223 338	561	408	408
178 193	371	267	267
108.15	215.32	146.78	146.79
107.17			

- Precinct No. 1
- " No. 2
- " No. 3
- " No. 4
- " No. 5
- " No. 6
- " No. 7
- " No. 8
- " No. 9
- " No. 10
- " No. 11
- " No. 12
- " No. 13
- " No. 14
- " No. 15
- " No. 16
- " No. 17
- " No. 18
- " No. 19
- " No. 20
- " No. 21
- " No. 27
- " No. 28
- " No. 29
- " No. 30
- " No. 31
- " No. 37
- " No. 38
- " No. 39
- " No. 40
- " No. 41
- " No. 42
- " No. 43
- " No. 44
- " No. 45
- " No. 46
- " No. 47
- " No. 48
- " No. 49
- " No. 50
- " No. 51
- " No. 58
- " No. 59
- " No. 60
- " No. 61
- " No. 62
- " No. 63

TOTAL DISTRICT NO. 70
(Totalled in Section 6)

DISTRICT 72 3020 2718 5738 4128 4128

DISTRICT 73 1860 1937 3797 2618 2618

TOTAL 15695 15372 31067 21424 21425

STATEMENT OF VOTES, GENERAL ELECTION, TUESDAY, NOVEMBER 3RD, 1964

REFERENDUM ON ACT 240 PA 1964
(MASSACHUSETTS BALLOT)NAMES OF
TOWNSHIPS AND
ELECTION DISTRICTSShall Act 240 of the PA 1964 be
approved? This act eliminates a straight
party ticket and requires a separate vote
for each candidate voted for and which
provides that in general elections, can-
didates' names shall be grouped under
office titles (Massachusetts type ballot)
rather than under party headings (pre-
sent system).

		YES	NO	YES	NO	YES	NO
DISTRICT NO. 70							
CITY OF WARREN							
Precinct No.							
"	No. 1	137	427				
"	No. 2	125	427				
"	No. 3	114	346				
"	No. 4	108	403				
"	No. 5	105	403				
"	No. 6	123	409				
"	No. 7	135	404				
"	No. 8	60	314				
"	No. 9	69	301				
"	No. 10	105	335				
"	No. 11	103	279				
"	No. 12	129	378				
"	No. 13	73	314				
"	No. 14	115	355				
"	No. 15	118	321				
"	No. 16	189	380				
"	No. 17	97	358				
"	No. 18	102	310				
"	No. 19	87	293				
"	No. 20	146	509				
"	No. 21	90	260				
"	No. 27	142	295				
"	No. 28	210	387				
"	No. 29	185	475				
"	No. 30	159	447				
"	No. 31	127	324				
"	No. 37	107	243				
"	No. 38	120	307				
"	No. 39	119	225				
"	No. 40	138	355				
"	No. 41	145	399				
"	No. 42	73	260				
"	No. 43	166	349				
"	No. 44	159	304				
"	No. 45	174	369				
"	No. 46	104	230				
"	No. 47	195	302				
"	No. 48	188	389				
"	No. 49	118	307				
"	No. 50	241	557				
"	No. 51	174	333				
"	No. 58	211	369				
"	No. 59	190	346				
"	No. 60	156	357				
"	No. 61	184	216				
"	No. 62	256	314				
"	No. 63	142	185				
TOTAL DISTRICT NO. 70		6,513	16,170				
(Totaled in Section 6)							
DISTRICT	72	1993	3832				
DISTRICT	73	1000	2831				
TOTAL		9506	22833				

TOTALS

TOTALS

NAMES OF
TOWNSHIPS AND
ELECTION DISTRICTS

DISTRICT NO. 70
CITY OF WARREN

Precinct No. 1

" No. 2

" No. 3

" No. 4

" No. 5

" No. 6

" No. 7

" No. 8

" No. 9

" No. 10

" No. 11

" No. 12

" No. 13

" No. 14

" No. 15

" No. 16

" No. 17

" No. 18

" No. 19

" No. 20

" No. 21

" No. 27

" No. 28

" No. 29

" No. 30

" No. 31

" No. 37

" No. 38

" No. 39

" No. 40

" No. 41

" No. 42

" No. 43

" No. 44

" No. 45

" No. 46

" No. 47

" No. 48

" No. 49

" No. 50

" No. 51

" No. 58

" No. 59

" No. 60

" No. 61

" No. 62

" No. 63

TOTAL DISTRICT NO. 70
(Totaled in Section 6)

JUDGES OF THE COURT OF APPEALS *2nd* DISTRICT

NAMES OF TOWNSHIPS AND ELECTION DISTRICTS

HOWARD CARROLL

CHARLES L. WARD

TOTALS

DISTRICT NO. 70
CITY OF WARREN

Precinct No. 1

" No. 2

" No. 3

" No. 4

" No. 5

" No. 6

" No. 7

" No. 8

" No. 9

" No. 10

" No. 11

" No. 12

" No. 13

" No. 14

" No. 15

" No. 16

" No. 17

" No. 18

" No. 19

" No. 20

" No. 21

" No. 27

" No. 28

" No. 29

" No. 30

" No. 31

" No. 37

" No. 38

" No. 39

" No. 40

" No. 41

" No. 42

" No. 43

" No. 44

" No. 45

" No. 46

" No. 47

" No. 48

" No. 49

" No. 50

" No. 51

" No. 58

" No. 59

" No. 60

" No. 61

" No. 62

" No. 63

TOTAL DISTRICT NO. 70
(Totaled in Section 6)

1 1

2

NAMES OF
TOWNSHIPS AND
ELECTION DISTRICTS

YES	NO	YES	NO	YES	NO
-----	----	-----	----	-----	----

DISTRICT NO. 70
CITY OF WARREN

- Precinct No. 1
- " No. 2
- " No. 3
- " No. 4
- " No. 5
- " No. 6
- " No. 7
- " No. 8
- " No. 9
- " No. 10
- " No. 11
- " No. 12
- " No. 13
- " No. 14
- " No. 15
- " No. 16
- " No. 17
- " No. 18
- " No. 19
- " No. 20
- " No. 21
- " No. 27
- " No. 28
- " No. 29
- " No. 30
- " No. 31
- " No. 37
- " No. 38
- " No. 39
- " No. 40
- " No. 41
- " No. 42
- " No. 43
- " No. 44
- " No. 45
- " No. 46
- " No. 47
- " No. 48
- " No. 49
- " No. 50
- " No. 51
- " No. 58
- " No. 59
- " No. 60
- " No. 61
- " No. 62
- " No. 63

TOTAL DISTRICT NO. 70
(Totaled in Section 6)

CANVASS OF VOTES CAST

— AT THE —

GENERAL ELECTION

— HELD ON —

Tuesday, the 3rd day of November, A. D. 1964

AND CANVASSED BY THE BOARD OF COUNTY CANVASSERS

of _____ County, Michigan

THE "KAZOO" CANVASS BOOK AND LOOSE LEAF
ELECTION RECORD, COMBINED

By the use of this Canvass Book much time and labor is saved. It completely covers the canvass of the Election Returns by the Board of County Canvassers, and when signed by the members of said Board and County Clerk makes a perfect Election Record.

MANUFACTURED BY

DOUBLEDAY BROS. & CO.

ELECTION SUPPLY MANUFACTURERS
STATIONERS AND PRINTERS

1919 East Kilgore Road

• KALAMAZOO, MICHIGAN

STATEMENT OF VOTES, GENERAL ELECTION, TUESDAY, NOVEMBER 3RD, 1964

PRESIDENT AND VICE-PRESIDENT OF THE UNITED STATES

NAMES OF TOWNSHIPS AND ELECTION DISTRICTS	LYNDON B. JOHNSON and HUBERT H. HUMPHREY	BARRY GOLDWATER and WILLIAM E. MILLER	CLIFTON DEBERRY and EDWARD SHAW	ERIC HASS and HENNING BLOMEN	RICHARD MILLS HENRY CABOT LODGE A. STEVENSON HUMPHREY	TOTALS
DISTRICT NO. 71						
Armada	943	587	330	0	0	917
Bruce—1st Precinct	992	562	414	1	2	979
2nd "	392	208	178	1	0	387
Macomb—1st Precinct	915	622	276	0	0	898
2nd "	939	659	257	1	2	919
Ray	836	500	315	1	1	817
Shelby—1st Precinct	877	610	239	3	1	853
2nd "	1107	812	254	1	7	1079
3rd "	959	709	224	2	0	935
4th "	586	417	144	1	0	567
5th "	968	664	281	0	6	951
6th "	663	489	160	1	0	650
7th "	1002	641	339	1	2	985
8th "	1182	756	404	3	1	1164
Sterling—1st Precinct	1092	688	378	1	1	1068
2nd "	876	626	217	4	2	849
3rd "	799	606	177	3	1	787
4th "	1243	866	352	2	1	1221
5th "	582	448	120	1	1	570
6th "	691	453	223	1	3	680
7th "	637	482	141	0	1	624
8th "	995	746	242	0	1	989
9th "	971	729	230	1	0	961
10th "	645	518	120	0	0	638
Washington—1st Precinct	1169	622	509	3	1	1135
2nd "	810	512	272	2	0	786
CITY OF UTICA—1st Precinct	627	401	209	0	1	611
2nd "	471	307	155	0	0	462
Clinton—1st Precinct	613	412	181	0	0	593
2nd "	551	343	191	0	0	534
4th "	539	377	157	0	0	528
6th "	317	210	94	0	0	304
7th "	784	533	243	0	0	776
8th "	604	398	189	1	2	590
9th "	668	461	195	0	0	656
10th "	589	355	221	1	0	577
11th "	633	448	180	0	0	628
12th "	732	503	214	0	0	717
14th "	537	406	137	0	1	544
15th "	716	493	202	0	2	697
16th "	657	363	278	1	0	642
17th "	518	328	176	0	0	504
Counting Board	346	240	105	0	0	345

TOTAL DISTRICT NO. 71	3278	2210	997	31	40	2	1	3217
(Totaled in Section 6)								
ARMADA	943	587	330	0	0			917
BRUCE	1384	770	592	2	2			1366
MACOMB	1854	1281	533	1	2			1817
RAY	836	500	315	1	1			817
SHELBY	7344	5098	2035	12	17	2		7184
STERLING	8531	6162	2200	13	11		1	8387
WASHINGTON	1979	1134	781	5	1			1921
UTICA	1098	708	364	0	1			1073
CLINTON	8824	5970	2757	3	5			8635

<i>Total for Clinton</i>								
District	71	5870	2757	3	5			8635
District	72	1532	278	0	0			1810
		7402	3035	3	5			10445

GOVERNOR AND LIEUTENANT GOVERNOR

	NEIL STAEBLER and ROBERT A. DERENGOSKI	GEORGE ROMNEY and WILLIAM G. MILLIKEN	FRANK LOVELL and HARRIET TALAN	JAMES C. HORVATH and W. CLIFFORD BENTLEY	ALBERT B. CLEAGE, JR. and JAMES JACKSON	GEORGE HIGGINS RICHARD DURANT	TOTALS	NAMES OF TOWNSHIPS AND ELECTION DISTRICTS
	285	622	1	0	0		908	DISTRICT NO. 71
	262	700	3	0	0		965	Armada
	111	276	0	0	0		387	Bruce—1st Precinct
	406	467	1	0	0		874	2nd "
	391	507	7	0	0		905	Macomb—1st Precinct
	311	488	3	0	1		803	2nd "
	371	464	2	1	1		839	Ray
	503	552	2	6	0		1063	Shelby—1st Precinct
	450	478	2	0	3		933	2nd "
	266	294	3	0	1		564	3rd "
	424	520	3	4	0		951	4th "
	305	331	1	1	1		639	5th "
	381	590	4	5	0		980	6th "
	413	736	4	0	0	1	1154	7th "
	309	755	2	2	0		1068	8th "
	426	408	3	4	2	2	845	Sterling—1st Precinct
	426	348	2	1	0		777	2nd "
	557	644	4	1	0		1206	3rd "
	254	310	2	1	0		567	4th "
	227	444	1	2	0		674	5th "
	275	350	3	0	0		628	6th "
	455	519	3	0	0		977	7th "
	449	505	1	0	0		955	8th "
	302	337	2	0	0		641	9th "
	314	805	3	1	1		1124	10th "
	284	502	2	0	0		788	Washington—1st Precinct
	197	412	0	1	0		610	2nd "
	142	311	1	1	0		453	CITY OF UTICA—1st Precinct
	227	361	0	0	0		588	2nd "
	201	336	0	0	0		537	Clinton—1st Precinct
	214	307	0	0	0		521	2nd "
	105	205	0	0	0		310	4th "
	311	458	0	0	1		770	6th "
	230	356	0	2	0		588	7th "
	247	401	0	0	1		649	8th "
	170	400	1	0	0		571	9th "
	237	384	1	0	0		622	10th "
	289	421	0	0	2		712	11th "
	234	306	0	1	0		541	12th "
	267	428	0	1	0		696	14th "
	201	440	3	0	1		645	15th "
	166	338	0	1	0		505	16th "
	127	212	0	0	0		339	17th "
	1222	1908	10	36	15	1 2	31874	Country Board
ARMADA	285	622	1	0	0		908	TOTAL DISTRICT NO. 71
BRUCE	373	976	3	0	0		1352	(Totaled in Section 6)
MACOMB	797	974	8	0	0		1779	
RAY	311	444	3	0	1		803	
SHELBY	3113	3965	21	17	6	1	7123	
STERLING	3680	4620	23	11	2		8338	
WASHINGTON	598	1307	5	1	1		1912	
UTICA	339	723	1	2	0		1065	
CLINTON	3226	5353	5	5	5		8594	
District 71	3226	5353	5	5	5		8594	
District 72	1141	637	0	2	8		1788	
	4367	5990	5	5	13		10382	

ARMADA
BRUCE
MACOMB
RAY
SHELBY
STERLING
WASHINGTON
UTICA
CLINTON

Total for Clinton

District 71

District 72

STATEMENT OF VOTES, GENERAL ELECTION, TUESDAY, NOVEMBER 3RD, 1964

NAMES OF TOWNSHIPS AND ELECTION DISTRICTS	SECRETARY OF STATE					TOTALS	ATTORNEY GENERAL					TOTALS
	JAMES M. HARE	ALLISON GREEN	JAN GARRETT	RALPH W. MUNCY	LOY A. COHEN		FRANK J. KELLEY	MEYER WARSHAWSKY	ROBERT FINK	WILLIAM WALBRIDGE	ALLEN BIBB	
DISTRICT NO. 71												
Armada	500	385	0	0	0	865	460	406	0	0	0	866
Bruce—1st Precinct	494	449	0	0	0	943	421	493	4	0	1	919
2nd "	191	195	0	0	0	386	169	211	0	0	0	380
Macomb—1st Precinct	563	287	1	0	1	852	549	292	0	1	1	843
2nd "	618	265	0	1	0	884	558	296	1	0	0	853
Ray	460	306	1	0	1	768	431	328	1	0	2	762
Shelby—1st Precinct	534	279	0	1	1	815	494	303	2	1	0	800
2nd "	738	293	3	6	2	1042	686	330	2	6	0	1024
3rd "	664	245	2	0	0	916	614	279	1	0	0	894
4th "	392	150	1	0	0	543	366	163	2	1	0	532
5th "	618	307	1	4	0	930	569	331	1	4	0	905
6th "	454	158	2	0	4	618	423	171	1	1	2	598
7th "	591	372	1	2	0	966	546	412	1	2	0	961
8th "	704	422	2	0	0	1128	630	467	1	0	0	1098
Sterling—1st Precinct	625	392	1	1	0	1019	540	445	2	2	0	989
2nd "	583	212	2	4	1	802	543	248	2	4	0	797
3rd "	589	171	1	0	0	761	557	182	1	2	0	742
4th "	816	356	2	1	0	1175	755	396	3	1	2	1157
5th "	422	131	1	0	1	555	389	154	1	1	0	545
6th "	412	240	1	2	0	655	354	278	1	3	0	636
7th "	485	128	0	0	0	613	427	176	0	0	0	603
8th "	712	247	1	2	0	962	664	281	0	0	1	946
9th "	705	231	1	0	0	937	644	276	1	0	0	921
10th "	496	134	0	0	0	630	461	159	0	0	0	620
Washington—1st Precinct	503	583	3	1	0	1090	468	606	3	1	0	1078
2nd "	454	306	3	0	0	763	430	324	2	0	0	756
CITY OF UTICA—1st Precinct	367	219	0	1	0	587	330	234	0	1	0	565
2nd "	265	166	1	0	1	433	222	203	1	0	0	426
Clinton—1st Precinct	376	198	0	2	0	576	337	219	0	0	0	556
2nd "	318	206	0	0	0	524	286	233	0	0	0	519
4th "	334	167	1	0	0	502	307	184	1	0	0	492
6th "	190	110	0	0	0	300	169	126	0	0	0	295
7th "	523	254	1	0	2	760	425	277	0	0	2	754
8th "	365	202	0	3	0	570	338	220	0	3	0	561
9th "	430	212	1	0	0	643	393	240	0	0	0	633
10th "	307	258	2	0	0	567	270	277	2	0	0	549
11th "	425	190	0	0	0	615	390	221	0	0	0	611
12th "	456	247	1	0	2	706	408	279	0	0	2	689
14th "	374	163	0	0	0	537	341	188	0	0	0	529
15th "	448	237	0	1	0	686	412	268	0	1	0	681
16th "	335	294	0	0	1	630	306	319	0	0	1	626
17th "	298	193	0	1	0	492	277	211	0	1	0	489
County Board	225	115	0	0	0	340	207	123	0	0	0	330
TOTAL DISTRICT NO. 71 (Totalled in Section 6)	20844	10676	37	33	17	31106	19614	11829	37	36	14	30530

ARMADA	500	385	0	0	0	865	460	406	0	0	0	866
BRUCE	685	644	0	0	0	1329	590	704	4	0	1	1299
MACOMB	1181	552	1	1	1	1736	1105	588	1	1	1	1696
RAY	460	306	1	0	1	768	431	328	1	0	2	762
SHELBY	4700	2226	12	13	7	6958	4328	2458	11	17	2	6812
STERLING	5845	2242	10	10	2	8109	5334	2525	11	13	3	7956
WASHINGTON	957	889	6	1		1853	698	930	5	1	0	1834
UTICA	632	365	1	1	1	1020	552	437	1	1	0	991
CLINTON	5384	3046	6	7	5	8448	4916	3385	3	5	5	8314

Total Clinton

District	71	5384	3046	6	7	5	8448	4916	3385	3	5	5	8314
District	72	1459	287	0	1	4	1751	1394	318	1	2	8	1723
		6843	3333	6	8	9	10199	6310	3703	4	7	13	10037

STATEMENT OF VOTES, GENERAL ELECTION, TUESDAY, NOVEMBER 3RD, 1964

UNITED STATES SENATOR

REPRESENTATIVE IN CONGRESS 12 DISTRICT

PHILIP A. HART	ELLY M. PETERSON	EVELYN SELL	JAMES SIM	ERNEST C. SMITH	TOTALS	JAMES G. O'HARA	ROBERT G. POWELL	TOTALS
571	384	0	0	0	895	526	352	878
530	413	2	0	0	945	506	422	928
205	180	0	0	0	385	199	180	379
577	279	0	0	0	856	599	259	858
629	253	0	1	2	885	624	248	872
474	293	1	0	1	769	482	289	771
552	265	1	2	2	822	573	237	810
766	272	2	6	1	1047	782	246	1028
688	226	1	1	0	916	704	205	909
425	123	0	0	1	549	425	124	549
640	281	1	4	1	927	647	268	915
456	157	2	1	1	617	467	144	611
635	333	2	2	0	972	612	350	962
746	391	1	0	0	1128	730	387	1117
643	378	0	2	2	1025	685	328	1013
593	207	1	5	2	808	607	191	798
591	171	0	1	0	763	587	161	748
849	325	3	1	0	1178	836	338	1174
431	133	1	0	1	566	437	115	552
433	224	1	3	0	661	449	204	653
490	129	0	1	0	620	493	122	615
726	235	1	0	1	963	717	232	944
715	234	0	1	0	950	713	216	929
511	118	0	0	0	629	524	103	627
532	566	3	1	0	1102	535	532	1087
469	296	2	0	0	767	482	281	763
387	204	0	1	0	592	412	174	586
273	165	0	1	1	440	304	137	441
366	207	0	0	0	573	392	177	569
339	197	0	0	0	536	345	181	526
344	154	0	0	0	503	358	139	497
212	94	0	0	0	306	209	93	302
531	225	0	0	2	758	535	222	757
382	195	0	3	0	580	366	185	571
460	184	1	0	0	645	466	176	642
328	242	1	0	0	571	337	219	556
452	166	0	0	1	619	452	157	609
480	216	0	0	2	698	489	208	697
400	140	0	0	0	540	406	133	539
488	199	0	1	0	688	498	188	686
367	270	1	0	1	639	366	268	634
318	180	0	0	0	498	325	166	491
234	107	0	0	0	341	226	109	335
21183	10001	26	39	27	31272	21447	9486	30933

NAMES OF TOWNSHIPS AND ELECTION DISTRICTS

DISTRICT NO. 71

Armada
 Bruce—1st Precinct
 2nd "
 Macomb—1st Precinct
 2nd "
 Ray
 Shelby—1st Precinct
 2nd "
 3rd "
 4th "
 5th "
 6th "
 7th "
 8th "
 Sterling—1st Precinct
 2nd "
 3rd "
 4th "
 5th "
 6th "
 7th "
 8th "
 9th "
 10th "
 Washington—1st Precinct
 2nd "
CITY OF UTICA—1st Precinct
 2nd "
Clinton—1st Precinct
 2nd "
 4th "
 6th "
 7th "
 8th "
 9th "
 10th "
 11th "
 12th "
 14th "
 15th "
 16th "
 17th "
County Board

TOTAL DISTRICT NO. 71
(Totaled in Section 6)

ARMADA	571	384	0	0	0	895	526	352	878
BRUCE	735	593	2	0	0	1330	705	602	1307
MACOMB	1206	532	0	1	2	1741	1223	507	1730
RAY	474	293	1	0	1	769	482	289	771
SHELBY	4908	2038	10	16	6	6978	4940	1961	6901
STERLING	5982	2154	7	14	6	8163	6048	2010	8058
WASHINGTON	1001	862	5	1	0	1869	1017	833	1850
UTICA	660	369	0	2	1	1032	716	311	1027
CLINTON	5706	2776	3	4	6	8495	5790	2621	8411

Total for Clinton

District 71	5706	2776	3	4	6	8495	5790	2621	8411
District 72	1466	293	1	3	5	1768	1468	262	1730
	7172	3069	4	7	11	10263	7258	2883	10141

STATEMENT OF VOTES, GENERAL ELECTION, TUESDAY, NOVEMBER 3RD, 1964

STATE SENATOR 37 DISTRICT Representative in State Legislature 71 District

NAMES OF TOWNSHIPS AND ELECTION DISTRICTS

WILLIAM ROMANO
HOMER W. HAZELTON

BRUCE L. MONKS
ROBERT H. CAMPBELL

TOTALS

TOTALS

DISTRICT NO. 71

Armada

Bruce—1st Precinct

2nd "

Macomb—1st Precinct

2nd "

Ray

Shelby—1st Precinct

2nd "

3rd "

4th "

5th "

6th "

7th "

8th "

Sterling—1st Precinct

2nd "

3rd "

4th "

5th "

6th "

7th "

8th "

9th "

10th "

Washington—1st Precinct

2nd "

CITY OF UTICA—1st Precinct

2nd "

Clinton—1st Precinct

2nd "

4th "

6th "

7th "

8th "

9th "

10th "

11th "

12th "

14th "

15th "

16th "

17th "

County Board

TOTAL DISTRICT NO. 71
(Totaled in Section 6)

Armada

Bruce

Macomb

Ray

Shelby

Sterling

Washington

Utica

Clinton

Total for Clinton

District 71

District 72

1888
1112

30060
14630
11463

30023

424 438

577 705

1099 578

412 330

1384 2339

3353 2333

854 950

565 414

5020 3085

5020 3085

1395 297

6415 3382

862 423 419

1282 560 710

1677 1084 588

742 400 340

6726 4221 2498

7886 5256 2542

1804 814 476

979 531 431

8105 5291 2959

8105 5291 2959

1692

9797 5291 2959

842

1270

1672

740

6699

8250

1790

962

8250

8250

1754

COHEN/AFPE
MAT. Now

1457 297

MEMBER STATE BOARD OF EDUCATION
TWO YEAR TERM

LEON FILL	DONALD M. D. THURBER	KARLA PARKER	ELLEN M. SOLOMONSON	HENRY L. HILL	MARGARET WILLIS	TOTALS	NAMES OF TOWNSHIPS AND ELECTION DISTRICTS
417	448	419	402	1	0	1687	DISTRICT NO. 71
388	426	445	475	0	0	1774	Armada
168	182	204	197	0	0	751	Bruce—1st Precinct
502	527	310	291	0	1	1631	2nd "
532	553	296	280	0	0	1661	Macomb—1st Precinct
389	409	338	334	4	1	1475	2nd "
492	521	281	268	0	1	1563	Ray
663	715	315	296	2	1	1992	Shelby—1st Precinct
609	645	244	228	0	0	1731	2nd "
360	368	158	151	0	0	1037	3rd "
556	588	311	292	0	0	1747	4th "
410	429	174	165	0	0	1178	5th "
528	562	393	385	0	0	1868	6th "
599	652	457	438	0	0	2146	7th "
532	585	406	389	1	1	1914	8th "
531	557	214	208	4	0	1514	Sterling—1st Precinct
573	550	181	173	0	0	1417	2nd "
736	773	361	357	0	0	2247	3rd "
369	397	155	138	0	0	1059	4th "
354	377	257	245	1	0	1234	5th "
419	448	156	148	0	0	1171	6th "
657	691	271	250	0	0	1869	7th "
633	674	253	244	1	0	1805	8th "
462	481	139	123	0	0	1195	9th "
428	453	612	606	0	0	2099	10th "
407	427	322	316	0	0	1472	Washington—1st Precinct
309	347	234	218	0	0	1108	2nd "
213	257	172	164	1	0	808	CITY OF UTICA—1st Precinct
308	325	226	208	0	0	1067	2nd "
280	296	213	207	1	0	997	Clinton—1st Precinct
290	313	158	155	0	0	916	2nd "
169	187	110	114	0	0	580	4th "
476	491	254	252	1	1	1475	6th "
317	352	216	203	0	0	1088	7th "
364	392	165	213	3	1	1138	8th "
260	285	260	255	0	0	1060	9th "
387	412	212	185	2	0	1198	10th "
404	440	249	234	2	2	1331	11th "
347	363	160	154	0	0	1024	12th "
404	447	236	224	0	0	1331	14th "
299	319	307	299	1	1	1226	15th "
257	281	202	188	0	0	928	16th "
176	188	128	127	0	0	619	17th "

17924 19127 11229 10799 25 10

Armada
Bruce
Macomb
Ray
Shelby
Sterling
Washington
Utica
Clinton

417	448	419	402	1	0	1687	
556	608	649	672	0	0	2525	
1034	1080	606	571	0	1	3292	
389	409	338	334	4	1	1475	
427	448	233	223	2	2	1326	
519	553	324	327	7	1	1542	
835	840	934	922	0	0	3571	
522	598	406	382	1	0	1909	
475	510	309	308	10	5	1598	

Counting Board

TOTAL DISTRICT NO. 71
(Totaled in Section 6)

Total for Clinton
District 71 4758 5101 3096 3018 10 5
72 1353 1396 311 292 9 8
6111 6497 3407 3310 19 13

15988
3369
19357

STATEMENT OF VOTES, GENERAL ELECTION, TUESDAY, NOVEMBER 3RD, 1964

MEMBER STATE BOARD OF EDUCATION
FOUR YEAR TERM

NAMES OF TOWNSHIPS AND ELECTION DISTRICTS	MARILYN JEAN KELLY	CARMEN L. DELLIQUADRI	JOYCE HATTON	BOURKE LODIEWYK	HELEN KELLY	CLARA MARAVIN	TOTALS
DISTRICT NO. 71							
Armada	448	402	420	416	0	0	1686
Bruce—1st Precinct	406	367	502	493	2	1	1771
2nd "	170	166	206	205	0	0	747
Macomb—1st Precinct	527	501	303	306	1	1	1639
2nd "	540	519	301	299	0	0	1639
Ray	418	385	338	335	2	1	1479
Shelby—1st Precinct	479	495	311	278	1	1	1565
2nd "	638	665	357	318	2	2	1982
3rd "	585	624	278	236	0	0	1723
4th "	325	356	189	163	1	1	1035
5th "	544	557	340	308	1	0	1750
6th "	404	397	101	175	1	0	1078
7th "	539	521	404	395	0	0	1859
8th "	621	583	478	458	0	0	2140
Sterling—1st Precinct	472	525	505	403	3	1	1909
2nd "	501	532	250	221	2	0	1506
3rd "	522	511	198	182	0	0	1413
4th "	725	723	390	391	1	0	2230
5th "	358	364	171	157	0	1	1051
6th "	326	347	298	257	0	1	1229
7th "	389	416	199	163	0	0	1167
8th "	663	653	283	258	0	0	1857
9th "	626	635	261	252	2	0	1776
10th "	415	457	188	143	0	0	1203
Washington—1st Precinct	428	427	630	626	0	0	2111
2nd "	421	393	325	326	0	0	1465
CITY OF UTICA—1st Precinct	287	316	274	232	0	0	1109
2nd "	193	222	210	184	0	0	809
Clinton—1st Precinct	319	303	223	224	0	0	1069
2nd "	284	280	220	221	1	1	1007
4th "	303	283	157	166	0	0	909
6th "	176	163	115	119	1	0	574
7th "	488	476	253	253	1	1	1476
8th "	330	315	225	215	0	0	1085
9th "	387	362	219	224	0	0	1192
10th "	274	255	271	260	0	0	1060
11th "	398	386	209	202	1	1	1197
12th "	419	401	250	247	2	2	1321
14th "	350	336	164	171	1	1	1023
15th "	432	420	236	237	0	0	1325
16th "	299	311	311	302	1	1	1225
17th "	280	253	201	200	0	0	934
Counting Board	182	176	120	119	0	0	597

TOTAL DISTRICT NO. 71
(Totaled in Section 6)

17891 17719 11846 11342 27 17 58942

Armada	448	402	420	416	0	0	1686
Bruce	576	533	708	698	2	1	2578
Macomb	1067	1020	604	605	1	1	3298
Ray	418	385	338	335	2	1	1479
Shelby	4135	4198	2458	2331	6	4	13132
Sterling	4997	5163	2743	2427	8	3	15341
Washington	8498	8209	5595	5200	0	0	3576
Utica	480	538	484	416	0	0	2574
Clinton	4921	4720	3176	3162	8	7	15994

Total for Clinton

District 71	4921	4720	3176	3162	8	7	15994
District 72	1380	1356	318	306	9	8	3377
	6301	6076	3494	3468	17	15	19371

MEMBERS STATE BOARD OF EDUCATION
SIX YEAR TERM

THOMAS J. BRENNAN	PETER OPPEWALL	ROBERT P. BRIGGS	JOHN C. KREGER	MATTIE R. MAYS	CONSTANCE DIANE MOLETTE	TOTALS	NAMES OF TOWNSHIPS AND ELECTION DISTRICTS
435	401	434	396	0	1	1567	DISTRICT NO. 71
394	373	510	486	0	0	1763	Armada
175	164	208	206	0	0	753	Bruce—1st Precinct
515	496	311	320	0	0	1642	2nd "
543	574	313	295	0	0	1665	Macomb—1st Precinct
408	384	342	340	2	1	1477	2nd "
515	485	287	274	0	2	1563	Ray
698	659	316	314	1	1	1989	Shelby—1st Precinct
630	619	249	227	0	0	1725	2nd "
381	355	164	142	0	0	1042	3rd "
574	532	322	302	0	0	1750	4th "
420	394	187	170	0	0	1171	5th "
548	522	416	379	0	0	1865	6th "
628	593	478	444	0	0	2143	7th "
569	530	431	388	0	0	2018	8th "
554	522	225	218	0	1	1521	Sterling—1st Precinct
542	512	178	186	0	1	1419	2nd "
753	709	393	373	0	0	2228	3rd "
383	351	165	145	0	0	1044	4th "
372	339	273	249	0	0	1233	5th "
442	417	164	153	0	0	1176	6th "
676	648	273	261	0	0	1860	7th "
654	623	252	247	1	0	1777	8th "
476	446	144	132	0	0	1200	9th "
439	424	627	606	0	0	2095	10th "
411	396	337	324	0	0	1468	Washington—1st Precinct
331	310	246	229	0	0	1116	2nd "
243	223	183	169	0	0	818	CITY OF UTICA—1st Precinct
317	298	231	225	0	0	1071	2nd "
299	279	225	211	0	0	1014	Clinton—1st Precinct
308	282	173	149	0	0	912	2nd "
180	155	121	111	1	1	569	4th "
493	467	262	252	1	1	1476	6th "
342	313	223	215	0	0	1093	7th "
387	370	232	212	0	1	1202	8th "
280	262	262	265	0	0	1069	9th "
406	386	213	192	0	0	1197	10th "
413	406	257	242	2	2	1322	11th "
351	332	171	163	1	1	1019	12th "
438	430	237	227	0	0	1332	14th "
316	293	319	298	1	1	1228	15th "
283	255	210	195	0	0	943	16th "
186	165	134	126	0	0	611	17th "
							County Board
1872	1764	1169	1105	10	14	59146	TOTAL DISTRICT NO. 71
							(Totaled in Section 6)

Armada	435	401	434	396	0	1	1667
Bruce	569	537	718	692	0	0	2516
Macomb	1058	1010	624	615	0	0	3307
Ray	408	384	342	340	2	1	1477
Shelby	4394	4179	2419	2252	1	3	13248
Sterling	5425	5097	2498	2352	1	2	15375
Washington	850	820	964	930	0	0	3564
Utica	574	533	429	398	0	0	1934
Clinton	4999	4693	3270	3083	6	7	16058
Total for Clinton							
District 71	4999	4693	3270	3083	6	7	16058
District 72	1386	1344	314	297	9	7	3357
	6385	6037	3584	3380	15	14	19415

STATEMENT OF VOTES, GENERAL ELECTION, TUESDAY, NOVEMBER 3RD, 1964

MEMBER STATE BOARD OF EDUCATION
EIGHT YEAR TERM

NAMES OF TOWNSHIPS AND ELECTION DISTRICTS	CHARLES E. MORTON	EDWIN L. NOVAK	ALVIN M. BENTLEY	JAMES F. O'NEIL	ELLA MAE PERRYMAN	JOHN R. THOMAS	TOTALS
DISTRICT NO. 71							
Armada	390	410	445	437	0	0	1682
Bruce—1st Precinct	370	375	520	508	0	0	1773
2nd "	158	166	215	215	0	0	754
Macomb—1st Precinct	496	501	340	323	2	0	1662
2nd "	500	533	331	314	1	0	1679
Ray	390	398	349	350	2	2	1491
Shelby—1st Precinct	471	499	311	289	0	1	1571
2nd "	624	674	348	337	1	1	1985
3rd "	579	626	268	253	0	0	1746
4th "	329	361	198	172	0	0	1050
5th "	528	577	338	314	0	0	1757
6th "	392	415	181	186	0	0	1174
7th "	504	530	417	419	0	0	1870
8th "	570	600	509	485	0	0	2164
Sterling—1st Precinct	462	524	483	443	0	0	1912
2nd "	496	547	237	234	0	1	1515
3rd "	502	532	205	195	0	1	1435
4th "	709	742	402	385	0	0	2238
5th "	345	364	179	162	0	0	1050
6th "	304	346	305	289	0	0	1244
7th "	394	428	177	174	0	0	1173
8th "	629	653	294	283	0	0	1859
9th "	607	635	284	267	0	0	1793
10th "	423	457	170	156	0	2	1201
Washington—1st Precinct	409	417	650	641	0	0	2117
2nd "	387	404	346	332	0	1	1470
CITY OF UTICA—1st Precinct	267	306	290	259	0	0	1122
2nd "	193	228	204	191	0	0	816
Clinton—1st Precinct	243	312	246	235	0	0	1086
2nd "	264	284	239	229	0	0	1016
4th "	277	297	191	177	0	0	932
6th "	150	156	140	126	0	0	572
7th "	454	473	283	274	1	1	1486
8th "	303	311	246	240	0	0	1100
9th "	355	367	239	240	0	2	1203
10th "	246	264	287	271	0	0	1068
11th "	372	390	221	213	1	0	1197
12th "	397	398	271	272	2	2	1342
14th "	328	341	187	177	1	1	1035
15th "	403	414	259	256	0	0	1332
16th "	268	305	332	324	1	1	1231
17th "	245	257	226	210	1	0	939
<i>Courting Board</i>	169	172	145	143	0	0	629
TOTAL DISTRICT NO. 71 (Totaled in Section 6)	16978	17984	12486	12000	13	14	59471
ARMADA	390	410	445	437	0	0	1682
BRUCE	528	541	735	723	0	0	2527
MACOMB	996	1034	671	637	3	0	3341
RAY	390	398	349	350	2	2	1491
SHELBY	4017	4282	2560	2455	1	2	13317
STERLING	4871	5223	2736	2588	0	2	15420
WASHINGTON	796	821	996	973	0	1	3587
UTICA	460	534	494	450	0	0	1938
CLINTON	4524	4741	3502	3387	7	7	16168
<i>Total for Clinton</i>							
District 71	4524	4741	3502	3387	7	7	16168
District 72	1337	1091	336	319	7	9	3099
	5861	5832	3838	3706	14	16	19267

STATEMENT OF VOTES, GENERAL ELECTION, TUESDAY, NOVEMBER 3RD, 1964

MEMBERS BOARD OF TRUSTEES MICHIGAN STATE UNIVERSITY

	FRANK HARTMAN	CLAIR WHITE	PAUL D. BAGWELL	JOHN S. PINGEL	THEOS A. GROVE	ALBERT MILLS	GRACE LEE BOGGS	EUGENE S. McGUIRE	TOTALS
407	398	462	426	0	0	0	0	1693	
384	358	527	501	2	1	0	0	1773	
170	163	211	203	1	0	0	0	748	
503	495	334	316	0	0	0	0	1648	
520	502	331	326	0	0	0	0	1679	
395	384	349	340	1	0	1	3	1473	
490	473	309	284	1	2	0	2	1561	
658	642	357	317	6	6	2	1	1989	
627	603	258	235	1	0	0	1	1725	
350	317	195	173	4	0	0	0	1039	
562	531	342	310	5	4	0	0	1754	
414	403	185	170	3	0	0	0	1175	
530	509	430	398	1	1	0	0	1869	
615	564	512	465	1	2	0	0	2159	
517	474	497	420	1	1	1	1	1912	
523	504	247	227	3	2	2	0	1508	
528	503	205	185	1	1	0	0	1423	
739	710	415	374	1	2	0	0	2241	
161	339	193	163	0	0	0	1	857	
338	313	305	263	5	3	0	0	1227	
411	383	199	161	1	0	0	0	1155	
655	629	310	270	0	0	0	0	1864	
643	607	292	254	1	0	0	0	1797	
438	417	183	148	0	0	0	0	1186	
430	401	655	621	1	1	0	0	2109	
412	394	338	323	1	1	0	0	1473	
293	275	280	253	7	2	0	1	1111	
218	196	211	190	0	0	0	0	815	
296	284	257	254	0	0	0	0	1091	
278	264	241	236	0	0	0	0	1019	
281	276	186	186	0	0	0	0	929	
166	148	139	131	0	0	0	0	584	
467	447	291	267	0	0	1	1	1474	
314	293	250	246	3	3	0	0	1109	
368	347	264	230	0	0	0	0	1209	
255	239	295	285	0	0	0	0	1074	
387	369	233	211	0	0	0	0	1200	
402	386	283	263	1	0	2	2	1339	
335	322	197	183	0	0	0	1	1038	
418	401	271	247	1	1	0	0	1339	
299	268	340	321	0	0	1	1	1230	
260	238	236	204	0	0	0	0	938	
178	154	158	133	0	1	0	0	624	

NAMES OF TOWNSHIPS AND ELECTION DISTRICTS

DISTRICT NO. 71

- Armada
- Bruce—1st Precinct
- 2nd “
- Macomb—1st Precinct
- 2nd “
- Ray
- Shelby—1st Precinct
- 2nd “
- 3rd “
- 4th “
- 5th “
- 6th “
- 7th “
- 8th “
- Sterling—1st Precinct
- 2nd “
- 3rd “
- 4th “
- 5th “
- 6th “
- 7th “
- 8th “
- 9th “
- 10th “
- Washington—1st Precinct
- 2nd “
- CITY OF UTICA—1st Precinct
- 2nd “
- Clinton—1st Precinct
- 2nd “
- 4th “
- 6th “
- 7th “
- 8th “
- 9th “
- 10th “
- 11th “
- 12th “
- 14th “
- 15th “
- 16th “
- 17th “

County Board

TOTAL DISTRICT NO. 71 (Totaled in Section 6)

11635 16881 12713 11713 53 34 16 15 59160

ARMADA	407	398	462	426	0	0	0	0	1693
BRUCE	554	521	738	704	3	1	0	0	2521
MACOMB	1023	997	665	642	0	0	0	0	3327
RAY	395	384	349	340	1	0	1	3	1473
SHELBY	4246	4042	2588	2352	22	15	2	4	13271
STERLING	4953	4879	2846	2465	13	9	3	2	15170
WASHINGTON	842	799	993	944	2	2	0	0	3582
UTICA	511	471	491	443	7	2	0	1	1926
CLINTON	4704	4436	3641	3397	5	5	4	5	16197
<i>Total for Clinton</i>									
District 71	4704	4436	3641	3397	5	5	4	5	16197
District 72	1378	1333	357	306	1	2	8	6	3391
	6082	5769	3998	3703	6	7	12	11	19588

STATEMENT OF VOTES, GENERAL ELECTION, TUESDAY, NOVEMBER 3RD, 1964

MEMBERS BOARD OF GOVERNORS WAYNE STATE UNIVERSITY

NAMES OF TOWNSHIPS AND ELECTION DISTRICTS	WILLIAM B. HALL	BENJAMIN M. ROSE	WILBER M. BRUCKER, JR.	CHARLES GERSHENSON	CHARLES FRASER	LOWELL E. MILLER	HELEN NUTTALL BROWN	LOUIS J. CLEAGE	CLAIR WHITE	TOTALS
DISTRICT NO. 71										
Armada	435	402	449	398	0	0	0	0		1684
Bruce—1st Precinct	391	365	516	485	2	1	1	0		1761
2nd "	166	162	216	200	0	0	0	0		744
Macomb—1st Precinct	517	506	311	299	1	1	1	0		1636
2nd "	538	507	320	291	0	1	0	0		1657
Ray	399	385	349	327	0	0	3	1		1464
Shelby—1st Precinct	498	476	298	275	2	3	1	2		1535
2nd "	666	641	346	303	6	7	1	1		1971
3rd "	624	602	261	233	0	1	1	1		1723
4th "	351	332	184	160	0	0	0	0		1027
5th "	554	531	338	315	4	4	0	0		1746
6th "	418	398	180	169	1	0	1	0		1167
7th "	542	511	420	390	1	1	1	0		1866
8th "	624	584	490	443	1	2	0	0		2144
Sterling—1st Precinct	532	475	468	413	1	2	3	2	1	1897
2nd "	520	505	244	228	2	2	2	1		1504
3rd "	528	503	204	179	1	1	1	0		1417
4th "	744	706	396	363	1	1	0	0		2211
5th "	372	338	180	151	1	1	1	0		1044
6th "	339	317	283	267	3	3	0	0		1212
7th "	417	388	179	155	0	0	1	0		1140
8th "	658	636	293	266	0	0	0	0		1853
9th "	637	605	287	245	0	0	1	0		1775
10th "	436	428	162	144	0	0	0	0		1170
Washington—1st Precinct	441	410	636	611	1	2	0	0		2101
2nd "	411	404	334	312	1	1	1	0		1464
CITY OF UTICA—1st Precinct	308	290	264	229	2	1	0	0		1094
2nd "	219	201	198	187	0	1	0	0		806
Clinton—1st Precinct	301	294	239	226	1	0	0	0		1061
2nd "	287	270	229	217	0	0	0	0		1003
4th "	293	275	179	162	0	0	0	0		909
6th "	168	149	140	115	0	0	0	0		572
7th "	468	456	281	253	1	1	1	1		1462
8th "	331	294	243	216	3	3	0	0		1090
9th "	376	353	250	222	0	0	0	1		1202
10th "	264	248	272	259	1	0	0	0		1044
11th "	397	368	225	200	0	1	1	0		1192
12th "	408	391	270	248	1	1	3	2		1324
14th "	344	326	188	164	0	1	0	0		1023
15th "	425	408	254	239	1	1	0	0		1328
16th "	308	270	332	309	0	0	1	1		1221
17th "	265	234	223	199	0	1	0	0		922
Counting Board	185	163	145	128	0	0	0	0		621
TOTAL DISTRICT NO. 71 (Totaled in Section 6)	15105	14007	12716	11195	39	45	26	13	1	58807

ARMADA	435	402	449	398	0	0	0	0		1684
BRUCE	557	527	732	685	2	1	1	0		2505
MACOMB	1055	1013	631	590	1	2	1	0		3293
RAY	399	385	349	327	0	0	3	1		1464
SHELBY	4277	4075	2517	4576	15	18	5	4		15487
STERLING	5183	4901	2696	2411	9	10	3	1		15214
WASHINGTON	852	814	970	923	2	3	1	0		3565
UTICA	527	491	462	416	2	2	0	0		1900
CLINTON	4820	4499	3470	8	31	36	14	6		12884
<i>Total of Clinton</i>										
District 71	4820	4499	3470	8	31	36	14	6		12884
District 72	1371	1339	330	294	2	3	6	7		3352
	6198	5832	3827	314	32	38	22	12		16236

STATEMENT OF VOTES, GENERAL ELECTION, TUESDAY, NOVEMBER 3RD, 1964

PROSECUTING ATTORNEY

SHERIFF

GEORGE N. PARRIS
 PERCY G. HONLER
 CECIL BYERS

LESTER A. ALMSTADT
 WILLIAM SUMNER

TOTALS	TOTALS	TOTALS
528	573 319	892
493	499 409	908
195	197 182	379
579	638 224	862
620	669 216	885
477	579 262	781
565	551 254	805
767	778 246	1024
685	679 220	899
408	408 139	547
631	629 272	901
458	458 148	606
616	593 363	956
720	700 404	1104
673	658 340	998
594	592 195	787
572	584 156	740
835	829 318	1147
432	430 121	551
433	440 203	643
471	466 135	601
719	700 237	937
701	686 222	908
500	497 118	615
528	530 546	1076
476	492 263	755
389	409 167	576
280	285 140	435
400	446 138	584
339	357 172	529
349	371 118	489
207	221 84	305
533	529 225	754
386	399 171	570
463	435 184	639
352	357 206	563
447	439 165	604
482	489 195	684
416	418 121	539
500	503 185	688
371	373 253	628
341	329 154	483
247	234 97	331
21178	21180	30708
	21419	
	9289	

NAMES OF TOWNSHIPS AND ELECTION DISTRICTS

DISTRICT NO. 71

- Armada
- Bruce—1st Precinct
- 2nd "
- Macomb—1st Precinct
- 2nd "
- Ray
- Shelby—1st Precinct
- 2nd "
- 3rd "
- 4th "
- 5th "
- 6th "
- 7th "
- 8th "
- Sterling—1st Precinct
- 2nd "
- 3rd "
- 4th "
- 5th "
- 6th "
- 7th "
- 8th "
- 9th "
- 10th "
- Washington—1st Precinct
- 2nd "
- CITY OF UTICA—1st Precinct
- 2nd "
- Clinton—1st Precinct
- 2nd "
- 4th "
- 6th "
- 7th "
- 8th "
- 9th "
- 10th "
- 11th "
- 12th "
- 14th "
- 15th "
- 16th "
- 17th "

County Board

TOTAL DISTRICT NO. 71
 (Totaled in Section 6)

ARMADA	528	528	573 319	892
BRUCE	688	688	696 591	1287
MACOMB	1199	1199	1307 440	1747
RAY	477	477	519 262	781
SHELBY	4850	4850	4796 2046	6842
STERLING	5930	5930	5882 2045	7927
WASHINGTON	1004	1005	1022 809	1831
UTICA	669	669	704 307	1011
CLINTON	215833	5834	5920 2470	8390
District	721472	1472	1465 265	1730
Clinton Total	7305	7306	7385 2735	10120

STATEMENT OF VOTES, GENERAL ELECTION, TUESDAY, NOVEMBER 3RD, 1964

NAMES OF TOWNSHIPS AND ELECTION DISTRICTS	COUNTY CLERK		COUNTY TREASURER	
	Edna Miller	Edgar D. Denison	Lynn Whalen	Graydon Ray
		TOTALS		TOTALS
DISTRICT NO. 71				
Armada	552 316	868	525	575
Bruce—1st Precinct	462 436	898	512	512
2nd "	187 188	375	195	195
Macomb—1st Precinct	567 267	834	693	593
2nd "	611 254	865	657	657
Ray	486 270	756	493	493
Shelby—1st Precinct	531 261	792	565	565
2nd "	737 274	1011	787	787
3rd "	662 228	890	699	699
4th "	382 152	534	415	415
5th "	596 290	886	640	640
6th "	437 164	601	463	463
7th "	575 370	945	606	606
8th "	675 416	1091	732	732
Sterling—1st Precinct	619 366	985	672	672
2nd "	592 201	783	598	598
3rd "	572 164	736	577	577
4th "	793 347	1140	827	827
5th "	406 129	535	434	434
6th "	397 232	629	439	439
7th "	452 135	587	472	472
8th "	689 243	932	726	726
9th "	660 240	900	695	695
10th "	479 130	609	507	507
Washington—1st Precinct	499 565	1064	542	543
2nd "	454 291	745	486	486
CITY OF UTICA—1st Precinct	388 183	571	413	413
2nd "	256 160	416	280	280
Clinton—1st Precinct	386 169	555	444	414
2nd "	333 192	525	360	360
4th "	346 141	487	365	365
6th "	197 101	298	217	217
7th "	506 231	737	535	535
8th "	358 201	559	395	395
9th "	417 205	622	467	467
10th "	324 222	546	357	357
11th "	413 188	601	453	453
12th "	463 210	673	487	487
14th "	385 124	509	421	421
15th "	466 213	679	501	501
16th "	346 273	619	369	369
17th "	299 179	478	347	347
Country Board	214 104	318	240	240
TOTAL DISTRICT NO. 71 (Totaled in Section 6)	20159 10025	30184	21572	21573
ARMADA	552 316	868	575	575
BRUCE	649 624	1273	707	707
MACOMB	1178 521	1699	1250	1250
RAY	486 270	756	493	493
SHELBY	4595 2155	6750	4907	4907
STERLING	5649 2187	7836	5947	5947
WASHINGTON	953 856	1809	1028	1029
UTICA	644 343	987	693	693
CLINTON # 71	5453 2753	8206	5922	5922
# 72	1418 290	1708	1474	1474
Clinton Total	6871 3043	9914	7396	7396

STATEMENT OF VOTES, GENERAL ELECTION, TUESDAY, NOVEMBER 3RD, 1964

REGISTER OF DEEDS

DRAIN COMMISSIONER

	AARON BURR	JANE H. STOCKING	TOTALS	THOMAS S. WELSH	ROBERT SPIER	THEOS A. GARDE	FRITZ BRIDGES	TOTALS
	542	322	864	561				561
	481	416	897	504				504
	184	149	333	192				192
	588	251	839	591				591
	626	241	867	621				621
	481	277	758	483				483
	549	249	798	565				565
	749	258	1007	779				779
	672	220	892	688				688
	405	139	544	412				412
	614	280	894	634				634
	448	153	601	460				460
	576	370	948	595				595
	695	399	1094	724				724
	658	332	990	670				670
	596	188	784	593				593
	561	164	725	574				574
	405	327	732	827				827
	415	120	535	428				428
	414	212	626	435				435
	454	135	589	478				478
	685	241	926	727				727
	678	218	896	293				293
	497	108	605	504				504
	512	547	1059	545				545
	481	269	750	485				485
	398	184	582	389				389
	294	133	427	279				279
	394	157	551	392				392
	347	156	503	339				339
	346	132	478	356				356
	201	93	294	212				212
	517	223	740	520				520
	376	182	558	393				393
	436	188	624	453				453
	336	215	551	345				345
	438	164	602	442				442
	475	197	672	480				480
	400	128	528	404				404
	482	192	674	486				486
	350	264	614	368				368
	322	158	480	320				320
	226	98	324	230				230
	20706		30195	20776				20779
	9489				1	1	1	

NAMES OF TOWNSHIPS AND ELECTION DISTRICTS

DISTRICT NO. 71

- Armada
- Bruce—1st Precinct
- 2nd "
- Macomb—1st Precinct
- 2nd "
- Ray
- Shelby—1st Precinct
- 2nd "
- 3rd "
- 4th "
- 5th "
- 6th "
- 7th "
- 8th "
- Sterling—1st Precinct
- 2nd "
- 3rd "
- 4th "
- 5th "
- 6th "
- 7th "
- 8th "
- 9th "
- 10th "
- Washington—1st Precinct
- 2nd "
- CITY OF UTICA—1st Precinct
- 2nd "
- Clinton—1st Precinct
- 2nd "
- 4th "
- 6th "
- 7th "
- 8th "
- 9th "
- 10th "
- 11th "
- 12th "
- 14th "
- 15th "
- 16th "
- 17th "
- County Board

TOTAL DISTRICT NO. 71 (Totaled in Section 6)

ARMADA	542 322	864	561	561
BRUCE	665 605	1270	696	696
MACOMB	1214 492	1706	1212	1212
RAY	481 277	758	483	483
SHELBY	4710 2068	6778	4857	4858
STERLING	5763 2045	7808	5529	5530
WASHINGTON	993 816	1809	1030	1030
UTICA	692 317	1009	668	668
CLINTON	5646 2547	8193	5740	5741
# 72	1441 269	1710	1460	1460
CLINTON TOTAL	7087 2816	9903	7200	7201

STATEMENT OF VOTES, GENERAL ELECTION, TUESDAY, NOVEMBER 3RD, 1964

NAMES OF TOWNSHIPS AND ELECTION DISTRICTS	CORONERS		COUNTY SURVEYOR	
	TOTALS	JOSEPH C. SOMA	LAWRENCE LAMPARSKI	ROBERT JETTIG
DISTRICT NO. 71				
Armada	539			539
Bruce—1st Precinct	499			499
2nd "	198			198
Macomb—1st Precinct	572			572
2nd "	628			628
Ray	469			469
Shelby—1st Precinct	568			568
2nd "	773			773
3rd "	682			682
4th "	404			404
5th "	630			630
6th "	453			453
7th "	592			592
8th "	719			719
Sterling—1st Precinct	648			648
2nd "	579			579
3rd "	557			557
4th "	816			816
5th "	428			428
6th "	419			419
7th "	469			469
8th "	724			724
9th "	686			687
10th "	499			499
Washington—1st Precinct	530		1	531
2nd "	481			481
CITY OF UTICA—1st Precinct	388			388
2nd "	270			270
Clinton—1st Precinct	385			385
2nd "	349			349
4th "	348			348
6th "	203			203
7th "	517			517
8th "	378			378
9th "	451			451
10th "	341			341
11th "	451			451
12th "	481			481
14th "	402			402
15th "	484			484
16th "	362			362
17th "	322			322
<i>Counting Board</i>	240			240
TOTAL DISTRICT NO. 71 (Totaled in Section 6)	20934	1	1	20936
ARMADA	539			539
BRUCE	697			697
MACOMB	1200			1200
RAY	469			469
SHELBY	4821			4821
STERLING	5825	1		5826
WASHINGTON	1011		1	1012
UTICA	658			658
CLINTON	5714			5714
District # 72	1438			1438
Clinton Total	7152			7152

STATEMENT OF VOTES, GENERAL ELECTION, TUESDAY, NOVEMBER 3RD, 1964

INSPECTOR OF MINES

TOTALS

TOTALS

NAMES OF TOWNSHIPS AND ELECTION DISTRICTS

DISTRICT NO. 71

Armada

Bruce—1st Precinct

2nd “

Macomb—1st Precinct

2nd “

Ray

Shelby—1st Precinct

2nd “

3rd “

4th “

5th “

6th “

7th “

8th “

Sterling—1st Precinct

2nd “

3rd “

4th “

5th “

6th “

7th “

8th “

9th “

10th “

Washington—1st Precinct

2nd “

CITY OF UTICA—1st Precinct

2nd “

Clinton—1st Precinct

2nd “

4th “

6th “

7th “

8th “

9th “

10th “

11th “

12th “

14th “

15th “

16th “

17th “

TOTAL DISTRICT NO. 71
(Totaled in Section 6)

STATEMENT OF VOTES, GENERAL ELECTION, TUESDAY, NOVEMBER 3RD, 1964

NAMES OF TOWNSHIPS AND ELECTION DISTRICTS

MACOMB COUNTY COLLEGE TRUSTEE

HARVEY R. DEAN
FRED NICHOLSON
ALLEN F. RUSH
MICHAEL DAVID SWITZ
KENNETH N. SANBORN
MELVIN TROMBLEY
RICHARD DECAENO

TOTALS

CHARLES DANIEL
NOVAK
WILLIAM WESTON
PERCY HOPLER
PAUL D. BAGWELL

TOTALS

DISTRICT NO. 71

Armada
Bruce—1st Precinct
2nd "
Macomb—1st Precinct
2nd "
Ray
Shelby—1st Precinct
2nd "
3rd "
4th "
5th "
6th "
7th "
8th "
Sterling—1st Precinct
2nd "
3rd "
4th "
5th "
6th "
7th "
8th "
9th "
10th "
Washington—1st Precinct
2nd "
CITY OF UTICA—1st Precinct
2nd "
Clinton—1st Precinct
2nd "
4th "
6th "
7th "
8th "
9th "
10th "
11th "
12th "
14th "
15th "
16th "
17th "
County Board

91 110 427 53 174
45 67 637 46 96
20 37 237 28 41
58 105 299 121 271 1 2
81 130 143 150 328
83 95 358 75 142
104 194 125 179 164
162 236 135 223 198
149 180 112 208 189
73 135 81 103 118
143 187 131 177 213
104 145 82 152 96
159 164 147 225 184
157 234 157 258 243
96 65 133 224 167
67 68 36 154 96
85 133 34 123 27
183 165 65 111 104
25 108 70 60 71
53 45 107 120 91
96 52 25 117 93
150 101 61 232 60
175 152 61 60 72
36 125 41 92 79
57 74 805 54 99
82 105 371 66 87
50 51 97 76 130
66 36 45 78 115
44 42 70 89 127
53 54 21 45 164
14 66 37 49 116
26 24 39 15 90
40 63 38 90 229
32 51 58 71 164
68 62 39 55 199
16 54 46 91 198
62 35 88 46 145
49 70 46 56 230
46 47 24 86 161
102 66 51 62 156
45 74 41 61 115
42 38 39 52 133
35 49 28 56 124

855
891
363
857
832
753
770
954
839
570
852
579
879
1050
685
421
402
628
334
416
383
604
520
373
1090
711
404
340
372
337
282
194
460
376
423
405
376
451
364
437
341
304
293

TOTAL DISTRICT NO. 71 (Totaled in Section 6)

3328
4099
5687
4489
6099
1/2

1 2 1 1

23710

ARMADA
BRUCE
MACOMB
RAY
SHELBY
STERLING
WASHINGTON
UTICA
CLINTON
District
CLINTON TOTAL

91 110 427 53 174
65 104 874 74 137
139 235 442 271 599 1/2
83 95 358 75 142
1055 1475 970 1525 1405
966 1014 633 1293 860
139 179 1176 120 186
116 87 142 154 245
674 800 665 924 2351
72 171 154 85 152 313
845 954 750 1076 2664

855
1254
1689
753
6433
4766
1801
744
5415
875
6290

STATEMENT OF VOTES, GENERAL ELECTION, TUESDAY, NOVEMBER 3RD, 1964

TOTALS

TOTALS

NAMES OF
TOWNSHIPS AND
ELECTION DISTRICTS**DISTRICT NO. 71**

Armada

Bruce—1st Precinct

2nd “

Macomb—1st Precinct

2nd “

Ray

Shelby—1st Precinct

2nd “

3rd “

4th “

5th “

6th “

7th “

8th “

Sterling—1st Precinct

2nd “

3rd “

4th “

5th “

6th “

7th “

8th “

9th “

10th “

Washington—1st Precinct

2nd “

CITY OF UTICA—1st Precinct

2nd “

Clinton—1st Precinct

2nd “

4th “

6th “

7th “

8th “

9th “

10th “

11th “

12th “

14th “

15th “

16th “

17th “

TOTAL DISTRICT NO. 71
(Totaled in Section 6)

STATEMENT OF VOTES, GENERAL ELECTION, TUESDAY, NOVEMBER 3RD, 1964

NAMES OF TOWNSHIPS AND ELECTION DISTRICTS

JUDGES OF THE COURT OF APPEALS ² DISTRICT

DONALD R. FREEMAN
 THOMAS GILES HAVANACH
 LOUIS D. Mc GREGOR
 FRANCIS L. O'BRIEN
 TIMOTHY C. QUINN
 FARRELL E. ROBERTS

EDWARD J. GALLAGHER
 FRANK E. JEANNETTE
 WALTER P. CYMAR

CIRCUIT JUDGE

TOTALS

TOTALS

DISTRICT NO. 71

Armada	319 472 294 349 344 315	2093	279 561	840
Bruce—1st Precinct	268 436 333 358 440 272	2107	313 537	850
2nd "	102 181 112 147 246 117	905	163 178	341
Macomb—1st Precinct	335 431 294 385 341 334	2120	256 594	850
2nd "	296 460 295 403 346 281	2081	269 597	866
Ray	247 394 248 308 318 266	1781	253 501	754
Shelby—1st Precinct	264 397 265 373 277 364	1940	349 426	775
2nd "	314 563 320 486 352 443	2478	417 572	989
3rd "	271 501 294 446 307 381	2200	416 441	857
4th "	155 287 163 242 184 211	1242	207 313	520
5th "	209 427 336 407 312 368	2062	424 455	879
6th "	210 334 227 290 205 248	1514	326 253	579
7th "	304 514 334 461 319 383	2315	479 418	897
8th "	452 544 435 484 392 487	2794	544 519	1063
Sterling—1st Precinct	288 403 219 277 233 360	1780	295 394	689
2nd "	181 273 185 128 112 116	995	241 183	424
3rd "	79 247 177 234 88 92	917	215 156	371
4th "	161 248 326 379 256 188	1558	420 253	673
5th "	88 154 84 215 167 169	877	140 226	366
6th "	157 201 153 173 177 185	1048	227 201	428
7th "	198 275 91 128 70 215	977	126 265	391
8th "	290 409 319 205 156 148	1527	341 263	604
9th "	123 374 275 331 125 140	1368	249 275	524
10th "	68 121 223 275 183 83	953	157 238	395
Washington—1st Precinct	367 516 380 431 588 380	2642	388 617	1005
2nd "	262 381 238 299 312 290	1782	296 395	691
CITY OF UTICA—1st Precinct	107 193 130 197 181 180	988	156 261	417
2nd "	131 158 122 120 142 173	846	130 225	355
Clinton—1st Precinct	140 186 97 126 96 150	795	102 277	379
2nd "	133 189 126 146 134 113	841	124 214	338
4th "	51 164 129 135 90 71	640	89 244	333
6th "	52 98 85 95 79 66	475	73 130	203
7th "	131 214 138 299 203 216	1201	145 322	467
8th "	123 190 131 130 165 143	882	136 301	437
9th "	197 238 131 159 111 185	1021	148 281	429
10th "	139 199 161 169 160 147	975	135 265	400
11th "	92 271 197 233 102 117	1012	121 253	374
12th "	124 219 224 251 172 140	1130	212 271	483
14th "	97 177 104 222 148 157	905	95 289	384
15th "	164 203 162 171 208 181	1089	204 250	454
16th "	113 174 133 155 125 160	860	123 227	350
17th "	112 167 118 141 111 104	758	123 182	305
Counting Board	122 158 98 130 116 107	731	114 193	298

TOTAL DISTRICT NO. 71 (Totalled in Section 6)

8036 12741 8908 11093 9173 9281 59205 10020 14006 1

24027

ARMADA	319 472 294 349 344 315	2093	279 561	840
BRUCE	370 617 445 505 686 389	3012	476 715	1191
MACOMB	631 891 589 788 687 615	4201	525 1191	1716
RAY	247 394 248 308 318 266	1781	253 501	754
SHELBY	2179-3567-2374-3189-2348-2885	16545	3162 3397	6559
STERLING	1633-2705-2054-2345-1567-1696	12000	2411 2454	4865
WASHINGTON	629 897 618 730 880 670	4424	684 1012	1696
UTICA	238-351-252 317 323 353	1834	286 486	772
CLINTON	1790-2847 2034 2562 2020 2062	13315	1944 3689	5634
# 72	167 468 365 553 292 280	2125	289 694	983
CLINTON TOTAL	1967 3315 2399 3115 2312 2342	15440	2233 4383	6617

SHELBY #5 HAD 3 WRITE IN FOR APPEALS

WRITE IN SHELBY #5

LORINE EVANS
 JACK MILLARD
 DONALD SPARKS
 1 1 1 add above

STATEMENT OF VOTES, GENERAL ELECTION, TUESDAY, NOVEMBER 3RD, 1964

JUDGE OF PROBATE
 FRANCIS A. CASTELLUCCI
 JOSEPH V. Trombly
 EDWARD JACOBS
 NOVIK

DONALD J. PARENT
 FRANCIS CASTELLUCCI
 ALLEN R. BRIGGS

NAMES OF TOWNSHIPS AND ELECTION DISTRICTS

	TOTALS	TOTALS
417 454	871	719
641 278	920	741
221 145	366	311
374 498	872	719
403 479	882	695
373 407	780	621
383 415	799	633
515 496	1011	789
376 487	863	709
254 283	537	433
436 443	879	736
262 329	591	474
399 482	881	759
499 581	1080	1000
397 316	713	561
187 250	437	307
173 220	393	270
321 334	655	487
158 209	367	289
252 190	442	347
206 195	401	313
241 324	565	437
228 291	519	404
222 181	403	308
727 364	1091	846
352 372	724	594
213 209	422	315
215 168	383	255
167 220	387	254
232 119	351	212
142 164	306	206
127 100	227	139
256 207	463	302
205 221	426	236
240 185	425	275
263 156	419	243
189 194	383	274
286 190	476	311
201 162	363	262
315 134	449	282
217 138	355	239
178 133	311	198
119 191	310	265

DISTRICT NO. 71

Armada
 Bruce—1st Precinct
 2nd “
 Macomb—1st Precinct
 2nd “
 Ray
 Shelby—1st Precinct
 2nd “
 3rd “
 4th “
 5th “
 6th “
 7th “
 8th “
 Sterling—1st Precinct
 2nd “
 3rd “
 4th “
 5th “
 6th “
 7th “
 8th “
 9th “
 10th “
 Washington—1st Precinct
 2nd “
CITY OF UTICA—1st Precinct
 2nd “
Clinton—1st Precinct
 2nd “
 4th “
 6th “
 7th “
 8th “
 9th “
 10th “
 11th “
 12th “
 14th “
 15th “
 16th “
 17th “
County Board

12,582 11,914 2,498 18,109 18,711

TOTAL DISTRICT NO. 71
 (Totaled in Section 6)

ARMADA	417 454	871	719	719
BRUCE	862 423	1286	1052	1052
MACOMB	777 977	1754	1414	1414
RAY	373 407	780	621	621
SHELBY	3124 3516	6641	5533	5533
STERLING	2385 2510	4895	3723	3723
WASHINGTON	1079 736	1815	1440	1441
UTICA	428 377	805	570	570
CLINTON	3137 2514	5651	3697	3698
District 72	389 547	936	636	636
CLINTON TOTAL	3526 3061	6587	4333	4334

STATEMENT OF VOTES, GENERAL ELECTION, TUESDAY, NOVEMBER 3RD, 1964

NAMES OF TOWNSHIPS AND ELECTION DISTRICTS	REFERENDUM ON ACT 240 PA 1964 (MASSACHUSETTS BALLOT)			
	Shall Act 240 of the PA 1964 be approved? This act eliminates a straight party ticket and requires a separate vote for each candidate voted for and which provides that in general elections, can- didates' names shall be grouped under office titles (Massachusetts type ballot) rather than under party headings (pre- sent system).		YES	NO
DISTRICT NO. 71				
Armada	193	211		
Bruce—1st Precinct	208	253		
2nd "	100	163		
Macomb—1st Precinct	127	357		
2nd "	199	394		
Ray	148	287		
Shelby—1st Precinct	208	388		
2nd "	221	436		
3rd "	133	413		
4th "	132	252		
5th "	175	342		
6th "	111	340		
7th "	208	372		
8th "	250	382		
Sterling—1st Precinct	351	425		
2nd "	145	346		
3rd "	144	329		
4th "	240	592		
5th "	105	293		
6th "	194	268		
7th "	147	308		
8th "	221	508		
9th "	225	484		
10th "	167	387		
Washington—1st Precinct	269	375		
2nd "	153	240		
CITY OF UTICA—1st Precinct	156	179		
2nd "	167	172		
Clinton—1st Precinct	160	338		
2nd "	189	288		
4th "	134	271		
6th "	115	142		
7th "	230	446		
8th "	206	301		
9th "	267	306		
10th "	234	289		
11th "	200	353		
12th "	232	399		
14th "	168	333		
15th "	245	386		
16th "	257	316		
17th "	170	297		
Country Road	150	189		
	8,054	14,154		
TOTAL DISTRICT NO. 71 (Totaled in Section 6)				
ARMADA	193	211		
BRUCE	308	416		
MACOMB	326	751		
RAY	148	287		
SHELBY	1438	2927		
STERLING	1939	3942		
WASHINGTON	422	615		
UTICA	323	351		
CLINTON	2957	4654		
# 72	333	1058		
Clinton Total	3290	5712		

STATEMENT OF VOTES, GENERAL ELECTION, TUESDAY, NOVEMBER 3RD, 1964

NAMES OF TOWNSHIPS AND ELECTION DISTRICTS

YES NO YES NO YES NO

DISTRICT NO. 71

- Armada
- Bruce—1st Precinct
- 2nd “
- Macomb—1st Precinct
- 2nd “

- Ray
- Shelby—1st Precinct
- 2nd “
- 3rd “
- 4th “
- 5th “
- 6th “
- 7th “
- 8th “

- Sterling—1st Precinct
- 2nd “
- 3rd “
- 4th “
- 5th “
- 6th “
- 7th “
- 8th “
- 9th “
- 10th “

- Washington—1st Precinct
- 2nd “

- CITY OF UTICA—1st Precinct
- 2nd “

- Clinton—1st Precinct
- 2nd “
- 4th “
- 6th “
- 7th “
- 8th “
- 9th “
- 10th “
- 11th “
- 12th “
- 14th “
- 15th “
- 16th “
- 17th “

TOTAL DISTRICT NO. 71
(Totaled in Section 6)

CANVASS OF VOTES CAST

— AT THE —

GENERAL ELECTION

— HELD ON —

Tuesday, the 3rd day of November, A. D. 1964

AND CANVASSED BY THE BOARD OF COUNTY CANVASSERS

of _____ County, Michigan

THE "KAZOO" CANVASS BOOK AND LOOSE LEAF
ELECTION RECORD, COMBINED

By the use of this Canvass Book much time and labor is saved. It completely covers the canvass of the Election Returns by the Board of County Canvassers, and when signed by the members of said Board and County Clerk makes a perfect Election Record.

MANUFACTURED BY

DOUBLEDAY BROS. & CO.

ELECTION SUPPLY MANUFACTURERS
STATIONERS AND PRINTERS

1919 East Kilgore Road

• KALAMAZOO, MICHIGAN

STATEMENT OF VOTES, GENERAL ELECTION, TUESDAY, NOVEMBER 3RD, 1964

PRESIDENT AND VICE-PRESIDENT OF THE UNITED STATES

NAMES OF TOWNSHIPS AND ELECTION DISTRICTS	LYNDON B. JOHNSON and HUBERT H. HUMPHREY	BARRY GOLDWATER and WILLIAM E. MILLER	CLIFTON DE BERRY and EDWARD SHAW	ERIC HASS and HENNING BLOMEN	MARGARET CHASE SMITH	MIRIAM FONG LODGE	NIXON GEORGE ROMNEY	GEORGE ROMNEY LODGE	TOTALS
DISTRICT NO. 72									
Clinton—3rd Precinct	745	592	146	0	0				738
5th "	587	444	57	0	0				551
13th "	534	446	75	0	0				521
CITY OF ROSEVILLE									
1st Precinct	870	744	120	0	0				864
2nd "	703	585	106	0	1				692
3rd "	1024	840	164	3	0				1007
4th "	943	776	152	0	0				930
5th "	937	787	139	0	2				928
6th "	966	722	231	1	0				954
7th "	1183	902	255	3	0	1	1		1162
8th "	+ 1002	802	191	0	0				993
9th "	651	529	113	1	0				643
10th "	808	627	161	1	0				789
11th "	817	647	161	0	0				808
12th "	924	745	169	0	0				914
13th "	840	876	146	0	0				822
14th "	878	723	144	0	0				867
15th "	688	546	131	2	1				682
16th "	938	748	178	1	1				928
17th "	887	737	134	0	0				871
18th "	991	706	277	0	0				983
19th "	1125	827	284	0	1				1112
20th "	725	557	159	0	0				716
CITY OF FRASER									
1st Precinct	1300	928	357	2	0				1282
2nd "	939	631	291	0	1				923
3rd "	973	695	265	1	0				961
4th "	311	244	65	0	0				309
CITY OF ST. CLAIR SHORES									
19th Precinct	803	648	144	0	0				792
21st "	1089	795	273	1	2				1071
31st "	674	498	166	0	1				665
32nd "	599	419	176	0	1				596
CITY OF WARREN									
Precinct No. 52	1274	822	426	3	2				1253
" No. 53	698	506	184	1	0				691
" No. 54	741	537	190	0	0				728
" No. 55	688	573	137	1	0				681
" No. 56	638	482	151	0	0				633
" No. 57	600	420	167	1	0				588
" No. 64	1137	772	346	1	2				1121
" No. 65	660	497	154	0	0				651
" No. 66	1379	1098	274	0	1				1373
" No. 67	824	619	198	1	0				818
	35443								
TOTAL DISTRICT NO. 72 (Totaled in Section 6)	35443	26916	7657	24	16	1	1	1	34617

CLINTON	1866	1532	278	0	0				1810
ROSEVILLE	17900	14230	3415	12	6	1	1	1	17666
FRASER	3523	2498	978	3	1				3480
ST. CLAIR SHORES	3165	2360	759	1	4				3124
WARREN	8639	6296	2227	8	5			1	8537

City of Warren

29500 VAN DYKE AVENUE
WARREN, MICHIGAN 48093
SLOCUM 7-5100

JAMES D. GRAY
CLERK

DONALD BURNEY
DEPUTY CLERK

April 20, 1966

Macomb County Clerk
County Building
Mt. Clemens, Michigan

Attention: Lou Krieter

Dear Lou:

Following is a list of the Representative
Districts in the City of Warren, and the Precincts
in those Districts:

REPRESENTATIVE DISTRICT # 70

Precincts #1-21, 27-32, 38-54,
62-66 and 76-78.

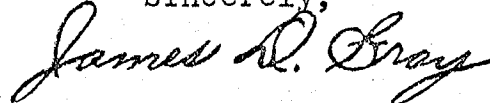
REPRESENTATIVE DISTRICT # 72

Precincts #55-61, 67-75.

REPRESENTATIVE DISTRICT # 73

Precincts #22-26, 33-37.

Sincerely,



James D. Gray
City Clerk

STATEMENT OF VOTES, GENERAL ELECTION, TUESDAY, NOVEMBER 3RD, 1964

GOVERNOR AND LIEUTENANT GOVERNOR

NEIL STAEBLER and
ROBERT A. DERENGOSKI
GEORGE ROMNEY and
WILLIAM G. MILLIKEN
FRANK LOVELL and
HARRIET TALAN
JAMES C. HORVATH and
W. CLIFFORD BENTLEY
ALBERT B. CLEAGE, JR. and
JAMES JACKSON
RICHARD DURANT

TOTALS

NAMES OF TOWNSHIPS AND ELECTION DISTRICTS

416	307	0	0	2
408	129	0	1	0
315	201	0	1	0
543	306	0	0	0
416	261	1	0	0
598	400	3	0	0
509	415	0	0	0
536	371	0	1	1
464	476	1	0	0
619	534	2	0	0
572	413	0	0	3
334	297	1	1	0
435	339	2	0	0
427	370	0	0	0
491	408	0	0	0
466	348	0	0	1
469	393	0	0	0
348	317	0	1	0
485	423	2	1	0
550	308	0	0	0
431	540	0	1	0
506	599	0	1	2
324	385	0	0	0

727
544
517
849
678
1001
924
911
943
1155
988
633
776
797
899
815
862
666
911
858
972
1108
709

DISTRICT NO. 72
 Clinton—3rd Precinct
 5th "
 13th "
CITY OF ROSEVILLE
 1st Precinct
 2nd "
 3rd "
 4th "
 5th "
 6th "
 7th "
 8th "
 9th "
 10th "
 11th "
 12th "
 13th "
 14th "
 15th "
 16th "
 17th "
 18th "
 19th "
 20th "

485	786	3	0	2
315	606	1	1	1
386	526	1	1	0
113	181	0	0	0

1276
924
954
294

CITY OF FRASER
 1st Precinct
 2nd "
 3rd "
 4th "

432	351	1	1	0
450	612	4	2	0
311	340	0	1	0
256	321	1	1	0

785
1068
652
580

CITY OF ST. CLAIR SHORES
 19th Precinct
 21st "
 31st "
 32nd "

455	782	3	2	1
264	421	3	0	0
300	424	2	1	0
321	358	3	0	2
262	358	0	0	0
242	339	2	1	0
391	720	0	2	0
265	378	2	0	0
645	723	2	0	0
364	440	2	0	0

1243
688
727
684
620
584
1113
645
1350
806

CITY OF WARREN
 Precinct No. 52
 " No. 53
 " No. 54
 " No. 55
 " No. 56
 " No. 57
 " No. 64
 " No. 65
 " No. 66
 " No. 67

16923	17228	42	21	21	1
-------	-------	----	----	----	---

34236

TOTAL DISTRICT NO. 72 (Totaled in Section 6)

CLINTON 1141 637 0 2 8

ROSEVILLE 9525 7905 12 6 7

FRASER 1299 2139 5 2 3

ST. CLAIR SHORES 1449 1624 6 5 0 1

WARREN 3509 4923 19 6 3

1788

17455

3448

3085

8460

STATEMENT OF VOTES, GENERAL ELECTION, TUESDAY, NOVEMBER 3RD, 1964

NAMES OF TOWNSHIPS AND ELECTION DISTRICTS	SECRETARY OF STATE					TOTALS	ATTORNEY GENERAL					TOTALS
	JAMES M. HARE	ALLISON GREEN	JAN GARRETT	RALPH W. MUNCY	LOY A. COHEN		FRANK J. KELLEY	MEYER WARSHAWSKY	ROBERT FINK	WILLIAM WALBRIDGE	ALLEN BIBB	
DISTRICT NO. 72												
Clinton—3rd Precinct	563	157	0	0	1	721	528	178	1	1	2	710
5th "	464	55	0	0	3	522	447	61	0	0	6	514
13th "	432	75	0	1	0	508	419	79	0	1	0	499
CITY OF ROSEVILLE												
1st Precinct	706	124	0	0	0	830	681	145	0	0	0	826
2nd "	560	109	0	0	1	670	543	119	1	0	0	663
3rd "	807	171	3	0	1	982	761	208	3	0	1	973
4th "	736	171	0	0	0	907	701	188	0	0	0	889
5th "	738	155	1	1	0	895	709	173	1	1	0	884
6th "	680	236	2	1	0	919	617	287	1	0	0	905
7th "	868	262	1	0	0	1131	825	292	1	0	0	1118
8th "	758	202	0	0	3	963	721	231	1	1	3	957
9th "	497	116	1	0	0	614	457	148	1	0	1	607
10th "	581	172	1	0	1	755	548	190	2	0	0	740
11th "	611	172	0	0	0	783	575	187	0	1	0	763
12th "	694	185	0	0	1	880	652	211	0	0	0	863
13th "	629	167	0	0	1	797	590	190	0	0	1	781
14th "	685	163	0	1	0	849	641	190	0	0	0	831
15th "	576	135	0	1	1	653	474	164	0	1	1	640
16th "	699	178	1	1	0	879	652	206	2	2	0	864
17th "	705	133	0	0	0	838	672	142	0	0	0	824
18th "	667	275	0	0	0	942	608	311	1	0	0	920
19th "	804	279	0	1	1	1095	732	332	0	2	1	1067
20th "	520	175	0	0	0	695	481	205	0	1	0	687
CITY OF FRASER												
1st Precinct	838	418	3	1	2	1262	734	496	3	1	2	1236
2nd "	539	329	0	1	0	869	480	356	2	2	0	840
3rd "	643	285	2	0	1	931	577	332	1	0	1	911
4th "	272	81	0	0	0	293	182	95	0	0	0	277
CITY OF ST. CLAIR SHORES												
19th Precinct	596	157	1	1	1	756	537	178	0	0	0	735
21st "	746	289	5	1	1	1042	682	341	5	2	0	1030
31st "	450	177	0	2	0	629	414	194	2	1	0	616
32nd "	394	165	0	1	0	560	359	191	0	1	0	551
CITY OF WARREN												
Precinct No. 52	677	481	1	1	1	1161	639	535	1	1	1	1197
" No. 53	476	184	1	0	1	662	423	238	1	1	0	663
" No. 54	500	213	1	0	1	715	439	256	1	0	0	696
" No. 55	502	155	2	0	0	659	454	193	1	0	0	648
" No. 56	446	159	0	0	0	605	423	171	0	0	0	594
" No. 57	401	163	0	0	0	564	359	200	1	0	0	560
" No. 64	711	367	1	2	0	1081	621	433	1	2	1	1058
" No. 65	488	150	0	0	0	638	438	187	2	0	0	627
" No. 66	1038	294	1	0	0	1333	854	360	0	0	0	1314
" No. 67	587	197	1	1	0	786	548	230	0	1	0	779
TOTAL DISTRICT NO. 72 (Totaled in Section 6)	25164	8141	29	18	22	33374	23332	9445	36	23	21	32857

CLINTON	1459	287	0	1	4	1751	1394	318	1	2	8	1723
ROSEVILLE	13461	3590	10	6	10	17077	12650	4121	14	9	8	16802
FRASER	2232	1113	5	2	3	3355	1973	1279	6	3	3	3264
ST. CLAIR SHORES	2186	788	6	5	2	2987	2037	904	7	4	0	2952
WARREN	5826	2363	8	4	3	8204	5298	2823	8	5	2	8136

STATEMENT OF VOTES, GENERAL ELECTION, TUESDAY, NOVEMBER 3RD, 1964

UNITED STATES SENATOR

REPRESENTATIVE IN CONGRESS 12 DISTRICT

PHILIP A. HART	ELLY M. PETERSON	EVELYN SELL	JAMES SIM	ERNEST C. SMITH	TOTALS	JAMES G. O'HARA	ROBERT G. POWELL	LEON A. GARWOOD	TOTALS
572	152	0	1	2	727	571	143		714
461	65	0	1	3	530	463	52		515
433	76	1	1	0	511	434	67		501
719	125	0	0	0	844	721	111		832
573	102	0	0	0	675	574	92		666
837	146	3	0	1	987	822	148		970
769	133	0	0	0	902	787	140		897
767	139	1	1	1	909	745	135		880
690	239	1	0	0	930	626	244		900
884	244	1	0	1	1130	882	235		1117
769	195	0	0	3	967	776	190		956
504	110	1	0	1	616	505	102		607
585	171	1	1	0	758	585	157		742
643	150	0	1	0	794	630	146		776
716	179	0	0	0	895	711	166		877
646	152	0	0	1	799	636	144		780
701	151	0	0	0	852	701	136		837
534	126	0	1	1	662	543	110		653
720	169	1	1	1	892	732	148		880
710	132	0	1	0	843	715	122		837
705	238	0	0	0	943	704	223		927
835	261	0	1	1	1098	827	256		1083
544	151	0	0	0	695	529	156		685

DISTRICT NO. 72

Clinton—3rd Precinct
5th "
13th "

CITY OF ROSEVILLE

1st Precinct
2nd "
3rd "
4th "
5th "
6th "
7th "
8th "
9th "
10th "
11th "
12th "
13th "
14th "
15th "
16th "
17th "
18th "
19th "
20th "

CITY OF FRASER

1st Precinct
2nd "
3rd "
4th "

CITY OF ST. CLAIR SHORES

19th Precinct
21st "
31st "
32nd "

CITY OF WARREN

Precinct No. 52
" No. 53
" No. 54
" No. 55
" No. 56
" No. 57
" No. 64
" No. 65
" No. 66
" No. 67

TOTAL DISTRICT NO. 72
(Totaled in Section 6)

914	341	2	1	2	1260	912	328		1240
570	312	0	2	1	885	600	264		864
698	234	1	0	0	933	687	237		924
219	74	0	0	0	293	222	65		287
608	146	2	0	0	756	607	141		748
777	264	3	2	0	1046	769	250		1019
469	161	0	1	0	631	460	155		615
412	156	0	1	0	569	405	148		553
798	425	0	1	1	1225	760	430		1190
491	182	3	0	0	676	488	167		655
529	182	1	0	0	712	508	193		701
519	144	1	0	0	664	501	143		644
470	141	0	0	0	611	461	129		590
410	154	1	0	0	565	411	148		559
745	340	0	2	0	1087	719	329	1	1049
571	131	0	0	1	643	425	137		632
1061	274	0	0	1	1336	1024	261		1315
623	169	1	0	0	793	607	173		780
26141	7436	25	20	22	33644	25915	7081	1	32997

CLINTON	1466	293	1	3	5	1768	1464	262	1730
ROSEVILLE	13851	3313	9	7	11	17191	13781	3121	16902
FRASER	2401	961	3	3	3	3371	2421	894	3315
ST. CLAIR SHORES	2266	127	5	4	0	3002	2241	694	2935
WARREN	657	2142	1	3	3	8312	6004	2110	8115

STATEMENT OF VOTES, GENERAL ELECTION, TUESDAY, NOVEMBER 3RD, 1964

STATE SENATOR 26-27 DISTRICT Representative in State Legislature 72 District

NAMES OF TOWNSHIPS AND ELECTION DISTRICTS

John T. Bowman
Donald Brown

TOTAL

William Romano
Homer W. Hazelton

TOTALS

Warren N. Goemaere
Kenneth J. Matijow

TOTALS

DISTRICT NO. 72 COUNTING BOARD

Clinton—3rd Precinct

5th " 13th "

CITY OF ROSEVILLE

1st Precinct
2nd "
3rd "
4th "
5th "
6th "
7th "
8th "
9th "
10th "
11th "
12th "
13th "
14th "
15th "
16th "
17th "
18th "
19th "
20th "

216 111
575 95
829 146
763 138
754 136
704 216
907 216
770 145
515 96
595 156
647 128
705 163
659 133
718 133
534 113
726 150
727 117
682 238
795 262
538 153

827
670
925
901
890
920
1123
955
611
751
775
868
792
851
647
876
844
920
1057
691

699
501
492

46 12
538 160
450 55
423 70
685 129
539 113
763 165
714 159
713 163
642 248
835 270
743 194
459 147
551 180
580 187
680 187
607 170
660 179
507 136
685 175
686 131
665 257
794 281
478 198

58
698
505
493
814
652
948
873
876
890
1105
937
606
731
767
867
777
839
643
860
817
916
1075
676

CITY OF FRASER

1st Precinct
2nd "
3rd "
4th "

829 383
535 307
641 254
193 80

1212
842
895
273

832 366
515 313
636 256
197 86

1198
828
892
273

CITY OF ST. CLAIR SHORES

19th Precinct
21st "
31st "
32nd "

592 145
722 282
449 159
381 154

737
1004
608
535

577 151
711 295
436 157
371 157

728
1006
593
529

CITY OF WARREN

Precinct No. 52
" No. 53
" No. 54
" No. 55
" No. 56
" No. 57
" No. 64
" No. 65
" No. 66
" No. 67

685 486 1171
445 199 644
470 220 690
477 159 636
415 165 580
381 170 551
653 382 1035
454 166 620
992 310 1302
566 201 767

674 471
446 188
468 212
482 146
414 151
383 152
663 354
460 152
998 289
571 190

1145
634
680
628
565
535
1017
612
1287
761

TOTAL DISTRICT NO. 72
(Totaled in Section 6)

18201 4844

23050

6933 2755

9688

84297 8046

32333

CLINTON

1395 297 1692

1457 297

1754

ROSEVILLE

13859 3085 16944

13006 3563

16669

FRASER

2198 1024 3222

2170 1021

3191

ST. CLAIR SHORES

2144 740 2884

2095 760

2855

WARREN

5538 2454 7996

5559 2305

7864

MEMBER STATE BOARD OF EDUCATION
TWO YEAR TERM

LEON FILL	DONALD M. D. THURBER	KARLA PARKER	ELLEN M. SOLOMONSON	HENRY L. HILL	MARGARET WILLIS	TOTALS
509	537	172	162	2	0	1382
434	439	64	58	5	6	1006
410	420	75	72	2	2	981
658	694	129	121	0	0	1602
520	578	120	106	0	1	1295
757	790	177	179	1	2	1906
689	731	166	150	1	1	1738
690	720	156	144	0	1	1711
598	640	254	239	0	0	1731
811	841	268	255	0	0	2175
713	740	214	201	3	3	1874
445	478	127	114	0	0	1164
579	549	183	175	0	1	1427
546	580	188	163	0	0	1477
640	681	189	181	0	0	1691
578	615	165	159	1	1	1519
638	668	183	162	0	0	1651
460	500	157	142	1	2	1262
633	676	187	172	0	0	1668
647	684	133	122	0	1	1587
593	647	275	260	0	0	1775
719	789	305	282	1	1	2097
474	525	183	173	0	1	1336

- DISTRICT NO. 72**
 Clinton—3rd Precinct
 5th “
 13th “
CITY OF ROSEVILLE
 1st Precinct
 2nd “
 3rd “
 4th “
 5th “
 6th “
 7th “
 8th “
 9th “
 10th “
 11th “
 12th “
 13th “
 14th “
 15th “
 16th “
 17th “
 18th “
 19th “
 20th “

757	817	392	378	4	3	2351
423	487	348	319	0	1	1578
599	631	269	251	0	1	1751
161	177	98	92	0	0	528

- CITY OF FRASER**
 1st Precinct
 2nd “
 3rd “
 4th “

539	574	160	152	0	0	1425
669	711	299	287	0	0	1966
419	441	158	153	2	1	1174
347	371	168	159	0	1	1046

- CITY OF ST. CLAIR SHORES**
 19th Precinct
 21st “
 31st “
 32nd “

633	687	496	462	1	0	2279
392	442	209	202	0	0	1245
435	469	221	213	0	0	1338
437	456	172	165	0	0	1230
386	417	164	153	0	0	1120
343	376	176	159	0	0	1054
589	638	399	359	0	0	1985
421	446	179	164	0	0	1210
949	992	322	300	0	0	2563
535	565	207	196	0	1	1504

- CITY OF WARREN**
 Precinct No. 52
 “ No. 53
 “ No. 54
 “ No. 55
 “ No. 56
 “ No. 57
 “ No. 64
 “ No. 65
 “ No. 66
 “ No. 67

227	15					63402
24	169					
85	07					
79	56					
24						
31						

TOTAL DISTRICT NO. 72
(Totalled in Section 6)

CLINTON	1353	1396	311	292	9	8	3369
ROSEVILLE	1232	1307	379	350	8	15	32686
FRASER	1940	2112	1107	1040	4	5	6208
ST. CLAIR SHORES	1974	2097	785	751	2	2	5611
WARREN	5120	5484	2545	2373	1	1	15528

STATEMENT OF VOTES, GENERAL ELECTION, TUESDAY, NOVEMBER 3RD, 1964

MEMBER STATE BOARD OF EDUCATION
FOUR YEAR TERM

NAMES OF TOWNSHIPS AND ELECTION DISTRICTS	MARILYN JEAN KELLY	CARMEN L. DELLIQUADRI	JOYCE HATTON	BOURKE LODEWYK	HELEN KELLY	CLARA MARAVIN	TOTALS
DISTRICT NO. 72							
Clinton—3rd Precinct	528	513	172	170	2	0	1385
5th "	437	437	62	59	5	6	1006
13th "	415	406	84	77	2	2	986
CITY OF ROSEVILLE							
1st Precinct	660	661	140	135	0	0	1596
2nd "	538	521	122	116	0	0	1297
3rd "	768	755	181	191	1	1	1897
4th "	694	680	169	177	1	1	1722
5th "	701	687	162	159	2	0	1711
6th "	619	601	255	256	1	0	1732
7th "	826	800	276	271	0	0	2173
8th "	725	707	186	205	3	3	1829
9th "	465	451	118	130	1	0	1165
10th "	534	527	188	179	3	1	1432
11th "	568	570	183	164	0	0	1485
12th "	632	641	216	193	1	0	1683
13th "	579	575	185	171	1	2	1513
14th "	658	640	168	181	1	0	1648
15th "	473	464	162	156	1	1	1257
16th "	638	634	193	186	0	1	1652
17th "	668	646	130	132	1	0	1577
18th "	576	604	320	274	0	0	1774
19th "	746	720	315	318	1	1	2101
20th "	480	466	196	187	0	0	1329
CITY OF FRASER							
1st Precinct	x 727	758	451	417	5	3	2361
2nd "	444	429	353	337	1	1	1567
3rd "	580	584	318	289	0	1	1742
4th "	169	159	98	93	0	0	519
CITY OF ST. CLAIR SHORES							
19th Precinct	531	547	186	158	2	0	1424
21st "	623	684	352	294	0	0	1953
31st "	415	431	175	158	0	0	1179
32nd "	336	354	188	171	0	0	1049
CITY OF WARREN							
Precinct No. 52	646	637	511	494	0	1	2289
" No. 53	410	406	216	210	0	0	1242
" No. 54	453	439	220	222	0	0	1334
" No. 55	447	438	173	169	1	0	1228
" No. 56	398	396	163	154	0	0	1111
" No. 57	358	343	181	173	0	0	1055
" No. 64	611	587	393	392	1	0	1984
" No. 65	431	419	176	183	0	0	1209
" No. 66	974	942	310	327	1	0	2554
" No. 67	548	521	213	208	1	0	1491
TOTAL DISTRICT NO. 72 (Totaled in Section 6)	22999	22780	8862	8536	39	75	63241
CLINTON	1380	1356	318	306	9	8	3377
ROSEVILLE	12578	12350	3865	3781	16	11	32573
FRASER	1890	1920	1222	1136	6	5	6189
ST. CLAIR SHORES	1905	2016	901	781	2	0	5605
WARREN	5276	5128	2556	2532	4	1	15497

MEMBERS STATE BOARD OF EDUCATION
SIX YEAR TERM

THOMAS J. BRENNAN	PETER OPPEWALL	ROBERT P. BRIGGS	JOHN C. KREGER	MATTIE R. MAYS	CONSTANCE DIANE MOLETTE	TOTALS
531	505	174	164	2	0	1376
434	436	59	62	5	5	1001
421	403	81	71	2	2	980
681	643	151	128	0	0	1603
545	526	115	112	0	1	1299
781	750	198	171	1	1	1902
719	668	169	169	1	1	1727
720	682	169	152	0	0	1723
633	596	257	225	0	0	1711
839	800	271	254	0	0	2164
737	704	214	203	3	3	1864
472	444	136	117	1	0	1170
549	576	190	165	0	0	1420
578	539	188	168	0	0	1473
675	640	194	181	0	0	1690
609	567	174	167	1	1	1519
662	634	181	165	0	1	1643
498	462	158	144	1	1	1264
662	634	188	176	1	0	1661
673	640	138	133	0	0	1584
634	595	288	255	0	0	1772
752	701	332	307	1	1	2094
492	459	189	182	0	0	1322

- DISTRICT NO. 72**
 Clinton—3rd Precinct
 5th “
 13th “
CITY OF ROSEVILLE
 1st Precinct
 2nd “
 3rd “
 4th “
 5th “
 6th “
 7th “
 8th “
 9th “
 10th “
 11th “
 12th “
 13th “
 14th “
 15th “
 16th “
 17th “
 18th “
 19th “
 20th “

x 798	750	423	370	4	3	2348
465	421	347	328	0	0	1561
634	579	292	260	0	0	1765
175	156	94	93	0	0	518
563	537	163	154	1	0	1418
698	669	311	280	0	0	1958
446	421	162	153	0	0	1184
379	348	170	155	0	0	1052
694	631	498	475	0	0	2298
436	89	204	217	0	0	946
473	428	228	211	0	0	1340
457	431	179	166	0	1	1228
407	382	168	154	0	0	1111
362	336	176	172	0	0	1046
631	576	394	378	0	0	1979
446	418	183	160	0	0	1207
982	946	321	305	0	0	2554
560	578	212	204	0	0	1494

- CITY OF FRASER**
 1st Precinct
 2nd “
 3rd “
 4th “
CITY OF ST. CLAIR SHORES
 19th Precinct
 21st “
 31st “
 32nd “
CITY OF WARREN
 Precinct No. 52
 “ No. 53
 “ No. 54
 “ No. 55
 “ No. 56
 “ No. 57
 “ No. 64
 “ No. 65
 “ No. 66
 “ No. 67

TOTAL DISTRICT NO. 72
(Totaled in Section 6)

23897	22180	8739	8108	24	21	62969	
CLINTON	1386	1344	314	297	9	7	3357
ROSEVILLE	13011	12200	3900	3574	10	10	32605
FRASER	2072	1906	1156	1051	4	3	6192
ST. CLAIR SHORES	2086	1975	906	744	1	0	5612
WARREN	3442	4755	2563	2442	0	1	15203

STATEMENT OF VOTES, GENERAL ELECTION, TUESDAY, NOVEMBER 3RD, 1964

MEMBER STATE BOARD OF EDUCATION
EIGHT YEAR TERM

NAMES OF TOWNSHIPS AND ELECTION DISTRICTS	CHARLES E. MORTON	EDWIN L. NOVAK	ALVIN M. BENTLEY	JAMES F. O'NEIL	ELLA MAE PERRYMAN	JOHN R. THOMAS	TOTALS
DISTRICT NO. 72							
Clinton—3rd Precinct	503	252	184	172	0	0	1111
5th "	427	430	68	70	5	6	1006
13th "	407	409	84	77	2	3	982
CITY OF ROSEVILLE							
1st Precinct	634	661	169	143	0	0	1607
2nd "	519	521	134	124	0	0	1298
3rd "	734	745	210	213	1	1	1904
4th "	662	685	190	193	0	0	1730
5th "	676	690	178	175	0	0	1719
6th "	583	600	281	266	0	0	1730
7th "	775	804	305	289	0	0	2173
8th "	698	712	229	217	3	3	1862
9th "	430	440	166	150	0	1	1187
10th "	508	531	213	195	0	1	1448
11th "	537	548	207	205	0	0	1497
12th "	627	638	215	207	0	0	1682
13th "	563	593	180	173	1	2	1512
14th "	624	646	201	184	1	0	1656
15th "	448	484	168	156	1	1	1258
16th "	610	648	221	199	0	0	1676
17th "	648	657	143	147	0	0	1595
18th "	558	611	326	301	1	0	1795
19th "	700	723	345	340	1	1	2110
20th "	455	481	206	192	0	0	1334
CITY OF FRASER							
1st Precinct	694	757	468	433	3	3	2358
2nd "	406	418	392	373	0	0	1589
3rd "	527	589	337	310	0	0	1763
4th "	148	169	108	100	0	0	525
CITY OF ST. CLAIR SHORES							
19th Precinct	515	551	189	173	1	1	1430
21st "	624	676	353	324	0	0	1977
31st "	400	437	184	166	0	0	1187
32nd "	312	361	198	177	0	0	1048
CITY OF WARREN							
Precinct No. 52	596	656	528	523	0	0	2303
" No. 53	380	404	231	237	0	0	1252
" No. 54	431	444	240	228	2	0	1345
" No. 55	414	442	193	188	0	0	1237
" No. 56	376	390	177	180	0	0	1123
" No. 57	324	340	202	186	0	0	1052
" No. 64	550	604	431	420	1	0	2006
" No. 65	401	426	192	197	0	0	1216
" No. 66	922	960	355	330	0	0	2567
" No. 67	502	537	229	226	0	0	1494
TOTAL DISTRICT NO. 72 (Totaled in Section 6)	21841	22670	9630	9157	23	23	63344
CLINTON	1337	1041	336	319	7	9	3099
ROSEVILLE	11982	12418	4297	4067	9	10	32773
FRASER	1775	1933	1305	1216	3	3	6235
ST. CLAIR SHORES	1451	2025	924	840	1	1	5642
WARREN	4896	5203	2778	2715	3	0	15595

STATEMENT OF VOTES, GENERAL ELECTION, TUESDAY, NOVEMBER 3RD, 1964

MEMBERS BOARD OF TRUSTEES MICHIGAN STATE UNIVERSITY

FRANK HARTMAN	CLAIR WHITE	PAUL D. BAGWELL	JOHN S. PINGEL	THEOS A. GROVE	ALBERT MILLS	GRACE LEE BOGGS	EUGENE S. MCGUIRE	TOTALS
529	506	191	166	0	1	1	0	1394
438	431	71	58	0	0	6	0	1009
411	396	95	82	1	1	1	0	988
661	628	169	146	0	0	0	0	1604
524	510	143	118	0	2	0	0	1297
753	728	228	190	0	0	1	0	1901
685	642	217	191	0	0	0	0	1735
695	676	183	162	0	0	0	0	1716
602	567	299	259	0	0	0	0	1727
807	776	309	275	3	1	0	0	2171
725	693	241	204	0	0	3	3	1869
457	423	166	133	0	0	0	0	1179
533	513	205	180	0	0	0	0	1431
568	541	212	179	0	0	0	0	1500
633	621	220	202	0	0	0	0	1676
594	558	194	170	0	0	1	0	1519
656	628	201	172	0	0	0	0	1663
463	439	184	165	1	1	1	1	1259
629	600	231	195	2	2	1	0	1660
663	641	161	128	0	0	0	0	1593
583	542	346	300	0	0	0	0	1771
733	685	363	314	1	1	1	1	2099
478	443	225	186	0	0	0	0	1332

DISTRICT NO. 72

Clinton—3rd Precinct
5th "
13th "

CITY OF ROSEVILLE

1st Precinct
2nd "
3rd "
4th "
5th "
6th "
7th "
8th "
9th "
10th "
11th "
12th "
13th "
14th "
15th "
16th "
17th "
18th "
19th "
20th "

732	673	503	430	1	1	4	4	2348
432	406	393	362	2	1	1	0	1597
571	577	351	300	0	0	0	0	1739
163	148	116	93	0	0	0	0	520
530	506	204	175	0	2	0	0	1417
669	614	370	305	1	1	0	0	1960
418	404	194	165	0	0	0	1	1182
335	324	198	175	1	1	0	0	1034
638	592	534	509	2	3	0	0	2298
414	381	241	214	0	0	0	0	1250
444	423	252	224	0	0	0	0	1343
444	423	194	174	0	0	0	0	1235
392	358	199	160	0	0	1	1	1111
345	313	219	178	0	0	0	0	1055
585	535	453	398	2	2	0	0	1987
426	393	213	178	0	0	0	0	1210
952	912	377	323	0	0	0	0	2564
538	498	249	201	0	0	0	0	1492

CITY OF FRASER

1st Precinct
2nd "
3rd "
4th "

CITY OF ST. CLAIR SHORES

19th Precinct
21st "
31st "
32nd "

CITY OF WARREN

Precinct No. 52
" No. 53
" No. 54
" No. 55
" No. 56
" No. 57
" No. 64
" No. 65
" No. 66
" No. 67

TOTAL DISTRICT NO. 72
(Totaled in Section 6)

22848								63435
21627								
10146								
8735				17	20	22	20	
1378	1333	357	306	1	2	8	6	3391
12442	11854	4507	3869	7	7	8	8	32602
1898	1744	1363	1195	3	2	5	4	6204
1952	1948	966	820	2	4	0	1	5593
5178	4948	2953	2555	4	5	1	1	15545

CLINTON

ROSEVILLE

FRASER

ST. CLAIR SHORES

WARREN

STATEMENT OF VOTES, GENERAL ELECTION, TUESDAY, NOVEMBER 3RD, 1964

MEMBERS BOARD OF GOVERNORS WAYNE STATE UNIVERSITY

NAMES OF TOWNSHIPS AND ELECTION DISTRICTS	WILLIAM B. HALL	BENJAMIN M. ROSE	WILBER M. BRUCKER, JR.	CHARLES GERSHENSON	CHARLES FRASER	LOWELL E. MILLER	HELEN NUTTALL BROWN	LOUIS J. CLEAGE	TOTALS
DISTRICT NO. 72									
Clinton—3rd Precinct	522	507	182	159	0	1	0	0	1371
5th "	436	430	66	60	0	0	5	6	1003
13th "	413	402	82	75	2	2	1	1	978
CITY OF ROSEVILLE									
1st Precinct	666	640	148	130	0	0	0	0	1584
2nd "	531	578	131	115	1	0	0	0	1296
3rd "	764	741	200	186	0	0	1	1	1893
4th "	691	656	199	175	0	0	0	0	1721
5th "	697	675	165	161	0	0	1	0	1699
6th "	598	572	294	259	2	1	0	0	1726
7th "	800	785	285	269	1	1	0	0	2151
8th "	714	701	219	208	1	0	3	3	1849
9th "	458	436	147	125	0	0	0	0	1166
10th "	531	514	196	180	1	1	0	2	1425
11th "	561	531	206	177	0	0	0	0	1475
12th "	629	616	216	204	0	0	0	0	1665
13th "	587	562	182	166	0	0	1	1	1499
14th "	652	631	192	171	0	0	0	0	1646
15th "	476	444	173	152	1	1	2	1	1250
16th "	638	603	210	181	2	1	0	0	1635
17th "	657	641	144	128	1	1	0	1	1567
18th "	592	556	314	279	0	0	0	0	1741
19th "	735	701	330	306	1	2	2	2	2079
20th "	475	455	194	191	0	0	0	0	1315
CITY OF FRASER									
1st Precinct	x 749	692	468	407	2	0	4	3	2325
2nd "	436	404	380	339	2	2	0	0	1563
3rd "	577	528	327	298	2	0	0	0	1732
4th "	169	146	109	85	0	0	0	0	509
CITY OF ST. CLAIR SHORES									
19th Precinct	536	512	176	165	1	0	0	1	1391
21st "	666	627	331	306	2	2	0	0	1934
31st "	425	402	184	166	0	1	1	0	1179
32nd "	341	330	178	170	1	2	0	0	1022
CITY OF WARREN									
Precinct No. 52	662	609	515	494	2	3	1	0	2286
" No. 53	405	378	226	210	0	0	0	0	1219
" No. 54	450	441	229	215	0	0	0	0	1335
" No. 55	446	437	170	165	0	0	1	0	1219
" No. 56	383	362	185	172	1	0	0	0	1103
" No. 57	348	316	202	174	0	0	0	0	1040
" No. 64	610	530	410	365	2	4	0	0	1941
" No. 65	440	412	184	168	0	0	1	0	1205
" No. 66	960	925	335	324	0	1	0	0	2545
" No. 67	543	515	218	212	0	0	0	0	1488
TOTAL DISTRICT NO. 72 (Totaled in Section 6)	22163	21903	9312	8492	28	26	24	22	62770
CLINTON	1371	1339	330	294	2	3	6	7	3352
ROSEVILLE	1296	1178	4155	3763	11	8	10	11	32382
FRASER	1931	1770	1284	1129	6	2	4	3	6129
ST. CLAIR SHORES	1968	1871	869	807	4	5	1	1	5526
WARREN	5247	4945	2674	2494	5	8	3	0	15384

STATEMENT OF VOTES, GENERAL ELECTION, TUESDAY, NOVEMBER 3RD, 1964

PROSECUTING ATTORNEY

SHERIFF

GEORGE N. PARRIS

LESTER A. ALMSTADT
WILLIAM SUMNER

TOTALS

TOTALS

NAMES OF TOWNSHIPS AND ELECTION DISTRICTS

DISTRICT NO. 72

Clinton—3rd Precinct

5th "

13th "

CITY OF ROSEVILLE

1st Precinct

2nd "

3rd "

4th "

5th "

6th "

7th "

8th "

9th "

10th "

11th "

12th "

13th "

14th "

15th "

16th "

17th "

18th "

19th "

20th "

CITY OF FRASER

1st Precinct

2nd "

3rd "

4th "

CITY OF ST. CLAIR SHORES

19th Precinct

21st "

31st "

32nd "

CITY OF WARREN

Precinct No. 52

" No. 53

" No. 54

" No. 55

" No. 56

" No. 57

" No. 64

" No. 65

" No. 66

" No. 67

TOTAL DISTRICT NO. 72

(Totaled in Section 6)

569	569	520 152	712
460	460	465 50	515
443	443	446 63	503
713	713	700 121	821
564	564	556 102	658
820	820	797 166	963
767	767	744 145	889
762	762	747 133	880
689	689	668 229	897
402	402	883 221	1104
783	783	760 192	952
516	516	506 94	600
580	580	590 150	740
637	637	630 143	773
704	704	680 174	854
648	648	641 142	783
714	714	695 147	842
538	538	579 128	647
711	711	721 151	872
708	708	707 120	827
688	688	673 244	917
831	831	784 278	1062
539	539	519 168	687
912	912	882 336	1218
571	571	625 243	868
685	685	653 244	897
202	202	203 79	282
588	588	569 152	721
741	741	717 284	1001
462	462	449 152	601
384	384	369 152	521
763	763	694 454	1148
476	476	469 173	632
505	505	488 198	686
498	498	489 141	630
450	450	428 140	568
408	408	386 158	526
721	721	696 324	1020
488	488	466 153	621
1041	1041	1021 278	1299
594	594	580 182	762
25778	25775	25161 1358	32519
CLINTON 1472	1472	1465 265	1730
ROSEVILLE 13841	13841	13520 3048	16768
FRASER 2370	2370	2363 402	3265
ST. CLAIR SHORES 2175	2175	2104 740	2844
WARREN 5944	5944	5709 2203	7912

STATEMENT OF VOTES, GENERAL ELECTION, TUESDAY, NOVEMBER 3RD, 1964

NAMES OF TOWNSHIPS AND ELECTION DISTRICTS	COUNTY CLERK		COUNTY TREASURER	
	Edna Miller	Edgar D. Demison	TOTALS	TOTALS
DISTRICT NO. 72				
Clinton—3rd Precinct	546	158	704	571
5th "	451	58	509	464
13th "	421	74	495	439
CITY OF ROSEVILLE				
1st Precinct	688	129	817	719
2nd "	549	111	660	574
3rd "	777	178	955	822
4th "	718	160	878	752
5th "	734	144	878	751
6th "	638	236	874	697
7th "	850	249	1099	908
8th "	744	194	938	777
9th "	486	111	597	516
10th "	552	171	723	598
11th "	605	161	766	651
12th "	669	182	851	706
13th "	615	159	774	654
14th "	657	173	830	716
15th "	506	132	638	539
16th "	678	169	847	728
17th "	686	128	814	723
18th "	651	256	907	688
19th "	769	288	1057	826
20th "	508	178	686	536
CITY OF FRASER				
1st Precinct	x 817	378	1195	914
2nd "	576	283	859	596
3rd "	593	278	871	679
4th "	202	80	282	208
CITY OF ST. CLAIR SHORES				
19th Precinct	550	168	718	586
21st "	689	301	990	735
31st "	438	159	597	463
32nd "	352	163	515	384
CITY OF WARREN				
Precinct No. 52	696	468	1164	733
" No. 53	445	191	636	468
" No. 54	464	217	681	495
" No. 55	478	144	622	492
" No. 56	415	156	571	440
" No. 57	369	176	545	404
" No. 64	674	344	1023	703
" No. 65	445	174	619	482
" No. 66	988	310	1298	1039
" No. 67	568	194	762	594
TOTAL DISTRICT NO. 72 (Totaled in Section 6)	24822	7998	32210	25770
CLINTON	1418	240	1708	1474
ROSEVILLE	13075	3509	16584	13881
FRASER	2158	1019	3177	2397
ST. CLAIR SHORES	2089	791	2880	2168
WARREN	5542	2379	7921	5850

STATEMENT OF VOTES, GENERAL ELECTION, TUESDAY, NOVEMBER 3RD, 1964

REGISTER OF DEEDS

DRAIN COMMISSIONER

ARON BURR
JANE H. STOCKING
BESSIE BREINGAN

TOTALS

THOMAS S. WELSH
MARTIN LUTHER KING
R. L. SPIELES
R. L. SPIELES
NANCY H. MILLARD

TOTALS

NAMES OF TOWNSHIPS AND ELECTION DISTRICTS

561 145
451 55
429 69

706
506
498

569
457
434

569
457
434

DISTRICT NO. 72
Clinton—3rd Precinct
5th “
13th “

697 119
547 103
804 155
732 147
746 129
673 214
867 225
750 191
490 102
563 164
623 142
687 161
638 141
697 137
574 125
706 155
687 126
665 238
787 263
520 160

816
650
959
879
875
887
1092
941
592
727
765
848
780
834
639
861
813
903
1050
680

703
538
810
737
728
682
885
761
492
575
629
702
638
690
575
700
702
665
800
531

703
558
810
737
728
682
885
761
492
575
629
702
638
690
575
700
702
665
800
531

CITY OF ROSEVILLE
1st Precinct
2nd “
3rd “
4th “
5th “
6th “
7th “
8th “
9th “
10th “
11th “
12th “
13th “
14th “
15th “
16th “
17th “
18th “
19th “
20th “

860 337
567 268
633 243
191 84

1197
835
876
275

880
584
665
201

880
585
665
201

CITY OF FRASER
1st Precinct
2nd “
3rd “
4th “

575 144
720 261
443 152
365 150

719
981
595
515

592
747
475
385

592
747
475
385

CITY OF ST. CLAIR SHORES
19th Precinct
21st “
31st “
32nd “

686 450
437 185
473 197
479 140
418 146
387 152
690 313
457 157
1018 270
567 188

1136
622
670
619
564
539
1003
614
1288
755

728
472
475
500
450
400
708
487
1045
587

728
472
495
500
450
400
708
489
1045
589

CITY OF WARREN
Precinct No. 52
“ No. 53
“ No. 54
“ No. 55
“ No. 56
“ No. 57
“ No. 64
“ No. 65
“ No. 66
“ No. 67

24800
7303

32104

25324

3 1 1

25369

TOTAL DISTRICT NO. 72
(Totaled in Section 6)

CLINTON

1441 269

1710

1460

1460

ROSEVILLE

13393 3197

16591

13523

13503

FRASER

2251 932

3183

2320

2331

ST. CLAIR SHORES

2103 707

2810

2199

2199

WARREN

5612 2198

7810

5872

2 1 1

5876

STATEMENT OF VOTES, GENERAL ELECTION, TUESDAY, NOVEMBER 3RD, 1964

NAMES OF TOWNSHIPS AND ELECTION DISTRICTS	CORONERS			COUNTY SURVEYOR		
	TOTALS	JOSEPH C. SOMA	LAWRENCE L. KAISER	RALPH C. MILLARD	JOE HAUPT	TOTALS
DISTRICT NO. 72						
Clinton—3rd Precinct		538				538
5th "		446				446
13th "		434				434
CITY OF ROSEVILLE						
1st Precinct		707				707
2nd "		561				561
3rd "		801				801
4th "		746				746
5th "		739				739
6th "		671				671
7th "		883				883
8th "		768				768
9th "		499				499
10th "		576				576
11th "		621				621
12th "		694				694
13th "		625				626
14th "		706				706
15th "		407				407
16th "		705				705
17th "		690				690
18th "		669				669
19th "		810				810
20th "		533				533
CITY OF FRASER						
1st Precinct		901				901
2nd "		564				564
3rd "		660				660
4th "		191				191
CITY OF ST. CLAIR SHORES						
19th Precinct		584				584
21st "		728				728
31st "		445				445
32nd "		372				372
CITY OF WARREN						
Precinct No. 52		724				724
" No. 53		467				467
" No. 54		490				490
" No. 55		491				491
" No. 56		444				444
" No. 57		392				392
" No. 64		678				678
" No. 65		478				478
" No. 66		1036				1036
" No. 67		587		1	1	589
TOTAL DISTRICT NO. 72		25081		1	1	25084
(Totaled in Section 6)						
CLINTON		1438				1438
ROSEVILLE		13411		1		13412
FRASER		2316				2316
ST. CLAIR SHORES		2129				2129
WARREN		5789		1	1	5789

STATEMENT OF VOTES, GENERAL ELECTION, TUESDAY, NOVEMBER 3RD, 1964

INSPECTOR OF MINES

TOTALS

TOTALS

NAMES OF TOWNSHIPS AND ELECTION DISTRICTS

DISTRICT NO. 72

Clinton—3rd Precinct

5th “

13th “

CITY OF ROSEVILLE

1st Precinct

2nd “

3rd “

4th “

5th “

6th “

7th “

8th “

9th “

10th “

11th “

12th “

13th “

14th “

15th “

16th “

17th “

18th “

19th “

20th “

CITY OF FRASER

1st Precinct

2nd “

3rd “

4th “

CITY OF ST. CLAIR SHORES

19th Precinct

21st “

31st “

32nd “

CITY OF WARREN

Precinct No. 52

“ No. 53

“ No. 54

“ No. 55

“ No. 56

“ No. 57

“ No. 64

“ No. 65

“ No. 66

“ No. 67

TOTAL DISTRICT NO. 72

(Totaled in Section 6)

STATEMENT OF VOTES, GENERAL ELECTION, TUESDAY, NOVEMBER 3RD, 1964

NAMES OF TOWNSHIPS AND ELECTION DISTRICTS	HARVEY R. DEAN	FRED NICHOLSON	ALLEN F. RUSH	MICHAEL DAVID SCHWARTZ	KENNETH N. SANBORN	SUSAN SHEPHERD	TOTALS
MACOMB COUNTY COLLEGE TRUSTEE							
DISTRICT NO. 72							
Clinton—3rd Precinct	58	56	30	82	172		398
5th "	30	30	16	39	90		205
13th "	83	68	39	31	51		272
CITY OF ROSEVILLE							
1st Precinct	40	172	74	67	69		422
2nd "	29	38	98	70	94		329
3rd "	75	93	33	117	172	1	491
4th "	114	105	51	181	64		515
5th "	122	139	49	53	68		431
6th "	57	169	80	108	95		509
7th "	68	103	153	114	203		641
8th "	109	85	47	134	188		563
9th "	74	79	38	107	58		356
10th "	93	115	39	31	72		350
11th "	58	176	67	60	100		461
12th "	71	64	93	67	122		417
13th "	69	73	38	127	125		432
14th "	121	121	52	170	67		531
15th "	117	114	48	39	61		379
16th "	54	183	64	89	77		467
17th "	59	71	109	70	112		421
18th "	85	99	53	88	161		486
19th "	135	88	84	239	100		646
20th "	122	102	37	61	94		416
CITY OF FRASER							
1st Precinct	97	271	116	164	194		842
2nd "	68	93	89	82	228		560
3rd "	88	96	61	143	226		614
4th "	32	38	25	32	44		171
CITY OF ST. CLAIR SHORES							
19th Precinct	135	114	64	53	67		433
21st "	50	225	123	128	86		612
31st "	39	33	96	85	101		354
32nd "	79	42	33	95	102		351
CITY OF WARREN							
Precinct No. 52	207	169	77	219	87		759
" No. 53	152	123	62	52	73		462
" No. 54	32	162	70	78	69		411
" No. 55	55	30	110	84	91		370
" No. 56	92	48	29	118	130		417
" No. 57	95	104	39	135	35		408
" No. 64	240	244	87	63	97		731
" No. 65	38	147	68	50	90		393
" No. 66	103	89	215	194	224		825
" No. 67	162	77	41	119	154		553
TOTAL DISTRICT NO. 72 (Totaled in Section 6)	3607	4448	2797	4038	4513	1	19404
CLINTON	171	154	85	162	313		875
ROSEVILLE	1672	2189	1307	1992	2102	1	9263
FRASER	285	498	291	421	692		2187
ST. CLAIR SHORES	303	414	316	361	356		1750
WARREN	1176	1193	798	1112	1050		5329

TOTALS

TOTALS

NAMES OF
TOWNSHIPS AND
ELECTION DISTRICTS

DISTRICT NO. 72

Clinton—3rd Precinct

5th “

13th “

CITY OF ROSEVILLE

1st Precinct

2nd “

3rd “

4th “

5th “

6th “

7th “

8th “

9th “

10th “

11th “

12th “

13th “

14th “

15th “

16th “

17th “

18th “

19th “

20th “

CITY OF FRASER

1st Precinct

2nd “

3rd “

4th “

CITY OF ST. CLAIR SHORES

19th Precinct

21st “

31st “

32nd “

CITY OF WARREN

Precinct No. 52

“ No. 53

“ No. 54

“ No. 55

“ No. 56

“ No. 57

“ No. 64

“ No. 65

“ No. 66

“ No. 67

TOTAL DISTRICT NO. 72

(Totaled in Section 6)

STATEMENT OF VOTES, GENERAL ELECTION, TUESDAY, NOVEMBER 3RD, 1964

NAMES OF TOWNSHIPS AND ELECTION DISTRICTS	JUDGES OF THE COURT OF APPEALS						TOTALS	CIRCUIT JUDGE		TOTALS
	DONALD R. FREEMAN	THOMAS GILES KAHNAGAN	LOUIS D. MCGREGOR	FRANCIS L. O'BRIEN	TIMOTHY C. QUINN	FARRELL E. ROBERTS		EDWARD J. GALLAGHER	FRANK E. JEANNETTE	
DISTRICT NO. 72										
Clinton—3rd Precinct	80	309	222	251	87	80	1029	127	304	431
5th "	37	58	88	97	72	49	401	91	141	232
13th "	50	101	55	205	133	151	695	71	249	320
CITY OF ROSEVILLE										
1st Precinct	203	202	115	160	207	183	1070	252	177	429
2nd "	190	260	90	110	48	186	884	118	265	383
3rd "	253	397	258	206	103	101	1318	308	223	523
4th "	90	429	308	368	121	101	1417	157	376	533
5th "	94	172	244	301	191	95	1097	213	235	448
6th "	152	287	149	349	226	219	1392	169	384	553
7th "	286	270	178	220	326	319	1599	336	324	660
8th "	271	381	153	229	122	278	1434	221	329	550
9th "	170	258	176	129	94	78	903	181	178	359
10th "	75	256	180	209	88	84	892	105	279	384
11th "	119	203	247	285	198	103	1155	222	259	481
12th "	113	210	113	289	187	163	1075	145	321	466
13th "	154	235	128	164	185	161	1027	211	292	503
14th "	268	410	136	218	121	266	1419	155	408	563
15th "	199	287	190	150	108	87	1021	227	190	417
16th "	107	344	245	307	113	110	1226	159	342	501
17th "	93	156	237	277	187	85	1035	274	188	462
18th "	154	234	152	304	212	223	1279	164	356	520
19th "	298	318	226	269	335	309	1755	406	255	661
20th "	203	307	135	190	103	194	1132	159	278	437
CITY OF FRASER										
1st Precinct	423	526	423	363	264	258	2255	404	430	834
2nd "	138	326	241	282	208	190	1385	169	411	580
3rd "	231	270	338	392	266	188	1685	341	295	636
4th "	52	83	64	97	63	65	424	81	106	187
CITY OF ST. CLAIR SHORES										
19th Precinct	192	170	112	164	206	213	1057	201	258	459
21st "	271	437	173	258	167	297	1603	267	418	685
31st "	181	254	192	126	92	85	930	160	236	396
32nd "	103	223	152	195	105	120	898	169	201	370
CITY OF WARREN										
Precinct No. 52	224	385	370	432	325	249	1985	620	263	883
" No. 53	108	235	133	293	188	190	1147	305	217	522
" No. 54	184	186	141	171	209	188	1079	299	144	443
" No. 55	166	264	97	135	110	186	958	250	176	426
" No. 56	173	310	208	173	111	94	1069	323	147	470
" No. 57	92	270	195	238	115	109	1019	283	180	463
" No. 64	202	323	356	402	294	207	1784	509	321	830
" No. 65	84	153	120	270	169	173	969	306	148	454
" No. 66	383	359	246	345	423	406	2162	664	301	965
" No. 67	269	364	152	244	141	220	1390	373	243	616
TOTAL DISTRICT NO. 72 (Totaled in Section 6)	7135	11220	7738	9857	7023	7061	52034	10187	10848	21035
CLINTON	167	468	365	553	292	280	2125	289	694	983
ROSEVILLE	3492	5614	3660	4734	3275	3345	24130	4174	5659	9833
FRASER	844	1205	1066	1134	801	699	5749	995	1242	2237
ST. CLAIR SHORES	747	1084	629	733	570	715	4478	797	1113	1910
WARREN	1885	2849	2019	2703	2085	2022	13562	3932	2140	6072

STATEMENT OF VOTES, GENERAL ELECTION, TUESDAY, NOVEMBER 3RD, 1964

Francis A. Castellucci
Joseph V. Trombly

JUDGE OF PROBATE 8 YR.

Donald J. Parent
Judge of Probate 6 YR.

TOTALS

TOTALS

NAMES OF TOWNSHIPS AND ELECTION DISTRICTS

176 246
115 119
98 182

422 299
234 131
280 206

299
131
206

DISTRICT NO. 72
Clinton—3rd Precinct
5th "
13th "

294 136
123 251
347 148
230 307
323 137
281 266
490 189
276 290
258 106
140 219
270 201
200 241
245 178
258 291
282 120
192 282
273 149
240 392
442 218
223 204

430 315
374 264
495 366
537 397
460 311
547 360
679 471
566 399
364 247
359 247
471 334
441 310
463 300
549 392
402 309
474 335
422 320
632 386
660 477
427 308

315
264
366
397
311
360
471
399
247
247
334
310
300
392
309
335
320
386
477
308

CITY OF ROSEVILLE
1st Precinct
2nd "
3rd "
4th "
5th "
6th "
7th "
8th "
9th "
10th "
11th "
12th "
13th "
14th "
15th "
16th "
17th "
18th "
19th "
20th "

579 300
262 313
415 238
102 97

879 616
575 432
653 465
199 120

616
432
465
120

CITY OF FRASER
1st Precinct
2nd "
3rd "
4th "

288 192
362 293
204 194
207 168

480 286
655 453
398 271
375 251

286
453
271
251

CITY OF ST. CLAIR SHORES
19th Precinct
21st "
31st "
32nd "

436 373
257 245
232 202
223 177
241 202
271 223
365 422
204 217
522 383
321 274

809 580
496 379
434 319
400 283
443 316
444 300
787 547
425 320
905 650
595 434

580
379
319
283
316
300
547
320
650
434

CITY OF WARREN
Precinct No. 52
" No. 53
" No. 54
" No. 55
" No. 56
" No. 57
" No. 64
" No. 65
" No. 66
" No. 67

11265
9395

20640

14508

14508

TOTAL DISTRICT NO. 72
(Totaled in Section 6)

CLINTON 349 547

936 636

636

ROSEVILLE 5927 4325

9752 6848

6848

FRASER 1358 948

2306 1633

1633

ST. CLAIR SHORES 1061 847

1908 1263

1263

WARREN 3020 2718

5738 4128

4128

STATEMENT OF VOTES, GENERAL ELECTION, TUESDAY, NOVEMBER 3RD, 1964

NAMES OF TOWNSHIPS AND ELECTION DISTRICTS	REFERENDUM ON ACT 240 PA 1964 (MASSACHUSETTS BALLOT)					
	YES	NO	YES	NO	YES	NO
DISTRICT NO. 72						
Clinton—3rd Precinct	182	450				
5th "	69	248				
13th "	82	360				
CITY OF ROSEVILLE						
1st Precinct	138	548				
2nd "	119	400				
3rd "	191	545				
4th "	203	571				
5th "	168	573				
6th "	230	548				
7th "	283	664				
8th "	211	595				
9th "	148	374				
10th "	186	434				
11th "	205	436				
12th "	201	522				
13th "	169	506				
14th "	174	560				
15th "	157	421				
16th "	189	540				
17th "	132	578				
18th "	271	497				
19th "	309	627				
20th "	184	418				
CITY OF FRASER						
1st Precinct	406	689				
2nd "	282	430				
3rd "	318	514				
4th "	91	151				
CITY OF ST. CLAIR SHORES						
19th Precinct	118	498				
21st "	197	569				
31st "	121	296				
32nd "	133	319				
CITY OF WARREN						
Precinct No. 52	357	490				
" No. 53	200	323				
" No. 54	139	297				
" No. 55	139	297				
" No. 56	156	297				
" No. 57	142	286				
" No. 64	293	449				
" No. 65	128	280				
" No. 66	258	662				
" No. 67	181	451				
TOTAL DISTRICT NO. 72	7860	18713				
(Totaled in Section 6)						
CLINTON	333	1058				
ROSEVILLE	3868	10357				
FRASER	1097	1784				
ST. CLAIR SHORES	569	1682				
WARREN	1993	3832				

NAMES OF
TOWNSHIPS AND
ELECTION DISTRICTS

YES	NO	YES	NO	YES	NO
-----	----	-----	----	-----	----

DISTRICT NO. 72

Clinton—3rd Precinct

5th “

13th “

CITY OF ROSEVILLE

1st Precinct

2nd “

3rd “

4th “

5th “

6th “

7th “

8th “

9th “

10th “

11th “

12th “

13th “

14th “

15th “

16th “

17th “

18th “

19th “

20th “

CITY OF FRASER

1st Precinct

2nd “

3rd “

4th “

CITY OF ST. CLAIR SHORES

19th Precinct

21st “

31st “

32nd “

CITY OF WARREN

Precinct No. 52

“ No. 53

“ No. 54

“ No. 55

“ No. 56

“ No. 57

“ No. 64

“ No. 65

“ No. 66

“ No. 67

TOTAL DISTRICT NO. 72

(Totaled in Section 6)

CANVASS OF VOTES CAST

— AT THE —

GENERAL ELECTION

— HELD ON —

Tuesday, the 3rd day of November, A. D. 1964

AND CANVASSED BY THE BOARD OF COUNTY CANVASSERS

of _____ County, Michigan

THE "KAZOO" CANVASS BOOK AND LOOSE LEAF
ELECTION RECORD, COMBINED

By the use of this Canvass Book much time and labor is saved. It completely covers the canvass of the Election Returns by the Board of County Canvassers, and when signed by the members of said Board and County Clerk makes a perfect Election Record.

MANUFACTURED BY

DOUBLEDAY BROS. & CO.

**ELECTION SUPPLY MANUFACTURERS
STATIONERS AND PRINTERS**

1919 East Kilgore Road

• KALAMAZOO, MICHIGAN

STATEMENT OF VOTES, GENERAL ELECTION, TUESDAY, NOVEMBER 3RD, 1964

PRESIDENT AND VICE-PRESIDENT OF THE UNITED STATES

NAMES OF TOWNSHIPS AND ELECTION DISTRICTS	LYNDON B. JOHNSON and HUBERT H. HUMPHREY	BARRY GOLDWATER and WILLIAM E. MILLER	CLIFTON DE BERRY and EDWARD SHAW	ERIC HASS and HENNING BLOMEN	TOTALS	
DISTRICT NO. 73						
CITY OF WARREN						
Precinct No. 22	476	380 94	0	0	474	
" No. 23	584	489 84	2	0	573	
" No. 24	737	608 118	1	0	727	
" No. 25	361	284 73	1	0	358	
" No. 26	389	301 83	1	0	385	
" No. 32	979	769 203	3	2	977	
" No. 33	738	587 136	3	2	728	
" No. 34	769	576 186	0	0	762	
" No. 35	554	437 110	0	0	547	
" No. 36	569	450 114	1	0	565	
CITY OF CENTER LINE						
1st Precinct	1238	977 248	0	0	1225	
2nd "	1118	909 195	1	3	1108	
3rd "	971	788 169	0	0	957	
4th "	1128	896 219	0	2	1111	
CITY OF EAST DETROIT						
1st Precinct	559	455 97	0	0	552	
2nd "	928	715 195	1	0	911	
3rd "	689	499 174	0	1	674	
4th "	840	502 317	0	1	820	
5th "	809	642 158	1	0	801	
6th "	785	599 172	0	1	772	
7th "	769	648 115	0	0	763	
8th "	933	687 235	1	0	923	
9th "	412	307 96	2	0	405	
10th "	603	488 111	0	0	599	
11th "	578	470 102	0	0	572	
12th "	758	577 167	3	1	748	
13th "	843	644 188	1	1	834	
14th "	909	707 185	0	1	893	
15th "	1056	830 201	1	0	1032	
16th "	720	571 138	1	1	711	
17th "	883	624 239	1	1	865	
18th "	809	609 185	2	0	796	
19th "	739	580 149	2	0	731	
20th "	605	455 142	0	0	597	
21st "	753	602 139	0	0	741	
22nd "	715	601 104	0	1	706	
23rd "	968	805 146	1	1	953	
24th "	805	649 148	0	0	797	
25th "	482	397 79	1	0	477	
	29,561					
TOTAL DISTRICT NO. 73 (Totaled in Section 6)		23,106	6,017	91	19	29,170
WARREN	6156	4879	1201	12	4	6096
CENTER LINE	4455	3564	831	1	5	4401
EAST DETROIT	18950	14663	3982	18	10	18673

GOVERNOR AND LIEUTENANT GOVERNOR

NEIL STAEBLER and ROBERT A. DERENGOSKI	GEORGE ROMNEY and WILLIAM G. MILLIKEN	FRANK LOVELL and HARRIET TALAN	JAMES C. HORVATH and W. CLIFFORD BENTLEY	ALBERT B. CLEAGE, JR. and JAMES JACKSON	TOTALS	NAMES OF TOWNSHIPS AND ELECTION DISTRICTS
275190	0	1	0	0	466	DISTRICT NO. 73
352219	3	0	0	0	574	CITY OF WARREN
408314	2	0	0	0	724	Precinct No. 22
208138	0	0	0	0	346	" No. 23
206178	2	0	0	0	386	" No. 24
516432	1	2	1	0	952	" No. 25
392323	2	1	0	0	718	" No. 26
338410	0	1	0	0	749	" No. 32
294246	0	0	0	0	540	" No. 33
280274	2	0	1	0	557	" No. 34
						" No. 35
						" No. 36
632555	1	1	0	0	1189	CITY OF CENTER LINE
584504	2	2	0	0	1092	1st Precinct
542385	1	0	1	0	929	2nd "
577510	1	2	0	0	1090	3rd "
						4th "
333203	0	0	0	0	536	CITY OF EAST DETROIT
463433	5	1	1	0	902	1st Precinct
291379	1	2	1	0	674	2nd "
283533	0	1	0	0	817	3rd "
418353	5	1	0	0	777	4th "
408346	2	1	0	0	757	5th "
420332	2	0	0	0	754	6th "
413490	1	1	0	0	905	7th "
198193	2	0	1	0	394	8th "
329260	0	0	0	0	589	9th "
329236	0	0	0	0	565	10th "
359371	3	1	0	0	734	11th "
387420	0	1	0	0	808	12th "
498379	1	1	1	2	881	13th "
580428	4	0	1	1	1013	14th "
373331	1	1	0	0	706	15th "
373480	1	1	0	0	855	16th "
373388	1	1	0	0	763	17th "
390330	3	0	0	0	723	18th "
260327	1	0	0	0	588	19th "
387345	0	0	0	0	732	20th "
399295	0	1	0	0	695	21st "
576350	1	1	0	0	928	22nd "
388386	1	1	0	0	776	23rd "
248215	1	0	0	0	464	24th "
						25th "
15080	13481	53	26	8	28648	TOTAL DISTRICT NO. 73
						(Totaled in Section 6)
WARREN	3269	12	5	2	6012	
	2724					
CENTERLINE	2335	5	5	1	4300	
	1954					
EAST DETROIT	9476	36	16	5	18336	
	8803					

STATEMENT OF VOTES, GENERAL ELECTION, TUESDAY, NOVEMBER 3RD, 1964

NAMES OF TOWNSHIPS AND ELECTION DISTRICTS	SECRETARY OF STATE					TOTALS	ATTORNEY GENERAL					TOTALS
	JAMES M. HARE	ALLISON GREEN	JAN GARRETT	RALPH W. MUNCY	LOY A. COHEN		FRANK J. KELLEY	MEYER WARSHAWSKY	ROBERT FINK	WILLIAM WALBRIDGE	ALLEN BIBB	
DISTRICT NO. 73												
CITY OF WARREN												
Precinct No. 22	364	96	1	0	0	461	352	99	1	0	0	452
" No. 23	472	92	1	0	0	565	459	101	2	0	0	562
" No. 24	577	124	0	0	0	701	535	145	1	2	0	683
" No. 25	259	67	0	0	1	327	244	81	0	1	0	326
" No. 26	291	81	0	0	0	372	279	85	0	0	0	364
" No. 32	729	199	1	3	0	932	700	216	1	3	0	920
" No. 33	583	119	3	2	1	708	553	137	1	1	0	692
" No. 34	536	195	0	0	1	732	502	218	0	0	2	722
" No. 35	423	107	0	0	0	530	399	116	0	0	0	515
" No. 36	427	112	1	1	0	542	389	144	0	0	0	533
CITY OF CENTER LINE												
1st Precinct	880	258	1	0	0	1139	827	298	2	0	0	1127
2nd "	852	207	1	2	0	1062	806	240	2	2	0	1050
3rd "	739	161	1	0	0	901	693	184	0	2	0	879
4th "	805	235	0	2	1	1033	749	267	0	2	1	1019
CITY OF EAST DETROIT												
1st Precinct	423	96	0	0	0	519	406	108	1	0	0	515
2nd "	659	203	1	0	0	863	612	233	1	0	2	848
3rd "	448	192	0	1	2	643	411	217	0	2	1	631
4th "	454	318	1	1	0	774	420	341	0	2	0	763
5th "	558	162	1	0	1	722	532	176	2	1	1	712
6th "	549	174	2	0	0	725	513	196	0	0	0	709
7th "	595	134	0	0	0	729	552	141	1	0	0	714
8th "	613	261	0	0	0	874	567	298	0	0	0	865
9th "	283	95	2	0	0	380	263	108	0	0	0	371
10th "	458	113	1	0	0	572	439	125	0	0	0	564
11th "	449	93	0	0	0	542	430	111	0	0	1	542
12th "	511	186	2	1	0	700	470	203	2	3	0	678
13th "	563	182	0	0	0	745	502	228	1	0	0	731
14th "	665	177	0	1	4	847	629	209	0	1	2	841
15th "	773	212	0	0	0	985	742	227	3	1	0	973
16th "	530	151	0	1	1	683	505	170	0	1	0	676
17th "	574	249	2	1	0	826	537	292	1	1	0	821
18th "	539	205	1	0	0	745	481	237	1	0	0	719
19th "	537	159	2	2	2	702	507	182	1	0	0	690
20th "	403	156	1	0	0	560	376	179	0	0	0	555
21st "	581	140	1	0	0	722	548	161	0	0	1	710
22nd "	543	121	0	1	0	665	515	145	0	1	0	661
23rd "	755	142	1	1	0	899	731	158	1	1	0	891
24th "	576	170	4	0	1	751	546	200	2	1	0	749
25th "	357	92	1	0	0	450	332	107	1	0	0	440
TOTAL DISTRICT NO. 73 (Totaled in Section 6)	21333	6226	93	20	15	27626	20043	7103	28	26	11	27213
WARREN	4661	1192	7	6	3	5870	4412	1342	6	7	2	5769
CENTER LINE	3276	851	3	4	1	4135	3075	989	4	6	1	4075
EAST DETROIT	13396	4183	23	10	11	17623	12556	4772	18	15	8	17369

STATEMENT OF VOTES, GENERAL ELECTION, TUESDAY, NOVEMBER 3RD, 1964

UNITED STATES SENATOR

REPRESENTATIVE IN CONGRESS /2 DISTRICT

PHILIP A. HART	ELLY M. PETERSON	EVELYN SELL	JAMES SIM	ERNEST C. SMITH	TOTALS	JAMES G. O'HARA	ROBERT G. POWELL	LEON A. GARWOOD	TOTALS
371 89	0	0	0	0	460	373	77		450
480 92	1	0	0	1	574	481	85		566
579 129	0	0	0	1	709	573	117		690
261 69	0	0	0	0	330	267	61		328
297 76	1	0	0	0	374	290	73		363
749 186	1	2	0	0	938	755	162		917
594 114	2	1	0	0	711	589	105		694
564 177	0	0	0	0	741	547	176		723
431 100	0	0	0	0	531	432	94		526
444 100	0	1	0	0	545	436	103		539
914 235	1	0	0	0	1150	876	244		1120
866 193	1	2	1	1	1063	869	176		1046
758 153	1	0	1	1	913	746	148		894
846 202	0	2	0	0	1050	838	188		1026
433 94	0	0	0	0	527	425	88		513
672 191	3	0	0	0	866	662	187		849
460 181	0	0	0	1	642	467	175		642
462 321	0	1	1	1	785	456	309		765
583 147	1	2	1	1	734	576	141		717
562 172	0	0	0	0	734	558	160		718
608 127	0	0	0	0	735	592	133		725
652 244	0	0	0	0	896	622	242		864
282 95	1	0	0	0	378	279	90		369
460 113	0	0	0	0	573	467	99		566
461 90	0	2	0	0	553	461	85		546
532 172	3	1	0	0	708	525	151		676
598 162	0	1	0	0	761	560	168		728
686 168	2	0	1	1	857	671	163		834
797 201	1	0	1	1	1000	789	193		982
548 137	0	1	0	0	686	545	126		671
605 232	2	1	0	0	840	594	230		824
562 190	1	0	0	0	753	541	183		724
567 141	1	0	0	0	709	552	139		691
419 148	0	0	0	0	567	429	127		556
590 132	0	0	0	0	722	581	131		712
550 119	0	1	0	0	670	552	110		662
772 130	1	1	0	0	904	769	125		894
605 153	2	1	0	0	761	610	149		759
366 86	2	0	0	0	454	363	81		444
2198		25	20	9	27904	21718	5594	1	27313

DISTRICT NO. 73

CITY OF WARREN

- Precinct No. 22
- " No. 23
- " No. 24
- " No. 25
- " No. 26
- " No. 32
- " No. 33
- " No. 34
- " No. 35
- " No. 36

CITY OF CENTER LINE

- 1st Precinct
- 2nd "
- 3rd "
- 4th "

CITY OF EAST DETROIT

- 1st Precinct
- 2nd "
- 3rd "
- 4th "
- 5th "
- 6th "
- 7th "
- 8th "
- 9th "
- 10th "
- 11th "
- 12th "
- 13th "
- 14th "
- 15th "
- 16th "
- 17th "
- 18th "
- 19th "
- 20th "
- 21st "
- 22nd "
- 23rd "
- 24th "
- 25th "

TOTAL DISTRICT NO. 73
(Totaled in Section 6)

WARREN	4770	5	4	2	5913	4743	1053	5796
	1132							
CENTER LINE	3384	3	4	2	4176	3329	756	4086
	783							
EAST DETROIT	13832	20	12	5	17815	13646	3785	17431
	3946							

STATEMENT OF VOTES, GENERAL ELECTION, TUESDAY, NOVEMBER 3RD, 1964

NAMES OF TOWNSHIPS AND ELECTION DISTRICTS

STATE SENATOR 26-27 DISTRICT

Representative in State Legislature 73 District

John T. BOWMAN
DONALD BROWN

TOTALS

WILLIAM ROMANO
HOMER W. HAZELTON

TOTALS

HAROLD B. CLARK
DONALD ELLIOTT

TOTALS

DISTRICT NO. 73

CITY OF WARREN

- Precinct No. 22
- " No. 23
- " No. 24
- " No. 25
- " No. 26
- " No. 32
- " No. 33
- " No. 34
- " No. 35
- " No. 36

351 95	446	363	363
462 101	563	471	471
549 120	669	551	551
250 74	324	243	243
283 91	374	279	279
708 210	918	729	729
577 121	698	570	570
502 213	715	525	525
407 104	511	421	421
407 118	525	413	413

CITY OF CENTER LINE

- 1st Precinct
- 2nd "
- 3rd "
- 4th "

841 308	1149	835	835
818 249	1067	828	828
712 201	913	720.1	721
769 278	1047	774	774

CITY OF EAST DETROIT

- 1st Precinct
- 2nd "
- 3rd "
- 4th "
- 5th "
- 6th "
- 7th "
- 8th "
- 9th "
- 10th "
- 11th "
- 12th "
- 13th "
- 14th "
- 15th "
- 16th "
- 17th "
- 18th "
- 19th "
- 20th "
- 21st "
- 22nd "
- 23rd "
- 24th "
- 25th "

428 85	513	416	416
646 192	838	641	641
464 169	633	451	451
462 246	758	455	455
569 140	709	542	542
552 158	710	541	541
583 139	717	583	583
598 248	846	600	600
274 86	360	265	265
456 101	557	454	454
451 91	542	443	443
484 166	650	487	487
545 167	712	547	547
647 173	820	651	651
785 189	974	779	779
541 127	668	538	538
556 251	807	559	559
522 189	711	519	519
537 144	681	528	528
414 133	547	417	417
576 133	709	575	575
537 110	647	526	526
741 127	868	738	738
568 165	733	566	566
347 87	434	349	349

TOTAL DISTRICT NO. 73
(Totaled in Section 6)

13283 3861 17144 13170 13170

WARREN

4496 1247 5743 4565 4565

CENTER LINE

3140 1036 4176 3157 3158

EAST DETROIT

13283 3861 17144 13170 13170

MEMBER STATE BOARD OF EDUCATION
TWO YEAR TERM

LEON FILL	DONALD M. D. THURBER	KARLA PARKER	ELLEN M. SOLOMONSON	HENRY L. HILL	MARGARET WILLIS	TOTALS
343	355	98	86	0	1	883
435	458	101	97	0	0	1091
514	536	133	125	2	0	1310
234	240	76	67	2	1	620
260	275	87	78	0	0	700
665	700	200	182	1	1	1749
524	557	131	115	2	0	1329
460	500	222	205	0	0	1387
376	406	109	103	1	0	995
379	410	116	111	0	1	1017
803	832	262	246	1	0	2144
746	800	213	197	0	0	1956
665	702	159	147	0	0	1673
721	760	234	218	0	0	1933
401	412	92	89	2	1	997
583	610	219	207	0	0	1619
405	431	198	189	1	1	1225
396	427	324	315	0	0	1462
495	527	159	144	0	0	1325
497	533	175	170	0	1	1376
538	564	143	127	0	0	1372
547	586	253	246	0	0	1626
243	261	88	85	0	0	677
418	433	119	113	0	1	1084
413	432	106	96	0	0	1047
449	480	179	170	0	0	1278
487	529	193	169	0	0	1378
604	638	175	164	2	3	1586
726	753	207	198	0	1	1885
492	517	142	136	0	0	1287
520	551	263	245	0	0	1579
472	503	200	198	0	0	1373
493	512	158	146	1	0	1310
368	389	150	145	1	0	1053
528	555	151	148	0	0	1382
494	520	126	119	0	0	1259
706	734	145	125	1	0	1711
519	557	178	173	2	1	1430
324	343	94	86	0	1	848

DISTRICT NO. 73
CITY OF WARREN

- Precinct No. 22
- " No. 23
- " No. 24
- " No. 25
- " No. 26
- " No. 32
- " No. 33
- " No. 34
- " No. 35
- " No. 36

CITY OF CENTER LINE

- 1st Precinct
- 2nd "
- 3rd "
- 4th "

CITY OF EAST DETROIT

- 1st Precinct
- 2nd "
- 3rd "
- 4th "
- 5th "
- 6th "
- 7th "
- 8th "
- 9th "
- 10th "
- 11th "
- 12th "
- 13th "
- 14th "
- 15th "
- 16th "
- 17th "
- 18th "
- 19th "
- 20th "
- 21st "
- 22nd "
- 23rd "
- 24th "
- 25th "

TOTAL DISTRICT NO. 73
(Totaled in Section 6)

19,243
20,328
6,378
5,974
19 14

51,956

WARREN	4190	1273	1169	8	4	11081
CENTER LINE	2935	868	808	1	0	7706
EAST DETROIT	12118	4237	4003	10	10	33169

STATEMENT OF VOTES, GENERAL ELECTION, TUESDAY, NOVEMBER 3RD, 1964

MEMBER STATE BOARD OF EDUCATION
FOUR YEAR TERM

NAMES OF TOWNSHIPS AND ELECTION DISTRICTS	MARILYN JEAN KELLY	CARMEN L. DELLIQUADRI	JOYCE HATTON	BOURKE LODIEWYK	HELEN KELLY	CLARA MARAVIN	TOTALS
DISTRICT NO. 73							
CITY OF WARREN							
Precinct No. 22	357	338	93	91	0	0	879
" No. 23	452	434	109	98	0	0	1093
" No. 24	517	507	144	134	1	1	1304
" No. 25	242	230	73	70	0	1	616
" No. 26	269	256	87	83	0	0	695
" No. 32	681	677	198	186	0	0	1742
" No. 33	546	533	132	118	2	2	1333
" No. 34	485	467	213	206	0	0	1371
" No. 35	401	374	119	103	1	0	998
" No. 36	380	380	126	125	1	0	1012
CITY OF CENTER LINE							
1st Precinct	796	785	279	274	0	1	2135
2nd "	775	750	225	207	1	0	1958
3rd "	685	646	175	164	1	0	1671
4th "	744	717	231	235	2	1	1930
CITY OF EAST DETROIT							
1st Precinct	405	393	101	95	1	0	995
2nd "	607	573	216	212	1	0	1609
3rd "	419	391	202	204	1	1	1218
4th "	401	395	331	326	0	0	1453
5th "	507	491	168	159	0	0	1325
6th "	512	493	186	181	2	0	1374
7th "	563	532	141	139	0	0	1375
8th "	563	546	256	261	1	0	1627
9th "	251	238	97	95	1	0	682
10th "	431	414	116	119	1	0	1081
11th "	428	406	105	105	0	0	1044
12th "	458	459	178	180	0	0	1275
13th "	501	501	195	190	0	0	1387
14th "	618	607	190	174	2	2	1593
15th "	737	715	217	210	1	0	1880
16th "	501	483	144	159	0	0	1287
17th "	527	506	265	270	0	0	1568
18th "	471	483	215	207	0	0	1376
19th "	498	490	168	152	1	0	1309
20th "	388	364	152	151	1	0	1056
21st "	545	527	156	153	2	1	1384
22nd "	503	500	127	124	0	0	1254
23rd "	686	705	159	142	1	0	1693
24th "	578	523	180	181	3	0	1415
25th "	328	325	96	95	0	0	844

TOTAL DISTRICT NO. 73
(Totaled in Section 6)

19706
19154
6565
6378
28 10

51841

WARREN

4330 4196 1294 1214 5 4

11043

CENTER LINE

3000 2898 910 880 4 2

7694

EAST DETROIT

12376 12060 4361 4284 19 4

33104

STATEMENT OF VOTES, GENERAL ELECTION, TUESDAY, NOVEMBER 3RD, 1964

MEMBERS STATE BOARD OF EDUCATION
SIX YEAR TERM

THOMAS J. BRENNAN	PETER OPPEWALL	ROBERT P. BRIGGS	JOHN C. KREGER	MATTIE R. MAYS	CONSTANCE DIANE MOLETTE	TOTALS
357	344	95	93	0	8	897
460	426	106	98	0	0	1090
532	506	130	131	0	1	1300
238	226	76	68	0	0	608
273	250	90	77	0	0	690
691	658	202	194	2	0	1747
554	522	128	126	0	0	1330
504	461	213	206	0	0	1384
395	378	115	106	0	1	995
401	366	119	122	1	1	1010
821	770	281	251	1	0	2124
795	740	216	198	0	0	1949
695	635	179	160	0	1	1670
754	705	242	220	1	1	1923
409	390	91	93	1	0	984
607	573	213	215	0	0	1608
422	406	196	193	2	1	1220
419	379	339	324	0	0	1461
512	483	162	161	1	0	1319
524	501	178	170	0	0	1373
569	531	139	128	0	0	1367
573	544	253	250	0	0	1620
263	240	103	89	0	0	695
432	409	117	116	0	1	1075
428	404	100	108	0	1	1041
465	447	178	181	1	0	1272
519	486	190	180	0	0	1375
639	589	188	173	2	2	1593
747	716	214	197	1	0	1875
515	485	148	136	0	0	1284
550	507	260	254	0	0	1571
506	477	198	198	0	0	1379
509	474	160	160	0	0	1303
379	358	159	152	0	1	1049
558	528	157	146	0	0	1389
522	489	130	123	0	0	1264
733	690	138	140	0	1	1702
549	503	185	172	1	1	1411
336	320	94	96	0	0	846
20155	18916	6462	6205	14	21	51793

- DISTRICT NO. 73**
CITY OF WARREN
 Precinct No. 22
 " No. 23
 " No. 24
 " No. 25
 " No. 26
 " No. 32
 " No. 33
 " No. 34
 " No. 35
 " No. 36
CITY OF CENTER LINE
 1st Precinct
 2nd "
 3rd "
 4th "
CITY OF EAST DETROIT
 1st Precinct
 2nd "
 3rd "
 4th "
 5th "
 6th "
 7th "
 8th "
 9th "
 10th "
 11th "
 12th "
 13th "
 14th "
 15th "
 16th "
 17th "
 18th "
 19th "
 20th "
 21st "
 22nd "
 23rd "
 24th "
 25th "

TOTAL DISTRICT NO. 73
(Totaled in Section 6)

WARREN	4405	1274	3	11	11051
CENTER LINE	3065	918	2	2	7666
EAST DETROIT	2685	4112	9	8	33076

STATEMENT OF VOTES, GENERAL ELECTION, TUESDAY, NOVEMBER 3RD, 1964

MEMBER STATE BOARD OF EDUCATION
EIGHT YEAR TERM

NAMES OF
TOWNSHIPS AND
ELECTION DISTRICTS

CHARLES E. MORTON
EDWIN L. NOVAK
ALVIN M. BENTLEY
JAMES F. O'NEIL
ELLA MAE PERRYMAN
JOHN R. THOMAS

TOTALS

DISTRICT NO. 73
CITY OF WARREN

Precinct No. 22	338	346	102	99	0	0
" No. 23	429	434	115	114	0	0
" No. 24	492	514	150	147	1	0
" No. 25	227	239	80	75	1	0
" No. 26	251	266	97	92	0	0
" No. 32	645	681	226	215	0	2
" No. 33	501	529	154	149	0	1
" No. 34	456	481	235	229	0	0
" No. 35	362	386	132	127	0	0
" No. 36	350	379	147	138	0	1

885
1092
1301
622
706
1769
1334
1401
1007
1015

CITY OF CENTER LINE

1st Precinct	760	801	314	291	1	0
2nd "	729	772	237	236	0	0
3rd "	630	670	204	182	1	0
4th "	697	734	276	242	0	0

2167
1974
1687
1949

CITY OF EAST DETROIT

1st Precinct	379	398	104	103	0	0
2nd "	568	588	231	237	0	0
3rd "	389	408	220	211	1	1
4th "	385	396	354	345	0	0
5th "	471	490	185	172	0	0
6th "	489	500	195	191	0	0
7th "	523	549	153	145	0	0
8th "	531	550	285	271	0	0
9th "	228	245	114	104	0	0
10th "	409	415	133	115	0	1
11th "	402	417	118	116	0	0
12th "	417	454	212	193	0	0
13th "	448	499	240	203	0	0
14th "	584	611	200	199	2	3
15th "	722	722	230	215	0	2
16th "	477	492	162	152	0	0
17th "	486	516	286	291	0	0
18th "	449	476	228	223	0	0
19th "	463	488	179	183	0	0
20th "	357	362	169	171	0	0
21st "	523	530	168	162	0	1
22nd "	485	498	145	138	0	0
23rd "	668	718	172	157	0	1
24th "	494	517	208	201	1	0
25th "	307	329	109	111	0	0

984
1624
1230
1480
1318
1375
1370
1637
691
1073
1053
1276
1390
1599
1891
1283
1579
1376
1313
1059
1384
1266
1716
1421
854

TOTAL DISTRICT NO. 73
(Totaled in Section 6)

18521
19398
1269
6945
8
13

52154

WARREN

4051 4255 1438 1385 2 4

11135

CENTER LINE

2816 2977 1031 951 2 0

7777

EAST DETROIT

11654 12166 4800 4609 4 9

33242

STATEMENT OF VOTES, GENERAL ELECTION, TUESDAY, NOVEMBER 3RD, 1964

MEMBERS BOARD OF TRUSTEES MICHIGAN STATE UNIVERSITY

FRANK HARTMAN	CLAIR WHITE	PAUL D. BAGWELL	JOHN S. PINGEL	THEOS A. GROVE	ALBERT MILLS	GRACE LEE BOGGS	EUGENE S. MCGUIRE	TOTALS
345	340	104	95	0	0	0	0	
435	426	120	104	1	0	0	0	
515	485	158	142	0	1	0	0	
239	228	81	67	0	0	0	0	
262	259	99	76	0	0	0	0	
677	653	229	208	2	3	0	0	
538	513	153	135	1	1	0	0	
476	460	241	212	0	0	1	0	
391	368	131	111	0	0	0	0	
370	350	158	129	0	0	0	0	
783	753	312	274	1	1	0	1	
764	732	246	218	3	2	0	1	
657	640	200	165	1	0	0	0	
718	684	281	241	2	2	0	1	
393	380	108	93	0	0	1	0	
580	552	252	229	0	0	0	1	
404	382	227	203	0	0	1	1	
400	370	368	336	1	1	0	0	
503	468	189	160	0	0	0	1	
504	489	199	184	0	0	0	0	
535	531	158	146	0	0	1	0	
552	532	288	255	0	0	0	0	
243	228	115	100	0	0	0	0	
419	403	135	115	0	0	1	0	
419	404	125	102	0	0	0	0	
444	417	223	193	1	1	0	0	
480	450	241	204	0	0	0	1	
614	581	213	185	1	2	1	2	
732	687	244	221	0	0	0	1	
497	475	175	148	1	1	0	0	
505	474	304	273	1	1	0	0	
462	450	237	223	0	0	0	0	
488	466	189	169	0	0	0	0	
364	359	170	166	1	0	2	1	
528	508	173	169	0	0	0	0	
503	476	148	134	1	1	0	0	
693	655	177	150	1	1	0	1	
511	490	218	187	1	3	0	1	
327	303	116	96	0	0	0	0	
19270	18422	7505	6618	20	21	8	17	

NAMES OF TOWNSHIPS AND ELECTION DISTRICTS

DISTRICT NO. 73 CITY OF WARREN

- Precinct No. 22
- " No. 23
- " No. 24
- " No. 25
- " No. 26
- " No. 32
- " No. 33
- " No. 34
- " No. 35
- " No. 36

CITY OF CENTER LINE

- 1st Precinct
- 2nd "
- 3rd "
- 4th "

CITY OF EAST DETROIT

- 1st Precinct
- 2nd "
- 3rd "
- 4th "
- 5th "
- 6th "
- 7th "
- 8th "
- 9th "
- 10th "
- 11th "
- 12th "
- 13th "
- 14th "
- 15th "
- 16th "
- 17th "
- 18th "
- 19th "
- 20th "
- 21st "
- 22nd "
- 23rd "
- 24th "
- 25th "

TOTAL DISTRICT NO. 73 (Totaled in Section 6)

WARREN

CENTER LINE

EAST DETROIT

11097

7683

33101

51881

STATEMENT OF VOTES, GENERAL ELECTION, TUESDAY, NOVEMBER 3RD, 1964

MEMBERS BOARD OF GOVERNORS WAYNE STATE UNIVERSITY

NAMES OF TOWNSHIPS AND ELECTION DISTRICTS	WILLIAM B. HALL	BENJAMIN M. ROSE	WILBER M. BRUCKER, JR.	CHARLES GERSHENSON	CHARLES FRASER	LOWELL E. MILLER	HELEN NUTTALL BROWN	LOUIS J. CLEAGE	TOTALS
DISTRICT NO. 73									
CITY OF WARREN									
Precinct No. 22	348	335	99	96	0	0	0	0	878
" No. 23	144	428	114	99	0	0	0	0	1085
" No. 24	512	502	146	131	0	1	1	1	1294
" No. 25	233	224	78	70	0	0	0	0	605
" No. 26	264	249	93	82	0	0	0	0	688
" No. 32	683	652	212	196	2	3	1	0	1749
" No. 33	537	519	143	123	1	1	0	1	1325
" No. 34	478	455	232	208	0	1	0	2	1376
" No. 35	388	376	119	105	0	0	0	3	991
" No. 36	259	358	136	122	0	0	0	0	875
CITY OF CENTER LINE									
1st Precinct	795	754	299	267	1	2	0	1	2119
2nd "	765	725	238	213	2	2	0	0	1945
3rd "	671	627	195	166	0	0	2	0	1661
4th "	720	690	264	239	3	6	2	1	1915
CITY OF EAST DETROIT									
1st Precinct	392	380	108	94	0	2	1	0	977
2nd "	586	567	234	218	0	0	1	0	1606
3rd "	408	390	213	198	0	1	1	2	1213
4th "	398	379	357	326	1	2	0	0	1463
5th "	501	477	176	153	1	1	1	0	1310
6th "	503	489	200	179	0	0	0	0	1371
7th "	544	527	144	138	0	1	1	1	1356
8th "	552	525	286	267	0	1	0	0	1631
9th "	248	236	108	97	0	0	0	0	689
10th "	421	406	126	119	1	0	1	0	1074
11th "	421	397	112	108	0	0	0	0	1038
12th "	448	427	204	187	1	1	0	1	1269
13th "	481	451	221	195	1	2	0	0	1351
14th "	610	592	200	184	2	1	3	2	1594
15th "	728	702	223	215	0	1	0	2	1871
16th "	499	473	155	147	1	2	0	0	1277
17th "	514	481	284	263	1	1	0	0	1544
18th "	471	459	225	208	0	0	0	0	1363
19th "	478	476	180	161	0	1	0	0	1296
20th "	373	351	169	157	1	1	2	1	1055
21st "	534	516	165	147	0	0	1	0	1363
22nd "	495	480	146	129	1	1	0	0	1252
23rd "	693	666	159	146	2	1	1	0	1668
24th "	516	497	194	184	3	2	1	0	1397
25th "	324	309	106	91	0	0	0	0	830
TOTAL DISTRICT NO. 73 (Totaled in Section 6)	19235	18547	7063	6418	25	38	20	18	51364

WARREN 4146 4098 1372 1232 3 6 2 7 10866

CENTER LINE 2951 2796 996 875 6 10 4 2 7640

EAST DETROIT 12138 11653 4695 4311 16 22 14 9 32858

STATEMENT OF VOTES, GENERAL ELECTION, TUESDAY, NOVEMBER 3RD, 1964

PROSECUTING ATTORNEY

SHERIFF

GEORGE N. PARRIS

LESTER A. ALNSTADT
WILLIAM SUMNER

TOTALS

TOTALS

NAMES OF TOWNSHIPS AND ELECTION DISTRICTS

DISTRICT NO. 73
CITY OF WARREN

- Precinct No. 22
- " No. 23
- " No. 24
- " No. 25
- " No. 26
- " No. 32
- " No. 33
- " No. 34
- " No. 35
- " No. 36

CITY OF CENTER LINE

- 1st Precinct
- 2nd "
- 3rd "
- 4th "

CITY OF EAST DETROIT

- 1st Precinct
- 2nd "
- 3rd "
- 4th "
- 5th "
- 6th "
- 7th "
- 8th "
- 9th "
- 10th "
- 11th "
- 12th "
- 13th "
- 14th "
- 15th "
- 16th "
- 17th "
- 18th "
- 19th "
- 20th "
- 21st "
- 22nd "
- 23rd "
- 24th "
- 25th "

373
472
575
255
298
749
581
542
422
416

868
878
750
804

423
641
458
458
555
548
575
615
279
454
449
501
547
663
791
531
558
528
525
417
576
541
733
570
348

373 356 95
472 463 92
575 550 122
255 253 64
298 288 75
749 725 181
581 580 110
542 512 191
422 412 95
416 403 115

868 865 226
878 835 185
750 724 141
804 787 215

423 421 82
641 636 188
458 469 156
458 465 290
555 552 137
548 553 157
575 572 124
615 601 226
279 289 76
454 454 100
449 447 87
501 482 171
547 527 175
663 635 173
791 776 188
531 529 129
558 546 242
528 506 188
525 520 146
417 417 130
576 563 138
541 527 117
733 732 125
570 549 164
348 342 83

451
555
672
317
363
906
690
703
507
518

1091
1020
865
1002

503
824
625
755
689
710
696
827
365
554
534
653
702
808
964
658
788
694
666
547
701
644
857
713
425

21,267

21,267

20,863
5,699

26,562

TOTAL DISTRICT NO. 73
(Totaled in Section 6)

WARREN

4683

4683

1140

4542

5682

CENTER LINE

3300

3300

767

3211

3978

EAST DETROIT

13284

13284

3792

13110

16902

STATEMENT OF VOTES, GENERAL ELECTION, TUESDAY, NOVEMBER 3RD, 1964

COUNTY CLERK

COUNTY TREASURER

NAMES OF
TOWNSHIPS AND
ELECTION DISTRICTS

Edna Miller
Edgar D. Demison

TOTALS

Lynn Whalen

TOTALS

DISTRICT NO. 73

CITY OF WARREN

- Precinct No. 22
- " No. 23
- " No. 24
- " No. 25
- " No. 26
- " No. 32
- " No. 33
- " No. 34
- " No. 35
- " No. 36

358 91	449	372	372
454 98	552	467	467
539 131	670	545	545
256 67	323	253	253
285 76	361	288	288
734 189	923	732	732
568 124	692	578	578
513 202	715	530	530
406 112	518	419	419
393 116	509	408	408

CITY OF CENTER LINE

- 1st Precinct
- 2nd "
- 3rd "
- 4th "

843 250	1093	864	864
823 200	1023	845	845
721 154	875	722	722
783 224	1007	797	797

CITY OF EAST DETROIT

- 1st Precinct
- 2nd "
- 3rd "
- 4th "
- 5th "
- 6th "
- 7th "
- 8th "
- 9th "
- 10th "
- 11th "
- 12th "
- 13th "
- 14th "
- 15th "
- 16th "
- 17th "
- 18th "
- 19th "
- 20th "
- 21st "
- 22nd "
- 23rd "
- 24th "
- 25th "

403 90	493	426	426
623 188	811	652	652
440 179	619	461	461
440 304	744	472	472
530 149	679	545	545
524 170	694	553	553
558 130	688	579	579
579 241	820	602	602
266 82	348	282	282
442 104	546	461	461
432 96	528	451	451
465 177	642	488	488
504 193	697	535	535
614 188	802	652	652
751 205	956	780	780
508 142	650	533	533
531 248	779	544	544
483 266	689	513	513
506 148	654	523	523
392 147	539	420	420
551 143	694	571	571
521 116	637	532	532
712 135	847	724	724
523 178	701	569	569
328 93	421	354	354

TOTAL DISTRICT NO. 73
(Totaled in Section 6)

20,302	26,388	21,042	21,042
4,086			

WARREN

4506	5712	4592	4592
1206			

CENTER LINE

3170	3998	3228	3228
828			

EAST DETROIT

12626	16678	13222	13222
4052			

STATEMENT OF VOTES, GENERAL ELECTION, TUESDAY, NOVEMBER 3RD, 1964

REGISTER OF DEEDS

DRAIN COMMISSIONER

AARON BURR
JANE H. STOCKING

THOMAS S. WELSH
R.L. SPIELKES

TOTALS

TOTALS

NAMES OF
TOWNSHIPS AND
ELECTION DISTRICTS

DISTRICT NO. 73

CITY OF WARREN

- Precinct No. 22
- " No. 23
- " No. 24
- " No. 25
- " No. 26
- " No. 32
- " No. 33
- " No. 34
- " No. 35
- " No. 36

CITY OF CENTER LINE

- 1st Precinct
- 2nd "
- 3rd "
- 4th "

CITY OF EAST DETROIT

- 1st Precinct
- 2nd "
- 3rd "
- 4th "
- 5th "
- 6th "
- 7th "
- 8th "
- 9th "
- 10th "
- 11th "
- 12th "
- 13th "
- 14th "
- 15th "
- 16th "
- 17th "
- 18th "
- 19th "
- 20th "
- 21st "
- 22nd "
- 23rd "
- 24th "
- 25th "

365 82
453 94
539 115
246 63
276 75
733 176
571 105
516 180
416 91
406 106

447 375
547 470
654 551
309 250
351 285
899 739
676 588
696 531
507 418
512 415

375
470
551
250
285
739
588
531
418
415

853 220
823 185
716 133
789 204

1073 858
1008 846
849 732
993 796

858
846
732
796

418 77
623 189
451 158
450 292
535 134
524 165
564 125
581 236
274 80
451 99
440 89
481 158
520 165
625 184
754 198
521 130
542 235
509 179
510 144
401 136
561 131
524 111
720 123
540 162
333 90

495 421
812 645
609 438
742 455
669 544
689 540
689 570
819 607
354 278
550 456
529 452
639 488
685 540
809 659
952 770
651 518
777 541
688 528
654 515
537 414
692 567
635 544
843 735
702 561
423 342

421
645
438
455
544
540
570
607
278
456
452
488
540
659
770
518
541
528
516
414
567
544
735
561
342

20544
5621

26165
20982

20983

TOTAL DISTRICT NO. 73
(Totalled in Section 6)

WARREN 4511 1087

5598 4622

4622

CENTER LINE 3181 742

3923 3232

3232

EAST DETROIT 12852 3792

16644 13128 1

13129

STATEMENT OF VOTES, GENERAL ELECTION, TUESDAY, NOVEMBER 3RD, 1964

NAMES OF TOWNSHIPS AND ELECTION DISTRICTS	CORONERS	COUNTY SURVEYOR
	TOTALS	TOTALS
DISTRICT NO. 73		
CITY OF WARREN		
Precinct No. 22	366	367
" No. 23	460	460
" No. 24	538	538
" No. 25	246	246
" No. 26	281	281
" No. 32	714	714
" No. 33	572	572
" No. 34	524	524
" No. 35	413	413
" No. 36	403	403
CITY OF CENTER LINE		
1st Precinct	846	846
2nd "	842	842
3rd "	710	710
4th "	777	777
CITY OF EAST DETROIT		
1st Precinct	410	410
2nd "	630	630
3rd "	436	436
4th "	454	454
5th "	527	527
6th "	537	537
7th "	568	568
8th "	598	598
9th "	264	264
10th "	449	449
11th "	446	446
12th "	478	478
13th "	526	526
14th "	648	648
15th "	759	759
16th "	522	522
17th "	544	544
18th "	504	504
19th "	520	520
20th "	400	400
21st "	568	568
22nd "	530	530
23rd "	725	725
24th "	557	557
25th "	344	344
TOTAL DISTRICT NO. 73 (Totaled in Section 6)	20636	20637
WARREN	4517	4518
CENTER LINE	3175	3175
EAST DETROIT	12944	12944

JOSEPH C. SOMA
R. O. VALIER

STATEMENT OF VOTES, GENERAL ELECTION, TUESDAY, NOVEMBER 3RD, 1964

Macomb County Clerk Trustee

HARVEY R. DEAN
 FRED NICHOLSON
 ALLEN F. RUSH
 MICHAEL DAVID SWARTZ
 KENNETH N. SANBORN
 DENNIS T. MICZULSKI

TOTALS

TOTALS

NAMES OF TOWNSHIPS AND ELECTION DISTRICTS

86	78	20	74	16	274
97	99	44	29	34	303
33	187	69	38	68	395
18	42	30	50	42	182
54	44	10	43	65	216
133	168	45	179	57	582
142	145	75	37	31	430
52	187	84	57	91	471
32	51	105	95	94	377
79	39	17	89	122	346
144	257	61	171	51	684
173	262	84	96	57	672
35	299	68	50	94	546
71	131	132	143	171	648
52	35	6	93	96	282
94	146	35	122	60	458
98	144	66	36	67	411
43	161	84	74	123	485
32	34	91	95	128	380
98	72	25	86	108	389
117	85	25	131	36	394
129	141	64	71	80	485
13	91	43	22	34	203
24	33	71	88	91	307
80	49	19	84	95	327
109	86	42	126	34	397
106	117	66	60	52	401
41	145	72	67	92	417
51	66	151	121	143	532
91	39	24	133	124	411
111	100	44	147	44	446
121	125	63	48	45	402
26	146	79	60	79	390
43	41	78	70	90	322
100	66	22	129	118	435
114	86	33	140	31	404
122	180	79	61	42	484
43	142	84	51	93	413
24	24	66	74	59	247
3031	4343	2276	3340	2257	15948

DISTRICT NO. 73
 CITY OF WARREN

- Precinct No. 22
- " No. 23
- " No. 24
- " No. 25
- " No. 26
- " No. 32
- " No. 33
- " No. 34
- " No. 35
- " No. 36

CITY OF CENTER LINE

- 1st Precinct
- 2nd "
- 3rd "
- 4th "

CITY OF EAST DETROIT

- 1st Precinct
- 2nd "
- 3rd "
- 4th "
- 5th "
- 6th "
- 7th "
- 8th "
- 9th "
- 10th "
- 11th "
- 12th "
- 13th "
- 14th "
- 15th "
- 16th "
- 17th "
- 18th "
- 19th "
- 20th "
- 21st "
- 22nd "
- 23rd "
- 24th "
- 25th "

TOTAL DISTRICT NO. 73
 (Totaled in Section 6)

WARREN 726 1040 499 691 620 3576

CENTERLINE 423 949 345 460 373 2550

EAST DETROIT 1882 2354 1432 2189 1964 1 9822

STATEMENT OF VOTES, GENERAL ELECTION, TUESDAY, NOVEMBER 3RD, 1964

NAMES OF TOWNSHIPS AND ELECTION DISTRICTS	JUDGES OF THE COURT OF APPEALS.....DISTRICT						CIRCUIT JUDGE		TOTALS	
	Donald R. Freeman	Thomas Giles Kavanaugh	Louis D. McGregor	Francis L. O'Brien	Timothy C. Quinn	Farrell E. Roberts	Edward J. Gallagher	Frank E. Jeannette		
DISTRICT NO. 73										
CITY OF WARREN										
Precinct No. 22	136	184	147	101	65	56	689	183	135	318
" No. 23	66	213	148	188	73	58	746	178	154	332
" No. 24	79	131	204	274	167	82	937	280	175	455
" No. 25	35	38	40	103	73	81	370	145	63	208
" No. 26	90	90	41	82	99	85	487	180	73	253
" No. 32	238	409	125	209	118	234	1333	422	227	649
" No. 33	183	313	208	149	90	82	1025	373	133	506
" No. 34	109	330	237	277	128	127	1208	358	170	528
" No. 35	80	138	184	242	142	79	865	262	152	414
" No. 36	69	156	87	257	159	151	879	236	151	387
CITY OF CENTER LINE										
1st Precinct	303	243	159	196	341	298	1540	589	190	779
2nd "	269	424	127	206	137	269	1432	541	189	730
3rd "	222	398	241	167	114	81	1223	467	160	627
4th "	122	446	307	387	136	128	1526	523	213	736
CITY OF EAST DETROIT										
1st Precinct	47	85	131	213	105	50	631	117	205	322
2nd "	105	206	131	310	181	169	1102	191	340	531
3rd "	163	158	126	151	169	186	953	175	280	455
4th "	174	256	160	218	151	199	1158	207	330	537
5th "	147	279	164	162	79	73	904	272	276	548
6th "	84	233	159	243	80	96	895	163	289	452
7th "	73	134	196	296	190	78	967	220	222	442
8th "	132	248	140	339	187	196	1242	292	272	564
9th "	90	74	47	63	95	95	464	115	131	246
10th "	126	233	70	133	56	142	760	147	213	360
11th "	133	247	167	131	77	70	825	180	199	379
12th "	86	264	173	275	92	88	978	169	276	445
13th "	102	185	193	285	169	98	1032	188	302	490
14th "	77	171	114	292	175	175	1004	185	329	514
15th "	244	226	134	211	258	232	1305	283	317	600
16th "	192	312	100	162	75	190	1031	212	249	461
17th "	193	328	220	194	113	121	1169	242	241	483
18th "	82	284	110	253	88	96	983	190	309	499
19th "	76	158	198	297	141	72	942	283	193	476
20th "	64	138	183	217	145	139	886	125	260	385
21st "	217	180	108	161	201	199	1006	233	240	473
22nd "	174	279	93	142	82	179	949	147	294	441
23rd "	216	391	252	188	99	86	1232	260	335	595
24th "	87	287	207	277	108	100	1066	197	268	465
25th "	64	107	144	197	110	45	667	118	149	267
TOTAL DISTRICT NO. 73 (Totaled in Section 6)	5149	8976	6045	8248	5068	4995	38471	9648	8704	18352
WARREN	1085	1421	1114	8539	2617	1433				4050
CENTER LINE	916	834	728	5721	2120	752				2872
EAST DETROIT	3148	3790	3226	24151	4911	6519				11430

STATEMENT OF VOTES, GENERAL ELECTION, TUESDAY, NOVEMBER 3RD, 1964

FRANCIS A. CASTELLUCCI
JOSEPH V. TRAMBLY

JUDGE OF PROBATE

8 YR.

TOTALS

DONALD S. PARENT
HARRY WILSON

Probate Judge 6 YR.

TOTALS

NAMES OF TOWNSHIPS AND ELECTION DISTRICTS

DISTRICT NO. 73
CITY OF WARREN

- Precinct No. 22
- " No. 23
- " No. 24
- " No. 25
- " No. 26
- " No. 32
- " No. 33
- " No. 34
- " No. 35
- " No. 36

CITY OF CENTER LINE

- 1st Precinct
- 2nd "
- 3rd "
- 4th "

CITY OF EAST DETROIT

- 1st Precinct
- 2nd "
- 3rd "
- 4th "
- 5th "
- 6th "
- 7th "
- 8th "
- 9th "
- 10th "
- 11th "
- 12th "
- 13th "
- 14th "
- 15th "
- 16th "
- 17th "
- 18th "
- 19th "
- 20th "
- 21st "
- 22nd "
- 23rd "
- 24th "
- 25th "

112 180	292	217	217
156 161	317	227	227
207 204	411	276	276
90 108	198	111	111
98 137	235	165	165
308 302	610	424	424
194 247	441	311	311
298 225	523	355	355
191 202	393	270	270
206 171	377	262	262
342 393	735	511	511
349 341	690	476	476
327 290	617	387	387
318 392	710	512	513
176 126	302	200	200
237 286	523	342	342
237 193	430	287	287
262 255	517	365	365
257 198	455	271	271
243 186	429	293	293
243 185	428	308	308
306 234	540	364	364
128 111	239	161	161
185 160	345	246	246
202 164	366	266	266
263 171	434	274	274
278 189	467	311	311
325 176	501	300	300
302 290	592	395	395
262 185	447	305	305
254 223	477	311	311
276 177	453	312	312
270 164	434	281	281
184 184	368	256	256
283 191	474	325	325
238 191	429	292	292
334 228	562	374	374
237 208	445	306	306
149 113	262	201	201
9327 8141	17468	11850	11851

TOTAL DISTRICT NO. 73
(Totaled in Section 6)

WARREN	1860 1937	3797	2618	2618
CENTER LINE	1336 1416	2752	1886	1887
EAST DETROIT	6131 4788	10919	7346	7346

STATEMENT OF VOTES, GENERAL ELECTION, TUESDAY, NOVEMBER 3RD, 1964

NAMES OF TOWNSHIPS AND ELECTION DISTRICTS	REFERENDUM ON ACT 240 PA 1964 (MASSACHUSETTS BALLOT)				YES	NO
	YES	NO	YES	NO		
Shall Act 240 of the PA 1964 be approved? This act eliminates a straight party ticket and requires a separate vote for each candidate voted for and which provides that in general elections, candidates' names shall be grouped under office titles (Massachusetts type ballot) rather than under party headings (present system).						
						<u>TOTAL</u>
DISTRICT NO. 73						
CITY OF WARREN						
Precinct No. 22	53	216				
" No. 23	69	300				
" No. 24	87	320				
" No. 25	44	180				
" No. 26	75	149				
" No. 32	145	452				
" No. 33	117	344				
" No. 34	162	323				
" No. 35	109	281				
" No. 36	139	266				
CITY OF CENTER LINE						
1st Precinct	215	480				
2nd "	186	432				
3rd "	136	384				
4th "	173	435				
CITY OF EAST DETROIT						
1st Precinct	57	240				
2nd "	151	361				
3rd "	141	291				
4th "	193	315				
5th "	140	354				
6th "	92	331				
7th "	96	341				
8th "	192	418				
9th "	68	152				
10th "	83	286				
11th "	96	301				
12th "	114	306				
13th "	143	322				
14th "	143	343				
15th "	131	447				
16th "	107	354				
17th "	167	328				
18th "	132	305				
19th "	111	288				
20th "	96	252				
21st "	113	397				
22nd "	85	369				
23rd "	138	421				
24th "	135	375				
25th "	81	235				
TOTAL DISTRICT NO. 73 (Totaled in Section 6)	4,715	12,694				
WARREN	1000	2831				
CENTER LINE	710	1731				
EAST DETROIT	3005	8132				

STATEMENT OF VOTES, GENERAL ELECTION, TUESDAY, NOVEMBER 3RD, 1964

NAMES OF
TOWNSHIPS AND
ELECTION DISTRICTS

YES NO YES NO YES NO

DISTRICT NO. 73
CITY OF WARREN

- Precinct No. 22
- " No. 23
- " No. 24
- " No. 25
- " No. 26
- " No. 32
- " No. 33
- " No. 34
- " No. 35
- " No. 36

CITY OF CENTER LINE

- 1st Precinct
- 2nd "
- 3rd "
- 4th "

CITY OF EAST DETROIT

- 1st Precinct
- 2nd "
- 3rd "
- 4th "
- 5th "
- 6th "
- 7th "
- 8th "
- 9th "
- 10th "
- 11th "
- 12th "
- 13th "
- 14th "
- 15th "
- 16th "
- 17th "
- 18th "
- 19th "
- 20th "
- 21st "
- 22nd "
- 23rd "
- 24th "
- 25th "

TOTAL DISTRICT NO. 73
(Totaled in Section 6)

CANVASS OF VOTES CAST

— AT THE —

GENERAL ELECTION

— HELD ON —

Tuesday, the 3rd day of November, A. D. 1964

AND CANVASSED BY THE BOARD OF COUNTY CANVASSERS

of _____ County, Michigan

THE "KAZOO" CANVASS BOOK AND LOOSE LEAF
ELECTION RECORD, COMBINED

By the use of this Canvass Book much time and labor is saved. It completely covers the canvass of the Election Returns by the Board of County Canvassers, and when signed by the members of said Board and County Clerk makes a perfect Election Record.

MANUFACTURED BY

DOUBLEDAY BROS. & CO.

**ELECTION SUPPLY MANUFACTURERS
STATIONERS AND PRINTERS**

1919 East Kilgore Road

• KALAMAZOO, MICHIGAN

STATEMENT OF VOTES, GENERAL ELECTION, TUESDAY, NOVEMBER 3RD, 1964

PRESIDENT AND VICE-PRESIDENT OF THE UNITED STATES

NAMES OF TOWNSHIPS AND ELECTION DISTRICTS	LYNDON B. JOHNSON and HUBERT H. HUMPHREY	BARRY GOLDWATER and WILLIAM E. MILLER	CLIFTON DE BERRY and EDWARD SHAW	ERIC HASS and HENNING BLOMEN	MIXON	LODGE	HENRY CABAT LODGE	GEORGE F. E. COLSON	WILLIAM SCRANTON	JOHN C. LODGE	TOTALS
DISTRICT NO. 74	60	14	46	0	0						60
Lake											
CITY OF ST. CLAIR SHORES											
1st Precinct	1328	622	682	2	1	2					1309
2nd "	1148	785	347	0	0						1132
3rd "	1233	841	373	1	2						1217
4th "	862	589	255	0	1						845
5th "	1102	481	264	1	0						1087
6th "	1096	833	253	2	0						1088
7th "	1012	780	215	0	2						997
8th "	1292	844	424	3	1						1272
9th "	1084	450	216	0	0						1067
10th "	935	713	213	0	1						927
11th "	1347	1072	255	2	2						1331
12th "	1078	600	456	1	1						1060
13th "	1042	800	224	1	0						1025
14th "	1092	842	229	1	0						1072
15th "	1113	747	332	1	2						1082
16th "	1032	772	250	0	1						1023
17th "	620	409	202	0	0						611
18th "	1152	670	471	0	0						1141
20th "	779	570	196	1	0						767
22nd "	810	549	194	1	1						795
23rd "	849	625	218	0	0						843
24th "	870	578	274	0	1						853
25th "	1241	917	301	3	0						1221
26th "	984	701	271	1	0						973
27th "	1439	1064	356	2	0						1422
28th "	1259	459	249	1	0						1249
29th "	1206	849	341	1	0						1191
30th "	1151	877	250	4	0						1132
TOTAL DISTRICT NO. 74 (Totaled in Section 6)	30226	21343	9399	29	16	2	1	1	1		29792

LAKE	60	14	46	0	0						60
ST. CLAIR SHORES	30166	21329	9353	29	16	2	1	1	1		29732
DISTRICT	72	2360	759	1	4						3124
TOTAL		23689	9112	30	20	2	1	1	1		32856

STATEMENT OF VOTES, GENERAL ELECTION, TUESDAY, NOVEMBER 3RD, 1964

GOVERNOR AND LIEUTENANT GOVERNOR

NEIL STAEBLER and ROBERT A. DERENGOSKI	GEORGE ROMNEY and WILLIAM G. MILLIKEN	FRANK LOVELL and HARRIET TALAN	JAMES C. HORVATH and W. CLIFFORD BENTLEY	ALBERT B. CLEAGE, JR. and JAMES JACKSON	LEONARD DOLECKI
6	53	0	0	0	
239	1064	2	0	0	
432	674	1	0	0	
448	756	2	1	1	
360	462	1	1	1	
530	521	2	1	0	
501	568	2	0	0	
531	445	1	1	0	
541	721	3	1	1	
562	496	0	0	0	
436	472	2	2	0	
707	609	1	1	0	
339	703	0	1	1	
476	537	2	2	1	
526	526	2	0	0	
456	619	0	3	1	
497	511	3	1	0	
235	366	0	1	0	
379	740	1	0	0	
331	421	2	1	0	
343	435	1	2	0	
374	457	1	1	0	
310	535	2	0	0	
597	602	2	0	1	
439	581	3	0	0	
573	838	2	1	0	
555	278	2	0	0	
467	705	1	0	0	
556	560	1	0	0	
1276	1697	42	21	7	1

TOTALS

NAMES OF TOWNSHIPS AND ELECTION DISTRICTS

DISTRICT NO. 74

Lake	CITY OF ST. CLAIR SHORES
59	1st Precinct
1305	2nd "
1107	3rd "
1208	4th "
825	5th "
1074	6th "
1071	7th "
978	8th "
1267	9th "
1058	10th "
912	11th "
1318	12th "
1044	13th "
1018	14th "
1054	15th "
1079	16th "
1012	17th "
604	18th "
1120	19th "
755	20th "
782	22nd "
833	23rd "
847	24th "
1202	25th "
963	26th "
1474	27th "
835	28th "
1173	29th "
1117	30th "

29034

TOTAL DISTRICT NO. 74
(Totaled in Section 6)

LAKE	6	53	0	0	0	
ST. CLAIR SHORES	1276	16144	42	21	7	1
DISTRICT 72	1449	1624	6	5	0	1
TOTAL	14209	17768	48	26	7	2

59

28975

3085

32060

STATEMENT OF VOTES, GENERAL ELECTION, TUESDAY, NOVEMBER 3RD, 1964

NAMES OF TOWNSHIPS AND ELECTION DISTRICTS	SECRETARY OF STATE					TOTALS	ATTORNEY GENERAL					TOTALS
	JAMES M. HARE	ALLISON GREEN	JAN GARRETT	RALPH W. MUNCY	LOY A. COHEN		FRANK J. KELLEY	MEYER WARSHAWSKY	ROBERT FINK	WILLIAM WALBRIDGE	ALLEN BIBB	
DISTRICT NO. 74												
Lake	8	50	0	0	0	58	9	50	0	0	0	59
CITY OF ST. CLAIR SHORES												
1st Precinct	453	804	3	0	0	1260	382	865	5	0	0	1252
2nd "	694	372	0	0	0	1066	626	424	0	0	0	1050
3rd "	742	423	1	2	0	1168	671	493	0	2	0	1166
4th "	540	260	0	1	0	801	478	294	1	1	0	774
5th "	731	294	0	1	0	1026	688	322	1	0	0	1011
6th "	753	283	0	0	0	1036	703	305	1	0	0	1009
7th "	706	236	0	1	0	943	684	247	0	1	0	932
8th "	762	460	1	2	1	1226	712	497	1	2	1	1213
9th "	779	222	0	0	0	1001	734	262	0	0	0	996
10th "	638	252	1	1	0	892	605	271	1	1	2	880
11th "	1002	282	1	1	0	1286	941	326	0	1	0	1268
12th "	510	485	0	2	1	998	454	521	1	1	0	977
13th "	736	261	1	0	0	998	685	295	2	0	0	982
14th "	762	253	2	1	0	1018	707	285	2	1	0	1005
15th "	685	354	0	2	1	1042	640	382	0	4	0	1026
16th "	707	269	2	1	0	979	673	301	1	1	0	976
17th "	355	224	0	0	0	579	330	246	0	0	0	576
18th "	590	489	0	0	0	1079	534	534	0	0	1	1069
20th "	443	218	0	1	0	712	464	239	1	0	0	704
22nd "	548	199	0	1	0	748	501	224	0	1	0	726
23rd "	551	247	1	0	0	799	511	293	1	0	1	806
24th "	524	292	0	2	5	823	467	337	0	0	1	805
25th "	852	316	2	1	4	1175	791	360	3	0	1	1155
26th "	645	285	3	0	0	933	594	327	3	0	0	924
27th "	970	403	2	1	1	1377	869	494	2	0	0	1355
28th "	849	340	1	0	0	1190	778	400	1	0	0	1179
29th "	779	379	0	0	0	1158	778	428	2	0	0	1148
30th "	838	257	1	0	0	1096	787	299	1	0	0	1087
TOTAL DISTRICT NO. 74 (Totaled in Section 6)	19202	9209	22	21	13	28467	1726	1021	30	16	7	28110

LAKE	8	50	0	0	0	58	9	50	0	0	0	59
ST. CLAIR SHORES	19194	9159	22	21	13	28409	1727	1021	30	16	7	28051
DISTRICT 72	2186	788	6	5	2	2987	2037	904	7	4	0	2952
TOTAL	21380	9947	28	26	15	31396	19264	11175	37	20	7	31003

STATEMENT OF VOTES, GENERAL ELECTION, TUESDAY, NOVEMBER 3RD, 1964

UNITED STATES SENATOR						REPRESENTATIVE IN CONGRESS <u>12</u> DISTRICT		TOTALS	TOTALS
PHILIP A. HART	ELLY M. PETERSON	EVELYN SELL	JAMES SIM	ERNEST C. SMITH	TOTALS	JAMES G. O'HARA	ROBERT G. POWELL		
8	57	0	0	0	59	9	48	57	
588	697	4	0	0	1289	499	747	1246	
759	325	0	0	0	1084	722	327	1049	
802	383	0	1	0	1186	785	388	1173	
576	228	0	1	1	806	547	242	789	
766	270	0	0	0	1036	747	263	1010	
793	247	1	0	0	1041	759	245	1004	
740	212	1	1	0	954	726	207	933	
797	437	2	2	1	1239	781	434	1215	
804	211	0	0	0	1015	800	213	1003	
684	211	0	1	1	897	667	210	877	
1021	265	0	1	0	1287	1016	245	1261	
545	460	0	1	0	1009	528	446	974	
782	221	2	0	0	1005	774	212	986	
785	246	3	0	0	1034	780	232	1012	
726	330	0	2	0	1058	730	305	1035	
746	236	1	1	0	984	734	235	969	
381	205	0	0	1	587	369	195	564	
614	476	0	0	0	1090	609	458	1067	
518	202	0	1	0	721	499	203	702	
563	194	0	1	1	759	551	180	731	
595	218	1	0	0	814	578	221	799	
536	288	1	0	0	825	531	279	810	
898	281	1	0	2	1182	884	276	1160	
662	279	3	0	0	944	671	258	929	
1037	346	0	0	0	1383	1001	357	1358	
894	308	2	0	1	1205	893	296	1189	
813	349	1	0	0	1163	795	346	1141	
868	244	1	0	0	1113	846	243	1089	
20204	8420	24	13	8	28769	19821	8301	28132	

DISTRICT NO. 74

Lake
CITY OF ST. CLAIR SHORES

- 1st Precinct
- 2nd "
- 3rd "
- 4th "
- 5th "
- 6th "
- 7th "
- 8th "
- 9th "
- 10th "
- 11th "
- 12th "
- 13th "
- 14th "
- 15th "
- 16th "
- 17th "
- 18th "
- 20th "
- 22nd "
- 23rd "
- 24th "
- 25th "
- 26th "
- 27th "
- 28th "
- 29th "
- 30th "

TOTAL DISTRICT NO. 74
(Totaled in Section 6)

LAKE	8	51	0	0	0	59	9	48	57
ST. CLAIR SHORES	20204	8420	24	13	8	28710	19822	8253	28075
DISTRICT 74	2266	727	5	4	0	3002	2241	694	2935
TOTAL	22562	9096	29	17	8	31712	22063	8947	31010

STATEMENT OF VOTES, GENERAL ELECTION, TUESDAY, NOVEMBER 3RD, 1964

NAMES OF TOWNSHIPS AND ELECTION DISTRICTS	STATE SENATOR <u>26</u> DISTRICT			Representative in State Legislature <u>74</u> District			
	John T. Bowman	Donald L. Brown	TOTALS	Joseph M. Snyder	Donald J. Addy	WALLACE F. WIERBA	TOTALS
DISTRICT NO. 74							
Lake	7	49	56	7	50		57
CITY OF ST. CLAIR SHORES							
1st Precinct	410	810	1220	481	805		1226
2nd "	662	353	1015	719	341		1060
3rd "	714	422	1136	733	437		1170
4th "	506	250	756	539	236		775
5th "	701	285	986	721	276		997
6th "	722	262	984	736	257		993
7th "	705	215	920	731	213		944
8th "	737	457	1194	737	470		1207
9th "	775	205	980	790	206		996
10th "	639	228	867	630	234		864
11th "	979	263	1242	946	256		1252
12th "	444	464	958	509	454		963
13th "	738	232	970	749	229		978
14th "	754	241	995	743	235		978
15th "	674	337	1011	686	333		1019
16th "	714	250	964	721	247		968
17th "	357	201	558	353	209		563
18th "	566	477	1043	573	478		1051
20th "	487	208	695	497	205		702
22nd "	516	193	709	518	188		706
23rd "	563	230	793	564	230		794
24th "	491	292	783	492	300		792
25th "	849	297	1146	855	292		1147
26th "	630	284	914	637	279		916
27th "	901	412	1313	912	413		1325
28th "	849	321	1170	875	303		1178
29th "	754	369	1123	766	360		1126
30th "	818	257	1075	820	259		1079
TOTAL DISTRICT NO. 74 (Totaled in Section 6)	18712	8864	27576	19023	8745	1	27826

LAKE	7	49	56	7	50		57
ST. CLAIR SHORES							
	18705	8815	27520	19023	8745	1	27769
DISTRICT 72	2144	740	2884				
TOTAL	20849	9555	30404	19023	8745	760	30624

MEMBER STATE BOARD OF EDUCATION
TWO YEAR TERM

LEON FILL	DONALD M. D. THURBER	KARLA PARKER	ELLEN M. SOLOMONSON	HENRY L. HILL	MARGARET WILLIS	TOTALS
7	8	51	50	0	0	116
413	474	771	752	1	1	2412
636	688	355	342	0	0	2021
667	734	423	400	0	0	2224
484	496	261	248	0	0	1489
670	704	289	278	0	1	1942
660	719	297	270	1	1	1948
665	686	220	218	0	0	1789
716	745	443	428	1	1	2334
721	758	221	211	0	0	1911
584	626	243	226	8	0	1687
924	963	299	273	0	0	2449
436	496	478	455	0	0	1865
667	724	251	240	1	1	1884
689	721	257	235	1	0	1903
619	652	360	339	0	1	1971
664	696	263	254	0	0	1877
318	346	220	203	0	0	1087
511	551	492	473	1	1	2029
437	464	218	213	1	1	1334
457	516	206	193	0	0	1372
491	534	265	241	0	1	1532
439	482	314	296	0	2	1533
772	811	325	305	1	2	2216
589	623	310	285	0	0	1807
831	905	431	413	1	0	2581
759	819	348	326	0	0	2252
683	741	401	379	1	0	2205
756	793	292	264	1	0	2106
1265	1475	9294	8810	19	13	53876

DISTRICT NO. 74

NAMES OF TOWNSHIPS AND ELECTION DISTRICTS

Lake	
CITY OF ST. CLAIR SHORES	1st Precinct
	2nd "
	3rd "
	4th "
	5th "
	6th "
	7th "
	8th "
	9th "
	10th "
	11th "
	12th "
	13th "
	14th "
	15th "
	16th "
	17th "
	18th "
	20th "
	22nd "
	23rd "
	24th "
	25th "
	26th "
	27th "
	28th "
	29th "
	30th "

TOTAL DISTRICT NO. 74
(Totaled in Section 6)

LAKE 7 8 51 50 0 0

116

ST CLAIR SHORES 17,258 18,467 9,243 8,760 19 13

53,760

DISTRICT 72 1974 2099 785 751 2 2

5611

TOTAL 19,232 20,564 10,028 9,511 21 15

59,371

STATEMENT OF VOTES, GENERAL ELECTION, TUESDAY, NOVEMBER 3RD, 1964

MEMBER STATE BOARD OF EDUCATION
FOUR YEAR TERM

NAMES OF TOWNSHIPS AND ELECTION DISTRICTS	MARILYN JEAN KELLY	CARMEN L. DELLIQUADRI	JOYCE HATTON	BOURKE LODIEWYK	HELEN KELLY	CLARA MARAVIN	TOTALS
DISTRICT NO. 74							
Lake	7	7	52	50	0	0	116
CITY OF ST. CLAIR SHORES							
1st Precinct	392	410	813	784	1	0	2400
2nd "	611	645	388	370	0	0	2014
3rd "	655	656	473	443	0	0	2227
4th "	468	466	274	259	0	1	1468
5th "	671	667	293	298	1	0	1930
6th "	649	670	284	288	1	1	1933
7th "	664	663	232	229	0	0	1788
8th "	681	696	490	447	2	1	2317
9th "	728	714	237	217	0	0	1896
10th "	595	579	266	233	1	1	1675
11th "	921	909	308	300	1	0	2439
12th "	446	438	484	479	1	0	1848
13th "	695	680	253	256	0	1	1885
14th "	683	685	274	259	1	0	1902
15th "	632	616	370	356	0	0	1974
16th "	653	659	292	272	0	0	1876
17th "	317	311	233	227	0	0	1088
18th "	513	493	511	507	1	1	2026
20th "	455	427	225	214	0	1	1322
22nd "	474	462	214	204	0	0	1354
23rd "	507	485	277	255	2	1	1527
24th "	455	437	317	322	1	0	1532
25th "	791	766	335	328	1	2	2223
26th "	602	581	306	304	0	0	1793
27th "	848	830	436	443	0	1	2558
28th "	786	752	356	355	0	0	2251
29th "	719	688	391	383	0	0	2181
30th "	778	757	293	286	0	0	2114
TOTAL DISTRICT NO. 74 (Totaled in Section 6)	17458	17149	9677	9368	14	11	53657

LAKE	7	7	52	50	0	0	116
ST. CLAIR SHORES	17431	17142	9625	9318	14	11	53541
DISTRICT 72	1905	2016	901	781	2	0	5605
TOTAL	19336	19158	10526	10099	16	11	59146

MEMBERS STATE BOARD OF EDUCATION
SIX YEAR TERM

THOMAS J. BRENNAN	PETER OPPEWALL	ROBERT P. BRIGGS	JOHN C. KREGER	MATTIE R. MAYS	CONSTANCE DIANE MOLETTE	TOTALS	NAMES OF TOWNSHIPS AND ELECTION DISTRICTS
7	7	50	50	0	0	114	DISTRICT NO. 74
							Lake
							CITY OF ST. CLAIR SHORES
458	406	793	748	0	2	2407	1st Precinct
685	617	378	342	0	0	2022	2nd "
699	654	439	428	0	0	2220	3rd "
496	262	268	243	0	0	1269	4th "
696	650	303	295	1	0	1945	5th "
710	673	277	260	1	1	1922	6th "
683	651	232	231	0	1	1798	7th "
717	686	463	452	1	1	2320	8th "
743	709	226	214	0	0	1497	9th "
609	564	257	251	0	1	1682	10th "
953	908	298	281	0	0	2440	11th "
474	427	474	473	0	0	1848	12th "
728	661	252	240	2	0	1843	13th "
721	671	256	245	1	0	1894	14th "
643	608	363	354	1	0	1969	15th "
692	652	278	256	0	0	1878	16th "
331	309	227	222	0	0	1089	17th "
536	494	500	496	1	1	2028	18th "
464	435	215	214	1	0	1329	20th "
515	456	207	188	0	0	1366	22nd "
531	484	259	249	1	0	1524	23rd "
482	430	315	302	0	1	1530	24th "
803	768	329	324	1	2	2227	25th "
622	580	301	294	0	2	1799	26th "
879	818	440	419	1	0	2557	27th "
802	749	352	350	0	0	2253	28th "
742	677	411	370	0	0	2200	29th "
796	761	280	273	0	0	2110	30th "
18217	16767	9443	9064	12	12	53520	TOTAL DISTRICT NO. 74 (Totaled in Section 6)

LAKE 7 7 50 50 0 0

114

ST. CLAIR SHORES 18210 16760 9393 9019 12 12

53406

DISTRICT 72 2086 1975 806 744 1 0

5612

TOTAL 20296 18735 10199 9763 13 12

59018

STATEMENT OF VOTES, GENERAL ELECTION, TUESDAY, NOVEMBER 3RD, 1964

MEMBER STATE BOARD OF EDUCATION
EIGHT YEAR TERM

NAMES OF
TOWNSHIPS AND
ELECTION DISTRICTS

CHARLES E. MORTON
EDWIN L. NOVAK
ALVIN M. BENTLEY
JAMES F. O'NEIL
ELLA MAE PERRYMAN
JOHN R. THOMAS

TOTALS

DISTRICT NO. 74

Lake
CITY OF ST. CLAIR SHORES
1st Precinct
2nd "
3rd "
4th "
5th "
6th "
7th "
8th "
9th "
10th "
11th "
12th "
13th "
14th "
15th "
16th "
17th "
18th "
20th "
22nd "
23rd "
24th "
25th "
26th "
27th "
28th "
29th "
30th "

7 7 50 51 0 0
377 403 825 798 0 0
589 626 427 404 0 0
625 682 478 455 0 0
441 466 290 288 0 0
650 674 325 312 0 0
648 670 307 309 2 1
637 672 254 237 0 0
675 713 480 472 1 1
697 722 254 229 0 0
561 574 275 268 1 1
886 921 321 319 0 0
425 447 500 476 0 0
658 693 267 269 0 2
669 693 287 273 0 1
601 620 393 375 0 0
631 671 298 285 0 0
296 320 246 237 0 0
468 508 549 513 1 1
227 440 236 237 0 0
449 467 231 221 0 0
472 495 291 275 0 0
414 440 355 327 2 1
254 263 358 361 1 1
567 591 329 315 0 0
805 823 474 464 0 2
729 766 399 378 0 0
647 678 442 433 0 0
736 771 313 295 0 0

115
2403
2046
2240
1485
1961
1937
1800
2342
1902
1680
2447
1848
1889
1923
1989
1885
1099
2040
1340
1368
1533
1539
2238
1802
2568
2272
2200
2115

TOTAL DISTRICT NO. 74
(Totaled in Section 6)

16541 17316 10254 9876 8 11

54006

LAKE

7 7 50 51 0 0

115

ST. CLAIR SHORES

16534 17309 10204 9825 8 11

53891

DISTRICT

72

1851 2025 924 840 1 1

5642

TOTAL

18385 19334 11128 10665 9 12

59533

STATEMENT OF VOTES, GENERAL ELECTION, TUESDAY, NOVEMBER 3RD, 1964

MEMBERS BOARD OF TRUSTEES MICHIGAN STATE UNIVERSITY

FRANK HARTMAN	CLAIR WHITE	PAUL D. BAGWELL	JOHN S. PINGEL	THEOS A. GROVE	ALBERT MILLS	GRACE LEE BOGGS	EUGENE S. MCGUIRE	TOTALS
7	7	51	50	0	0	0	0	115
394	355	857	403	1	2	0	0	2402
594	562	447	392	0	0	0	0	1945
658	615	495	458	0	1	0	0	2228
455	433	309	288	1	2	0	0	1478
659	636	351	310	0	0	0	0	1956
673	646	330	283	0	0	1	0	1933
664	639	255	234	1	1	0	0	1794
676	652	513	482	1	1	2	2	2329
728	698	255	222	0	0	0	0	1903
582	543	301	263	0	0	0	2	1691
903	893	335	305	0	1	0	2	2437
437	408	530	484	2	2	1	0	1864
686	646	292	248	0	1	1	0	1874
679	658	307	258	0	0	1	0	1903
610	598	400	367	4	3	0	0	1972
668	631	313	273	0	0	0	0	1885
313	291	252	237	0	0	0	0	1093
508	465	555	504	0	0	1	1	2034
432	423	248	224	0	0	0	0	1327
459	439	248	213	0	0	0	0	1359
498	480	295	265	0	0	0	1	1539
441	400	367	316	0	0	0	2	1526
771	741	382	335	0	0	1	1	2231
591	570	326	308	1	1	1	1	1799
827	778	504	446	0	0	1	0	2556
769	728	408	366	0	0	1	0	2272
686	643	457	409	0	1	0	0	2196
772	733	322	275	0	0	0	0	2102
17140	16201	10705	9618	11	16	11	11	53813

DISTRICT NO. 74

NAMES OF TOWNSHIPS AND ELECTION DISTRICTS
Lake
CITY OF ST. CLAIR SHORES
1st Precinct
2nd "
3rd "
4th "
5th "
6th "
7th "
8th "
9th "
10th "
11th "
12th "
13th "
14th "
15th "
16th "
17th "
18th "
20th "
22nd "
23rd "
24th "
25th "
26th "
27th "
28th "
29th "
30th "

TOTAL DISTRICT NO. 74
(Totaled in Section 6)

LAKE	7	7	51	50	0	0	0	0	115
ST. CLAIR SHORES	17133	16294	10654	9568	11	16	11	11	53698
DISTRICT 72	1952	1848	966	820	2	4	0	1	5593
TOTAL	19085	18142	11620	10388	13	20	11	12	59291

STATEMENT OF VOTES, GENERAL ELECTION, TUESDAY, NOVEMBER 3RD, 1964

MEMBERS BOARD OF GOVERNORS WAYNE STATE UNIVERSITY

NAMES OF TOWNSHIPS AND ELECTION DISTRICTS	WILLIAM B. HALL	BENJAMIN M. ROSE	WILBER M. BRUCKER, JR.	CHARLES GERSHENSON	CHARLES FRASER	LOWELL E. MILLER	HELEN NUTTALL BROWN	LOUIS J. CLEAGE	TOTALS
DISTRICT NO. 74									
Lake	7	7	50	51	0	0	0	0	115
CITY OF ST. CLAIR SHORES									
1st Precinct	410	358	832	785	2	1	0	0	2388
2nd "	606	567	414	389	0	0	0	0	1975
3rd "	668	614	488	434	0	0	0	0	2204
4th "	464	439	294	271	1	3	1	0	1473
5th "	664	644	321	303	0	0	0	0	1932
6th "	678	644	306	285	1	0	1	1	1916
7th "	657	643	249	229	1	2	0	1	1782
8th "	689	663	487	476	2	2	3	1	2323
9th "	722	698	253	218	0	0	0	0	1891
10th "	575	534	286	253	1	0	2	0	1671
11th "	935	895	305	283	1	0	0	0	2419
12th "	434	406	513	475	2	2	0	0	1832
13th "	675	648	270	259	0	0	0	1	1851
14th "	687	659	292	265	0	1	0	1	1905
15th "	619	591	377	363	2	2	0	0	1954
16th "	665	641	292	271	0	0	0	0	1869
17th "	325	301	238	219	1	1	0	1	1086
18th "	502	465	529	504	0	0	2	1	2003
20th "	432	423	236	217	0	1	2	0	1311
22nd "	470	441	233	214	0	0	0	0	1358
23rd "	499	464	294	267	1	0	1	1	1527
24th "	450	421	342	310	0	0	0	0	1523
25th "	780	753	351	321	3	2	1	1	2212
26th "	586	564	336	313	1	1	0	0	1801
27th "	829	794	459	431	0	0	0	1	2514
28th "	786	730	380	351	1	1	0	1	2250
29th "	694	658	424	400	0	1	0	0	2177
30th "	762	743	302	285	0	0	0	0	2092
TOTAL DISTRICT NO. 74 (Totaled in Section 6)	17270	16428	10153	9459	20	20	13	11	53354

LAKE	7	7	50	51	0	0	0	0	115
ST. CLAIR SHORES	17,263	16,421	10,103	9,388	20	20	13	11	53,239
DISTRICT 72	1968	1871	869	807	4	5	1	1	5526
TOTAL	19,231	18,292	10,972	10,195	24	25	14	12	58,765

STATEMENT OF VOTES, GENERAL ELECTION, TUESDAY, NOVEMBER 3RD, 1964

PROSECUTING ATTORNEY			SHERIFF			
GEORGE N. PARRIS	CECIL BEYERS	ARMANDO BOVE	TOTALS	LESTER A. ALMSTADT	WILLIAM SUMNER	TOTALS
10			10	10	48	58
482			482	482	763	1165
704			704	661	348	1009
771			771	721	339	1060
523			523	306	237	743
731			731	719	270	989
747			747	722	258	980
722			722	704	210	914
756			756	729	444	1173
795			796	786	193	979
651			651	617	229	846
995			995	493	236	1229
522			522	506	445	451
750			750	730	225	955
771			771	753	229	982
680			680	662	327	989
720			720	706	239	945
363			363	348	213	561
582			582	567	466	1033
496			496	483	206	689
552			553	517	190	707
578			578	544	227	771
514			514	481	293	774
852			852	829	296	1125
660			660	623	284	907
949			949	920	383	1303
876			876	844	262	1106
803			803	770	347	1117
824			824	812	257	1069
19379			19381	18685	8464	27149

- NAMES OF TOWNSHIPS AND ELECTION DISTRICTS
- DISTRICT NO. 74**
- Lake
 - CITY OF ST. CLAIR SHORES
 - 1st Precinct
 - 2nd "
 - 3rd "
 - 4th "
 - 5th "
 - 6th "
 - 7th "
 - 8th "
 - 9th "
 - 10th "
 - 11th "
 - 12th "
 - 13th "
 - 14th "
 - 15th "
 - 16th "
 - 17th "
 - 18th "
 - 20th "
 - 22nd "
 - 23rd "
 - 24th "
 - 25th "
 - 26th "
 - 27th "
 - 28th "
 - 29th "
 - 30th "
- TOTAL DISTRICT NO. 74**
(Totaled in Section 6)

LAKE	10		10	10	48	58
ST. CLAIR SHORES	19369		19371	18675	8416	27091
DISTRICT 72	2175		2175	2104	740	2844
TOTAL	21544		21546	20779	9156	29935

STATEMENT OF VOTES, GENERAL ELECTION, TUESDAY, NOVEMBER 3RD, 1964

NAMES OF TOWNSHIPS AND ELECTION DISTRICTS

COUNTY CLERK

COUNTY TREASURER

DISTRICT NO. 74

Lake
CITY OF ST. CLAIR SHORES

- 1st Precinct
- 2nd "
- 3rd "
- 4th "
- 5th "
- 6th "
- 7th "
- 8th "
- 9th "
- 10th "
- 11th "
- 12th "
- 13th "
- 14th "
- 15th "
- 16th "
- 17th "
- 18th "
- 20th "
- 22nd "
- 23rd "
- 24th "
- 25th "
- 26th "
- 27th "
- 28th "
- 29th "
- 30th "

Edna Miller

Edgar D. Denison

TOTALS

Lynn Whalen

Thomas A. Scott

Thomas Rockwell

John Reuter

Lara Boye

Dorothy Howard

TOTALS

TOTAL DISTRICT NO. 74
(Totaled in Section 6)

LAKE	10	48	58	10					10
ST. CLAIR SHORES	17862	8876	26738	19220					19225
DISTRICT 72	2029	791	2820	2168					2168
TOTAL	19891	9667	29558	21388					21393

10	48	58	10					10
399	777	1176	471	1	1	1		474
629	374	1003	681					681
689	363	1052	774					774
481	254	735	520					520
684	246	980	723					723
703	267	970	734					734
679	225	904	709				1	710
703	463	1166	752					752
765	208	973	797					797
599	243	842	644					644
954	264	1218	497					497
471	468	939	519				1	520
701	245	946	741					741
720	251	971	757					757
642	345	987	685					685
670	269	939	722					722
318	233	551	360					360
534	388	922	585					585
457	213	670	500					500
489	206	695	530					530
521	248	769	570					570
473	303	776	517					517
800	315	1115	846					846
604	303	907	664					664
869	415	1284	945					945
907	284	1091	855					855
709	391	1100	788					788
792	265	1057	834					834
17872	8924	26796	19230	1	1	1	1	19235

STATEMENT OF VOTES, GENERAL ELECTION, TUESDAY, NOVEMBER 3RD, 1964

REGISTER OF DEEDS

DRAIN COMMISSIONER

REGISTER OF DEEDS		TOTALS	DRAIN COMMISSIONER					TOTALS
AARON BURR	JANE H. STOKING		THOMAS S. WELSH HARRY NOWAK	RAYMOND GEORGE	ROBERT NANNI	JOHN SMITH	WALTER CYNAR	SICKETSTELLE
9	49	58	11					11
422	738	1160	468	1				469
622	397	1019	711		1			712
729	323	1052	817					817
498	245	743	560					560
712	269	981	747					748
720	243	963	757					751
693	208	901	736					736
715	453	1168	783				1	784
761	201	962	836					836
615	231	846	642					642
978	249	1227	1024					1024
502	436	938	546					546
723	216	939	769					769
740	224	964	785					785
658	327	985	706					706
692	246	938	736					736
337	209	546	376					376
559	463	1022	603					604
469	199	668	507					507
505	184	689	557					551
541	225	766	584					584
443	284	777	540					540
830	280	1110	862					863
640	272	912	674					674
911	364	1275	961					961
835	246	1081	885					885
747	355	1102	815					815
810	240	1050	857					857
13466	8376	26842	19843	2	1	1	1	19849

NAMES OF TOWNSHIPS AND ELECTION DISTRICTS

DISTRICT NO. 74

Lake

CITY OF ST. CLAIR SHORES

1st Precinct	
2nd	"
3rd	"
4th	"
5th	"
6th	"
7th	"
8th	"
9th	"
10th	"
11th	"
12th	"
13th	"
14th	"
15th	"
16th	"
17th	"
18th	"
20th	"
22nd	"
23rd	"
24th	"
25th	"
26th	"
27th	"
28th	"
29th	"
30th	"

TOTAL DISTRICT NO. 74
(Totaled in Section 6)

LAKE	9	49	58	11				11
ST. CLAIR SHORES	18457	8327	26784	19832	2	1	1	19838
DISTRICT 72	2103	707	2810	2199				2199
TOTAL	29560	9034	29594	22031	2	1	1	22037

STATEMENT OF VOTES, GENERAL ELECTION, TUESDAY, NOVEMBER 3RD, 1964

CORONERS

COUNTY SURVEYOR

NAMES OF TOWNSHIPS AND ELECTION DISTRICTS

TOTALS

TOTALS

JOSEPH C. SOMA

DISTRICT NO. 74

- Lake
- CITY OF ST. CLAIR SHORES
- 1st Precinct
- 2nd "
- 3rd "
- 4th "
- 5th "
- 6th "
- 7th "
- 8th "
- 9th "
- 10th "
- 11th "
- 12th "
- 13th "
- 14th "
- 15th "
- 16th "
- 17th "
- 18th "
- 20th "
- 22nd "
- 23rd "
- 24th "
- 25th "
- 26th "
- 27th "
- 28th "
- 29th "
- 30th "

10
461
678
762
513
723
724
704
746
781
636
990
508
733
747
679
721
357
583
483
522
566
516
83
663
936
852
782
822

10
461
678
762
513
723
724
704
746
781
636
990
508
733
747
679
721
357
583
483
522
566
516
83
663
936
852
782
822

TOTAL DISTRICT NO. 74 (Totaled in Section 6)

19029

19029

LAKE

10

10

ST. CLAIR SHORES

19019

19019

DISTRICT 72

2129

2129

TOTAL

21148

21148

STATEMENT OF VOTES, GENERAL ELECTION, TUESDAY, NOVEMBER 3RD, 1964

INSPECTOR OF MINES

TOTALS

TOTALS

NAMES OF TOWNSHIPS AND ELECTION DISTRICTS

DISTRICT NO. 74

Lake

CITY OF ST. CLAIR SHORES

1st Precinct

2nd "

3rd "

4th "

5th "

6th "

7th "

8th "

9th "

10th "

11th "

12th "

13th "

14th "

15th "

16th "

17th "

18th "

20th "

22nd "

23rd "

24th "

25th "

26th "

27th "

28th "

29th "

30th "

TOTAL DISTRICT NO. 74
(Totaled in Section 6)

STATEMENT OF VOTES, GENERAL ELECTION, TUESDAY, NOVEMBER 3RD, 1964

NAMES OF TOWNSHIPS AND ELECTION DISTRICTS

MACOMB COUNTY COLLEGE TRUSTEE
HARVEY R. DEAN
FRED NICHOLSON
ALLEN F. RUSH
MICHAEL DAVID SWARTZ
KENNETH N. SAMBORN
MARY A. STEWART
SALVA TIPIRE LENTINI
THOMAS A. WEBBER
FLANER F. EDWARDS
TOTALS

TOTALS

DISTRICT NO. 74

Lake
CITY OF ST. CLAIR SHORES

1st Precinct	126	169	78	120	178	671
2nd "	161	111	56	153	77	558
3rd "	240	174	86	76	113	689
4th "	44	151	68	73	66	402
5th "	61	76	123	115	132	507
6th "	133	77	40	171	147	568
7th "	147	124	47	152	44	514
8th "	190	167	95	103	119	675
9th "	63	199	95	89	96	542
10th "	74	46	140	113	139	512
11th "	155	102	50	164	216	687
12th "	121	123	91	141	95	571
13th "	199	157	86	65	63	570
14th "	49	187	109	76	126	547
15th "	77	68	153	124	135	557
16th "	137	76	41	176	192	622
17th "	84	58	42	84	50	319
18th "	149	170	100	61	114	594
20th "	38	147	81	54	125	445
22nd "	64	44	125	75	111	420
23rd "	93	79	45	104	145	466
24th "	126	96	66	125	67	480
25th "	184	180	98	94	95	651
26th "	63	182	130	67	120	562
27th "	130	73	193	204	201	801
28th "	159	84	64	190	215	713
29th "	181	136	91	227	85	720
30th "	230	160	82	85	81	638
TOTAL DISTRICT NO. 74 (Totaled in Section 6)	3492	3426	2499	3286	3355	4 16052

LAKE 14 10 14 5 8 51

ST. CLAIR SHORES 3478 3416 2475 3281 3347 4 16001

DISTRICT 72 303 414 316 361 356 1750

TOTAL 3781 3830 2791 3642 3703 4 17751

STATEMENT OF VOTES, GENERAL ELECTION, TUESDAY, NOVEMBER 3RD, 1964

TOTALS

TOTALS

NAMES OF
TOWNSHIPS AND
ELECTION DISTRICTS

DISTRICT NO. 74

Lake

CITY OF ST. CLAIR SHORES

1st Precinct

2nd "

3rd "

4th "

5th "

6th "

7th "

8th "

9th "

10th "

11th "

12th "

13th "

14th "

15th "

16th "

17th "

18th "

20th "

22nd "

23rd "

24th "

25th "

26th "

27th "

28th "

29th "

30th "

TOTAL DISTRICT NO. 74

(Totaled in Section 6)

STATEMENT OF VOTES, GENERAL ELECTION, TUESDAY, NOVEMBER 3RD, 1964

NAMES OF TOWNSHIPS AND ELECTION DISTRICTS	JUDGES OF THE COURT OF APPEALS.....DISTRICT							CIRCUIT JUDGE		TOTALS
	DONALD R. FREEMAN	THOMAS GILES KAVANAGH	LOUIS D. Mc GREGOR	FRANCIS L. O'BRIEN	TIMOTHY C. QUINN	FARRELL E. ROBERTS	TOTALS	EDWARD J. GALLAGHER	FRANK E. JEANNETTE	
DISTRICT NO. 74										
Lake	17	32	21	23	24	20	137	28	21	49
CITY OF ST. CLAIR SHORES										
1st Precinct	284	392	384	344	352	342	2098	353	334	687
2nd "	252	321	182	265	251	284	1555	368	283	651
3rd "	292	465	241	292	222	361	1873	364	361	725
4th "	165	288	195	162	130	147	1087	258	189	447
5th "	128	373	249	332	133	163	1378	241	322	563
6th "	128	252	291	397	247	161	1476	303	296	599
7th "	112	238	137	364	212	252	1315	312	298	610
8th "	277	339	242	269	298	327	1752	389	340	729
9th "	218	383	122	230	108	266	1327	300	301	601
10th "	191	360	230	208	159	179	1327	269	286	555
11th "	156	506	339	454	179	212	1846	323	434	757
12th "	182	261	253	275	232	263	1466	323	254	577
13th "	114	237	136	401	243	294	1425	250	383	633
14th "	232	251	150	208	261	307	1409	301	290	591
15th "	212	376	180	244	164	274	1450	289	307	596
16th "	269	461	323	224	163	176	1616	349	347	696
17th "	81	227	164	198	117	130	917	136	196	332
18th "	204	281	293	290	262	280	1610	316	318	634
20th "	103	191	118	295	193	253	1153	195	287	482
22nd "	166	206	126	177	202	220	1097	279	227	506
23rd "	155	319	158	215	145	206	1198	237	269	506
24th "	203	293	212	192	162	175	1237	226	284	510
25th "	142	430	308	407	172	184	1643	374	329	703
26th "	137	259	277	353	234	192	1452	308	308	616
27th "	206	423	277	555	352	385	2198	421	468	889
28th "	300	309	190	275	327	339	1740	422	332	754
29th "	285	475	233	326	224	348	1891	372	385	757
30th "	284	449	277	269	156	176	1611	320	383	703
TOTAL DISTRICT NO. 74 (Totalled in Section 6)	5495	9397	6308	8244	5924	6916	42284	8626	8832	17458
LAKE	17	32	21	23	24	20	137	28	21	49
ST. CLAIR SHORES	5478	9365	6287	8221	5700	6896	42147	8598	8811	17409
DISTRICT 72	747	1084	629	733	570	715	4478	797	1113	1910
TOTAL	6225	10449	6916	8954	6470	7611	46625	9395	9924	19319

STATEMENT OF VOTES, GENERAL ELECTION, TUESDAY, NOVEMBER 3RD, 1964

JUDGE OF PROBATE
 FRANCIS CASTELLUCCI
 JOSEPH V. TRAMBLAY

DONALD J. PARENT
 SHERMAN P. NEILL

TOTALS

TOTALS

NAMES OF TOWNSHIPS AND ELECTION DISTRICTS

12 39
 366 346
 388 262
 406 360
 296 176
 357 238
 323 273
 340 290
 382 370
 311 308
 341 229
 438 375
 301 319
 368 282
 403 220
 323 320
 418 298
 194 163
 342 334
 266 224
 235 255
 247 256
 271 243
 371 337
 317 309
 468 428
 412 355
 394 377
 365 317
 1653
 8303

51 41
 712 517
 650 467
 766 557
 472 304
 595 363
 596 424
 630 355
 752 482
 619 394
 570 368
 813 531
 620 395
 650 445
 623 417
 623 408
 716 454
 357 250
 676 445
 490 313
 490 308
 503 355
 514 356
 708 462
 626 427
 896 640
 767 515
 771 546
 702 492
 17958
 12031

41
 517
 467
 557
 304
 363
 424
 355
 482
 395
 368
 531
 395
 445
 417
 408
 454
 250
 445
 313
 308
 355
 356
 462
 427
 640
 515
 546
 492
 12032

DISTRICT NO. 74
 Lake
 CITY OF ST. CLAIR SHORES
 1st Precinct
 2nd "
 3rd "
 4th "
 5th "
 6th "
 7th "
 8th "
 9th "
 10th "
 11th "
 12th "
 13th "
 14th "
 15th "
 16th "
 17th "
 18th "
 20th "
 22nd "
 23rd "
 24th "
 25th "
 26th "
 27th "
 28th "
 29th "
 30th "
 TOTAL DISTRICT NO. 74
 (Totaled in Section 6)

LAKE 12 39

51 41

41

ST. CLAIR SHORES 9643 8264

17907 11990

11991

DISTRICT 72 1061 847

1908 1263

1263

TOTAL 10704 9111

19815 1263 1

1264

STATEMENT OF VOTES, GENERAL ELECTION, TUESDAY, NOVEMBER 3RD, 1964

NAMES OF TOWNSHIPS AND ELECTION DISTRICTS	REFERENDUM ON ACT 240 PA 1964 (MASSACHUSETTS BALLOT)					
	YES	NO	YES	NO	YES	NO
DISTRICT NO. 74						
Lake	34	24				
CITY OF ST. CLAIR SHORES						
1st Precinct	534	338				
2nd "	299	534				
3rd "	343	568				
4th "	282	302				
5th "	198	514				
6th "	249	492				
7th "	191	561				
8th "	295	630				
9th "	187	572				
10th "	213	428				
11th "	221	748				
12th "	324	443				
13th "	227	572				
14th "	188	547				
15th "	241	553				
16th "	240	615				
17th "	147	246				
18th "	331	493				
20th "	167	337				
22nd "	186	344				
23rd "	219	379				
24th "	265	350				
25th "	207	672				
26th "	256	565				
27th "	336	756				
28th "	249	675				
29th "	253	594				
30th "	180	665				
TOTAL DISTRICT NO. 74 (Totaled in Section 6)	7062	14417				
LAKE	34	24				
ST. CLAIR SHORES	7028	14393				
DISTRICT 72	569	1682				
TOTAL	7597	16075				

STATEMENT OF VOTES, GENERAL ELECTION, TUESDAY, NOVEMBER 3RD, 1964

NAMES OF
TOWNSHIPS AND
ELECTION DISTRICTS

YES NO YES NO YES NO

DISTRICT NO. 74

Lake

CITY OF ST. CLAIR SHORES

1st Precinct

2nd “

3rd “

4th “

5th “

6th “

7th “

8th “

9th “

10th “

11th “

12th “

13th “

14th “

15th “

16th “

17th “

18th “

20th “

22nd “

23rd “

24th “

25th “

26th “

27th “

28th “

29th “

30th “

TOTAL DISTRICT NO. 74

(Totaled in Section 6)

City of Warren

29500 VAN DYKE AVENUE
WARREN, MICHIGAN 48093
SLOCUM 7-5100

JAMES D. GRAY
CLERK

DONALD BURNEY
DEPUTY CLERK

April 20, 1966

Macomb County Clerk
County Building
Mt. Clemens, Michigan

Attention: Lou Krieter

Dear Lou:

Following is a list of the Representative
Districts in the City of Warren, and the Precincts
in those Districts:

REPRESENTATIVE DISTRICT # 70

Precincts #1-21, 27-32, 38-54,
62-66 and 76-78.

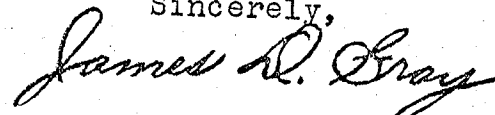
REPRESENTATIVE DISTRICT # 72

Precincts #55-61, 67-75.

REPRESENTATIVE DISTRICT # 73

Precincts #22-26, 33-37.

Sincerely,



James D. Gray
City Clerk

CANVASS OF VOTES CAST

— AT THE —

GENERAL ELECTION

— HELD ON —

Tuesday, the 3rd day of November, A. D. 1964

AND CANVASSED BY THE BOARD OF COUNTY CANVASSERS

of _____ County, Michigan

THE "KAZOO" CANVASS BOOK AND LOOSE LEAF
ELECTION RECORD, COMBINED

By the use of this Canvass Book much time and labor is saved. It completely covers the canvass of the Election Returns by the Board of County Canvassers, and when signed by the members of said Board and County Clerk makes a perfect Election Record.

MANUFACTURED BY

DOUBLEDAY BROS. & CO.

ELECTION SUPPLY MANUFACTURERS
STATIONERS AND PRINTERS

1919 East Kilgore Road

• KALAMAZOO, MICHIGAN

STATEMENT OF VOTES, GENERAL ELECTION, TUESDAY, NOVEMBER 3RD, 1964

PRESIDENT AND VICE-PRESIDENT OF THE UNITED STATES

NAMES OF TOWNSHIPS AND ELECTION DISTRICTS	LYNDON B. JOHNSON and HUBERT H. HUMPHREY	BARRY GOLDWATER and WILLIAM E. MILLER	CLIFTON DE BERRY and EDWARD SHAW	ERIC HASS and HENNING BLOMEN	Henry Christ Rodgers	F. Harold Munn	TOTALS
DISTRICT NO. 75							
CITY OF NEW BALTIMORE	915	635	268	0	1		904
Chesterfield—1st Precinct	1156	789	321	2	0		1112
2nd " "	1270	882	354	1	0		1237
Harrison—1st Precinct	1063	736	294	2	0		1032
2nd " "	813	539	246	2	0		787
3rd " "	1146	804	301	4	2	1	1112
4th " "	1092	716	351	2	0		1069
Lenox—1st Precinct	823	515	288	0	0		803
2nd " "	1061	794	239	1	0		1034
Richmond—1st Precinct	395	194	187	2	0		383
2nd " "	662	369	276	2	0		647
CITY OF MOUNT CLEMENS							
1st Precinct	621	507	85	0	2		594
2nd " "	964	497	445	1	0		943
3rd " "	850	542	288	2	0		832
4th " "	549	362	167	0	2		531
5th " "	414	353	56	0	0		409
6th " "	813	596	190	2	1		790
7th " "	739	463	253	2	0		718
8th " "	392	295	88	1	0		384
9th " "	1300	796	472	2	0		1270
CITY OF MEMPHIS	217	153	61	0	0		214
TOTAL DISTRICT NO. 75	17255	11537	5230	28	8	1	16805
TOTAL DISTRICT NO. 74	30226	21343	8379	29	16	2	29792
TOTAL DISTRICT NO. 73	29561	23106	6014	31	19		29170
TOTAL DISTRICT NO. 72	35493	26916	7657	24	16	1	34617
TOTAL DISTRICT NO. 71	32793	22110	9927	37	40	2	32117
TOTAL DISTRICT NO. 70	34459	26438	7457	81	37	2	34020
GRAND TOTAL	179,787	131,450	44,684	230	136	8	176,521
NEW BALTIMORE							
CHESTERFIELD	2426	1671	675	3	0	0	2349
HARRISON	4114	2795	1192	10	2	1	4000
LENOX	1884	1309	527	1	0	0	1837
RICHMOND	1057	563	463	4	0	0	1030
MT. CLEMENS	6642	4411	2044	10	5	0	6471
MEMPHIS	217	153	61	0	0	0	214

GOVERNOR AND LIEUTENANT GOVERNOR

		NEIL STAEBLER and ROBERT A. DERENGOSKI	GEORGE ROMNEY and WILLIAM G. MILLIKEN	FRANK LOVELL and HARRIET TALAN	JAMES C. HORVATH and W. CLIFFORD BENTLEY	ALBERT B. CLEAGE, JR. and JAMES JACKSON	FRANK Ferry	John Wayne Higgins	TOTALS	NAMES OF TOWNSHIPS AND ELECTION DISTRICTS
	370	522	3	1	0				896	DISTRICT NO. 75
	517	578	5	1	1	2		1104	CITY OF NEW BALTIMORE	
	565	663	2	0	0	0		1230	Chesterfield—1st Precinct	
	476	533	7	0	0	1		1017	2nd "	
	344	433	3	0	0	0	2	782	Harrison—1st Precinct	
	550	548	3	2	1	1		1104	2nd "	
	433	618	2	0	0	0		1053	3rd "	
	314	482	1	0	0	0		797	4th "	
	593	420	5	1	3			1019	Lenox—1st Precinct	
	123	251	3	1	1			379	2nd "	
	209	429	2	0	0			640	Richmond—1st Precinct	
	396	178	0	0	5			579	2nd "	
	216	722	2	0	0			940	CITY OF MOUNT CLEMENS	
	256	566	1	1	0			825	1st Precinct	
	218	311	0	3	1			533	2nd "	
	273	112	0	0	1			386	3rd "	
	348	331	0	1	0			680	4th "	
	262	444	2	0	2			710	5th "	
	187	194	1	0	0			382	6th "	
	375	902	1	0	0			1278	7th "	
	81	122	0	0	0			203	8th "	
	7106		40	11	16	2	2	16537	9th "	
	12766	9359	42	21	7	1		29034	CITY OF MEMPHIS	
	15080	1647	53	26	8			28648	TOTAL DISTRICT NO. 75	
	16923	1348	42	21	8	1		29034	TOTAL DISTRICT NO. 74	
	18722	1722	42	21	21	1		28648	TOTAL DISTRICT NO. 73	
	17338	19028	70	36	15	1	2	34236	TOTAL DISTRICT NO. 72	
	15935	100	41	24	24	1		31874	TOTAL DISTRICT NO. 71	
	81955		156	91	5	4	1	33458	TOTAL DISTRICT NO. 70	
	91228		347					173787	GRAND TOTAL	
NEW BALTIMORE	370	522	3	1	0			896		
CHESTER FIELD	1082	1241	7	1	1	2		2334		
HARRISON	1803	2132	15	2	2	0	2	3956		
LENOX	907	902	3	1	3			1816		
Richmond	332	680	5	1	1			1019		
MT. CLEMENS	2531	3760	7	5	9		1	6313		
MEMPHIS	81	122	0	0	0			203		

STATEMENT OF VOTES, GENERAL ELECTION, TUESDAY, NOVEMBER 3RD, 1964

NAMES OF TOWNSHIPS AND ELECTION DISTRICTS	SECRETARY OF STATE					TOTALS	ATTORNEY GENERAL					TOTALS
	JAMES M. HARE	ALLISON GREEN	JAN GARRETT	RALPH W. MUNCY	LOY A. COHEN		FRANK J. KELLEY	MEYER WARSHAWSKY	ROBERT FINK	WILLIAM WALBRIDGE	ALLEN BIBB	
DISTRICT NO. 75												
CITY OF NEW BALTIMORE												
Chesterfield—1st Precinct	591	268	1	0	2	862	547	307	0	0	0	854
2nd "	737	315	2	1	1	1056	712	332	2	1	2	1049
Harrison—1st Precinct	830	354	2	0	0	1186	768	394	2	0	0	1164
2nd "	702	301	1	0	0	1004	655	333	1	0	0	989
3rd "	471	270	2	0	0	743	460	275	2	0	0	737
4th "	754	327	2	2	1	1086	703	355	2	2	0	1062
Lenox—1st Precinct	667	367	0	1	0	1035	625	389	1	0	0	1015
2nd "	474	303	0	0	0	777	435	327	0	0	0	762
Richmond—1st Precinct	744	241	1	2	4	992	712	257	2	0	3	974
2nd "	170	198	1	0	1	370	160	202	1	0	1	364
CITY OF MOUNT CLEMENS	321	301	3	0	1	626	300	318	2	0	0	620
1st Precinct	454	89	0	0	3	546	438	100	0	0	4	542
2nd "	408	505	0	0	0	913	349	543	1	0	0	893
3rd "	464	317	1	1	0	783	413	358	0	0	1	772
4th "	322	185	0	2	1	510	305	206	0	2	1	514
5th "	326	51	0	0	1	378	306	52	0	0	1	359
6th "	538	198	0	0	0	736	482	230	3	0	0	715
7th "	431	255	0	0	1	687	398	276	0	0	1	675
8th "	273	99	1	0	0	373	254	109	3	0	0	366
9th "	730	516	1	0	0	1247	647	586	0	0	0	1233
CITY OF MEMPHIS	143	65	0	0	0	208	116	81	0	0	0	197
TOTAL DISTRICT NO. 75	10550	5525	18	9	16	16118	9785	6030	22	5	14	15856
TOTAL DISTRICT NO. 74	19202	9204	22	21	13	28467	17736	10321	30	16	7	28110
TOTAL DISTRICT NO. 73	21323	6226	33	20	15	27628	20043	7103	28	28	11	27213
TOTAL DISTRICT NO. 72	25764	8141	29	18	22	33374	22322	9445	36	23	21	32857
TOTAL DISTRICT NO. 71	20244	10675	37	33	17	31106	18614	9429	37	36	14	30530
TOTAL DISTRICT NO. 70	24763	7429	60	32	26	32310	23056	8573	64	33	22	31748
GRAND TOTAL	121356	417205	199	133	109	169003	112566	53301	217	141	89	166314
NEW BALTIMORE	591	268	1	0	2	862	547	307	0	0	0	854
CHESTER FIELD	1567	669	4	1	1	2242	1480	726	4	1	2	2213
HARRISON	2594	1265	5	3	1	3868	2443	1352	6	2		3803
LENOX	1218	544	1	2	4	1769	1147	584	2	0	3	1736
Richmond	491	499	4	0	2	996	460	520	3	0	1	984
MT. CLEMENS	3946	2215	3	3	6	6173	3592	2460	7	2	8	6069
Memphis	143	65	0	0	0	208	116	81	0	0	0	197

STATEMENT OF VOTES, GENERAL ELECTION, TUESDAY, NOVEMBER 3RD, 1964

UNITED STATES SENATOR

REPRESENTATIVE IN CONGRESS 12 DISTRICT

PHILIP A. HART	ELLY M. PETERSON	EVELYN SELL	JAMES SIM	ERNEST C. SMITH	TOTALS	JAMES G. O'HARA	ROBERT G. POWELL	TOTALS
611	255	1	0	0	867	622	241	863
778	295	1	1	2	1077	773	282	1055
853	335	0	3	0	1191	870	315	1185
711	296	0	0	0	1007	717	281	998
498	252	2	0	0	752	499	243	742
787	299	1	2	0	1089	786	291	1077
680	349	0	0	1	1030	699	322	1021
486	284	0	1	0	771	471	298	769
750	242	0	0	4	996	766	226	992
174	196	1	0	1	372	175	189	364
324	300	2	0	0	626	336	285	621
473	81	0	0	3	557	468	79	547
449	474	1	0	1	925	455	453	908
495	301	1	0	0	797	508	279	787
345	171	0	2	1	519	351	162	513
323	50	0	0	2	375	331	46	377
568	177	0	0	0	745	573	164	737
447	246	0	0	2	695	458	229	687
282	89	2	0	1	374	278	87	365
766	489	0	0	0	1255	786	452	1238
131	69	0	0	0	200	138	61	199
10931	5250	12	9	18	16220	11060	4965	16045
22204	8420	24	13	8	28769	19831	8339	28132
21986	5861	24	9	18	27904	21718	5594	27313
2641	7436	25	20	9	33644	25915	5594	32997
21183	10001	25	20	22	31272	21447	7081	30933
23602	6893	29	38	22	32596	23094	9496	31696
126149	43861	165	128	100	170405	125065	42049	167116

NAMES OF TOWNSHIPS AND ELECTION DISTRICTS

- DISTRICT NO. 75**
- CITY OF NEW BALTIMORE
- Chesterfield—1st Precinct
- 2nd "
- Harrison—1st Precinct
- 2nd "
- 3rd "
- 4th "
- Lenox—1st Precinct
- 2nd "
- Richmond—1st Precinct
- 2nd "
- CITY OF MOUNT CLEMENS
- 1st Precinct
- 2nd "
- 3rd "
- 4th "
- 5th "
- 6th "
- 7th "
- 8th "
- 9th "
- CITY OF MEMPHIS
- TOTAL DISTRICT NO. 75
- TOTAL DISTRICT NO. 74
- TOTAL DISTRICT NO. 73
- TOTAL DISTRICT NO. 72
- TOTAL DISTRICT NO. 71
- TOTAL DISTRICT NO. 70
- GRAND TOTAL

NEW BALTIMORE	611	255	1	0	867	622	241	863
CHESTER FIELD	1631	630	1	4	2268	1643	597	2240
HARRISON	2676	1196	3	2	3878	2701	1137	3838
LENOX	1236	526	0	1	1767	1237	524	1761
RICHMOND	498	496	3	0	998	511	474	985
MT. CLEMENS	4148	2078	4	2	6242	4208	1951	6159
MEMPHIS	131	69	0	0	200	138	61	199

STATEMENT OF VOTES, GENERAL ELECTION, TUESDAY, NOVEMBER 3RD, 1964

STATE SENATOR 26 27 DISTRICT

Representative in State Legislature 75 District

NAMES OF TOWNSHIPS AND ELECTION DISTRICTS

John T. Bowman
Donald Brown
TOTALS

William Romano
Homer W. Hazelton

TOTALS

Victor Steeh
James S. Nunneley

TOTALS

DISTRICT NO. 75

CITY OF NEW BALTIMORE

Chesterfield—1st Precinct

2nd "

Harrison—1st Precinct

2nd "

3rd "

4th "

Lenox—1st Precinct

2nd "

Richmond—1st Precinct

2nd "

CITY OF MOUNT CLEMENS

1st Precinct

2nd "

3rd "

4th "

5th "

6th "

7th "

8th "

9th "

CITY OF MEMPHIS

TOTAL DISTRICT NO. 75

TOTAL DISTRICT NO. 74

TOTAL DISTRICT NO. 73

TOTAL DISTRICT NO. 72

TOTAL DISTRICT NO. 71

TOTAL DISTRICT NO. 70

GRAND TOTAL

546 287 833
713 301 1014
802 336 1138
671 307 978
456 265 721
729 314 1043
630 363 993

406 338
701 250
160 202
289 321

744
951
362
610

482
640
735
605
433
673
564
390
671
148
269

368
426
429
403
299
391
453
367
309
212
353

850
1066
1164
1008
732
1064
1019
757
980
360
622

436 88
363 500
419 313
299 187
301 50
492 200
372 269
246 100
632 557
116 80

524
863
732
486
351
692
641
346
1189
196

434
283
361
249
319
421
316
227
535
108

123
653
440
273
67
337
378
143
721
84

557
936
801
522
386
758
694
370
1256
192

4547
18712 2173
13283 8964
18221 3861
4849 17144
23050

5232
3455
7636
6933
18884
23913
7712
31625

8687
9919
9688
30060
31625

863
14020
20892
24087
18560
23921

7221
8795
2046
11463
7424

16094
27826
20893
32333
30023
31386

STEEH
NUNNELEY
SAYDER
ADDY
CLARK
GOMMERE
MATIOW
MUNKS
CAMBELL
KELSEY
BARNES

54743
19747
74490

62602
27577
89979

115593
1

112959
2

15655

NEW BALTIMORE

546 833
287

482

368

850

CHESTERFIELD

1515 2152
637

1375

855

2230

HARRISON

2486 3735
1249

2275

1548

3823

LENOX

1107 588

1695

1061

676

1737

RICHMOND

449 523

972

417

565

982

MT. CLEMENS

3560 2264

5824

3145

3135

6280

MEMPHIS

116 80

196

108

84

192

MEMBER STATE BOARD OF EDUCATION
TWO YEAR TERM

	LEON FILL	DONALD M. D. THURBER	KARLA PARKER	ELLEN M. SOLOMONSON	HENRY L. HILL	MARGARET WILLIS	TOTALS	NAMES OF TOWNSHIPS AND ELECTION DISTRICTS
	507	539	292	287	0	0	1625	DISTRICT NO. 75
	648	686	328	299	1	1	1963	CITY OF NEW BALTIMORE
	716	772	377	347	1	0	2213	Chesterfield—1st Precinct
	620	644	320	314	0	0	1898	2nd "
	429	448	275	253	0	0	1405	Harrison—1st Precinct
	672	714	334	309	2	2	2033	2nd "
	573	622	372	346	1	0	1914	3rd "
	396	416	336	318	0	2	1468	4th "
	675	699	254	249	5	6	1888	Lenox—1st Precinct
	149	158	198	198	1	1	705	2nd "
	271	302	327	311	0	0	1211	Richmond—1st Precinct
	422	440	90	88	7	4	1046	2nd "
	323	373	514	499	0	0	1707	CITY OF MOUNT CLEMENS
	383	408	337	322	0	0	1450	1st Precinct
	280	303	196	183	1	1	964	2nd "
	302	304	49	48	2	2	705	3rd "
	441	485	212	199	2	0	1339	4th "
	352	383	278	256	2	3	1274	5th "
	239	252	109	100	0	0	700	6th "
	612	669	546	536	0	0	2363	7th "
	111	120	81	77	0	0	389	8th "
	9121	91737	5925	5537	20	20	30260	9th "
	17265	19475	9824	8410	19	13	53876	CITY OF MEMPHIS
	19243	20328	6378	5974	19	14	51956	TOTAL DISTRICT NO. 75
	22715	24169	4507	4956	24	31	63402	TOTAL DISTRICT NO. 74
	17924	19127	11239	10799	25	10	59124	TOTAL DISTRICT NO. 73
	21955	23212	7801	7236	40	38	60282	TOTAL DISTRICT NO. 72
	108223	115048	49044	46312	147	126	318900	TOTAL DISTRICT NO. 71
	108223	115048	49044	46312	147	126	318900	TOTAL DISTRICT NO. 70
NEW BALTIMORE	507	539	292	287	0	0	1625	GRAND TOTAL
CHESTERFIELD	1364	1458	705	646	2	1	4176	
HARRISON	2294	2428	1301	1222	3	2	7250	
LENOX	1071	1115	590	567	5	8	3356	
Richmond	420	460	525	509	1	1	1916	
MT. CLEMENS	3354	3617	2331	2229	9	8	11548	
MEMPHIS	111	120	81	77	0	0	389	

STATEMENT OF VOTES, GENERAL ELECTION, TUESDAY, NOVEMBER 3RD, 1964

MEMBER STATE BOARD OF EDUCATION
FOUR YEAR TERM

NAMES OF
TOWNSHIPS AND
ELECTION DISTRICTS

MARILYN JEAN KELLY
CARMEN L. DELLIQUADRI
JOYCE HATTON
BOURKE LODEWYK
HELEN KELLY
CLARA MARAVIN
Betty Pierce
LINDA KLEBURG

TOTALS

DISTRICT NO. 75

CITY OF NEW BALTIMORE

Chesterfield—1st Precinct

2nd "

Harrison—1st Precinct

2nd "

3rd "

4th "

Lenox—1st Precinct

2nd "

Richmond—1st Precinct

2nd "

CITY OF MOUNT CLEMENS

1st Precinct

2nd "

3rd "

4th "

5th "

6th "

7th "

8th "

9th "

CITY OF MEMPHIS

TOTAL DISTRICT NO. 75

TOTAL DISTRICT NO. 74

TOTAL DISTRICT NO. 73

TOTAL DISTRICT NO. 72

TOTAL DISTRICT NO. 71

TOTAL DISTRICT NO. 70

GRAND TOTAL

510	500	312	301	0	0					1623
680	637	327	336	1	1					1982
751	703	381	371	0	0					2206
645	606	322	321	0	0					1894
444	424	278	269	0	0					1415
694	660	346	336	2	2					2041
595	548	383	382	0	0					1908
405	387	328	328	3	3					1451
696	670	259	255	7	6					1893
156	146	201	199	1	1					704
295	276	325	316	1	1					1214
431	418	92	91	3	2					1037
335	317	522	530	0	1					1705
382	368	351	349	0	0	2	1			1453
282	280	209	190	1	1					963
307	298	50	49	1	1					706
455	441	224	215	0	0					1335
378	345	274	276	4	2					1279
247	235	106	108	0	0					696
627	579	567	582	0	0					2355
117	109	79	80	0	0					385
9432	17438	8947	5136	24	19	2	1			30245
19706	17149	9677	5884	14	11					53657
22999	19154	6565	6378	28	10					51841
17891	22780	8962	6336	39	25					63241
22425	17779	11886	11342	27	17					58942
21768	8060	11342	7760	42	27					60152
109961	107577	50986	49268	174	109	2	1			316078

NEW BALTIMORE

510	500	312	301	0	0					1623
-----	-----	-----	-----	---	---	--	--	--	--	------

CHESTER FIELD

1431	1340	708	707	1	1					4188
------	------	-----	-----	---	---	--	--	--	--	------

HARRISON

2378	2238	1329	1308	2	3					7258
------	------	------	------	---	---	--	--	--	--	------

LENOX

1101	1057	587	583	10	6					3344
------	------	-----	-----	----	---	--	--	--	--	------

Richmond

451	422	526	515	2	2					1918
-----	-----	-----	-----	---	---	--	--	--	--	------

MT. CLEMENS

3444	3281	2395	2390	9	7	2	1			11529
------	------	------	------	---	---	---	---	--	--	-------

MEMPHIS

117	109	79	80	0	0					385
-----	-----	----	----	---	---	--	--	--	--	-----

MEMBERS STATE BOARD OF EDUCATION
SIX YEAR TERM

THOMAS J. BRENNAN	PETER OPPEWALL	ROBERT P. BRIGGS	JOHN C. KREGER	MATTIE R. MAYS	CONSTANCE DIANE MOLETTE	BOB DAVIS	TOTALS	NAMES OF TOWNSHIPS AND ELECTION DISTRICTS
538	490	308	295	0	0		1631	DISTRICT NO. 75
685	640	330	319	2	2		1978	CITY OF NEW BALTIMORE
744	696	374	373	0	1		2188	Chesterfield—1st Precinct
639	608	330	319	0	0		1896	2nd "
440	420	274	277	0	0		1411	Harrison—1st Precinct
699	656	345	336	3	2		2041	2nd "
595	544	386	376	0	0		1901	3rd "
412	383	341	323	0	1		1460	4th "
693	670	268	243	6	5		1885	Lenox—1st Precinct
156	145	202	202	1	2		708	2nd "
290	272	323	316	0	2		1203	Richmond—1st Precinct
430	414	98	92	3	3		1040	2nd "
340	321	547	487	0	0	2	1695	3rd "
396	368	361	325	1	0		1453	4th "
297	275	197	190	1	1		961	5th "
304	295	51	51	1	2		704	6th "
467	429	233	207	0	0		1336	7th "
372	340	279	265	2	3		1261	8th "
241	232	118	103	0	0		694	9th "
621	593	604	542	0	0		2360	CITY OF MEMPHIS
119	109	82	70	0	0		380	1st Precinct
9478	8900	6051	5711	20	24	2	30186	TOTAL DISTRICT NO. 75
18217	16767	9443	9064	12	12		53520	TOTAL DISTRICT NO. 74
20155	18916	6482	6205	14	21		51793	TOTAL DISTRICT NO. 73
23897	22180	8739	8108	24	21		62969	TOTAL DISTRICT NO. 72
18712	17654	11698	11058	10	14		59146	TOTAL DISTRICT NO. 71
22890	21488	7956	7568	29	31		59962	TOTAL DISTRICT NO. 70
113349	105905	50369	47719	109	123	2	317576	GRAND TOTAL

NEW BALTIMORE	538	490	308	295	0	0	1631
CHESTER FIELD	1429	1336	704	692	2	3	4166
HARRISON	2373	2228	1335	1308	3	2	7249
LENOX	1105	1053	609	566	6	6	3345
RICHMOND	446	417	525	518	1	4	1911
MT. CLEMENS	3468	3267	2488	2262	8	9	11504
MEMPHIS	119	109	82	70	0	0	380

STATEMENT OF VOTES, GENERAL ELECTION, TUESDAY, NOVEMBER 3RD, 1964

MEMBER STATE BOARD OF EDUCATION
EIGHT YEAR TERM

NAMES OF TOWNSHIPS AND ELECTION DISTRICTS	CHARLES E. MORTON	EDWIN L. NOVAK	ALVIN M. BENTLEY	JAMES F. O'NEIL	ELLA MAE PERRYMAN	JOHN R. THOMAS	TOTALS
DISTRICT NO. 75							
CITY OF NEW BALTIMORE	482	510	337	318	0	0	1647
Chesterfield—1st Precinct	622	655	368	347	2	2	1996
2nd "	699	724	403	398	1	0	2225
Harrison—1st Precinct	598	612	353	349	0	0	1912
2nd "	419	422	295	288	0	0	1424
3rd "	648	677	376	345	3	2	2051
4th "	538	560	416	403	0	0	1917
Lenox—1st Precinct	381	394	340	343	1	2	1461
2nd "	660	670	287	274	5	6	1902
Richmond—1st Precinct	140	152	207	208	1	1	709
2nd "	266	276	342	332	0	1	1217
CITY OF MOUNT CLEMENS							
1st Precinct	418	422	100	98	3	2	1043
2nd "	311	311	551	545	0	0	1718
3rd "	350	361	369	380	0	0	1460
4th "	272	282	213	196	1	1	965
5th "	298	303	51	48	1	1	702
6th "	433	438	247	244	0	1	1363
7th "	335	342	310	294	2	1	1284
8th "	226	239	119	113	0	0	697
9th "	557	580	635	616	0	0	2388
CITY OF MEMPHIS	104	112	90	87	0	0	393
TOTAL DISTRICT NO. 75	8757	9042	6409	6226	20	20	30474
TOTAL DISTRICT NO. 74	16541	17316	10254	9876	8	11	54006
TOTAL DISTRICT NO. 73	18521	19398	7269	6945	8	13	52154
TOTAL DISTRICT NO. 72	21841	22670	9630	9157	23	23	63344
TOTAL DISTRICT NO. 71	16972	17984	12498	12000	13	14	59471
TOTAL DISTRICT NO. 70	21108	22330	8810	8365	29	36	60679
GRAND TOTAL	103740	109740	54960	52569	101	117	32028
NEW BALTIMORE	482	510	337	318	0	0	1647
CHESTERFIELD	1321	1379	771	745	3	2	4221
HARRISON	2203	2271	1440	1385	3	2	7304
LENOX	1041	1064	627	617	6	8	3363
Richmond	406	428	549	540	1	2	1926
MT. CLEMENS	3200	3278	2595	2534	7	6	11620
MEMPHIS	104	112	90	87	0	0	393

STATEMENT OF VOTES, GENERAL ELECTION, TUESDAY, NOVEMBER 3RD, 1964

MEMBERS BOARD OF TRUSTEES MICHIGAN STATE UNIVERSITY

	FRANK HARTMAN	CLAIR WHITE	PAUL D. BAGWELL	JOHN S. PINGEL	THEOS A. GROVE	ALBERT MILLS	GRACE LEE BOGGS	EUGENE S. MCGUIRE	TOTALS	NAMES OF TOWNSHIPS AND ELECTION DISTRICTS
	497	470	339	348	1	0	1	0	1656	DISTRICT NO. 75
	655	619	358	351	1	3	1	1	1989	CITY OF NEW BALTIMORE
	737	710	406	392	0	0	0	2	2247	Chesterfield—1st Precinct
	604	591	359	362	0	0	0	0	1916	2nd "
	431	417	291	289	0	0	0	0	1428	Harrison—1st Precinct
	653	634	393	372	4	3	1	1	2061	2nd "
	569	543	422	395	0	0	1	0	1930	3rd "
	404	381	345	319	0	0	1	0	1450	4th "
	688	660	278	258	0	0	5	7	1896	Lenox—1st Precinct
	150	141	213	203	0	0	1	2	710	2nd "
	276	260	342	328	0	0	0	0	1206	Richmond—1st Precinct
	415	412	104	111	0	0	2	2	1046	2nd "
	289	279	587	593	0	0	0	0	1748	3rd "
	341	338	393	418	0	0	0	2	1492	4th "
	260	253	821	237	2	3	1	1	978	5th "
	300	299	53	56	0	0	2	1	711	6th "
	430	415	254	276	0	0	1	1	1377	7th "
	326	316	317	336	0	0	1	3	1299	8th "
	236	221	123	119	0	0	0	0	699	9th "
	574	534	646	660	0	0	0	0	2414	CITY OF MOUNT CLEMENS
	112	112	89	75	0	0	0	0	388	CITY OF MEMPHIS
	8947	8605	6533	6498	8	9	18	23	30641	TOTAL DISTRICT NO. 75
	17140	16301	10705	9618	11	16	11	11	53813	TOTAL DISTRICT NO. 74
	19870	18422	7505	6618	20	21	8	17	57881	TOTAL DISTRICT NO. 73
	22845	21627	10146	8735	17	20	22	20	63435	TOTAL DISTRICT NO. 72
	17635	16927	12773	11713	53	34	10	15	59160	TOTAL DISTRICT NO. 71
	22109	20986	9208	7910	34	28	27	30	60332	TOTAL DISTRICT NO. 70
	107949	102868	56870	57092	143	128	96	116	319262	GRAND TOTAL
NEW BALTIMORE	497	470	339	348	1	0	1	0	1656	
CHESTERFIELD	1392	1329	764	743	1	3	1	3	4236	
HARRISON	2257	2185	1465	1418	4	3	2	1	7335	
LENOX	1092	1041	623	577	0	0	6	7	3346	
RICHMOND	426	401	555	531	0	0	1	2	1916	
MT. CLEMENS	3171	3067	2698	2806	2	3	7	10	11764	
MEMPHIS	112	112	89	75	0	0	0	0	388	

STATEMENT OF VOTES, GENERAL ELECTION, TUESDAY, NOVEMBER 3RD, 1964

MEMBERS BOARD OF GOVERNORS, WAYNE STATE UNIVERSITY

NAMES OF TOWNSHIPS AND ELECTION DISTRICTS

WILLIAM B. HALL
 BENJAMIN M. ROSE
 WILBER M. BRUCKER, JR.
 CHARLES GERSHENSON
 CHARLES FRASER
 LOWELL E. MILLER
 HELEN NUTTALL BROWN
 LOUIS J. CLEAGE

George Wakefield
 Bennie Mckowsky

TOTALS

DISTRICT NO. 75

CITY OF NEW BALTIMORE

- Chesterfield—1st Precinct
- 2nd "
- Harrison—1st Precinct
- 2nd "
- 3rd "
- 4th "
- Lenox—1st Precinct
- 2nd "
- Richmond—1st Precinct
- 2nd "

CITY OF MOUNT CLEMENS

- 1st Precinct
- 2nd "
- 3rd "
- 4th "
- 5th "
- 6th "
- 7th "
- 8th "
- 9th "

CITY OF MEMPHIS

TOTAL DISTRICT NO. 75

TOTAL DISTRICT NO. 74

TOTAL DISTRICT NO. 73

TOTAL DISTRICT NO. 72

TOTAL DISTRICT NO. 71

TOTAL DISTRICT NO. 70

GRAND TOTAL

512	470	339	296	0	1	1	0					1619
662	629	349	315	1	2	3	2					1963
736	705	397	360	0	1	2	1					2202
629	608	340	320	0	0	0	0					1897
436	419	289	268	0	0	0	0					1412
680	659	374	332	3	4	0	0					2052
583	544	413	368	0	1	1	0					1910
404	386	345	311	0	0	2	0					1448
679	661	274	252	0	0	6	6					1878
149	145	209	200	0	0	1	1					705
280	268	339	319	0	1	0	0					1207
430	410	104	87	0	0	4	2					1037
338	294	544	514	0	0	0	0					1690
389	351	377	327	0	1	1	0	1	1			1448
288	263	205	188	2	2	1	1					950
294	294	58	52	0	0	1	1					700
452	429	243	219	0	2	1	1					1347
355	339	292	272	0	0	3	2					1263
243	232	119	101	0	0	0	0					695
618	551	622	563	0	0	0	0					2354
117	108	86	74	0	0	1	0					386
9274	17270	8765	6318	5738	6	15	28	17	1	1		30163
19235	16428	10553	9439	20	20	13	11					53354
22963	14547	7063	6418	25	38	20	18					51364
19105	21903	9312	8492	28	26	24	22					62770
22783	17107	12276	1195	39	45	26	13	1				58807
21192	8461	7725	35	59	45	30						59730
109030	103942	53583	49007	153	203	152	111	2	1			316188

NEW BALTIMORE

512	470	339	296	0	1	1	0					1619
-----	-----	-----	-----	---	---	---	---	--	--	--	--	------

CHESTERFIELD

1398	1334	746	675	1	3	5	3					4165
------	------	-----	-----	---	---	---	---	--	--	--	--	------

HARRISON

2328	2230	1416	1288	3	5	1	0					7271
------	------	------	------	---	---	---	---	--	--	--	--	------

LENOX

1083	1047	619	563	0	0	8	6					3326
------	------	-----	-----	---	---	---	---	--	--	--	--	------

RICHMOND

429	413	548	519	0	1	1	1					1912
-----	-----	-----	-----	---	---	---	---	--	--	--	--	------

MT. CLEMENS

3407	3163	2564	2323	2	5	11	7	1	1			11484
------	------	------	------	---	---	----	---	---	---	--	--	-------

MEMPHIS

117	108	86	74	0	0	1	0	0	0	0		386
-----	-----	----	----	---	---	---	---	---	---	---	--	-----

STATEMENT OF VOTES, GENERAL ELECTION, TUESDAY, NOVEMBER 3RD, 1964

PROSECUTING ATTORNEY

SHERIFF

GEORGE PARRIS
TOWNER

LESTER A. ALMSTADT
WILLIAM SUMNER

NAMES OF TOWNSHIPS AND ELECTION DISTRICTS

	TOTALS	TOTALS	TOTALS
597	597	667	202
775	776	795	277
847	847	890	283
728	728	755	255
493	493	509	233
781	781	795	272
690	690	725	298
467	467	504	265
752	752	775	212
166	166	186	181
334	334	362	265
		464	73
446	446		
484	484	574	346
509	509	585	211
346	346	382	135
316	316	323	46
552	552	644	112
438	438	514	183
280	280	296	75
804	804	903	351
142	142	133	68
10947	10948	11781	4343
19379	19381	18675	8464
21067	21267	20963	5699
25775	25775	25761	7358
21178	21180	21419	9289
24701	24703	23968	6905
123847	123254	121877	42058

DISTRICT NO. 75
CITY OF NEW BALTIMORE
 Chesterfield—1st Precinct
 2nd "
 Harrison—1st Precinct
 2nd "
 3rd "
 4th "
 Lenox—1st Precinct
 2nd "
 Richmond—1st Precinct
 2nd "
CITY OF MOUNT CLEMENS
 1st Precinct
 2nd "
 3rd "
 4th "
 5th "
 6th "
 7th "
 8th "
 9th "
CITY OF MEMPHIS
 TOTAL DISTRICT NO. 75
 TOTAL DISTRICT NO. 74
 TOTAL DISTRICT NO. 73
 TOTAL DISTRICT NO. 72
 TOTAL DISTRICT NO. 71
 TOTAL DISTRICT NO. 70
 GRAND TOTAL

NEW BALTIMORE	597	597	667	202	869
CHESTERFIELD	1622	1623	1685	560	2245
HARRISON	2692	2692	2784	1058	3842
LENOX	1219	1219	1279	477	1756
Richmond	500	500	548	446	994
MT. CLEMENS	4175	4175	4685	1532	6217
MEMPHIS	142	142	133	68	201

STATEMENT OF VOTES, GENERAL ELECTION, TUESDAY, NOVEMBER 3RD, 1964

NAMES OF TOWNSHIPS AND ELECTION DISTRICTS	COUNTY CLERK		COUNTY TREASURER	
	Edna Miller	Edgar D. Denison	TOTALS	TOTALS
DISTRICT NO. 75				
CITY OF NEW BALTIMORE				
Chesterfield—1st Precinct	586	253	839	626
2nd "	744	292	1036	782
Harrison—1st Precinct	813	331	1144	864
2nd "	692	302	994	746
3rd "	469	254	723	503
4th "	740	303	1043	805
Lenox—1st Precinct	847	349	996	706
2nd "	452	298	750	491
Richmond—1st Precinct	748	223	971	782
2nd "	170	191	361	173
CITY OF MOUNT CLEMENS	325	283	608	353
1st Precinct	457	79	536	456
2nd "	458	431	889	504
3rd "	507	277	784	553
4th "	328	164	492	357
5th "	315	49	364	320
6th "	555	177	732	593
7th "	433	241	674	470
8th "	277	89	366	288
9th "	777	439	1216	853
CITY OF MEMPHIS	138	58	196	148
TOTAL DISTRICT NO. 75			15714	11373
TOTAL DISTRICT NO. 74	10621	5023		11373
TOTAL DISTRICT NO. 73	17872	8924	26796	19230
TOTAL DISTRICT NO. 72	20302	6086	26388	21042
TOTAL DISTRICT NO. 71	24222	7988	32210	25770
TOTAL DISTRICT NO. 70	20159	10025	30184	21523
GRAND TOTAL	23722	7445	31367	24494
	117108	45357	162659	123439
NEW BALTIMORE	586	253	839	626
CHESTER FIELD	1557	623	2180	1646
HARRISON	2548	1208	3756	2760
LENOX	1200	521	1721	1273
Richmond	495	474	969	526
MT. CLEMENS	4107	1946	6053	4394
MEMPHIS	138	58	196	148

STATEMENT OF VOTES, GENERAL ELECTION, TUESDAY, NOVEMBER 3RD, 1964

REGISTER OF DEEDS		DRAIN COMMISSIONER		TOTALS		TOTALS		NAMES OF TOWNSHIPS AND ELECTION DISTRICTS		
AARON BURR	JANE H. STOCKING			THOMAS S. WELSH	RINGO STARR					
601	236	837	604	604		604			DISTRICT NO. 75	
760	275	1035	779	779		779			CITY OF NEW BALTIMORE	
828	313	1141	843	843		843			Chesterfield—1st Precinct	
712	279	991	719	719		719			2nd "	
486	238	724	493	493		493			Harrison—1st Precinct	
766	281	1047	775	775		775			2nd "	
672	314	986	660	660		661			3rd "	
462	289	751	479	479		479			4th "	
757	211	968	766	766		766			Lenox—1st Precinct	
168	193	361	170	170		170			2nd "	
330	282	612	341	341		341			Richmond—1st Precinct	
									2nd "	
455	74	529	450	450		450			CITY OF MOUNT CLEMENS	
466	412	878	454	454		454			1st Precinct	
513	256	769	518	518		518			2nd "	
338	159	497	337	337		337			3rd "	
315	47	362	316	316		316			4th "	
570	151	721	558	558		558			5th "	
441	226	667	442	442		442			6th "	
274	80	354	276	276		276			7th "	
780	427	1207	791	791		791			8th "	
140	53	193	145	145		145			9th "	
									CITY OF MEMPHIS	
10834	4796	15630	10916	10917		10917			TOTAL DISTRICT NO. 75	
19466	8376	26842	19443	19849	2	1	1	1	TOTAL DISTRICT NO. 74	
20544	5621	26165	20982	20983	1				TOTAL DISTRICT NO. 73	
24800	7303	32104	25364	25369	3		1	1	TOTAL DISTRICT NO. 72	
20706	9499	30195	20776	20779	1	1	1		TOTAL DISTRICT NO. 71	
23814	6738	30552	24578	24607	1	1	1	2	4	TOTAL DISTRICT NO. 70
119,164	42,323	161,487	122,479	123,504	9	3	4	4	5	GRAND TOTAL
NEW BALTIMORE	601	236	837	604		604				
CHESTERFIELD	1588	588	2176	1622		1622				
HARRISON	2636	1112	3748	2647	1					
LENOX	1219	500	1719	1245		1245				
RICHMOND	498	475	973	511		511				
MT. CLEMENS	4152	1832	5984	4142		4142				
MEMPHIS	140	53	193	145		145				

STATEMENT OF VOTES, GENERAL ELECTION, TUESDAY, NOVEMBER 3RD, 1964

NAMES OF TOWNSHIPS AND ELECTION DISTRICTS	CORONERS				COUNTY SURVEYOR			
	TOTALS				TOTALS			
DISTRICT NO. 75								
CITY OF NEW BALTIMORE								
Chesterfield—1st Precinct	586				586			
2nd "	757				757			
Harrison—1st Precinct	827				827			
2nd "	711				711			
3rd "	487				487			
4th "	775				775			
Lenox—1st Precinct	664				664			
2nd "	473				473			
Richmond—1st Precinct	749				749			
2nd "	167				167			
CITY OF MOUNT CLEMENS	337				337			
1st Precinct	265				265			
2nd "	437				437			
3rd "	502				502			
4th "	324				324			
5th "	307				307			
6th "	527				527			
7th "	431				431			
8th "	276				276			
9th "	773				773			
CITY OF MEMPHIS	146				146			
TOTAL DISTRICT NO. 75	10521				10521			
TOTAL DISTRICT NO. 74	19029				19029			
TOTAL DISTRICT NO. 73	20636				20636			
TOTAL DISTRICT NO. 72	25084	1	1	1	25084			
TOTAL DISTRICT NO. 71	20934	1	1		20934			
TOTAL DISTRICT NO. 70	24072	1	1	1	24072			
GRAND TOTAL	120269	H	M	2	120279			
NEW BALTIMORE	586				586			
CHESTERFIELD	1584				1584			
HARRISON	2637				2637			
LENOX	1222				1222			
RICHMOND	504				504			
MT. CLEMENS	3842				3842			
MEMPHIS	146				146			

JOSEPH C. SOMA

STATEMENT OF VOTES, GENERAL ELECTION, TUESDAY, NOVEMBER 3RD, 1964

INSPECTOR OF MINES

TOTALS

TOTALS

NAMES OF
TOWNSHIPS AND
ELECTION DISTRICTS

**DISTRICT NO. 75
CITY OF NEW BALTIMORE**

Chesterfield—1st Precinct
2nd “

Harrison—1st Precinct
2nd “

3rd “
4th “

Lenox—1st Precinct
2nd “

Richmond—1st Precinct
2nd “

CITY OF MOUNT CLEMENS

1st Precinct

2nd “

3rd “

4th “

5th “

6th “

7th “

8th “

9th “

CITY OF MEMPHIS

TOTAL DISTRICT NO. 75

TOTAL DISTRICT NO. 74

TOTAL DISTRICT NO. 73

TOTAL DISTRICT NO. 72

TOTAL DISTRICT NO. 71

TOTAL DISTRICT NO. 70

GRAND TOTAL

STATEMENT OF VOTES, GENERAL ELECTION, TUESDAY, NOVEMBER 3RD, 1964

NAMES OF TOWNSHIPS AND ELECTION DISTRICTS

DISTRICT NO. 75 CITY OF NEW BALTIMORE Chesterfield—1st Precinct 2nd " Harrison—1st Precinct 2nd " 3rd " 4th " Lenox—1st Precinct 2nd " Richmond—1st Precinct 2nd "

CITY OF MOUNT CLEMENS 1st Precinct 2nd " 3rd " 4th " 5th " 6th " 7th " 8th " 9th "

CITY OF MEMPHIS

TOTAL DISTRICT NO. 75 TOTAL DISTRICT NO. 74 TOTAL DISTRICT NO. 73 TOTAL DISTRICT NO. 72 TOTAL DISTRICT NO. 71 TOTAL DISTRICT NO. 70 GRAND TOTAL

MACOMB COUNTY COLLEGE TRUSTEE HARVEY R. DEAN FRED NICHOLSON ALLEN F. RUSH MICHAEL DAVID SWARTZ KENNETH N. SANBORN EDWIN GRAY

WILLIAM M. NOBLE HOWARD DEKKERS THOMAS F. MULLIN THEODORE JOHNSTONE RAY TESCHLER WARD YOUNG

TOTALS

TOTALS

Table with columns for candidates and rows for precincts and district totals. Includes numerical vote counts and handwritten candidate names.

NEW BALTIMORE

CHESTERFIELD

HARRISON

LENOX

RICHMOND

MT. CLEMENS

MEMPHIS

STATEMENT OF VOTES, GENERAL ELECTION, TUESDAY, NOVEMBER 3RD, 1964

TOTALS

TOTALS

NAMES OF TOWNSHIPS AND ELECTION DISTRICTS

**DISTRICT NO. 75
CITY OF NEW BALTIMORE**

Chesterfield—1st Precinct

2nd “

Harrison—1st Precinct

2nd “

3rd “

4th “

Lenox—1st Precinct

2nd “

Richmond—1st Precinct

2nd “

CITY OF MOUNT CLEMENS

1st Precinct

2nd “

3rd “

4th “

5th “

6th “

7th “

8th “

9th “

CITY OF MEMPHIS

TOTAL DISTRICT NO. 75

TOTAL DISTRICT NO. 74

TOTAL DISTRICT NO. 73

TOTAL DISTRICT NO. 72

TOTAL DISTRICT NO. 71

TOTAL DISTRICT NO. 70

GRAND TOTAL

STATEMENT OF VOTES, GENERAL ELECTION, TUESDAY, NOVEMBER 3RD, 1964

NAMES OF TOWNSHIPS AND ELECTION DISTRICTS	JUDGES OF THE COURT OF APPEALS..... DISTRICT						CIRCUIT JUDGE			TOTALS		
	Donald R. Freeman	Thomas Giles Kavanaugh	Louis D. McGregor	Francis L. O'Brien	Timothy C. Quinn	Farrell E. Roberts	Howard R. Carroll	TOTALS	Edward J. Gallagher		Frank E. Jeannette	Lenord Moorell
DISTRICT NO. 75												
CITY OF NEW BALTIMORE												
Chesterfield—1st Precinct	160	356	233	280	157	142	1328	144	479			623
2nd "	336	573	333	605	331	309	2488	273	757			1030
Harrison—1st Precinct	349	663	388	546	416	387	2749	314	857			1171
2nd "	270	555	349	498	388	363	2423	305	677			982
3rd "	198	404	371	331	283	240	1827	214	512			726
4th "	355	584	373	545	361	382	2600	356	690	1		1047
Lenox—1st Precinct	296	498	330	458	387	355	2324	276	718			994
2nd "	203	364	192	312	261	232	1564	210	410			620
Richmond—1st Precinct	354	476	254	410	319	330	2143	249	708			957
2nd "	144	172	116	164	168	154	918	121	236			357
CITY OF MOUNT CLEMENS	219	319	225	259	244	270	1536	178	434			612
1st Precinct	54	76	104	133	109	51	527	111	237			348
2nd "	216	266	291	228	356	302	1659	276	513			789
3rd "	186	239	177	202	282	222	1308	203	467			670
4th "	116	164	93	116	144	112	745	114	283			397
5th "	50	87	49	32	34	31	283	62	160			222
6th "	92	291	187	232	165	102	1069	136	465			601
7th "	128	228	165	211	224	140	1096	159	377			536
8th "	52	85	61	139	114	111	562	86	203			289
9th "	387	436	352	351	515	409	2450	305	754			1059
CITY OF MEMPHIS	66	105	60	92	85	80	488	55	118			173
TOTAL DISTRICT NO. 75	4231	6941	4703	6144	5343	4724	32087	4147	10055			14203
TOTAL DISTRICT NO. 74	5745	9397	6308	8244	5924	4724	42284	8626	8832			17458
TOTAL DISTRICT NO. 73	5149	8976	6045	8248	5068	4945	38471	9648	8704			18352
TOTAL DISTRICT NO. 72	7135	11220	7738	9857	7023	7061	50034	10187	10848			21035
TOTAL DISTRICT NO. 71	9036	12741	8908	11093	9113	9257	59225	10020	14006			24027
TOTAL DISTRICT NO. 70	6485	11109	7333	10097	6508	6440	48022	17381	6253	1		23636
GRAND TOTAL	36531	60384	41035	53683	39039	39427	270103	60909	58698	4		118711
NEW BALTIMORE	160	356	233	280	157	142	1328	144	479			623
CHESTER FIELD	685	1236	721	1151	747	696	5237	587	1614			2201
HARRISON	1119	2041	1423	1832	1419	1340	9174	1151	2597	1		3749
LENOX	557	840	446	722	580	562	3707	459	1118			1577
RICHMOND	363	491	341	423	412	424	2454	299	670			969
MT. CLEMENS	1281	1872	1479	1644	1943	1480	9699	1452	3459			4911
MEMPHIS	66	105	60	92	85	80	488	55	118			173

STATEMENT OF VOTES, GENERAL ELECTION, TUESDAY, NOVEMBER 3RD, 1964

JUDGE OF PROBATE
FRANCIS CASTELLUCCI
JOSEPH V. TRONBSLY
CARL BALLARD
WALTER CYRAN

TOTALS

DONALD PARENT
JOSEPH C. SOMA
JOSEPH V. TRONBSLY
WILKER
LOUIS DAUBS
JOHN GOETZ

TOTALS

NAMES OF TOWNSHIPS AND ELECTION DISTRICTS

DISTRICT NO. 75
CITY OF NEW BALTIMORE

Chesterfield—1st Precinct
2nd "
Harrison—1st Precinct
2nd "
3rd "
4th "

Lenox—1st Precinct
2nd "

Richmond—1st Precinct
2nd "

CITY OF MOUNT CLEMENS

1st Precinct
2nd "
3rd "
4th "
5th "
6th "
7th "
8th "
9th "

CITY OF MEMPHIS

TOTAL DISTRICT NO. 75

TOTAL DISTRICT NO. 74

TOTAL DISTRICT NO. 73

TOTAL DISTRICT NO. 72

TOTAL DISTRICT NO. 71

TOTAL DISTRICT NO. 70

GRAND TOTAL

244	386	630	461	461
431	592	1023	819	819
555	613	1168	940	940
500	495	995	834	834
338	385	723	583	584
509	539	1048	851	853
493	496	990	697	698
274	353	627	545	545
404	533	937	762	762
134	214	349	194	194
333	281	614	524	524
155	171	326	207	207
547	261	808	507	507
396	290	686	466	466
179	219	398	280	280
88	131	219	118	118
296	292	588	403	404
305	259	564	408	408
155	139	294	208	208
679	404	1083	834	834
65	114	179	152	152
7080		14249	10793	10798
9655	7169	17958	12031	12032
9327	8303	17468	11850	11851
1055	8141	20640	14508	14508
12572	9385	24498	18771	18771
10815	1914	21532	14679	14679
10717				
60714		116345	82631	82639
55627	2			
	2			

NEW BALTIMORE	244	386	630	461	461
CHESTER FIELD	986	1205	2191	1759	1759
HARRISON	1840	1915	3756	2965	2969
LENOX	678	886	1564	1307	1307
RICHMOND	467	495	963	718	718
MT. CLEMENS	2800	2166	4966	3431	3432
MEMPHIS	65	114	179	152	152

STATEMENT OF VOTES, GENERAL ELECTION, TUESDAY, NOVEMBER 3RD, 1964

NAMES OF TOWNSHIPS AND ELECTION DISTRICTS	REFERENDUM ON ACT 240 PA 1964 (MASSACHUSETTS BALLOT)					
	YES	NO	YES	NO	YES	NO
DISTRICT NO. 75						
CITY OF NEW BALTIMORE						
Chesterfield—1st Precinct	141	234				
2nd "	241	429				
Harrison—1st Precinct	275	438				
2nd "	222	415				
3rd "	138	235				
4th "	229	414				
Lenox—1st Precinct	225	345				
2nd "	191	310				
Richmond—1st Precinct	109	386				
2nd "	92	103				
CITY OF MOUNT CLEMENS	170	184				
1st Precinct	59	165				
2nd "	359	271				
3rd "	221	271				
4th "	114	182				
5th "	37	133				
6th "	159	238				
7th "	170	287				
8th "	64	147				
9th "	393	444				
CITY OF MEMPHIS	75	128				
TOTAL DISTRICT NO. 75						
	3684	5759				
TOTAL DISTRICT NO. 74						
	7062	14417				
TOTAL DISTRICT NO. 73						
	4715	12694				
TOTAL DISTRICT NO. 72						
	7860	18713				
TOTAL DISTRICT NO. 71						
	8054	14154				
TOTAL DISTRICT NO. 70						
	6513	16170				
GRAND TOTAL						
	37888	81907				
NEW BALTIMORE	141	234				
CHESTERFIELD	516	867				
HARRISON	814	1409				
LENOX	300	696				
Richmond	262	287				
MT. CLEMENS	1576	2138				
MEMPHIS	75	128				

STATEMENT OF VOTES, GENERAL ELECTION, TUESDAY, NOVEMBER 3RD, 1964

NAMES OF
TOWNSHIPS AND
ELECTION DISTRICTS

YES NO YES NO YES NO

- DISTRICT NO. 75**
- CITY OF NEW BALTIMORE**
- Chesterfield—1st Precinct
- 2nd “
- Harrison—1st Precinct
- 2nd “
- 3rd “
- 4th “
- Lenox—1st Precinct
- 2nd “
- Richmond—1st Precinct
- 2nd “

- CITY OF MOUNT CLEMENS**
- 1st Precinct
- 2nd “
- 3rd “
- 4th “
- 5th “
- 6th “
- 7th “
- 8th “
- 9th “

CITY OF MEMPHIS

TOTAL DISTRICT NO. 75

TOTAL DISTRICT NO. 74

TOTAL DISTRICT NO. 73

TOTAL DISTRICT NO. 72

TOTAL DISTRICT NO. 71

TOTAL DISTRICT NO. 70

GRAND TOTAL

STATE OF MICHIGAN, }
COUNTY OF Macomb } ss.

We Do Hereby Certify, That the foregoing is a correct statement of the votes given in the County of Macomb for the offices named in such statement and for the persons designated therein, at the General Election, held on Tuesday, the Third day of November, in the year one thousand nine hundred sixty-four.

In Witness Whereof, We have hereunto set our hands and caused to be affixed the seal of the Circuit Court for the County of Macomb this 16th day of November, in the year one thousand nine hundred sixty-four.

(SEAL)

Frank J. Novak
Margaret L. Symon
Harold F. Lubina
Nancy C. Whitzel

BOARD OF
COUNTY
CANVASSERS

ATTEST:

Edna Miller
CLERK OF BOARD OF COUNTY CANVASSERS.

STATE OF MICHIGAN, }
COUNTY OF Macomb } ss.

We Hereby Certify, That the foregoing is a correct transcript of the statement of the Board of County Canvassers of the County of Macomb of the votes given in such County for the offices named in said statement and for the persons designated therein, at the General Election, held on the Third day of November, 1964, so far as it relates to the votes cast for said office, as appears from the original statement on file in the office of the County Clerk.

In Witness Whereof, We have hereunto set our hands and affixed the seal of the Circuit Court for the County of Macomb this 16th day of November, in the year one thousand nine hundred sixty-four.

(SEAL)

Edna Miller
COUNTY CLERK.
Nancy C. Whitzel
CHAIRMAN OF THE BOARD OF COUNTY CANVASSERS.

CERTIFICATE OF DETERMINATION

STATE OF MICHIGAN,)

COUNTY OF Macomb) ss.

The Board of County Canvassers of Macomb County having Ascertained and Canvassed the Votes of the several Cities and Townships of said County, at the General Election, held on Tuesday, the Third day of November, A. D. 1964.

Do Hereby Certify and Determine

That George Romney having received the largest number of votes is elected Governor

That Philip A. Hart having received the largest number of votes is elected United States Senator

That James G. O'Hara having received the largest number of votes is elected Representative of Congress 12 District

That John T. Bowman having received the largest number of votes is elected Senator District 26

That William Romano having received the largest number of votes is elected Senator District 27

That George N. Parris having received the largest number of votes is elected **Prosecuting Attorney** for a term of four years, commencing January 1, 1965.

That _____ having received the largest number of votes is elected **Sheriff** for a term of four years, commencing January 1, 1965.

That Lester A. Almstadt having received the largest number of votes is elected **County Clerk** for a term of four years, commencing January 1, 1965.

That Lynn Whalen having received the largest number of votes is elected **County Treasurer** for a term of four years, commencing January 1, 1965.

That Aaron Burr having received the largest number of votes is elected **Register of Deeds** for a term of four years, commencing January 1, 1965.

That Thomas J. Welsh having received the largest number of votes is elected **Drain Commissioner** for a term of four years, commencing January 1, 1965.

That _____ having received the largest number of votes is elected **Coroner** for a term of four years, commencing January 1, 1965.

That _____ having received the largest number of votes is elected **Coroner** for a term of four years, commencing January 1, 1965.

That Joseph Soma having received the largest number of votes is elected **County Surveyor** for a term of four years, commencing January 1, 1965.

That John T. Kelsey having received the largest number of votes is elected Representative District # 70

That Bruce L. Monks having received the largest number of votes is elected Representative District # 71

That Warren N. Hoemaere having received the largest number of votes is elected Representative District 72

That Harold B. Clark having received the largest number of votes is elected Representative District 73

That Joseph M. Snyder having received the largest number of votes is elected Representative District 74

That Victor R. Stech having received the largest number of votes is elected Representative District 75

That Francis A. Castellucci having received the largest number of votes is elected **Judge of Probate** for a term of eight years, commencing January 1, 1965.

That Donald J. Parent having received the largest number of votes is elected **Circuit Court Commissioner** for a term of _____ years, commencing January 1, 1965.

That Probate Judge Guy having received the largest number of votes is elected **Circuit Court Commissioner** for a term of _____ years, commencing January 1, 1965.

That Kenneth N. Sanborn having received the largest number of votes is elected Macomb County Community College Trustee

In Witness Whereof, We have hereunto set our hands and affixed the Seal of the Circuit Court for the County of _____ this _____ day of November, in the year one thousand nine hundred and sixty-four.



Harold J. Tuckman

BOARD OF
COUNTY
CANVASSERS

ATTEST:

CLERK OF BOARD OF COUNTY CANVASSERS.

CHAIRMAN OF BOARD OF COUNTY CANVASSERS.

STATEMENT OF VOTES, GENERAL ELECTION, TUESDAY, NOVEMBER 3RD, 1964

The whole number of votes given for the office of **Representative in State Legislature, 73rd District**

was *Twenty thousand, eight hundred ninety-three* 20893
and they were given for the following named persons:

	received	votes	
<i>Harold B. Clark</i>	received <i>Twenty thousand eight</i>	votes	
	received <i>hundred ninety-two</i>	votes	20892
	received	votes	
<i>Scattered vote</i>	received <i>One</i>	votes	1
	received	votes	
	received	votes	
	received	votes	
	received	votes	
	received	votes	
	received	votes	
	received	votes	
	received	votes	
	TOTAL	votes	20,893

The whole number of votes given for the office of **Representative in State Legislature, 74th District**

was *Twenty seven thousand, eight hundred twenty six* 27826
and they were given for the following named persons:

	received	votes	
<i>Joseph M. Snyder</i>	received <i>Fifteen thousand thirty</i>	votes	19030
	received	votes	
<i>Donald J. Addy</i>	received <i>Eight thousand, seven hundred</i>	votes	
	received <i>ninety-five</i>	votes	8795
	received	votes	
<i>Scattered vote</i>	received <i>One</i>	votes	1
	received	votes	
	received	votes	
	received	votes	
	received	votes	
	received	votes	
	received	votes	
	TOTAL	votes	27,826

The whole number of votes given for the office of **Representative in State Legislature, 75th District**

was *Sixteen thousand ninety-four* 16094
and they were given for the following named persons:

	received	votes	
<i>Victor Stech</i>	received <i>Eight thousand eight hundred</i>	votes	8863
	received <i>sixty-three</i>	votes	
	received	votes	
<i>James S. Munneley</i>	received <i>Seven thousand two hundred</i>	votes	7231
	received <i>thirty-one</i>	votes	
	received	votes	
	received	votes	
	received	votes	
	received	votes	
	received	votes	
	received	votes	
	received	votes	
	TOTAL	votes	16094

STATEMENT OF VOTES, GENERAL ELECTION, TUESDAY, NOVEMBER 3RD, 1964

The whole number of votes given for the office of **Representative in State Legislature, 70th District**

was *Thirty one thousand, three hundred eighty six*

31386

and they were given for the following named persons:

John T. Kelsey received *Twenty three thousand nine* votes
received *hundred sixty-one* votes

23961

Norma P. Barnes received *Seven thousand four hundred* votes
received *twenty four* votes

7424

Scattered vote received *One* votes

1

received votes

received votes

received votes

received votes

received votes

TOTAL votes

31386

The whole number of votes given for the office of **Representative in State Legislature, 71st District**

was *Thirty thousand, twenty three*

30023

and they were given for the following named persons:

Bruce L. Monks received *Eighteen thousand five* votes
received *hundred sixty* votes

18560

Robert H. Campbell received *Eleven thousand four* votes
received *hundred sixty-three* votes

11463

received votes

received votes

received votes

received votes

received votes

received votes

received votes

TOTAL votes

30023

The whole number of votes given for the office of **Representative in State Legislature, 72nd District**

was *Thirty two thousand, three hundred thirty-three*

32333

and they were given for the following named persons:

Warren N. Goemaere received *Twenty four thousand two* votes
received *hundred eighty-seven* votes

24287

Kenneth J. Matyrow received *Eight thousand forty six* votes

8,046

received votes

received votes

received votes

received votes

received votes

received votes

received votes

received votes

TOTAL votes

32333

STATEMENT OF VOTES, GENERAL ELECTION, TUESDAY, NOVEMBER 3RD, 1964

The whole number or votes given for the office of **Prosecuting Attorney**

was *One hundred twenty-three thousand, two hundred fifty-four* 123,254
 and they were given for the following named persons:

	received		votes
<i>George N. Parris</i>	received	<i>One hundred twenty-three thousand, two hundred forty-seven</i>	votes 123,247
	received		votes
<i>Scattered vote</i>	received	<i>Seven</i>	votes 7
	received		votes
	received		votes
	received		votes
	received		votes
	received		votes
	received		votes
	received		votes
	TOTAL		votes 123,254

The whole number or votes given for the office of **Sheriff**

was *One hundred sixty-three thousand nine hundred thirty-five* 163,935
 and they were given for the following named persons:

	received		votes
<i>Hester A. Almetadt</i>	received	<i>One hundred twenty-one thousand eight hundred seventy-seven</i>	votes 121,877
	received		votes
<i>William Sumner</i>	received	<i>Forty-two thousand fifty-eight</i>	votes 42,058
	received		votes
	received		votes
	received		votes
	received		votes
	received		votes
	received		votes
	received		votes
	TOTAL		votes 163,935

The whole number or votes given for the office of **County Clerk**

was *One hundred sixty-two thousand, six hundred fifty-nine* 162,659
 and they were given for the following named persons:

	received		votes
<i>Edna Miller</i>	received	<i>One hundred seventeen thousand one hundred eight</i>	votes 117,108
	received		votes
<i>Edgar D. Denison</i>	received	<i>Forty-five thousand five hundred fifty-one</i>	votes 45,551
	received		votes
	received		votes
	received		votes
	received		votes
	received		votes
	received		votes
	received		votes
	TOTAL		votes 162,659

STATEMENT OF VOTES, GENERAL ELECTION, TUESDAY, NOVEMBER 3RD, 1964

The whole number or votes given for the office of **Drain Commissioner**

was *One hundred twenty-two thousand, five hundred four* 122,504

and they were given for the following named persons:

	received		votes
<i>Thomas S. Welch</i>	received	<i>One hundred twenty-two thousand</i>	votes
	received	<i>four hundred seventy-nine</i>	votes 122,479
	received		votes
<i>Scattered votes</i>	received	<i>Twenty-five</i>	votes 25
	received		votes
	received		votes
	received		votes
	received		votes
	received		votes
	received		votes
	received		votes
	received		votes
	TOTAL		votes 122,504

The whole number or votes given for the office of **Coroners**

was

and they were given for the following named persons:

	received		votes
	received		votes
	received		votes
	received		votes
	received		votes
	received		votes
	received		votes
	received		votes
	received		votes
	received		votes
	received		votes
	received		votes
	received		votes
	TOTAL		votes

The whole number or votes given for the office of **County Surveyor**

was *One hundred twenty thousand, two hundred seventy-nine* 120,279

and they were given for the following named persons:

	received		votes
<i>Joseph C. Soma</i>	received	<i>One hundred twenty thousand</i>	votes
	received	<i>two hundred sixty-nine</i>	votes 120,269
	received		votes
	received		votes
<i>Scattered votes</i>	received	<i>Ten</i>	votes 10
	received		votes
	received		votes
	received		votes
	received		votes
	received		votes
	received		votes
	received		votes
	TOTAL		votes 120,279

STATEMENT OF VOTES, GENERAL ELECTION, TUESDAY, NOVEMBER 3RD, 1964

The whole number or votes given for the office of **Judges of the Court of Appeals, 2nd District** was *Two hundred seventy thousand, one hundred three* 270,103
 and they were given for the following named persons:

<i>Donald R. Freeman</i>	received	<i>Thirty six thousand five hundred</i>	votes	
	received	<i>thirty-one</i>	votes	36,531
<i>Thomas Giles Kavanagh</i>	received	<i>Sixty thousand three hundred</i>	votes	
	received	<i>eighty-four</i>	votes	60,384
<i>Louis D. McGregor</i>	received	<i>Forty one thousand thirty-five</i>	votes	41,035
	received		votes	
<i>Francis L. O'Brien</i>	received	<i>Fifty three thousand six</i>	votes	
	received	<i>hundred eighty-three</i>	votes	53,683
<i>Timothy C. Quinn</i>	received	<i>Thirty nine thousand thirty nine</i>	votes	39,039
	received		votes	
<i>Farnell E. Roberts</i>	received	<i>Thirty nine thousand four hundred</i>	votes	39,427
	received	<i>twenty-seven</i>	votes	
<i>Scattered votes</i>	received	<i>Four</i>	votes	4
	TOTAL		votes	270,103

The whole number or votes given for the office of **Circuit Judge 16th** was *One hundred eighteen thousand seven hundred eleven* 118,711
 and they were given for the following named persons:

	received		votes	
<i>Edward J. Gallagher</i>	received	<i>Sixty thousand, nine</i>	votes	60,009
	received		votes	
<i>Frank E. Jeannette</i>	received	<i>Fifty eight thousand six</i>	votes	
	received	<i>hundred ninety-eight</i>	votes	58,698
	received		votes	
<i>Scattered vote</i>	received	<i>Four</i>	votes	4
	received		votes	
	received		votes	
	received		votes	
	received		votes	
	received		votes	
	received		votes	
	TOTAL		votes	118,711

The whole number or votes given for the office of **Judge of Probate 8yr.** was *One hundred sixteen thousand, three hundred forty-five* 116,345
 and they were given for the following named persons:

	received		votes	
<i>Francis Castellucci</i>	received	<i>Sixty thousand seven hundred</i>	votes	60,714
	received	<i>fourteen</i>	votes	
<i>Joseph V. Trombly</i>	received	<i>Fifty-five thousand six hundred</i>	votes	55,627
	received	<i>twenty-seven</i>	votes	
<i>Scattered votes</i>	received	<i>Four</i>	votes	4
	received		votes	
	received		votes	
	received		votes	
	received		votes	
	received		votes	
	received		votes	
	TOTAL		votes	116,345

STATEMENT OF VOTES, GENERAL ELECTION, TUESDAY, NOVEMBER 3RD, 1964

The whole number of votes given for the office of *Judge Probate 6 yr.*
 was *Eighty-two thousand, six hundred thirty-nine* 82,639
 and they were given for the following named persons:

	received	votes	
<i>Donald J. Parent</i>	received <i>Eighty-two thousand six hundred</i>	votes	<i>82,631</i>
	received <i>thirty-one</i>	votes	
	received	votes	
<i>Scattered votes</i>	received <i>Eight</i>	votes	<i>8</i>
	received	votes	
	received	votes	
	received	votes	
	received	votes	
	received	votes	
	received	votes	
	received	votes	
	received	votes	
	TOTAL	votes	<i>82,639</i>

The whole number of votes given for the office of *Macon County Community College Trustee*
 was *One hundred eight thousand nine hundred seventy-five* 108,975
 and they were given for the following named persons:

<i>Harvey R. Dean</i>	received <i>Nineteen thousand four hundred</i>	votes	<i>19,449</i>
	received <i>Forty-nine</i>	votes	
<i>Fred Nicholson</i>	received <i>Twenty-four thousand five hundred</i>	votes	<i>24,530</i>
	received <i>thirty</i>	votes	
<i>Allen F. Bush</i>	received <i>Eighteen thousand two hundred</i>	votes	<i>18,202</i>
	received <i>two</i>	votes	
<i>Michael Daniel Swartz</i>	received <i>Twenty-one thousand three</i>	votes	<i>21,320</i>
	received <i>hundred twenty</i>	votes	
<i>Kenneth N. Sanborn</i>	received <i>Twenty-five thousand four</i>	votes	<i>25,451</i>
	received <i>hundred forty-one</i>	votes	
<i>Scattered votes</i>	received <i>Twenty-three</i>	votes	<i>23</i>
	received	votes	
	TOTAL	votes	<i>108,975</i>

The whole number of votes given for the office of
 was
 and they were given for the following named persons:

	received	votes	
	received	votes	
	received	votes	
	received	votes	
	received	votes	
	received	votes	
	received	votes	
	received	votes	
	received	votes	
	received	votes	
	received	votes	
	received	votes	
	received	votes	
	received	votes	
	received	votes	
	TOTAL	votes	

PUT FIGURES
IN THIS COLUMN

The whole number of votes given for and against the-----

REFERENDUM ON ACT 240 PA 1964 (MASSACHUSETTS BALLOT)

Shall Act 240 of the PA 1964 be approved? This act eliminates a straight party ticket and requires a separate vote for each candidate voted for and which provides that in general elections, candidates' names shall be grouped under office titles (Massachusetts type ballot) rather than under party headings (present system).

was *One hundred nineteen thousand seven hundred* 119,795

of which number *Thirty seven thousand eight hundred ^{ninety-five} ~~eighty-eight~~* 37,888

votes were marked **YES**

and *Eighty one thousand, nine hundred seven* 81,907

votes were marked **NO**

TOTAL VOTES,

119,795

The whole number of votes given for and against the-----

was-----

of which number-----

votes were marked **YES**

and-----

votes were marked **NO**

TOTAL VOTES,

The whole number of votes given for and against the-----

was-----

of which number-----

votes were marked **YES**

and-----

votes were marked **NO**

TOTAL VOTES,

The whole number of votes given for and against the-----

was-----

of which number-----

votes were marked **YES**

and-----

votes were marked **NO**

TOTAL VOTES,

STATEMENT OF VOTES, GENERAL ELECTION, TUESDAY, NOVEMBER 3RD, 1964

PUT FIGURES
IN THIS COLUMN

The whole number of votes given for and against the.....

.....
.....
.....

was.....

of which number.....

votes were marked **YES**

and.....

votes were marked **NO**

TOTAL VOTES,

The whole number of votes given for and against the.....

.....
.....
.....

was.....

of which number.....

votes were marked **YES**

and.....

votes were marked **NO**

TOTAL VOTES,

The whole number of votes given for and against the.....

.....
.....
.....

was.....

of which number.....

votes were marked **YES**

and.....

votes were marked **NO**

TOTAL VOTES,

The whole number of votes given for and against the.....

.....
.....
.....

was.....

of which number.....

votes were marked **YES**

and.....

votes were marked **NO**

TOTAL VOTES,



STATEMENT OF VOTES, GENERAL ELECTION, TUESDAY, NOVEMBER 3RD, 1964

UNITED STATES SENATOR

REPRESENTATIVE IN CONGRESS 12 DISTRICT

UNITED STATES SENATOR					REPRESENTATIVE IN CONGRESS <u>12</u> DISTRICT				
PHILIP A. HART	ELLY M. PETERSON	EVELYN SELL	JAMES SIM	ERNEST C. SMITH	TOTALS	JAMES G. O'HARA	ROBERT G. POWELL	LEON A. GREENWOOD	TOTALS
371 89	0	0	0	0	460	373 77			450
480 92	1	0	0	1	574	481 85			566
579 129	0	0	0	1	709	573 117			690
261 69	0	0	0	0	330	267 61			328
297 76	1	0	0	0	374	290 73			363
749 186	1	2	0	0	938	755 162			917
594 114	2	1	0	0	711	589 105			694
564 177	0	0	0	0	741	547 176			723
431 100	0	0	0	0	531	432 94			526
444 100	0	1	0	0	545	436 103			539
914 235	1	0	0	0	1150	876 244			1120
866 193	1	2	1	1	1063	869 176			1046
758 153	1	0	1	1	913	746 148			894
846 202	0	2	0	0	1050	838 188			1026
433 94	0	0	0	0	527	425 88			513
672 191	3	0	0	0	866	662 187			849
460 181	0	0	1	1	642	467 175			642
462 321	0	1	1	1	785	456 309			765
583 147	1	2	1	1	734	576 141			717
562 172	0	0	0	0	734	558 160			718
608 127	0	0	0	0	735	592 133			725
652 244	0	0	0	0	896	622 242			864
282 95	1	0	0	0	378	279 90			369
460 113	0	0	0	0	573	467 99			566
461 90	0	2	0	0	553	461 85			546
532 172	3	1	0	0	708	525 151			676
598 162	0	1	0	0	761	560 168			728
686 168	2	0	1	1	857	671 163			834
797 201	1	0	1	1	1000	789 193			982
548 137	0	1	0	0	686	545 126			671
605 232	2	1	0	0	840	594 230			824
562 190	1	0	0	0	753	541 183			724
567 141	1	0	0	0	709	552 139			691
419 148	0	0	0	0	567	429 127			556
590 132	0	0	0	0	722	581 131			712
550 119	0	1	0	0	670	552 110			662
772 130	1	1	0	0	904	769 125			894
605 153	2	1	0	0	761	610 149			759
366 86	2	0	0	0	454	363 81			444
21986	5861	28	20	9	27904	21718	5594	1	27313

- DISTRICT NO. 73**
CITY OF WARREN
 Precinct No. 22
 " No. 23
 " No. 24
 " No. 25
 " No. 26
 " No. 32
 " No. 33
 " No. 34
 " No. 35
 " No. 36
- CITY OF CENTER LINE**
 1st Precinct
 2nd "
 3rd "
 4th "
- CITY OF EAST DETROIT**
 1st Precinct
 2nd "
 3rd "
 4th "
 5th "
 6th "
 7th "
 8th "
 9th "
 10th "
 11th "
 12th "
 13th "
 14th "
 15th "
 16th "
 17th "
 18th "
 19th "
 20th "
 21st "
 22nd "
 23rd "
 24th "
 25th "
- TOTAL DISTRICT NO. 73**
 (Totaled in Section 6)

WARREN	4770	5	4	2	5913	4743	1053		5796
CENTER LINE	3384	3	4	2	4176	3329	756	1	4086
EAST DETROIT	13832	20	12	5	17815	13646	3785		17431

STATEMENT OF VOTES, GENERAL ELECTION, TUESDAY, NOVEMBER 3RD, 1964

STATE SENATOR 26-27 DISTRICT

Representative in State Legislature 73 District

NAMES OF TOWNSHIPS AND ELECTION DISTRICTS

John T. Bowman
DONALD BROWN

TOTALS
WILLIAM ROMANO
HOMER W. HAZELTON

HAROLD B. CLARK
DONALD ELLIOTT

TOTALS

DISTRICT NO. 73

CITY OF WARREN

- Precinct No. 22
- " No. 23
- " No. 24
- " No. 25
- " No. 26
- " No. 32
- " No. 33
- " No. 34
- " No. 35
- " No. 36

351	95	446	363
462	101	563	471
549	120	669	551
250	74	324	243
283	91	374	279
708	210	918	729
577	121	698	570
502	213	715	525
407	104	511	421
407	118	525	413

363
471
551
243
279
729
570
525
421
413

CITY OF CENTER LINE

- 1st Precinct
- 2nd "
- 3rd "
- 4th "

841	308	1149	835
818	249	1067	828
712	201	913	720.1
769	278	1047	774

835
828
721
774

CITY OF EAST DETROIT

- 1st Precinct
- 2nd "
- 3rd "
- 4th "
- 5th "
- 6th "
- 7th "
- 8th "
- 9th "
- 10th "
- 11th "
- 12th "
- 13th "
- 14th "
- 15th "
- 16th "
- 17th "
- 18th "
- 19th "
- 20th "
- 21st "
- 22nd "
- 23rd "
- 24th "
- 25th "

428	85	513	416
646	192	838	641
464	169	633	451
462	246	758	455
569	140	709	542
552	158	710	541
583	139	717	583
598	248	846	600
274	86	360	265
456	101	557	454
451	91	542	443
484	166	650	487
545	167	712	547
647	173	820	651
785	189	974	779
541	127	668	538
556	251	807	559
522	189	711	519
537	144	681	528
414	133	547	417
576	133	709	575
537	110	647	526
741	127	868	738
568	165	733	566
347	87	434	349

1636	2283	9919																						
513	838	633	758	709	710	717	846	360	557	542	650	712	820	974	668	807	711	681	547	709	647	868	733	434

416	641	451	455	542	541	583	600	265	454	443	487	547	651	779	538	559	519	528	417	575	526	738	566	349
-----	-----	-----	-----	-----	-----	-----	-----	-----	-----	-----	-----	-----	-----	-----	-----	-----	-----	-----	-----	-----	-----	-----	-----	-----

TOTAL DISTRICT NO. 73
(Totaled in Section 6)

13283
3861

17144

20892
1

20893

WARREN

4496
1247

5743

4565

4565

CENTER LINE

3140

4176

3157

1

3158

EAST DETROIT

13283

3861

17144

13170

13170

MEMBER STATE BOARD OF EDUCATION
TWO YEAR TERM

LEON FILL	DONALD M. D. THURBER	KARLA PARKER	ELLEN M. SOLOMONSON	HENRY L. HILL	MARGARET WILLIS	TOTALS
343	355	98	86	0	1	883
435	458	101	97	0	0	1091
514	536	133	125	2	0	1310
234	240	76	67	2	1	620
260	275	87	78	0	0	700
665	700	200	182	1	1	1749
524	557	131	115	2	0	1329
460	500	222	205	0	0	1387
376	406	109	103	1	0	995
379	410	116	111	0	1	1017
803	832	262	246	1	0	2144
746	800	213	197	0	0	1956
665	702	159	147	0	0	1673
721	760	234	218	0	0	1933
401	412	92	89	2	1	997
583	610	219	207	0	0	1619
405	431	198	189	1	1	1225
396	427	324	315	0	0	1462
495	527	159	144	0	0	1325
497	533	175	170	0	1	1376
538	564	143	127	0	0	1372
547	586	253	246	0	0	1626
243	261	88	85	0	0	677
418	433	119	113	0	1	1084
413	432	106	96	0	0	1047
449	480	179	170	0	0	1278
487	529	193	169	0	0	1378
604	638	175	164	2	3	1586
726	753	207	198	0	1	1885
492	517	142	136	0	0	1287
520	551	263	245	0	0	1579
472	503	200	198	0	0	1373
493	512	158	146	1	0	1310
368	389	150	145	1	0	1053
528	555	151	148	0	0	1382
494	520	126	119	0	0	1259
706	734	145	125	1	0	1711
519	557	178	173	2	1	1430
324	343	94	86	0	1	848

DISTRICT NO. 73
CITY OF WARREN

- Precinct No. 22
- " No. 23
- " No. 24
- " No. 25
- " No. 26
- " No. 32
- " No. 33
- " No. 34
- " No. 35
- " No. 36

CITY OF CENTER LINE

- 1st Precinct
- 2nd "
- 3rd "
- 4th "

CITY OF EAST DETROIT

- 1st Precinct
- 2nd "
- 3rd "
- 4th "
- 5th "
- 6th "
- 7th "
- 8th "
- 9th "
- 10th "
- 11th "
- 12th "
- 13th "
- 14th "
- 15th "
- 16th "
- 17th "
- 18th "
- 19th "
- 20th "
- 21st "
- 22nd "
- 23rd "
- 24th "
- 25th "

TOTAL DISTRICT NO. 73
(Totaled in Section 6)

19,243
20,328
6,378
5,974 19 14

51,956

WARREN 4190 4437 1273 1169 8 4 11081

CENTER LINE 2935 3094 868 808 1 0 7706

EAST DETROIT 12118 12365 4237 4003 10 10 33169

STATEMENT OF VOTES, GENERAL ELECTION, TUESDAY, NOVEMBER 3RD, 1964

MEMBER STATE BOARD OF EDUCATION
FOUR YEAR TERM

NAMES OF TOWNSHIPS AND ELECTION DISTRICTS	MARILYN JEAN KELLY	CARMEN L. DELLIQUADRI	JOYCE HATTON	BOURKE LODIEWYK	HELEN KELLY	CLARA MARAVIN	TOTALS
DISTRICT NO. 73							
CITY OF WARREN							
Precinct No. 22	357	338	93	91	0	0	879
" No. 23	452	434	109	98	0	0	1093
" No. 24	517	507	144	134	1	1	1304
" No. 25	242	230	73	70	0	1	616
" No. 26	269	256	87	83	0	0	695
" No. 32	681	677	198	186	0	0	1742
" No. 33	546	533	132	118	2	2	1333
" No. 34	485	467	213	206	0	0	1371
" No. 35	401	374	119	103	1	0	998
" No. 36	380	380	126	125	1	0	1012
CITY OF CENTER LINE							
1st Precinct	796	785	279	274	0	1	2135
2nd "	775	750	225	207	1	0	1958
3rd "	685	646	175	164	1	0	1671
4th "	744	717	231	235	2	1	1930
CITY OF EAST DETROIT							
1st Precinct	405	393	101	95	1	0	995
2nd "	607	573	216	212	1	0	1609
3rd "	419	391	202	204	1	1	1218
4th "	401	395	331	326	0	0	1453
5th "	507	491	168	159	0	0	1325
6th "	512	493	186	181	2	0	1374
7th "	563	532	141	139	0	0	1375
8th "	563	546	256	261	1	0	1627
9th "	251	238	97	95	1	0	682
10th "	431	414	116	119	1	0	1081
11th "	428	406	105	105	0	0	1044
12th "	458	459	178	180	0	0	1275
13th "	501	501	195	190	0	0	1387
14th "	618	607	190	174	2	2	1593
15th "	737	715	217	210	1	0	1880
16th "	501	483	144	159	0	0	1287
17th "	527	506	265	270	0	0	1568
18th "	471	483	215	207	0	0	1376
19th "	498	490	168	152	1	0	1309
20th "	388	364	152	151	1	0	1056
21st "	545	527	156	153	2	1	1384
22nd "	503	500	127	124	0	0	1254
23rd "	686	705	159	142	1	0	1693
24th "	578	523	180	181	3	0	1415
25th "	328	325	96	95	0	0	844

TOTAL DISTRICT NO. 73
(Totaled in Section 6)

19706
19154
6565
6378
28 10

51841

WARREN

4330 1294 5
4196 1214 4

11043

CENTER LINE

3000 910 4
2898 880 2

7694

EAST DETROIT

12376 4361 19
12060 4284 4

33104

STATEMENT OF VOTES, GENERAL ELECTION, TUESDAY, NOVEMBER 3RD, 1964

MEMBERS STATE BOARD OF EDUCATION
SIX YEAR TERM

THOMAS J. BRENNAN	PETER OPPEWALL	ROBERT P. BRIGGS	JOHN C. KREGER	MATTIE R. MAYS	CONSTANCE DIANE MOLETTE	TOTALS
357	344	95	93	0	8	897
460	426	106	98	0	0	1090
532	506	130	131	0	1	1300
238	226	76	68	0	0	608
273	250	90	77	0	0	690
691	658	202	194	2	0	1747
554	522	128	126	0	0	1330
504	461	213	206	0	0	1384
395	378	115	106	0	1	995
401	366	119	122	1	1	1010
821	770	281	251	1	0	2124
795	740	216	198	0	0	1949
695	635	179	160	0	1	1670
754	705	242	220	1	1	1923
409	390	91	93	1	0	984
607	573	213	215	0	0	1608
422	406	196	193	2	1	1220
419	379	339	324	0	0	1461
512	483	162	161	1	0	1319
524	501	178	170	0	0	1373
569	531	139	128	0	0	1367
573	544	253	250	0	0	1620
263	240	103	89	0	0	695
432	409	117	116	0	1	1075
428	404	100	108	0	1	1041
465	447	178	181	1	0	1272
519	486	190	180	0	0	1375
639	589	188	173	2	2	1593
747	716	214	197	1	0	1875
515	485	148	136	0	0	1284
550	507	260	254	0	0	1571
506	477	198	198	0	0	1379
509	474	160	160	0	0	1303
379	358	159	152	0	1	1049
558	528	157	146	0	0	1389
522	489	130	123	0	0	1264
733	690	138	140	0	1	1702
549	503	185	172	1	1	1411
336	320	94	96	0	0	846
20155	16916	6482	6205	14	21	51793

- DISTRICT NO. 73**
CITY OF WARREN
 Precinct No. 22
 " No. 23
 " No. 24
 " No. 25
 " No. 26
 " No. 32
 " No. 33
 " No. 34
 " No. 35
 " No. 36
CITY OF CENTER LINE
 1st Precinct
 2nd "
 3rd "
 4th "
CITY OF EAST DETROIT
 1st Precinct
 2nd "
 3rd "
 4th "
 5th "
 6th "
 7th "
 8th "
 9th "
 10th "
 11th "
 12th "
 13th "
 14th "
 15th "
 16th "
 17th "
 18th "
 19th "
 20th "
 21st "
 22nd "
 23rd "
 24th "
 25th "

TOTAL DISTRICT NO. 73
(Totaled in Section 6)

WARREN	4405	1274	3	11	11051
	4137	1221			
CENTER LINE	3065	918	2	2	7666
	2850	829			
EAST DETROIT	12685	4112	9	8	33076
	11929	4155			

STATEMENT OF VOTES, GENERAL ELECTION, TUESDAY, NOVEMBER 3RD, 1964

MEMBER STATE BOARD OF EDUCATION
EIGHT YEAR TERM

NAMES OF
TOWNSHIPS AND
ELECTION DISTRICTS

CHARLES E. MORTON
EDWIN L. NOVAK
ALVIN M. BENTLEY
JAMES F. O'NEIL
ELLA MAE PERRYMAN
JOHN R. THOMAS

TOTALS

DISTRICT NO. 73

CITY OF WARREN

Precinct No. 22	338	346	102	99	0	0
" No. 23	429	434	115	114	0	0
" No. 24	492	514	150	147	1	0
" No. 25	227	239	80	75	1	0
" No. 26	251	266	97	92	0	0
" No. 32	645	681	226	215	0	2
" No. 33	501	529	154	149	0	1
" No. 34	456	481	235	229	0	0
" No. 35	362	386	132	127	0	0
" No. 36	350	379	147	138	0	1

885
1092
1201
622
706
1769
1334
1401
1067
1015

CITY OF CENTER LINE

1st Precinct	760	801	314	291	1	0
2nd "	729	772	237	236	0	0
3rd "	630	670	204	182	1	0
4th "	697	734	276	242	0	0

2167
1974
1687
1949

CITY OF EAST DETROIT

1st Precinct	379	398	104	103	0	0
2nd "	548	588	231	237	0	0
3rd "	389	408	220	211	1	1
4th "	385	396	354	345	0	0
5th "	471	490	185	172	0	0
6th "	489	500	195	191	0	0
7th "	523	549	153	145	0	0
8th "	531	550	285	271	0	0
9th "	228	245	114	104	0	0
10th "	409	415	133	115	0	1
11th "	402	417	118	116	0	0
12th "	417	454	212	193	0	0
13th "	448	499	240	203	0	0
14th "	584	611	200	199	2	3
15th "	722	722	230	215	0	2
16th "	477	492	162	152	0	0
17th "	486	516	286	291	0	0
18th "	449	476	228	223	0	0
19th "	463	488	179	183	0	0
20th "	357	362	169	171	0	0
21st "	523	530	168	162	0	1
22nd "	485	498	145	138	0	0
23rd "	668	718	172	157	0	1
24th "	494	517	208	201	1	0
25th "	307	329	109	111	0	0

984
1624
1230
1480
1318
1375
1370
1637
691
1073
1053
1276
1390
1599
1891
1283
1579
1376
1313
1059
1384
1266
1716
1421
854

TOTAL DISTRICT NO. 73
(Totaled in Section 6)

18521
19398
1269
6945
8
13

52154

WARREN

4051 4255 1438 1385 2 4

11135

CENTER LINE

2816 2977 1031 951 2 0

7777

EAST DETROIT

11654 12166 4800 4609 4 9

33242

STATEMENT OF VOTES, GENERAL ELECTION, TUESDAY, NOVEMBER 3RD, 1964

MEMBERS BOARD OF TRUSTEES MICHIGAN STATE UNIVERSITY

FRANK HARTMAN	CLAIR WHITE	PAUL D. BAGWELL	JOHN S. PINGEL	THEOS A. GROVE	ALBERT MILLS	GRACE LEE BOGGS	EUGENE S. MCGUIRE	TOTALS
345	340	104	95	0	0	0	0	884
435	426	120	104	1	0	0	0	1087
515	485	158	142	0	1	0	0	1304
239	228	81	67	0	0	0	0	615
262	259	99	76	0	0	0	0	696
677	653	229	208	2	3	0	0	1772
538	513	153	135	1	1	0	0	1341
476	460	241	212	0	0	1	0	1390
391	368	131	111	0	0	0	0	1001
370	350	158	129	0	0	0	0	1007
783	753	312	274	1	1	0	1	2125
764	732	246	218	3	2	0	1	1966
657	640	200	165	1	0	0	0	1663
718	684	281	241	2	2	0	1	1929
393	380	108	93	0	0	1	0	975
580	552	252	229	0	0	0	1	1614
404	382	227	203	0	0	1	1	1218
400	370	368	336	1	1	0	0	1476
503	468	189	160	0	0	0	1	1321
504	489	199	184	0	0	0	0	1376
535	531	158	146	0	0	1	0	1371
552	532	288	255	0	0	0	0	1628
243	228	115	100	0	0	0	0	686
419	403	135	115	0	0	1	0	1073
419	404	125	102	0	0	0	0	1050
444	417	223	193	1	1	0	0	1279
480	450	241	204	0	0	0	1	1376
614	581	213	185	1	2	1	2	1599
732	687	244	221	0	0	0	1	1885
497	475	175	148	1	1	0	0	1297
505	474	304	273	1	1	0	0	1558
462	450	237	223	0	0	0	0	1372
488	466	189	169	0	0	0	0	1312
364	359	170	166	1	0	2	1	1063
528	508	173	169	0	0	0	0	1378
503	476	148	134	1	1	0	0	1263
693	655	177	150	1	1	0	1	1678
511	490	218	187	1	3	0	1	1411
327	303	116	96	0	0	0	0	842
19270	18422	7505	6618	20	21	8	17	51881

NAMES OF TOWNSHIPS AND ELECTION DISTRICTS

- DISTRICT NO. 73**
- CITY OF WARREN**
- Precinct No. 22
- " No. 23
- " No. 24
- " No. 25
- " No. 26
- " No. 32
- " No. 33
- " No. 34
- " No. 35
- " No. 36
- CITY OF CENTER LINE**
- 1st Precinct
- 2nd "
- 3rd "
- 4th "
- CITY OF EAST DETROIT**
- 1st Precinct
- 2nd "
- 3rd "
- 4th "
- 5th "
- 6th "
- 7th "
- 8th "
- 9th "
- 10th "
- 11th "
- 12th "
- 13th "
- 14th "
- 15th "
- 16th "
- 17th "
- 18th "
- 19th "
- 20th "
- 21st "
- 22nd "
- 23rd "
- 24th "
- 25th "

TOTAL DISTRICT NO. 73 (Totaled in Section 6)

WARREN	4248	4082	1474	1279	4	5	1	4	11097
CENTER LINE	2922	2809	1039	898	7	5	0	3	7683
EAST DETROIT	12100	11531	4992	4441	9	11	7	10	33101

STATEMENT OF VOTES, GENERAL ELECTION, TUESDAY, NOVEMBER 3RD, 1964

MEMBERS BOARD OF GOVERNORS WAYNE STATE UNIVERSITY

NAMES OF TOWNSHIPS AND ELECTION DISTRICTS	WILLIAM B. HALL	BENJAMIN M. ROSE	WILBER M. BRUCKER, JR.	CHARLES GERSHENSON	CHARLES FRASER	LOWELL E. MILLER	HELEN NUTTALL BROWN	LOUIS J. CLEAGE	TOTALS
DISTRICT NO. 73									
CITY OF WARREN									
Precinct No. 22	348	335	99	96	0	0	0	0	878
" No. 23	144	428	114	99	0	0	0	0	1085
" No. 24	512	502	146	131	0	1	1	1	1294
" No. 25	233	224	78	70	0	0	0	0	605
" No. 26	264	249	93	82	0	0	0	0	688
" No. 32	683	652	212	196	2	3	1	0	1749
" No. 33	537	519	143	123	1	1	0	1	1325
" No. 34	478	455	232	208	0	1	0	2	1376
" No. 35	388	376	119	105	0	0	0	3	991
" No. 36	259	358	136	122	0	0	0	0	875
CITY OF CENTER LINE									
1st Precinct	795	754	299	267	1	2	0	1	2119
2nd "	765	725	238	213	2	2	0	0	1945
3rd "	671	627	195	166	0	0	2	0	1661
4th "	720	690	264	229	3	6	2	1	1915
CITY OF EAST DETROIT									
1st Precinct	392	380	108	94	0	2	1	0	977
2nd "	586	567	234	218	0	0	1	0	1606
3rd "	408	390	213	198	0	1	1	2	1213
4th "	398	379	357	326	1	2	0	0	1463
5th "	501	477	176	153	1	1	1	0	1310
6th "	503	489	200	179	0	0	0	0	1371
7th "	544	527	144	138	0	1	1	1	1356
8th "	552	525	286	267	0	1	0	0	1631
9th "	248	236	108	97	0	0	0	0	689
10th "	421	406	126	119	1	0	1	0	1074
11th "	421	397	112	108	0	0	0	0	1038
12th "	448	427	204	187	1	1	0	1	1269
13th "	481	451	221	195	1	2	0	0	1351
14th "	610	592	200	184	2	1	3	2	1594
15th "	728	702	223	215	0	1	0	2	1871
16th "	499	473	155	147	1	2	0	0	1277
17th "	514	481	284	263	1	1	0	0	1544
18th "	471	459	225	208	0	0	0	0	1363
19th "	478	476	180	161	0	1	0	0	1296
20th "	373	351	169	157	1	1	2	1	1055
21st "	534	516	165	147	0	0	1	0	1363
22nd "	495	480	146	129	1	1	0	0	1252
23rd "	693	666	159	146	2	1	1	0	1668
24th "	516	497	194	184	3	2	1	0	1397
25th "	324	309	106	91	0	0	0	0	830
TOTAL DISTRICT NO. 73 (Totaled in Section 6)	19235	18547	7063	6418	25	38	20	18	51364
WARREN	4146	4098	1372	1232	3	6	2	7	10866
CENTER LINE	2951	2796	996	875	6	10	4	2	7640
EAST DETROIT	12138	11653	4695	4311	16	22	14	9	32858

STATEMENT OF VOTES, GENERAL ELECTION, TUESDAY, NOVEMBER 3RD, 1964

PROSECUTING ATTORNEY

SHERIFF

GEORGE N. PARRIS

TOTALS

LESTER A. ALANSTADT
WILLIAM SUMNER

TOTALS

NAMES OF TOWNSHIPS AND ELECTION DISTRICTS

DISTRICT NO. 73
CITY OF WARREN

- Precinct No. 22
- " No. 23
- " No. 24
- " No. 25
- " No. 26
- " No. 32
- " No. 33
- " No. 34
- " No. 35
- " No. 36

CITY OF CENTER LINE

- 1st Precinct
- 2nd "
- 3rd "
- 4th "

CITY OF EAST DETROIT

- 1st Precinct
- 2nd "
- 3rd "
- 4th "
- 5th "
- 6th "
- 7th "
- 8th "
- 9th "
- 10th "
- 11th "
- 12th "
- 13th "
- 14th "
- 15th "
- 16th "
- 17th "
- 18th "
- 19th "
- 20th "
- 21st "
- 22nd "
- 23rd "
- 24th "
- 25th "

373
472
575
255
298
749
581
542
422
416

373 356 95
472 463 92
575 550 122
255 253 64
298 288 75
749 725 181
581 580 110
542 512 191
422 412 95
416 403 115

451
555
672
317
363
906
690
703
507
518

868
878
750
804

868 865 226
878 835 185
750 724 141
804 787 215

1091
1020
865
1002

423
641
458
458
555
548
575
615
279
454
449
501
547
663
791
531
558
528
525
417
576
541
733
570
348

423 421 82
641 636 188
458 469 156
458 465 290
555 552 137
548 553 157
575 572 124
615 601 226
279 289 76
454 454 100
449 447 87
501 482 171
547 527 175
663 635 173
791 776 188
531 529 129
558 546 242
528 506 188
525 520 146
417 417 130
576 563 138
541 527 117
733 732 125
570 549 164
348 342 83

503
824
625
755
689
710
696
827
365
554
534
653
702
808
964
658
788
694
666
547
701
644
857
713
425

21,267

21,267

20,863
5,699

26,562

TOTAL DISTRICT NO. 73
(Totaled in Section 6)

WARREN

4683

4683 1140
4542

5682

CENTER LINE

3300

3300 767
3211

3978

EAST DETROIT

13284

13284 3792
13110

16902

STATEMENT OF VOTES, GENERAL ELECTION, TUESDAY, NOVEMBER 3RD, 1964

COUNTY CLERK

COUNTY TREASURER

NAMES OF TOWNSHIPS AND ELECTION DISTRICTS

Edna Miller
Edgar D. Denison

TOTALS

Lynn Whalen

TOTALS

DISTRICT NO. 73
CITY OF WARREN

- Precinct No. 22
- " No. 23
- " No. 24
- " No. 25
- " No. 26
- " No. 32
- " No. 33
- " No. 34
- " No. 35
- " No. 36

358 91	449	372	372
454 98	552	467	467
539 131	670	545	545
256 67	323	253	253
285 76	361	288	288
734 189	923	732	732
568 124	692	578	578
513 202	715	530	530
406 112	518	419	419
393 116	509	408	408

CITY OF CENTER LINE

- 1st Precinct
- 2nd "
- 3rd "
- 4th "

843 250	1093	864	864
823 200	1023	845	845
721 154	875	722	722
783 224	1007	797	797

CITY OF EAST DETROIT

- 1st Precinct
- 2nd "
- 3rd "
- 4th "
- 5th "
- 6th "
- 7th "
- 8th "
- 9th "
- 10th "
- 11th "
- 12th "
- 13th "
- 14th "
- 15th "
- 16th "
- 17th "
- 18th "
- 19th "
- 20th "
- 21st "
- 22nd "
- 23rd "
- 24th "
- 25th "

403 90	493	426	426
623 188	811	652	652
440 179	619	461	461
440 304	744	472	472
530 149	679	545	545
524 170	694	553	553
558 130	688	579	579
579 241	820	602	602
266 82	348	282	282
442 104	546	461	461
432 96	528	451	451
465 177	642	488	488
504 193	697	535	535
614 188	802	652	652
751 205	956	780	780
508 142	650	533	533
531 248	779	544	544
483 206	689	513	513
506 148	654	523	523
392 147	539	420	420
551 143	694	571	571
521 116	637	532	532
712 135	847	724	724
523 178	701	569	569
328 93	421	354	354

TOTAL DISTRICT NO. 73
(Totaled in Section 6)

20,302	26,388	21,042	21,042
4096			

WARREN

4506	5712	4592	4592
1206			

CENTER LINE

3170	3998	3228	3228
828			

EAST DETROIT

12626	16678	13222	13222
4052			

STATEMENT OF VOTES, GENERAL ELECTION, TUESDAY, NOVEMBER 3RD, 1964

REGISTER OF DEEDS

DRAIN COMMISSIONER

AARON BURR
JANE H. STOCKING

TOTALS

THOMAS S. WELSH
R. L. SPIELER

TOTALS

NAMES OF TOWNSHIPS AND ELECTION DISTRICTS

DISTRICT NO. 73
CITY OF WARREN

- Precinct No. 22
- " No. 23
- " No. 24
- " No. 25
- " No. 26
- " No. 32
- " No. 33
- " No. 34
- " No. 35
- " No. 36

CITY OF CENTER LINE

- 1st Precinct
- 2nd "
- 3rd "
- 4th "

CITY OF EAST DETROIT

- 1st Precinct
- 2nd "
- 3rd "
- 4th "
- 5th "
- 6th "
- 7th "
- 8th "
- 9th "
- 10th "
- 11th "
- 12th "
- 13th "
- 14th "
- 15th "
- 16th "
- 17th "
- 18th "
- 19th "
- 20th "
- 21st "
- 22nd "
- 23rd "
- 24th "
- 25th "

365 82
453 94
539 115
246 63
276 75
723 176
571 105
516 180
416 91
406 100

447 375
547 470
654 551
309 250
351 285
899 739
676 588
696 531
507 418
512 415

375
470
551
250
285
739
588
531
418
415

853 220
823 185
716 133
789 204

1073 858
1008 846
849 732
993 796

858
846
732
796

418 77
623 189
451 158
450 292
535 134
524 165
564 125
581 238
274 80
451 99
440 89
481 158
520 165
625 184
754 198
521 130
542 235
509 179
510 144
401 136
561 131
534 111
720 123
540 162
333 90

495 421
812 645
609 438
742 455
669 544
689 540
679 570
819 607
354 278
550 456
529 452
639 488
685 540
809 659
952 770
651 518
777 541
688 528
654 515
537 414
692 567
635 544
843 735
702 561
423 342

421
645
438
455
544
540
570
607
278
456
452
488
540
659
770
518
541
528
516
414
567
544
735
561
342

20544
5621

26165
20982

20983

TOTAL DISTRICT NO. 73
(Totalled in Section 6)

WARREN 4511 1087

5598 4622

4622

CENTER LINE 3181 742

3923 3232

3232

EAST DETROIT 12852 3792

16644 13128 1

13129

STATEMENT OF VOTES, GENERAL ELECTION, TUESDAY, NOVEMBER 3RD, 1964

CORONERS

COUNTY SURVEYOR

NAMES OF
TOWNSHIPS AND
ELECTION DISTRICTS

TOTALS

JOSEPH C. SOMA
R. O. VAHRE

TOTALS

DISTRICT NO. 73
CITY OF WARREN

- Precinct No. 22
- " No. 23
- " No. 24
- " No. 25
- " No. 26
- " No. 32
- " No. 33
- " No. 34
- " No. 35
- " No. 36

366	1	367
460		460
538		538
246		246
281		281
714		714
572		572
524		524
413		413
403		403

CITY OF CENTER LINE

- 1st Precinct
- 2nd "
- 3rd "
- 4th "

846		846
842		842
710		710
777		777

CITY OF EAST DETROIT

- 1st Precinct
- 2nd "
- 3rd "
- 4th "
- 5th "
- 6th "
- 7th "
- 8th "
- 9th "
- 10th "
- 11th "
- 12th "
- 13th "
- 14th "
- 15th "
- 16th "
- 17th "
- 18th "
- 19th "
- 20th "
- 21st "
- 22nd "
- 23rd "
- 24th "
- 25th "

410		410
630		630
436		436
454		454
527		527
537		537
568		568
598		598
264		264
449		449
446		446
478		478
526		526
648		648
759		759
522		522
544		544
504		504
520		520
400		400
568		568
530		530
725		725
557		557
344		344

TOTAL DISTRICT NO. 73
(Totaled in Section 6)

20636 1
20637

WARREN

4517 1 4518

CENTER LINE

3175 3175

EAST DETROIT

12944 12944

Macomb County G. L. H. Trustee

HARVEY R. DEAN
 FRED NICHOLSON
 ALLEN F. RUSH
 MICHAEL DAVID SWARTZ
 KENNETH N. SAMBORN
 DENNIS T. MICZULSKI

TOTALS

TOTALS

NAMES OF TOWNSHIPS AND ELECTION DISTRICTS

86	78	20	74	16	274
97	99	44	29	34	303
33	187	69	38	68	395
18	42	30	50	42	182
54	44	10	43	65	216
133	168	45	179	57	582
142	145	75	37	31	430
52	187	84	57	91	471
32	51	105	95	94	377
79	39	17	89	122	346
144	257	61	171	51	684
173	262	84	96	57	672
35	299	68	50	94	546
71	131	132	143	171	648
52	35	6	93	96	282
94	146	35	122	60	458
98	144	66	36	67	411
43	161	84	74	123	485
32	34	91	95	128	380
98	72	25	86	108	389
117	85	25	131	36	394
129	141	64	71	80	485
13	91	43	22	34	203
24	33	71	88	91	307
80	49	19	84	95	327
109	86	42	126	34	397
106	117	66	60	52	401
41	145	72	67	92	417
51	66	151	121	143	532
91	39	24	133	124	411
111	100	44	147	44	446
121	125	63	48	45	402
26	146	79	60	79	390
43	41	78	70	90	322
106	66	22	129	118	435
114	86	33	140	31	404
122	180	79	61	42	484
43	142	84	51	93	413
24	24	66	74	59	247
3031	4343	2276	3340	2957	15948

DISTRICT NO. 73

CITY OF WARREN

- Precinct No. 22
- " No. 23
- " No. 24
- " No. 25
- " No. 26
- " No. 32
- " No. 33
- " No. 34
- " No. 35
- " No. 36

CITY OF CENTER LINE

- 1st Precinct
- 2nd "
- 3rd "
- 4th "

CITY OF EAST DETROIT

- 1st Precinct
- 2nd "
- 3rd "
- 4th "
- 5th "
- 6th "
- 7th "
- 8th "
- 9th "
- 10th "
- 11th "
- 12th "
- 13th "
- 14th "
- 15th "
- 16th "
- 17th "
- 18th "
- 19th "
- 20th "
- 21st "
- 22nd "
- 23rd "
- 24th "
- 25th "

TOTAL DISTRICT NO. 73
 (Totaled in Section 6)

WARREN 726 1040 499 691 620 3576

CENTERLINE 423 949 345 460 373 2550

EAST DETROIT 1882 2354 1432 2189 1964 1 9822

STATEMENT OF VOTES, GENERAL ELECTION, TUESDAY, NOVEMBER 3RD, 1964

NAMES OF TOWNSHIPS AND ELECTION DISTRICTS	JUDGES OF THE COURT OF APPEALS.....DISTRICT						CIRCUIT JUDGE		TOTALS	
	Donald R. Freeman	Thomas Giles Kavanaugh	Louis D. McGregor	Francis L. O'Brien	Timothy C. Quinn	Farrell E. Roberts	Edward J. Gallagher	Frank E. Jeanette		
DISTRICT NO. 73										
CITY OF WARREN										
Precinct No. 22	136	184	147	101	65	56	689	183	135	318
" No. 23	66	213	148	188	73	58	746	178	154	332
" No. 24	79	131	204	274	167	82	937	280	175	455
" No. 25	35	38	40	103	73	81	370	145	63	208
" No. 26	90	90	41	82	99	85	487	180	73	253
" No. 32	238	409	125	209	118	234	1333	422	227	649
" No. 33	183	313	208	149	90	82	1025	373	133	506
" No. 34	109	330	237	277	128	127	1208	358	170	528
" No. 35	80	138	184	242	142	79	865	262	152	414
" No. 36	69	156	87	257	159	151	879	236	151	387
CITY OF CENTER LINE										
1st Precinct	303	243	159	196	341	298	1540	589	190	779
2nd "	269	424	127	206	137	269	1432	541	189	730
3rd "	222	398	241	167	114	11	1223	467	160	627
4th "	122	446	307	387	136	128	1526	523	213	736
CITY OF EAST DETROIT										
1st Precinct	47	85	131	213	105	50	631	117	205	322
2nd "	105	206	131	310	181	169	1102	191	340	531
3rd "	163	158	126	151	169	186	953	175	280	455
4th "	174	256	160	218	151	199	1158	207	330	537
5th "	147	279	164	162	79	73	904	272	276	548
6th "	84	233	159	243	80	96	895	163	289	452
7th "	73	134	196	296	190	78	967	220	222	442
8th "	132	248	140	339	187	196	1242	292	272	564
9th "	90	74	47	63	95	95	464	115	131	246
10th "	126	233	70	133	56	142	760	147	213	360
11th "	133	247	167	131	77	70	825	180	199	379
12th "	86	264	173	275	92	88	978	169	276	445
13th "	102	185	193	285	169	98	1032	188	302	490
14th "	77	171	114	292	175	175	1004	185	329	514
15th "	244	226	134	211	258	232	1305	283	317	600
16th "	192	312	100	162	75	190	1031	212	249	461
17th "	193	328	220	194	113	121	1169	242	241	483
18th "	82	284	190	253	88	96	983	190	309	499
19th "	76	158	198	297	141	72	942	283	193	476
20th "	64	138	183	217	145	139	886	125	260	385
21st "	217	180	108	161	201	199	1006	233	240	473
22nd "	174	279	93	142	82	179	949	147	294	441
23rd "	216	391	252	188	99	86	1232	260	335	595
24th "	87	287	207	277	108	100	1066	197	268	465
25th "	64	107	144	197	110	45	667	118	149	267
TOTAL DISTRICT NO. 73 (Totalled in Section 6)	5149	8976	6045	8248	5068	4945	38471	1048	8704	18352
WARREN	1085	1421	1114	1035	8539	2617	1433			4050
CENTER LINE	916	834	728	5721	752	2120				2872
EAST DETROIT	3148	3790	3226	24151	6519	4911				11430

STATEMENT OF VOTES, GENERAL ELECTION, TUESDAY, NOVEMBER 3RD, 1964

FRANCIS A. CASTELLUCCI
JOSEPH V. TRAMBLY

JUDGE OF PROBATE

8 YR.

TOTALS

DONALD S. PARENT

PROBATE JUDGE 6 YR.

TOTALS

NAMES OF TOWNSHIPS AND ELECTION DISTRICTS

DISTRICT NO. 73
CITY OF WARREN

- Precinct No. 22
- " No. 23
- " No. 24
- " No. 25
- " No. 26
- " No. 32
- " No. 33
- " No. 34
- " No. 35
- " No. 36

CITY OF CENTER LINE

- 1st Precinct
- 2nd "
- 3rd "
- 4th "

CITY OF EAST DETROIT

- 1st Precinct
- 2nd "
- 3rd "
- 4th "
- 5th "
- 6th "
- 7th "
- 8th "
- 9th "
- 10th "
- 11th "
- 12th "
- 13th "
- 14th "
- 15th "
- 16th "
- 17th "
- 18th "
- 19th "
- 20th "
- 21st "
- 22nd "
- 23rd "
- 24th "
- 25th "

112 180	292	217	217
156 161	317	227	227
207 204	411	276	276
90 108	198	111	111
98 137	235	165	165
308 302	610	424	424
194 247	441	311	311
298 225	523	355	355
191 202	393	270	270
206 171	377	262	262
342 393	735	511	511
349 341	690	476	476
327 290	617	387	387
318 392	710	512	513
176 126	302	200	200
237 286	523	342	342
237 193	430	287	287
262 255	517	365	365
257 198	455	271	271
243 186	429	293	293
243 185	428	308	308
306 234	540	364	364
128 111	239	161	161
185 160	345	246	246
202 164	366	266	266
263 171	434	274	274
278 189	467	311	311
325 176	501	300	300
302 290	592	395	395
262 185	447	305	305
254 223	477	311	311
276 177	453	312	312
270 164	434	281	281
184 184	368	256	256
283 191	474	325	325
238 191	429	292	292
334 228	562	374	374
237 208	445	306	306
149 113	262	201	201
9327	17468	11850	11851
9141			

TOTAL DISTRICT NO. 73
(Totaled in Section 6)

WARREN	1860 1937	3797	2618	2618
CENTER LINE	1336 1416	2752	1886	1887
EAST DETROIT	6131 4788	10919	7346	7346

STATEMENT OF VOTES, GENERAL ELECTION, TUESDAY, NOVEMBER 3RD, 1964

REFERENDUM ON ACT 240 PA 1964
(MASSACHUSETTS BALLOT)

Shall Act 240 of the PA 1964 be approved? This act eliminates a straight party ticket and requires a separate vote for each candidate voted for and which provides that in general elections, candidates' names shall be grouped under office titles (Massachusetts type ballot) rather than under party headings (present system).

Total

NAMES OF TOWNSHIPS AND ELECTION DISTRICTS	REFERENDUM ON ACT 240 PA 1964 (MASSACHUSETTS BALLOT)					
	YES	NO	YES	NO	YES	NO
DISTRICT NO. 73						
CITY OF WARREN						
Precinct No. 22	53	216				
" No. 23	69	300				
" No. 24	87	320				
" No. 25	44	180				
" No. 26	75	149				
" No. 32	145	452				
" No. 33	117	344				
" No. 34	162	323				
" No. 35	109	281				
" No. 36	139	266				
CITY OF CENTER LINE						
1st Precinct	215	480				
2nd "	186	432				
3rd "	136	384				
4th "	173	435				
CITY OF EAST DETROIT						
1st Precinct	57	240				
2nd "	151	361				
3rd "	141	291				
4th "	193	315				
5th "	140	354				
6th "	92	331				
7th "	96	341				
8th "	192	418				
9th "	68	152				
10th "	83	286				
11th "	96	301				
12th "	114	306				
13th "	143	322				
14th "	143	343				
15th "	131	447				
16th "	107	354				
17th "	167	328				
18th "	132	305				
19th "	111	288				
20th "	96	252				
21st "	113	397				
22nd "	85	369				
23rd "	138	421				
24th "	135	375				
25th "	81	235				
TOTAL DISTRICT NO. 73 (Totaled in Section 6)	4,715	12,694				
WARREN	1000	2831				
CENTER LINE	710	1731				
EAST DETROIT	3005	8132				

STATEMENT OF VOTES, GENERAL ELECTION, TUESDAY, NOVEMBER 3RD, 1964

NAMES OF
TOWNSHIPS AND
ELECTION DISTRICTS

YES NO YES NO YES NO

DISTRICT NO. 73
CITY OF WARREN

- Precinct No. 22
- " No. 23
- " No. 24
- " No. 25
- " No. 26
- " No. 32
- " No. 33
- " No. 34
- " No. 35
- " No. 36

CITY OF CENTER LINE

- 1st Precinct
- 2nd "
- 3rd "
- 4th "

CITY OF EAST DETROIT

- 1st Precinct
- 2nd "
- 3rd "
- 4th "
- 5th "
- 6th "
- 7th "
- 8th "
- 9th "
- 10th "
- 11th "
- 12th "
- 13th "
- 14th "
- 15th "
- 16th "
- 17th "
- 18th "
- 19th "
- 20th "
- 21st "
- 22nd "
- 23rd "
- 24th "
- 25th "

TOTAL DISTRICT NO. 73
(Totaled in Section 6)

CANVASS OF VOTES CAST

— AT THE —

GENERAL ELECTION

— HELD ON —

Tuesday, the 3rd day of November, A. D. 1964

AND CANVASSED BY THE BOARD OF COUNTY CANVASSERS

of _____ County, Michigan

THE "KAZOO" CANVASS BOOK AND LOOSE LEAF
ELECTION RECORD, COMBINED

By the use of this Canvass Book much time and labor is saved. It completely covers the canvass of the Election Returns by the Board of County Canvassers, and when signed by the members of said Board and County Clerk makes a perfect Election Record.

MANUFACTURED BY

DOUBLEDAY BROS. & CO.

**ELECTION SUPPLY MANUFACTURERS
STATIONERS AND PRINTERS**

1919 East Kilgore Road

• KALAMAZOO, MICHIGAN

STATEMENT OF VOTES, GENERAL ELECTION, TUESDAY, NOVEMBER 3RD, 1964

PRESIDENT AND VICE-PRESIDENT OF THE UNITED STATES

NAMES OF TOWNSHIPS AND ELECTION DISTRICTS

LYNDON B. JOHNSON and HUBERT H. HUMPHREY
BARRY GOLDWATER and WILLIAM E. MILLER
CLIFTON DE BERRY and EDWARD SHAW
ERIC HASS and HENNING BLOMEN
MIXON
LODGE
HENRY CABATLODGE
GEORGE F. COLESON
WILLIAM SCRAWFORD
JOHN C. LODGE

TOTALS

DISTRICT NO. 74

Lake	60	14	46	0	0					60
CITY OF ST. CLAIR SHORES										
1st Precinct	1328	622	682	2	1	2				1309
2nd "	1148	785	347	0	0					1132
3rd "	1233	841	373	1	2					1217
4th "	862	589	255	0	1					845
5th "	1102	821	264	1	0					1087
6th "	1096	833	253	2	0					1088
7th "	1012	780	215	0	2					997
8th "	1292	844	424	3	1					1272
9th "	1084	850	216	0	0					1067
10th "	935	713	213	0	1					927
11th "	1347	1072	255	2	2					1331
12th "	1078	600	458	1	1					1060
13th "	1042	800	224	1	0					1025
14th "	1092	842	229	1	0					1072
15th "	1113	747	332	1	2					1082
16th "	1032	772	250	0	1					1023
17th "	620	409	202	0	0					611
18th "	1152	670	471	0	0					1141
20th "	779	570	196	1	0					767
22nd "	810	599	194	1	1					795
23rd "	849	625	218	0	0					843
24th "	870	578	274	0	1					853
25th "	1241	917	301	3	0					1221
26th "	984	701	271	1	0					973
27th "	1439	1064	356	2	0					1422
28th "	1269	859	289	1	0					1249
29th "	1206	849	341	1	0					1191
30th "	1151	877	250	4	0					1132
TOTAL DISTRICT NO. 74 (Totaled in Section 6)	30226	21543	2399	29	16	2	1	1	1	29792

LAKE 60 14 46 0 0 60

ST. CLAIR SHORES 30166 21329 8353 29 16 2 1 1 1 29732

DISTRICT 72 2360 759 1 4 3124

TOTAL 33689 9112 30 20 2 1 1 1 32856

GOVERNOR AND LIEUTENANT GOVERNOR

NEIL STAEBLER and ROBERT A. DERENGOSKI	GEORGE ROMNEY and WILLIAM G. MILLIKEN	FRANK LOVELL and HARRIET TALAN	JAMES C. HORVATH and W. CLIFFORD BENTLEY	ALBERT B. CLEAGE, JR. and JAMES JACKSON	LEONARD DOLECKI
6	53	0	0	0	
239	1064	2	0	0	
432	674	1	0	0	
448	756	2	1	1	
360	462	1	1	1	
530	521	2	1	0	
501	568	2	0	0	
531	445	1	1	0	
541	721	3	1	1	
562	496	0	0	0	
436	472	2	2	0	
707	609	1	1	0	
339	703	0	1	1	
476	537	2	2	1	
526	526	2	0	0	
456	619	0	3	1	
497	511	3	1	0	
235	366	0	1	0	
379	740	1	0	0	
331	421	2	1	0	
343	435	1	2	0	
374	457	1	1	0	
310	535	2	0	0	
597	602	2	0	1	
439	581	3	0	0	
573	838	2	1	0	
555	278	2	0	0	
467	705	1	0	0	
536	560	1	0	0	
1276	1697	42	21	7	1

TOTALS

NAMES OF TOWNSHIPS AND ELECTION DISTRICTS

DISTRICT NO. 74

Lake
CITY OF ST. CLAIR SHORES

1st Precinct

2nd "

3rd "

4th "

5th "

6th "

7th "

8th "

9th "

10th "

11th "

12th "

13th "

14th "

15th "

16th "

17th "

18th "

20th "

22nd "

23rd "

24th "

25th "

26th "

27th "

28th "

29th "

30th "

59
1305
1107
1208
825
1074
1071
978
1267
1058
912
1318
7044
1018
1054
1079
1012
604
1120
755
782
833
847
1202
963
1474
835
1173
1117
29034

TOTAL DISTRICT NO. 74
(Totaled in Section 6)

LAKE	6	53	0	0	0
ST. CLAIR SHORES	1276	16144	42	21	7
DISTRICT 72	1449	1624	6	5	0
TOTAL	14209	17768	48	26	7

59
28975
3085
32060

STATEMENT OF VOTES, GENERAL ELECTION, TUESDAY, NOVEMBER 3RD, 1964

NAMES OF TOWNSHIPS AND ELECTION DISTRICTS	SECRETARY OF STATE					TOTALS	ATTORNEY GENERAL					TOTALS
	JAMES M. HARE	ALLISON GREEN	JAN GARRETT	RALPH W. MUNCY	LOY A. COHEN		FRANK J. KELLEY	MEYER WARSHAWSKY	ROBERT FINK	WILLIAM WALBRIDGE	ALLEN BIBB	
DISTRICT NO. 74												
Lake	8	50	0	0	0	58	9	50	0	0	0	59
CITY OF ST. CLAIR SHORES												
1st Precinct	453	804	3	0	0	1260	382	865	5	0	0	1252
2nd "	694	372	0	0	0	1066	626	424	0	0	0	1050
3rd "	742	423	1	2	0	1168	671	493	0	2	0	1166
4th "	540	260	0	1	0	801	478	294	1	1	0	774
5th "	731	294	0	1	0	1026	688	322	1	0	0	1011
6th "	753	283	0	0	0	1036	703	305	1	0	0	1009
7th "	706	236	0	1	0	943	684	247	0	1	0	932
8th "	762	460	1	2	1	1226	712	497	1	2	1	1213
9th "	779	222	0	0	0	1001	734	262	0	0	0	996
10th "	638	252	1	1	0	892	605	271	1	1	2	880
11th "	1002	282	1	1	0	1286	941	326	0	1	0	1268
12th "	510	485	0	2	1	998	454	521	1	1	0	977
13th "	736	261	1	0	0	998	685	295	2	0	0	982
14th "	762	253	2	1	0	1018	707	285	2	1	0	1005
15th "	685	354	0	2	1	1042	640	382	0	4	0	1026
16th "	707	269	2	1	0	979	673	301	1	1	0	976
17th "	355	224	0	0	0	579	330	246	0	0	0	576
18th "	590	489	0	0	0	1079	534	534	0	0	1	1069
20th "	443	218	0	1	0	712	464	239	1	0	0	704
22nd "	548	199	0	1	0	748	501	224	0	1	0	726
23rd "	551	247	1	0	0	799	511	293	1	0	1	806
24th "	524	292	0	2	5	823	467	337	0	0	1	805
25th "	852	316	2	1	4	1175	791	360	3	0	1	1155
26th "	645	285	3	0	0	933	594	327	3	0	0	924
27th "	970	403	2	1	1	1377	869	494	2	0	0	1355
28th "	849	340	1	0	0	1190	778	400	1	0	0	1179
29th "	779	379	0	0	0	1158	778	428	2	0	0	1148
30th "	838	257	1	0	0	1096	787	299	1	0	0	1087
TOTAL DISTRICT NO. 74 (Totaled in Section 6)	19202	9209	22	21	13	28467	1726	1021	30	16	7	28110

LAKE	8	50	0	0	0	58	9	50	0	0	0	59
ST. CLAIR SHORES	19194	9159	22	21	13	28409	1727	1021	30	16	7	28051
DISTRICT 72	2186	788	6	5	2	2987	2037	904	7	4	0	2952
TOTAL	21380	9947	28	26	15	31396	19264	11175	37	20	7	31003

STATEMENT OF VOTES, GENERAL ELECTION, TUESDAY, NOVEMBER 3RD, 1964

UNITED STATES SENATOR						REPRESENTATIVE IN CONGRESS <u>12</u> DISTRICT		TOTALS	NAMES OF TOWNSHIPS AND ELECTION DISTRICTS
PHILIP A. HART	ELLY M. PETERSON	EVELYN SELL	JAMES SIM	ERNEST C. SMITH	TOTALS	JAMES G. O'HARA	ROBERT G. POWELL		
8	57	0	0	0	59	9	48	57	DISTRICT NO. 74
588	697	4	0	0	1289	499	747	1246	Lake
759	325	0	0	0	1084	722	327	1049	CITY OF ST. CLAIR SHORES
802	383	0	1	0	1186	785	388	1173	1st Precinct
576	228	0	1	1	806	547	242	789	2nd "
766	270	0	0	0	1036	747	263	1010	3rd "
793	247	1	0	0	1041	759	245	1004	4th "
740	212	1	1	0	954	726	207	933	5th "
797	437	2	2	1	1239	781	434	1215	6th "
804	211	0	0	0	1015	800	203	1003	7th "
684	211	0	1	1	897	667	210	877	8th "
1021	265	0	1	0	1287	1016	245	1261	9th "
548	460	0	1	0	1009	528	446	974	10th "
782	221	2	0	0	1005	774	212	986	11th "
785	246	3	0	0	1034	780	232	1012	12th "
726	330	0	2	0	1058	730	305	1035	13th "
746	236	1	1	0	984	734	235	969	14th "
381	205	0	0	1	587	369	195	564	15th "
614	476	0	0	0	1090	609	458	1067	16th "
518	202	0	1	0	721	499	203	702	17th "
583	194	0	1	1	759	551	180	731	18th "
595	218	1	0	0	814	578	221	799	20th "
536	288	1	0	0	825	531	279	810	22nd "
898	281	1	0	2	1182	884	278	1160	23rd "
662	279	3	0	0	944	671	258	929	24th "
1037	346	0	0	0	1383	1001	357	1358	25th "
894	308	2	0	1	1205	893	296	1189	26th "
813	349	1	0	0	1163	795	346	1141	27th "
868	244	1	0	0	1113	846	243	1089	28th "
20204	8420	24	13	8	28769	19821	8301	28137	29th "
									30th "
									TOTAL DISTRICT NO. 74
									(Totaled in Section 6)

LAKE	8	51	0	0	0	59	9	48	57
ST. CLAIR SHORES	20296	8369	24	13	8	28710	19822	8253	28075
DISTRICT 74	2266	727	5	4	0	3002	2241	694	2935
TOTAL	22562	9096	29	17	8	31712	22063	8947	31010

STATEMENT OF VOTES, GENERAL ELECTION, TUESDAY, NOVEMBER 3RD, 1964

STATE SENATOR 26 DISTRICT Representative in State Legislature 74 District

NAMES OF TOWNSHIPS AND ELECTION DISTRICTS

DISTRICT NO. 74

Lake CITY OF ST. CLAIR SHORES

- 1st Precinct
- 2nd "
- 3rd "
- 4th "
- 5th "
- 6th "
- 7th "
- 8th "
- 9th "
- 10th "
- 11th "
- 12th "
- 13th "
- 14th "
- 15th "
- 16th "
- 17th "
- 18th "
- 20th "
- 22nd "
- 23rd "
- 24th "
- 25th "
- 26th "
- 27th "
- 28th "
- 29th "
- 30th "

John T. Bowman

Donald D. Brown

Joseph M. Snyder

Donald J. Addy

WALLACE F. WIERBERG

TOTALS

TOTALS

TOTAL DISTRICT NO. 74 (Totaled in Section 6)

LAKE

ST. CLAIR SHORES

DISTRICT

TOTAL

7	49	56	7	50	57
18705	8815	27520	19023	8745	27769
72	740	2884		6	2855
29849	9555	30404	19023	8745	30624

2095760

2095760

MEMBER STATE BOARD OF EDUCATION
TWO YEAR TERM

LEON FILL	DONALD M. D. THURBER	KARLA PARKER	ELLEN M. SOLOMONSON	HENRY L. HILL	MARGARET WILLIS	TOTALS
7	8	51	50	0	0	116
413	474	771	752	1	1	2412
636	688	355	342	0	0	2021
667	734	423	400	0	0	2224
484	496	261	248	0	0	1489
670	704	289	278	0	1	1942
660	719	297	270	1	1	1948
685	686	220	218	0	0	1789
716	745	443	428	1	1	2334
721	758	221	211	0	0	1911
584	626	243	226	8	0	1687
924	963	289	273	0	0	2449
436	496	478	455	0	0	1865
667	724	251	240	1	1	1884
689	721	257	235	1	0	1903
619	652	360	339	0	1	1977
664	696	263	254	0	0	1877
318	346	220	203	0	0	1087
511	551	492	473	1	1	2029
437	464	218	213	1	1	1334
457	516	206	193	0	0	1372
491	534	265	241	0	1	1532
439	482	314	296	0	2	1533
772	811	325	305	1	2	2216
589	623	310	285	0	0	1807
831	905	431	413	1	0	2581
759	819	348	326	0	0	2252
683	741	401	379	1	0	2205
756	793	292	264	1	0	2106
17265	19475	9294	8810	19	13	53876

DISTRICT NO. 74

Lake
CITY OF ST. CLAIR SHORES

1st Precinct

2nd "

3rd "

4th "

5th "

6th "

7th "

8th "

9th "

10th "

11th "

12th "

13th "

14th "

15th "

16th "

17th "

18th "

20th "

22nd "

23rd "

24th "

25th "

26th "

27th "

28th "

29th "

30th "

TOTAL DISTRICT NO. 74
(Totaled in Section 6)

LAKE 7 8 51 50 0 0

116

ST CLAIR SHORES 17258 19475 9294 8810 19 13

53760

DISTRICT 72 1974 2099 785 751 2 2

5611

TOTAL 19232 20564 10028 9511 21 15

59371

STATEMENT OF VOTES, GENERAL ELECTION, TUESDAY, NOVEMBER 3RD, 1964

MEMBER STATE BOARD OF EDUCATION
FOUR YEAR TERM

NAMES OF TOWNSHIPS AND ELECTION DISTRICTS	MARILYN JEAN KELLY	CARMEN L. DELLIQUADRI	JOYCE HATTON	BOURKE LODIEWYK	HELEN KELLY	CLARA MARAVIN	TOTALS
DISTRICT NO. 74							
Lake	7	7	52	50	0	0	116
CITY OF ST. CLAIR SHORES							
1st Precinct	392	410	413	784	1	0	2400
2nd "	611	645	388	370	0	0	2014
3rd "	655	656	473	443	0	0	2227
4th "	468	466	274	259	0	1	1468
5th "	671	667	293	298	1	0	1930
6th "	649	670	284	288	1	1	1933
7th "	664	663	232	229	0	0	1788
8th "	681	696	490	447	2	1	2317
9th "	728	714	237	217	0	0	1896
10th "	575	579	266	233	1	1	1675
11th "	921	909	308	300	1	0	2439
12th "	446	438	484	479	1	0	1848
13th "	695	680	253	256	0	1	1885
14th "	683	685	274	259	1	0	1902
15th "	632	616	370	356	0	0	1974
16th "	653	659	292	272	0	0	1876
17th "	317	311	233	227	0	0	1088
18th "	513	493	511	507	1	1	2026
20th "	455	427	225	214	0	1	1322
22nd "	474	462	214	204	0	0	1354
23rd "	507	485	277	255	2	1	1527
24th "	455	437	317	322	1	0	1532
25th "	791	766	335	328	1	2	2223
26th "	602	581	306	304	0	0	1793
27th "	848	830	436	443	0	1	2558
28th "	786	752	356	355	0	0	2251
29th "	719	688	391	383	0	0	2181
30th "	778	757	293	286	0	0	2114
TOTAL DISTRICT NO. 74 (Totaled in Section 6)	17438	17149	9677	9368	14	11	53657

LAKE	7	7	52	50	0	0	116
ST. CLAIR SHORES	17431	17142	9625	9318	14	11	53541
DISTRICT 72	1905	2016	901	781	2	0	5605
TOTAL	19336	19158	10526	10099	16	11	59146

STATEMENT OF VOTES, GENERAL ELECTION, TUESDAY, NOVEMBER 3RD, 1964

MEMBERS STATE BOARD OF EDUCATION
SIX YEAR TERM

THOMAS J. BRENNAN	PETER OPPEWALL	ROBERT P. BRIGGS	JOHN C. KREGER	MATTIE R. MAYS	CONSTANCE DIANE MOLETTE	TOTALS	NAMES OF TOWNSHIPS AND ELECTION DISTRICTS
7	7	50	50	0	0	114	DISTRICT NO. 74
							Lake
							CITY OF ST. CLAIR SHORES
458	406	793	748	0	2	2407	1st Precinct
655	617	378	342	0	0	2022	2nd "
699	654	439	428	0	0	2220	3rd "
496	262	268	243	0	0	1269	4th "
696	650	303	295	1	0	1945	5th "
710	673	277	260	1	1	1922	6th "
683	651	232	231	0	1	1798	7th "
717	686	463	452	1	1	2320	8th "
743	709	226	219	0	0	1897	9th "
609	564	257	251	0	1	1682	10th "
953	908	298	281	0	0	2440	11th "
474	427	474	473	0	0	1848	12th "
728	661	252	240	2	0	1883	13th "
721	671	256	245	1	0	1894	14th "
643	608	363	354	1	0	1969	15th "
692	652	278	256	0	0	1878	16th "
331	309	227	222	0	0	1089	17th "
536	494	500	496	1	1	2028	18th "
464	435	215	214	1	0	1329	20th "
515	456	207	188	0	0	1366	22nd "
531	484	259	249	1	0	1524	23rd "
482	430	315	302	0	1	1530	24th "
803	768	329	324	1	2	2227	25th "
622	580	301	294	0	2	1799	26th "
879	818	440	419	1	0	2557	27th "
802	749	352	350	0	0	2253	28th "
742	677	411	370	0	0	2200	29th "
796	761	280	273	0	0	2110	30th "
18217	16767	9443	9069	12	12	53520	TOTAL DISTRICT NO. 74
							(Totaled in Section 6)

LAKE 7 7 50 50 0 0

114

ST. CLAIR SHORES 18210 16760 9393 9019 12 12

53406

DISTRICT 72 2086 1975 806 744 1 0

5612

TOTAL 20296 18735 10199 9763 13 12

59018

STATEMENT OF VOTES, GENERAL ELECTION, TUESDAY, NOVEMBER 3RD, 1964

MEMBER STATE BOARD OF EDUCATION
EIGHT YEAR TERM

NAMES OF TOWNSHIPS AND ELECTION DISTRICTS	CHARLES E. MORTON	EDWIN L. NOVAK	ALVIN M. BENTLEY	JAMES F. O'NEIL	ELLA MAE PERRYMAN	JOHN R. THOMAS	TOTALS
DISTRICT NO. 74							
Lake	7	7	50	51	0	0	115
CITY OF ST. CLAIR SHORES							
1st Precinct	377	403	825	798	0	0	2403
2nd "	589	626	427	404	0	0	2046
3rd "	625	682	478	455	0	0	2240
4th "	441	466	290	288	0	0	1485
5th "	650	674	325	312	0	0	1461
6th "	648	670	307	309	2	1	1937
7th "	637	672	254	237	0	0	1800
8th "	675	713	480	472	1	1	2342
9th "	697	722	254	229	0	0	1902
10th "	561	574	275	268	1	1	1680
11th "	886	921	321	319	0	0	2447
12th "	425	447	500	476	0	0	1848
13th "	658	693	267	269	0	2	1889
14th "	669	693	287	273	0	1	1923
15th "	601	620	393	375	0	0	1989
16th "	631	671	298	285	0	0	1885
17th "	296	320	246	237	0	0	1099
18th "	468	508	549	513	1	1	2040
20th "	427	440	236	237	0	0	1340
22nd "	449	467	231	221	0	0	1368
23rd "	472	495	291	275	0	0	1533
24th "	414	440	355	327	2	1	1539
25th "	754	763	358	361	1	1	2238
26th "	567	591	329	315	0	0	1802
27th "	805	823	474	464	0	2	2568
28th "	729	766	399	378	0	0	2272
29th "	647	678	442	433	0	0	2200
30th "	736	771	313	295	0	0	2115
TOTAL DISTRICT NO. 74 (Totaled in Section 6)	16541	17316	10254	9876	8	11	54006

LAKE	7	7	50	51	0	0	115
ST. CLAIR SHORES	16534	17309	10204	9875	8	11	53891
DISTRICT 72	1851	2025	924	840	1	1	5642
TOTAL	18385	19334	11128	10665	9	12	59533

STATEMENT OF VOTES, GENERAL ELECTION, TUESDAY, NOVEMBER 3RD, 1964

MEMBERS BOARD OF TRUSTEES MICHIGAN STATE UNIVERSITY

FRANK HARTMAN	CLAIR WHITE	PAUL D. BAGWELL	JOHN S. PINGEL	THEOS A. GROVE	ALBERT MILLS	GRACE LEE BOGGS	EUGENE S. MCGUIRE	TOTALS
7	7	51	50	0	0	0	0	115
394	355	857	803	1	2	0	0	2402
594	562	447	392	0	0	0	0	1945
658	615	495	458	0	1	0	1	2228
455	433	309	288	1	2	0	0	1488
659	636	351	310	0	0	0	0	1956
673	646	330	283	0	0	1	0	1933
664	639	255	234	1	1	0	0	1794
676	652	513	482	1	1	2	2	2329
728	698	255	222	0	0	0	0	1903
582	543	301	263	0	0	0	2	1691
903	893	335	305	0	1	0	0	2437
437	408	530	484	2	2	1	0	1864
686	646	292	248	0	1	1	0	1874
679	658	307	258	0	0	1	0	1903
610	588	400	367	4	3	0	0	1972
668	631	313	273	0	0	0	0	1885
313	291	252	237	0	0	0	0	1093
508	465	555	504	0	0	1	1	2034
432	423	248	224	0	0	0	0	1327
459	439	248	213	0	0	0	0	1359
498	480	295	265	0	0	0	1	1539
441	400	367	316	0	0	0	2	1526
771	741	382	335	0	0	1	1	2231
591	570	326	308	1	1	1	1	1799
827	778	504	446	0	0	1	0	2556
769	728	408	366	0	0	1	0	2272
686	643	457	409	0	1	0	0	2196
772	733	322	275	0	0	0	0	2102
17140	16201	10705	9618	11	16	11	11	53813

DISTRICT NO. 74

Lake

CITY OF ST. CLAIR SHORES

1st Precinct

2nd "

3rd "

4th "

5th "

6th "

7th "

8th "

9th "

10th "

11th "

12th "

13th "

14th "

15th "

16th "

17th "

18th "

20th "

22nd "

23rd "

24th "

25th "

26th "

27th "

28th "

29th "

30th "

TOTAL DISTRICT NO. 74
(Totaled in Section 6)

LAKE	7	7	51	50	0	0	0	0	115
ST. CLAIR SHORES	17133	16294	10654	9568	11	16	11	11	53698
DISTRICT 72	1952	1848	966	820	2	4	0	1	5593
TOTAL	19085	18142	11620	10388	13	20	11	12	59291

STATEMENT OF VOTES, GENERAL ELECTION, TUESDAY, NOVEMBER 3RD, 1964

MEMBERS BOARD OF GOVERNORS WAYNE STATE UNIVERSITY

NAMES OF TOWNSHIPS AND ELECTION DISTRICTS	WILLIAM B. HALL	BENJAMIN M. ROSE	WILBER M. BRUCKER, JR.	CHARLES GERSHENSON	CHARLES FRASER	LOWELL E. MILLER	HELEN NUTTALL BROWN	LOUIS J. CLEAGE	TOTALS
DISTRICT NO. 74									
Lake	7	7	50	57	0	0	0	0	115
CITY OF ST. CLAIR SHORES									
1st Precinct	410	358	832	785	2	1	0	0	2388
2nd "	606	567	414	389	0	0	0	0	1975
3rd "	668	614	488	434	0	0	0	0	2204
4th "	464	439	294	271	1	3	1	0	1473
5th "	664	644	321	303	0	0	0	0	1932
6th "	678	644	306	285	1	0	1	1	1916
7th "	657	643	249	229	1	2	0	1	1782
8th "	689	663	487	476	2	2	3	1	2323
9th "	722	698	253	218	0	0	0	0	1891
10th "	575	554	286	253	1	0	2	0	1671
11th "	935	895	305	283	1	0	0	0	2419
12th "	434	406	513	475	2	2	0	0	1832
13th "	675	648	270	257	0	0	0	1	1851
14th "	687	659	292	265	0	1	0	1	1905
15th "	619	591	377	363	2	2	0	0	1954
16th "	665	641	292	271	0	0	0	0	1869
17th "	325	301	238	219	1	1	0	1	1086
18th "	502	465	529	504	0	0	2	1	2003
20th "	432	423	236	217	0	1	0	0	1311
22nd "	470	441	233	214	0	0	0	0	1358
23rd "	499	464	294	267	1	0	1	1	1527
24th "	450	421	342	310	0	0	0	0	1523
25th "	780	753	351	321	3	2	1	1	2212
26th "	586	564	336	313	1	1	0	0	1801
27th "	829	794	459	431	0	0	0	1	2514
28th "	786	730	380	351	1	1	0	1	2250
29th "	694	658	424	400	0	1	0	0	2177
30th "	762	743	302	285	0	0	0	0	2092
TOTAL DISTRICT NO. 74 (Totaled in Section 6)	17270	16428	10153	9439	20	20	13	11	53354

LAKE	7	7	50	51	0	0	0	0	115
ST. CLAIR SHORES	17,263	16,421	10,103	9,388	20	20	13	11	53,739
DISTRICT 72	1968	1871	869	807	4	5	1	1	5526
TOTAL	19,231	18,292	10,972	10,195	24	25	14	12	58,765

STATEMENT OF VOTES, GENERAL ELECTION, TUESDAY, NOVEMBER 3RD, 1964

PROSECUTING ATTORNEY			SHERIFF			TOTALS	NAMES OF TOWNSHIPS AND ELECTION DISTRICTS
GEORGE N. PARRIS	CECIL BEYERS	ARMANDO BOVE	LESTER A. ALMSTADT	WILLIAM SUMNER	TOTALS		
10			10	48	58	DISTRICT NO. 74	
482			482	763	1185	Lake	
704			661	348	1009	CITY OF ST. CLAIR SHORES	
771			721	339	1060	1st Precinct	
523			306	237	743	2nd "	
731			719	270	989	3rd "	
747			722	258	980	4th "	
722			704	210	914	5th "	
756			729	444	1173	6th "	
795			786	193	979	7th "	
651			617	229	846	8th "	
995			493	236	1229	9th "	
522			506	445	951	10th "	
750			730	208	955	11th "	
771			753	229	982	12th "	
680			662	327	989	13th "	
720			706	239	945	14th "	
363			348	213	561	15th "	
582			567	466	1033	16th "	
496			483	206	689	17th "	
552			517	190	707	18th "	
578			544	227	771	19th "	
514			481	293	774	20th "	
852			829	296	1125	21st "	
660			623	284	907	22nd "	
949			920	383	1303	23rd "	
876			844	262	1106	24th "	
803			770	347	1117	25th "	
824			812	257	1069	26th "	
19379	1	1	19381	8464	27149	27th "	
			18685			28th "	
						29th "	
						30th "	
						TOTAL DISTRICT NO. 74	
						(Totaled in Section 6)	

LAKE	10		10	48	58
ST. CLAIR SHORES	19369		19371	8416	27091
DISTRICT 72	2175		2175	740	2844
TOTAL	21544		21546	9156	29935

STATEMENT OF VOTES, GENERAL ELECTION, TUESDAY, NOVEMBER 3RD, 1964

NAMES OF TOWNSHIPS AND ELECTION DISTRICTS

COUNTY CLERK

COUNTY TREASURER

Edna Miller

Edgar D. Denison

Lynn Whalen

Thomas A. Scott

Thomas Rockwell

John Reuter

Lora Boye

Dorothy Howard

DISTRICT NO. 74

Lake CITY OF ST. CLAIR SHORES

- 1st Precinct
2nd
3rd
4th
5th
6th
7th
8th
9th
10th
11th
12th
13th
14th
15th
16th
17th
18th
20th
22nd
23rd
24th
25th
26th
27th
28th
29th
30th

10
399
629
689
491
684
703
679
703
765
599
954
471
701
720
642
670
318
534
457
489
521
473
800
604
869
807
709
772

48
777
374
363
254
296
267
225
463
208
243
264
468
245
251
345
269
233
388
213
206
248
303
315
303
415
284
391
265

58
1176
1003
1052
735
980
970
904
1166
973
842
1218
939
946
971
987
939
557
922
670
695
769
776
1115
907
1284
1091
1100
1057

10
471
691
774
520
723
734
709
752
797
644
497
519
741
757
685
722
360
585
500
530
570
517
846
664
945
855
788
834

10
474
691
774
520
723
734
710
752
797
644
997
520
741
757
685
722
360
585
500
530
570
517
846
664
945
855
788
834

TOTAL DISTRICT NO. 74 (Totaled in Section 6)

17872

8924

26796

19230

19235

LAKE

10

48

58

10

10

ST. CLAIR SHORES

17862

8876

26738

19220

19225

DISTRICT

72

2029

791

2820

2168

2168

TOTAL

19891

9667

29558

21388

21393

STATEMENT OF VOTES, GENERAL ELECTION, TUESDAY, NOVEMBER 3RD, 1964

REGISTER OF DEEDS		DRAIN COMMISSIONER		NAMES OF TOWNSHIPS AND ELECTION DISTRICTS		
AARON BURR	JANE H. STOCKING	TOTALS	THOMAS S. WELSH HARRY NOWICKI RAYMOND GEORGE	ROBERT NANNI JOHN SMITH WALTER CYNAR SICKETSTELLE	TOTALS	
9	49	58	11		11	DISTRICT NO. 74
422	738	1160	468	1	469	Lake
622	397	1019	711		712	CITY OF ST. CLAIR SHORES
729	323	1052	817	1	817	1st Precinct
498	245	743	560		560	2nd "
712	269	981	747		748	3rd "
720	243	963	757		751	4th "
693	208	901	736		736	5th "
715	453	1168	783		784	6th "
761	201	962	836		836	7th "
615	231	846	642		642	8th "
978	249	1227	1024		1024	9th "
502	436	938	546		546	10th "
723	216	939	769		769	11th "
740	224	964	785		785	12th "
658	327	985	706		706	13th "
692	246	938	736		736	14th "
337	209	546	376		376	15th "
559	463	1022	603		604	16th "
469	199	668	507		507	17th "
505	184	689	557		557	18th "
541	225	766	584		584	19th "
493	284	777	540		540	20th "
830	280	1110	862		863	21st "
640	272	912	674		674	22nd "
911	364	1275	961		961	23rd "
835	246	1081	885		885	24th "
747	355	1102	815		815	25th "
810	240	1050	857		857	26th "
1846	8376	26842	19843	2	19849	27th "
				1		28th "
				1		29th "
				1		30th "
				1		TOTAL DISTRICT NO. 74
						(Totaled in Section 6)

LAKE	9	49	58	11		11
ST. CLAIR SHORES	1846	8376	26784	19832	2	19838
DISTRICT 72	2103	707	2810	2199		2199
TOTAL	29560	9034	29594	22031	2	22037

STATEMENT OF VOTES, GENERAL ELECTION, TUESDAY, NOVEMBER 3RD, 1964

CORONERS

COUNTY SURVEYOR

NAMES OF TOWNSHIPS AND ELECTION DISTRICTS

TOTALS

TOTALS

JOSEPH C. SOMA

DISTRICT NO. 74

Lake CITY OF ST. CLAIR SHORES

- 1st Precinct
- 2nd "
- 3rd "
- 4th "
- 5th "
- 6th "
- 7th "
- 8th "
- 9th "
- 10th "
- 11th "
- 12th "
- 13th "
- 14th "
- 15th "
- 16th "
- 17th "
- 18th "
- 20th "
- 22nd "
- 23rd "
- 24th "
- 25th "
- 26th "
- 27th "
- 28th "
- 29th "
- 30th "

10
461
678
762
513
723
724
704
746
781
636
990
508
733
747
679
721
357
583
483
522
562
516
83
663
936
852
782
822

10
461
678
762
573
723
724
704
746
781
636
990
508
733
747
679
721
357
583
483
522
566
516
831
663
936
852
782
822

TOTAL DISTRICT NO. 74 (Totaled in Section 6)

19029

19029

LAKE

10

10

ST. CLAIR SHORES

19019

19019

DISTRICT 74

2129

2129

TOTAL

21148

21148

STATEMENT OF VOTES, GENERAL ELECTION, TUESDAY, NOVEMBER 3RD, 1964

INSPECTOR OF MINES

TOTALS

TOTALS

NAMES OF
TOWNSHIPS AND
ELECTION DISTRICTS

DISTRICT NO. 74

Lake

CITY OF ST. CLAIR SHORES

1st Precinct

2nd "

3rd "

4th "

5th "

6th "

7th "

8th "

9th "

10th "

11th "

12th "

13th "

14th "

15th "

16th "

17th "

18th "

20th "

22nd "

23rd "

24th "

25th "

26th "

27th "

28th "

29th "

30th "

TOTAL DISTRICT NO. 74
(Totaled in Section 6)

STATEMENT OF VOTES, GENERAL ELECTION, TUESDAY, NOVEMBER 3RD, 1964

NAMES OF TOWNSHIPS AND ELECTION DISTRICTS

MACOMB COUNTY COLLEGE TRUSTEE
HARVEY R. DEAN
FRED NICHOLSON
ALLEN F. RUSH
MICHAEL DAVID SWARTZ
KENNETH H. SANBORN
MARY A. STEWART
SAL VA TORE LENTINI
THOMAS A. WEBBER
FLIMMER F. EDWARDS

TOTALS

DISTRICT NO. 74

Lake
CITY OF ST. CLAIR SHORES

1st Precinct

2nd "

3rd "

4th "

5th "

6th "

7th "

8th "

9th "

10th "

11th "

12th "

13th "

14th "

15th "

16th "

17th "

18th "

20th "

22nd "

23rd "

24th "

25th "

26th "

27th "

28th "

29th "

30th "

14	10	14	5	8	51
126	169	78	120	178	671
161	111	56	153	77	558
240	174	86	76	113	689
44	151	68	73	66	402
61	76	123	115	132	507
133	77	40	171	147	568
147	124	47	152	44	514
190	167	95	103	119	675
63	199	95	89	96	542
74	46	140	113	139	512
155	102	50	164	216	687
121	123	91	141	95	571
199	157	86	65	63	570
49	187	109	76	126	547
77	68	153	124	135	557
137	76	41	176	192	622
84	58	42	84	50	319
149	170	100	61	114	594
38	147	81	54	125	445
64	44	125	75	111	420
93	79	45	104	145	466
126	96	66	125	67	480
184	180	98	94	98	651
63	182	130	67	120	562
130	73	193	204	201	801
159	84	64	190	215	713
181	136	91	227	85	720
230	160	82	85	81	638

TOTAL DISTRICT NO. 74
(Totaled in Section 6)

3492	3426	2499	3286	3283	4	16052
------	------	------	------	------	---	-------

LAKE

14	10	14	5	8	51
----	----	----	---	---	----

ST. CLAIR SHORES

3478	3416	2475	3281	3347	4	16001
------	------	------	------	------	---	-------

DISTRICT 72

303	414	316	361	356	1750
-----	-----	-----	-----	-----	------

TOTAL

3781	3830	2791	3642	3703	4	17751
------	------	------	------	------	---	-------

STATEMENT OF VOTES, GENERAL ELECTION, TUESDAY, NOVEMBER 3RD, 1964

TOTALS

TOTALS

NAMES OF
TOWNSHIPS AND
ELECTION DISTRICTS

DISTRICT NO. 74

Lake

CITY OF ST. CLAIR SHORES

1st Precinct

2nd "

3rd "

4th "

5th "

6th "

7th "

8th "

9th "

10th "

11th "

12th "

13th "

14th "

15th "

16th "

17th "

18th "

20th "

22nd "

23rd "

24th "

25th "

26th "

27th "

28th "

29th "

30th "

TOTAL DISTRICT NO. 74
(Totaled in Section 6)

STATEMENT OF VOTES, GENERAL ELECTION, TUESDAY, NOVEMBER 3RD, 1964

NAMES OF TOWNSHIPS AND ELECTION DISTRICTS	JUDGES OF THE COURT OF APPEALS.....DISTRICT						CIRCUIT JUDGE		TOTALS	
	Donald R. Freeman	Thomas Giles Kavanaugh	Louis D. McGregor	Francis L. O'Brien	Timothy C. Quinn	Farrell E. Roberts	TOTALS	Edward J. Gallagher		Frank E. Jeanette
DISTRICT NO. 74										
Lake	17	32	21	23	24	20	137	28	21	49
CITY OF ST. CLAIR SHORES										
1st Precinct	284	392	384	344	352	342	2098	353	334	687
2nd "	252	321	182	265	251	284	1555	368	283	651
3rd "	292	465	241	292	222	361	1873	364	361	725
4th "	165	288	195	162	130	147	1087	258	189	447
5th "	128	373	249	332	133	163	1378	241	322	563
6th "	128	252	291	397	247	161	1476	303	296	599
7th "	112	238	137	364	212	252	1315	312	298	610
8th "	277	339	242	269	298	327	1752	389	340	729
9th "	218	383	122	230	109	266	1327	300	301	601
10th "	191	360	230	208	159	179	1327	269	286	555
11th "	156	506	339	454	179	212	1846	323	434	757
12th "	182	261	253	275	232	263	1466	323	254	577
13th "	114	237	136	401	243	294	1425	250	383	633
14th "	232	251	150	208	261	307	1409	301	290	591
15th "	212	376	180	244	164	274	1450	289	307	596
16th "	269	461	323	224	163	176	1616	349	347	696
17th "	81	227	164	198	117	130	917	136	196	332
18th "	204	281	293	290	262	280	1610	316	318	634
20th "	103	191	118	295	193	253	1153	195	287	482
22nd "	166	206	126	177	202	220	1097	279	227	506
23rd "	155	319	158	215	145	206	1198	237	269	506
24th "	203	293	212	192	162	175	1237	226	284	510
25th "	142	430	308	407	172	184	1643	374	329	703
26th "	137	259	277	353	234	192	1452	308	308	616
27th "	206	423	277	555	352	385	2198	421	468	889
28th "	300	309	190	275	327	339	1740	422	332	754
29th "	285	475	233	326	224	348	1891	372	385	757
30th "	284	449	277	269	156	176	1611	320	383	703
TOTAL DISTRICT NO. 74 (Totaled in Section 6)	5425	9371	6308	8244	5924	6916	42284	8626	8832	17458

LAKE	17	32	21	23	24	20	137	28	21	49
ST. CLAIR SHORES	5478	9365	6287	8221	5900	6896	42147	8598	8811	17409
DISTRICT 72	747	1084	629	733	570	715	4478	797	1113	1910
TOTAL	6225	10449	6916	8954	6470	7611	46625	9395	9924	19319

STATEMENT OF VOTES, GENERAL ELECTION, TUESDAY, NOVEMBER 3RD, 1964

JUDGE OF PROBATE

Francis Castellucci
Joseph V. Trombly

Donald J. Parent
SHERMAN P. NEILL

TOTALS

TOTALS

NAMES OF TOWNSHIPS AND ELECTION DISTRICTS

DISTRICT NO. 74

Lake
CITY OF ST. CLAIR SHORES

1st Precinct

2nd "

3rd "

4th "

5th "

6th "

7th "

8th "

9th "

10th "

11th "

12th "

13th "

14th "

15th "

16th "

17th "

18th "

20th "

22nd "

23rd "

24th "

25th "

26th "

27th "

28th "

29th "

30th "

TOTAL DISTRICT NO. 74
(Totaled in Section 6)

12 39
366 346
388 262
406 360
296 176
357 238
323 273
340 290
382 370
311 308
341 229
438 375
301 319
368 282
403 220
323 320
418 298
194 163
342 334
266 224
235 255
247 256
271 243
371 337
317 309
468 428
412 355
394 377
385 317
1653
2303

51 41
712 517
650 467
766 557
472 304
595 363
596 424
630 353
752 482
619 394
570 368
813 531
620 395
650 445
623 417
623 408
716 454
357 250
676 445
490 313
490 308
503 355
514 356
708 462
626 427
896 640
767 515
771 546
702 492
17958
12021

41
517
467
557
304
363
424
355
482
395
368
531
395
445
417
408
454
250
445
313
308
355
356
462
427
640
515
546
492
12032

LAKE 12 39

51 41

41

ST. CLAIR SHORES 96 43
82 64

17907 11990

11991

DISTRICT 72 1061 847

1908 1263

1263

TOTAL 10704 9111

19815 1263 1

1264

STATEMENT OF VOTES, GENERAL ELECTION, TUESDAY, NOVEMBER 3RD, 1964

REFERENDUM ON ACT 240 PA 1964
(MASSACHUSETTS BALLOT)

Shall Act 240 of the PA 1964 be approved? This act eliminates a straight party ticket and requires a separate vote for each candidate voted for and which provides that in general elections, candidates' names shall be grouped under office titles (Massachusetts type ballot) rather than under party headings (present system).

NAMES OF
TOWNSHIPS AND
ELECTION DISTRICTS

	YES	NO	YES	NO	YES	NO
DISTRICT NO. 74						
Lake	34	24				
CITY OF ST. CLAIR SHORES						
1st Precinct	534	338				
2nd "	299	534				
3rd "	343	568				
4th "	282	302				
5th "	198	514				
6th "	249	492				
7th "	191	561				
8th "	295	630				
9th "	187	572				
10th "	213	428				
11th "	221	748				
12th "	324	443				
13th "	227	572				
14th "	188	547				
15th "	241	553				
16th "	240	615				
17th "	147	246				
18th "	331	493				
20th "	167	337				
22nd "	186	344				
23rd "	219	379				
24th "	265	350				
25th "	207	672				
26th "	256	565				
27th "	336	756				
28th "	249	675				
29th "	253	594				
30th "	180	665				
TOTAL DISTRICT NO. 74 (Totaled in Section 6)	7062	14417				

LAKE 34 24

ST. CLAIR SHORES 7028 14393

DISTRICT 72 569 1682

TOTAL 7597 16075

STATEMENT OF VOTES, GENERAL ELECTION, TUESDAY, NOVEMBER 3RD, 1964

NAMES OF
TOWNSHIPS AND
ELECTION DISTRICTS

YES NO YES NO YES NO

DISTRICT NO. 74

Lake

CITY OF ST. CLAIR SHORES

1st Precinct

2nd "

3rd "

4th "

5th "

6th "

7th "

8th "

9th "

10th "

11th "

12th "

13th "

14th "

15th "

16th "

17th "

18th "

20th "

22nd "

23rd "

24th "

25th "

26th "

27th "

28th "

29th "

30th "

TOTAL DISTRICT NO. 74

(Totaled in Section 6)

City of Warren

29500 VAN DYKE AVENUE
WARREN, MICHIGAN 48093
SLOCUM 7-5100

JAMES D. GRAY
CLERK

DONALD BURNEY
DEPUTY CLERK

April 20, 1966

Macomb County Clerk
County Building
Mt. Clemens, Michigan

Attention: Lou Krieter

Dear Lou:

Following is a list of the Representative
Districts in the City of Warren, and the Precincts
in those Districts:

REPRESENTATIVE DISTRICT # 70

Precincts #1-21, 27-32, 38-54,
62-66 and 76-78.

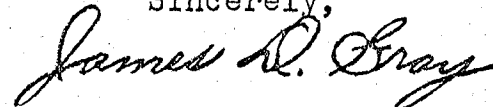
REPRESENTATIVE DISTRICT # 72

Precincts #55-61, 67-75.

REPRESENTATIVE DISTRICT # 73

Precincts #22-26, 33-37.

Sincerely,



James D. Gray
City Clerk

CANVASS OF VOTES CAST

— AT THE —

GENERAL ELECTION

— HELD ON —

Tuesday, the 3rd day of November, A. D. 1964

AND CANVASSED BY THE BOARD OF COUNTY CANVASSERS

of _____ County, Michigan

THE "KAZOO" CANVASS BOOK AND LOOSE LEAF
ELECTION RECORD, COMBINED

By the use of this Canvass Book much time and labor is saved. It completely covers the canvass of the Election Returns by the Board of County Canvassers, and when signed by the members of said Board and County Clerk makes a perfect Election Record.

MANUFACTURED BY

DOUBLEDAY BROS. & CO.

ELECTION SUPPLY MANUFACTURERS
STATIONERS AND PRINTERS

1919 East Kilgore Road

• KALAMAZOO, MICHIGAN

STATEMENT OF VOTES, GENERAL ELECTION, TUESDAY, NOVEMBER 3RD, 1964

PRESIDENT AND VICE-PRESIDENT OF THE UNITED STATES

NAMES OF TOWNSHIPS AND ELECTION DISTRICTS	LYNDON B. JOHNSON and HUBERT H. HUMPHREY	BARRY GOLDWATER and WILLIAM E. MILLER	CLIFTON DE BERRY and EDWARD SHAW	ERIC HASS and HENNING BLOMEN	Henry Christensen	F. Harold Mann	TOTALS
DISTRICT NO. 75							
CITY OF NEW BALTIMORE	915	635	268	0	1		904
Chesterfield—1st Precinct	1156	789	321	2	0		1112
2nd " "	1270	882	354	1	0		1237
Harrison—1st Precinct	1063	736	294	2	0		1032
2nd " "	813	539	246	2	0		787
3rd " "	1146	804	301	4	2	1	1112
4th " "	1092	716	351	2	0		1069
Lenox—1st Precinct	823	515	288	0	0		803
2nd " "	1061	794	239	1	0		1034
Richmond—1st Precinct	395	194	187	2	0		383
2nd " "	662	369	276	2	0		647
CITY OF MOUNT CLEMENS							
1st Precinct	621	507	85	0	2		594
2nd " "	964	497	445	1	0		943
3rd " "	850	542	288	2	0		832
4th " "	549	362	167	0	2		531
5th " "	414	353	56	0	0		409
6th " "	813	596	190	2	1	1	790
7th " "	739	463	253	2	0		718
8th " "	392	295	88	1	0		384
9th " "	1300	796	472	2	0		1270
CITY OF MEMPHIS	217	153	61	0	0		214
TOTAL DISTRICT NO. 75	17,255	11,537	5,230	28	8	1	16,805
TOTAL DISTRICT NO. 74	30,226	21,343	9,379	29	16	2	29,792
TOTAL DISTRICT NO. 73	29,561	23,106	6,014	31	19		29,170
TOTAL DISTRICT NO. 72	35,493	26,916	7,657	24	16	1	34,617
TOTAL DISTRICT NO. 71	32,793	22,110	9,927	37	40	2	32,117
TOTAL DISTRICT NO. 70	34,459	26,438	7,457	81	37	2	34,020
GRAND TOTAL	179,787	131,450	44,684	230	136	8	176,521
NEW BALTIMORE							
	915	635	268	0	1	0	904
CHESTERFIELD							
	2426	1671	675	3	0	0	2349
HARRISON							
	4114	2795	1192	10	2	1	4000
LENOX							
	1884	1309	527	1	0	0	1837
RICHMOND							
	1057	563	463	4	0	0	1030
MT. CLEMENS							
	6642	4411	2044	10	5	1	6471
MEMPHIS							
	217	153	61	0	0	0	214

GOVERNOR AND LIEUTENANT GOVERNOR

	NEIL STAEBLER and ROBERT A. DERENGOSKI	GEORGE ROMNEY and WILLIAM G. MILLIKEN	FRANK LOVELL and HARRIET TALAN	JAMES C. HORVATH and W. CLIFFORD BENTLEY	ALBERT B. CLEAGE, JR. and JAMES JACKSON	FRANK Ferry	John Wayne Higgins	TOTALS	NAMES OF TOWNSHIPS AND ELECTION DISTRICTS
	370	522	3	1	0			896	DISTRICT NO. 75
	517	578	5	1	1			1104	CITY OF NEW BALTIMORE
	565	663	2	0	0			1230	Chesterfield—1st Precinct
	476	533	7	0	1			1017	2nd "
	344	433	3	0	0			782	Harrison—1st Precinct
	550	548	3	2	1			1104	2nd "
	433	618	2	0	0			1053	3rd "
	314	482	1	0	0			797	4th "
	593	420	2	1	3			1019	Lenox—1st Precinct
	123	257	3	1	1			379	2nd "
	209	429	2	0	0			640	Richmond—1st Precinct
									2nd "
	396	178	0	0	5			579	CITY OF MOUNT CLEMENS
	216	722	2	0	0			940	1st Precinct
	256	566	1	1	0			825	2nd "
	218	311	0	3	1			533	3rd "
	273	112	0	0	1			386	4th "
	348	331	0	1	0			680	5th "
	262	444	2	0	2			710	6th "
	187	194	1	0	0			382	7th "
	375	902	1	0	0			1278	8th "
	81	122	0	0	0			203	9th "
									CITY OF MEMPHIS
	7106	12766	40	11	16	2	2	16537	TOTAL DISTRICT NO. 75
	15080	16497	42	21	7	1		29034	TOTAL DISTRICT NO. 74
	16923	13481	53	26	8			28648	TOTAL DISTRICT NO. 73
	12722	17228	42	21	21	1		34236	TOTAL DISTRICT NO. 72
	17358	19028	70	36	15	1	2	31874	TOTAL DISTRICT NO. 71
	15935	100	41	24				33458	TOTAL DISTRICT NO. 70
	81955	91228	347	156	91	5	4	173787	GRAND TOTAL
NEW BALTIMORE	370	522	3	1	0			896	
CHESTER FIELD	1082	1241	7	1	1		2	2334	
HARRISON	1803	2132	15	2	2		0	3956	
LENOX	907	902	3	1	3			1816	
Richmond	332	680	5	1	1			1019	
MT. CLEMENS	2531	3760	7	5	9		1	6313	
MEMPHIS	81	122	0	0	0			203	

STATEMENT OF VOTES, GENERAL ELECTION, TUESDAY, NOVEMBER 3RD, 1964

NAMES OF TOWNSHIPS AND ELECTION DISTRICTS	SECRETARY OF STATE					TOTALS	ATTORNEY GENERAL					TOTALS
	JAMES M. HARE	ALLISON GREEN	JAN GARRETT	RALPH W. MUNCY	LOY A. COHEN		FRANK J. KELLEY	MEYER WARSHAWSKY	ROBERT FINK	WILLIAM WALBRIDGE	ALLEN BIBB	
DISTRICT NO. 75												
CITY OF NEW BALTIMORE												
Chesterfield—1st Precinct	591	268	1	0	2	862	547	307	0	0	0	854
2nd "	737	315	2	1	1	1056	712	332	2	1	2	1049
Harrison—1st Precinct	830	354	2	0	0	1186	768	394	2	0	0	1164
2nd "	702	301	1	0	0	1004	655	333	1	0	0	989
3rd "	471	270	2	0	0	743	460	275	2	0	0	737
4th "	754	327	2	2	1	1086	703	355	2	2	0	1062
Lenox—1st Precinct	667	367	0	1	0	1035	625	389	1	0	0	1015
2nd "	474	303	0	0	0	777	435	327	0	0	0	762
Richmond—1st Precinct	744	241	1	2	4	992	712	257	2	0	3	974
2nd "	170	198	1	0	1	370	160	202	1	0	1	344
CITY OF MOUNT CLEMENS	321	301	3	0	1	626	300	318	2	0	0	620
1st Precinct	454	89	0	0	3	546	438	100	0	0	4	542
2nd "	408	505	0	0	0	913	349	543	1	0	0	893
3rd "	464	317	1	1	0	783	413	358	0	0	1	772
4th "	322	185	0	2	1	510	305	206	0	2	1	514
5th "	326	51	0	0	1	378	306	52	0	0	1	359
6th "	538	198	0	0	0	736	482	230	3	0	0	715
7th "	431	255	0	0	1	687	398	276	0	0	1	675
8th "	273	99	1	0	0	373	254	109	3	0	0	366
9th "	730	516	1	0	0	1247	647	586	0	0	0	1233
CITY OF MEMPHIS	143	65	0	0	0	208	116	81	0	0	0	197
TOTAL DISTRICT NO. 75	10550	5525	18	9	16	16118	9785	6030	22	5	14	15856
TOTAL DISTRICT NO. 74	1902	9204	22	21	13	28467	1736	10321	30	16	7	28110
TOTAL DISTRICT NO. 73	21323	6226	33	20	15	27628	20043	7103	28	28	11	27213
TOTAL DISTRICT NO. 72	25764	9141	29	18	22	33374	22332	9445	36	23	21	32857
TOTAL DISTRICT NO. 71	20244	10675	37	33	17	31106	18614	11429	37	36	14	30530
TOTAL DISTRICT NO. 70	24763	7429	60	32	26	32310	23056	8573	64	33	22	31748
GRAND TOTAL	121356	47205	199	133	109	169003	112566	53301	217	141	89	166314
NEW BALTIMORE	591	268	1	0	2	862	547	307	0	0	0	854
CHESTER FIELD	1567	669	4	1	1	2242	1480	726	4	1	2	2213
HARRISON	2594	1265	5	3	1	3868	2443	1352	6	2		3803
LENOX	1218	544	1	2	4	1769	1147	584	2	0	3	1736
Richmond	491	499	4	0	2	996	460	520	3	0	1	984
MT CLEMENS	3946	2215	3	3	6	6173	3592	2460	7	2	8	6069
Memphis	143	65	0	0	0	208	116	81	0	0	0	197

STATEMENT OF VOTES, GENERAL ELECTION, TUESDAY, NOVEMBER 3RD, 1964

UNITED STATES SENATOR					REPRESENTATIVE IN CONGRESS <u>12</u> DISTRICT		TOTALS	TOTALS
PHILIP A. HART	ELLY M. PETERSON	EVELYN SELL	JAMES SIM	ERNEST C. SMITH	JAMES G. O'HARA	ROBERT G. POWELL		
611	255	1	0	0	867	241	863	
778	295	1	1	2	1077	282	1055	
853	335	0	3	0	1191	315	1185	
711	296	0	0	0	1007	281	998	
498	252	2	0	0	752	243	742	
787	299	1	2	0	1089	291	1077	
680	349	0	0	1	1030	322	1021	
486	284	0	1	0	771	298	769	
750	242	0	0	4	996	276	992	
174	196	1	0	1	372	189	364	
324	300	2	0	0	620	285	621	
473	81	0	0	3	557	79	547	
449	474	1	0	1	925	453	908	
495	301	1	0	0	797	279	787	
345	171	0	2	1	519	162	513	
323	50	0	0	2	375	46	377	
568	177	0	0	0	745	164	737	
447	246	0	0	2	695	229	687	
282	89	2	0	1	374	89	365	
766	489	0	0	0	1255	452	1238	
131	69	0	0	0	200	61	199	
10931	5250	12	9	18	16220		16045	
22204	8420	24	13	8	28769		28132	
21986	5861	28	20	4	27904		27313	
2641	7436	25	20	22	33644		32997	
21183	10001	28	38	22	31272		30933	
25302	6893	57	28	21	32596		31696	
126149	43861	165	128	100	170405		167116	

- NAMES OF TOWNSHIPS AND ELECTION DISTRICTS
- DISTRICT NO. 75**
- CITY OF NEW BALTIMORE
 - Chesterfield—1st Precinct
 - 2nd "
 - Harrison—1st Precinct
 - 2nd "
 - 3rd "
 - 4th "
 - Lenox—1st Precinct
 - 2nd "
 - Richmond—1st Precinct
 - 2nd "
 - CITY OF MOUNT CLEMENS
 - 1st Precinct
 - 2nd "
 - 3rd "
 - 4th "
 - 5th "
 - 6th "
 - 7th "
 - 8th "
 - 9th "
 - CITY OF MEMPHIS

TOTAL DISTRICT NO. 75

TOTAL DISTRICT NO. 74

TOTAL DISTRICT NO. 73

TOTAL DISTRICT NO. 72

TOTAL DISTRICT NO. 71

TOTAL DISTRICT NO. 70

GRAND TOTAL

NEW BALTIMORE	611	255	1	0	0	867	241	863
CHESTER FIELD	1631	630	1	4	2	2268	597	2240
HARRISON	2676	1196	3	2	1	3878	1137	3838
LENOX	1236	526	0	1	4	1767	524	1761
Richmond	498	496	3	0	1	998	474	985
MT. CLEMENS	4148	2078	4	2	10	6242	1951	6159
MEMPHIS	131	69	0	0	0	200	61	199

STATEMENT OF VOTES, GENERAL ELECTION, TUESDAY, NOVEMBER 3RD, 1964

NAMES OF TOWNSHIPS AND ELECTION DISTRICTS	STATE SENATOR <u>26</u> <u>27</u> DISTRICT			Representative in State Legislature <u>75</u> District					
	John T. Bowman	Donald Brown	TOTALS	William Romano	Homer W. Hazelton	TOTALS	Victor Steeh	James S. Nunneley	TOTALS
DISTRICT NO. 75									
CITY OF NEW BALTIMORE									
Chesterfield—1st Precinct	546	287	833				482	368	850
2nd "	713	301	1014				640	426	1066
Harrison—1st Precinct	802	336	1138				735	429	1164
2nd "	671	307	978				605	403	1008
3rd "	456	265	721				433	299	732
4th "	729	314	1043				673	391	1064
Lenox—1st Precinct	630	363	993	406	338	744	564	455	1019
2nd "				701	250	951	390	367	757
Richmond—1st Precinct				160	202	362	671	309	980
2nd "				289	321	610	148	212	360
							269	353	622
CITY OF MOUNT CLEMENS									
1st Precinct				436	88	524	434	123	557
2nd "				363	500	863	283	653	936
3rd "				419	313	732	361	440	801
4th "				299	187	486	249	273	522
5th "				301	50	351	319	67	386
6th "				492	200	692	421	337	758
7th "				372	269	641	316	378	694
8th "				246	100	346	227	143	370
9th "				632	557	1189	535	721	1256
CITY OF MEMPHIS				116	80	196	108	84	192
TOTAL DISTRICT NO. 75	4547	2173	6720	5232	3455	8687	8863	7231	16094
TOTAL DISTRICT NO. 74	19712	8564	28276	7636	3283	10919	14020	8795	27826
TOTAL DISTRICT NO. 73	13283	3861	17144	6933	2755	9688	20882	1	20893
TOTAL DISTRICT NO. 72	18221	4849	23070	19884	1172	30060	24287	2046	32333
TOTAL DISTRICT NO. 71				23913	7712	31625	18580	11463	30023
TOTAL DISTRICT NO. 70	54743	19747	74490				23961	7424	31386
GRAND TOTAL				62602	27377	89979	115593	112959	156555
NEW BALTIMORE	546	287	833				482	368	850
CHESTERFIELD	1515	637	2152				1375	855	2230
HARRISON	2486	1249	3735				2275	1548	3823
LENOX				1107	588	1695	1061	676	1737
RICHMOND				449	523	972	417	565	982
MT. CLEMENS				3560	2264	5824	3145	3135	6280
MEMPHIS				116	80	196	108	84	192

STEEN
 NUNNELEY
 SAYDER
 ADDY
 CLARK
 GOMMERE
 MATYOW
 MUNKS
 CAMPBELL
 KELSEY
 BARNES

MEMBER STATE BOARD OF EDUCATION
TWO YEAR TERM

	LEON FILL	DONALD M. D. THURBER	KARLA PARKER	ELLEN M. SOLOMONSON	HENRY L. HILL	MARGARET WILLIS	TOTALS	NAMES OF TOWNSHIPS AND ELECTION DISTRICTS
	507	539	292	287	0	0	1625	DISTRICT NO. 75
	648	686	328	299	1	1	1963	CITY OF NEW BALTIMORE
	716	772	377	347	1	0	2213	Chesterfield—1st Precinct
	620	644	320	314	0	0	1898	2nd "
	429	448	275	253	0	0	1405	Harrison—1st Precinct
	672	714	334	309	2	2	2033	2nd "
	573	622	372	346	1	0	1914	3rd "
	396	416	336	318	0	2	1468	4th "
	675	699	254	249	5	6	1888	Lenox—1st Precinct
	149	158	198	198	1	1	705	2nd "
	271	302	327	311	0	0	1211	Richmond—1st Precinct
	422	440	90	88	7	4	1046	2nd "
	323	373	514	497	0	0	1707	3rd "
	383	408	337	322	0	0	1450	4th "
	280	303	196	183	1	1	964	5th "
	302	304	49	48	2	0	705	6th "
	441	485	212	199	2	0	1339	7th "
	352	383	278	256	2	3	1274	8th "
	239	252	109	100	0	0	700	9th "
	612	669	546	536	0	0	2363	CITY OF MOUNT CLEMENS
	111	120	81	77	0	0	389	1st Precinct
	9121	9121	9121	9121	20	20	30260	TOTAL DISTRICT NO. 75
	17265	17265	17265	17265	19	13	53876	TOTAL DISTRICT NO. 74
	19243	19243	19243	19243	19	14	51956	TOTAL DISTRICT NO. 73
	22715	22715	22715	22715	24	31	63402	TOTAL DISTRICT NO. 72
	17924	17924	17924	17924	25	10	59124	TOTAL DISTRICT NO. 71
	21985	21985	21985	21985	40	38	60282	TOTAL DISTRICT NO. 70
	23212	23212	23212	23212				GRAND TOTAL
	108223	115048	49044	46312	147	126	318900	
NEW BALTIMORE	507	539	292	287	0	0	1625	
CHESTERFIELD	1364	1458	705	646	2	1	4176	
HARRISON	2294	2428	1301	1222	3	2	7250	
LENOX	1071	1115	590	567	5	8	3356	
Richmond	420	460	525	509	1	1	1916	
MT. CLEMENS	3354	3617	2331	2229	9	8	11548	
MEMPHIS	111	120	81	77	0	0	389	

STATEMENT OF VOTES, GENERAL ELECTION, TUESDAY, NOVEMBER 3RD, 1964

MEMBER STATE BOARD OF EDUCATION
FOUR YEAR TERM

NAMES OF TOWNSHIPS AND ELECTION DISTRICTS	MARILYN JEAN KELLY	CARMEN L. DELLIQUADRI	JOYCE HATTON	BOURKE LODIEWYK	HELEN KELLY	CLARA MARAVIN	Betty Pierce-Hill	LINDA F. RUFERBURG	TOTALS
DISTRICT NO. 75									
CITY OF NEW BALTIMORE									
Chesterfield—1st Precinct	510	500	312	301	0	0			1623
2nd "	680	637	327	336	1	1			1982
Harrison—1st Precinct	751	703	381	371	0	0			2206
2nd "	645	606	322	321	0	0			1894
3rd "	444	424	278	269	0	0			1415
4th "	694	660	346	336	2	0			2041
Lenox—1st Precinct	595	548	383	382	0	0			1908
2nd "	405	387	328	328	3	0			1451
Richmond—1st Precinct	696	670	259	255	7	6			1893
2nd "	156	146	201	199	1	1			704
CITY OF MOUNT CLEMENS									
1st Precinct	295	276	325	316	1	1			1214
2nd "	431	418	92	91	3	2			1037
3rd "	335	317	522	530	0	1			1705
4th "	382	368	351	349	0	0	2	1	1453
5th "	282	280	209	190	1	1			963
6th "	307	298	50	49	1	1			706
7th "	455	441	224	215	0	0			1335
8th "	378	345	274	276	4	2			1279
9th "	247	235	106	108	0	0			696
CITY OF MEMPHIS									
	629	579	567	582	0	0			2355
	117	109	79	80	0	0			385
TOTAL DISTRICT NO. 75	9432	8947	5136	5084	24	19	2	1	30245
TOTAL DISTRICT NO. 74	17438	17149	9677	9368	14	11			53657
TOTAL DISTRICT NO. 73	19706	19154	6565	6378	28	10			51841
TOTAL DISTRICT NO. 72	22999	22780	8962	8536	39	25			63241
TOTAL DISTRICT NO. 71	17891	17779	11886	11342	27	17			58942
TOTAL DISTRICT NO. 70	22425	21768	8060	7760	42	27			60152
GRAND TOTAL	109961	107577	50986	49268	174	109	2	1	318078
NEW BALTIMORE	510	500	312	301	0	0			1623
CHESTER FIELD	1431	1340	708	707	1	1			4188
HARRISON	2378	2238	1329	1308	2	3			7258
LENOX	1101	1057	587	583	10	6			3344
Richmond	451	422	526	515	2	2			1918
MT. CLEMENS	3444	3281	2395	2390	9	7	2	1	11529
MEMPHIS	117	109	79	80	0	0			385

MEMBERS STATE BOARD OF EDUCATION
SIX YEAR TERM

	THOMAS J. BRENNAN	PETER OPPEWALL	ROBERT P. BRIGGS	JOHN C. KREGER	MATTIE R. MAYS	CONSTANCE DIANE MOLETTE	BOB DAVIS	TOTALS	NAMES OF TOWNSHIPS AND ELECTION DISTRICTS
	538	490	308	295	0	0		1631	DISTRICT NO. 75
	685	640	330	319	2	2		1978	CITY OF NEW BALTIMORE
	744	696	374	373	0	1		2188	Chesterfield—1st Precinct
	639	608	330	319	0	0		1896	2nd "
	440	420	274	277	0	0		1411	Harrison—1st Precinct
	699	656	345	336	3	2		2041	2nd "
	595	544	386	376	0	0		1401	3rd "
	412	383	341	323	0	1		1460	4th "
	693	670	268	243	6	5		1885	Lenox—1st Precinct
	156	145	202	202	1	2		708	2nd "
	290	272	323	316	0	2		1203	Richmond—1st Precinct
	430	414	98	92	3	3		1040	2nd "
	340	321	547	487	0	0	2	1695	3rd "
	396	368	361	325	1	0		1453	4th "
	297	275	197	190	1	1		961	5th "
	304	295	51	51	1	2		704	6th "
	467	429	233	207	0	0		1336	7th "
	372	340	279	265	2	3		1261	8th "
	241	232	118	103	0	0		694	9th "
	621	593	604	542	0	0		2360	CITY OF MEMPHIS
	119	109	82	70	0	0		380	
	9478	8900	6051	5711	20	24	2	30186	TOTAL DISTRICT NO. 75
	18317	16767	9443	9069	12	12		53520	TOTAL DISTRICT NO. 74
	20155	18916	6488	6205	14	21		51793	TOTAL DISTRICT NO. 73
	23897	22180	8739	8108	24	21		62969	TOTAL DISTRICT NO. 72
	18712	17654	11698	11058	10	14		59146	TOTAL DISTRICT NO. 71
	22890	21488	7956	7568	29	31		59962	TOTAL DISTRICT NO. 70
	113349	105905	50369	47719	109	123	2	317576	GRAND TOTAL
NEW BALTIMORE	538	490	308	295	0	0		1631	
CHESTER FIELD	1429	1336	704	692	2	3		4166	
HARRISON	2373	2228	1335	1308	3	2		7249	
LENOX	1105	1053	609	566	6	6		3345	
RICHMOND	446	417	525	518	1	4		1911	
MT. CLEMENS	3468	3267	2488	2262	8	9	2	11504	
MEMPHIS	119	109	82	70	0	0		380	

STATEMENT OF VOTES, GENERAL ELECTION, TUESDAY, NOVEMBER 3RD, 1964

MEMBER STATE BOARD OF EDUCATION
EIGHT YEAR TERM

NAMES OF TOWNSHIPS AND ELECTION DISTRICTS	CHARLES E. MORTON	EDWIN L. NOVAK	ALVIN M. BENTLEY	JAMES F. O'NEIL	ELLA MAE PERRYMAN	JOHN R. THOMAS	TOTALS
DISTRICT NO. 75							
CITY OF NEW BALTIMORE	482	510	337	318	0	0	1647
Chesterfield—1st Precinct	622	655	368	347	2	2	1996
2nd "	699	724	403	398	1	0	2225
Harrison—1st Precinct	598	612	353	349	0	0	1912
2nd "	419	422	295	288	0	0	1424
3rd "	648	677	376	345	3	2	2051
4th "	538	560	416	403	0	0	1917
Lenox—1st Precinct	381	394	340	343	1	2	1461
2nd "	660	670	287	274	5	6	1902
Richmond—1st Precinct	140	152	207	208	1	1	709
2nd "	266	276	342	332	0	1	1217
CITY OF MOUNT CLEMENS							
1st Precinct	418	422	100	98	3	2	1043
2nd "	311	311	551	545	0	0	1718
3rd "	350	361	369	380	0	0	1460
4th "	272	282	213	196	1	1	965
5th "	298	303	51	48	1	1	702
6th "	433	438	247	244	0	1	1363
7th "	335	342	310	294	2	1	1284
8th "	226	239	119	113	0	0	697
9th "	557	580	635	616	0	0	2388
CITY OF MEMPHIS	104	112	90	87	0	0	393
TOTAL DISTRICT NO. 75	2757	2757	2757	2757	20	20	30474
TOTAL DISTRICT NO. 74	16541	16541	16541	16541	8	11	54006
TOTAL DISTRICT NO. 73	18521	18521	18521	18521	8	13	52154
TOTAL DISTRICT NO. 72	21841	21841	21841	21841	23	23	63344
TOTAL DISTRICT NO. 71	16972	16972	16972	16972	13	14	59471
TOTAL DISTRICT NO. 70	21108	21108	21108	21108	29	36	60679
GRAND TOTAL	103740	103740	103740	103740	101	117	320128
NEW BALTIMORE	482	510	337	318	0	0	1647
CHESTERFIELD	1321	1379	771	745	3	2	4221
HARRISON	2203	2271	1440	1385	3	2	7304
LENOX	1041	1064	627	617	6	8	3363
RICHMOND	406	428	549	540	1	2	1926
MT. CLEMENS	3200	3278	2595	2534	7	6	11620
MEMPHIS	104	112	90	87	0	0	393

STATEMENT OF VOTES, GENERAL ELECTION, TUESDAY, NOVEMBER 3RD, 1964

MEMBERS BOARD OF TRUSTEES MICHIGAN STATE UNIVERSITY

	FRANK HARTMAN	CLAIR WHITE	PAUL D. BAGWELL	JOHN S. PINGEL	THEOS A. GROVE	ALBERT MILLS	GRACE LEE BOGGS	EUGENE S. MCGUIRE	TOTALS	NAMES OF TOWNSHIPS AND ELECTION DISTRICTS
	497	470	339	348	1	0	1	0	1656	DISTRICT NO. 75
	655	619	358	351	1	3	1	1	1989	CITY OF NEW BALTIMORE
	737	710	406	392	0	0	0	2	2247	Chesterfield—1st Precinct
	604	591	359	362	0	0	0	0	1916	2nd "
	431	417	291	289	0	0	0	0	1428	Harrison—1st Precinct
	653	634	393	372	4	3	1	1	2061	2nd "
	569	543	422	395	0	0	1	0	1930	3rd "
	404	381	345	319	0	0	1	0	1450	4th "
	688	660	278	258	0	0	5	7	1896	Lenox—1st Precinct
	150	141	213	203	0	0	1	2	710	2nd "
	276	260	342	328	0	0	0	0	1206	Richmond—1st Precinct
	415	412	104	111	0	0	2	2	1046	2nd "
	289	279	587	593	0	0	0	0	1748	3rd "
	341	338	393	418	0	0	0	2	1492	4th "
	260	253	221	237	2	3	1	1	978	5th "
	300	299	53	56	0	0	2	1	711	6th "
	430	415	254	276	0	0	1	1	1377	7th "
	326	316	317	336	0	0	1	3	1299	8th "
	236	221	123	119	0	0	0	0	699	9th "
	574	534	646	660	0	0	0	0	2414	CITY OF MOUNT CLEMENS
	112	112	89	75	0	0	0	0	388	1st Precinct
	8947	8605	6533	6498	8	9	18	23	30641	2nd "
	17140	16301	10705	9618	11	16	11	11	53813	3rd "
	19270	18422	7505	6618	20	21	8	17	57881	4th "
	22948	21627	10146	8735	17	20	22	20	63435	5th "
	17635	16927	1273	1173	53	34	10	15	59160	6th "
	22109	20986	9208	7910	34	28	27	30	60332	7th "
	107949	102868	56870	51092	143	128	96	116	319262	8th "
	497	470	339	348	1	0	1	0	1656	9th "
NEW BALTIMORE										TOTAL DISTRICT NO. 75
CHESTERFIELD	1392	1329	764	743	1	3	1	3	4236	TOTAL DISTRICT NO. 74
HARRISON	2257	2185	1465	1418	4	3	2	1	7335	TOTAL DISTRICT NO. 73
LENOX	1092	1041	623	577	0	0	6	7	3346	TOTAL DISTRICT NO. 72
RICHMOND	426	401	555	531	0	0	1	2	1916	TOTAL DISTRICT NO. 71
MT. CLEMENS	3171	3067	2698	2806	2	3	7	10	11764	TOTAL DISTRICT NO. 70
MEMPHIS	112	112	89	75	0	0	0	0	388	GRAND TOTAL

STATEMENT OF VOTES, GENERAL ELECTION, TUESDAY, NOVEMBER 3RD, 1964

MEMBERS BOARD OF GOVERNORS WAYNE STATE UNIVERSITY

NAMES OF TOWNSHIPS AND ELECTION DISTRICTS	WILLIAM B. HALL	BENJAMIN M. ROSE	WILBER M. BRUCKER, JR.	CHARLES GERSHENSON	CHARLES FRASER	LOWELL E. MILLER	HELEN NUTTALL BROWN	LOUIS J. CLEAGE	George Wakefield	Bennie Mckoweski	TOTALS
DISTRICT NO. 75											
CITY OF NEW BALTIMORE	512	470	339	296	0	1	1	0			1619
Chesterfield—1st Precinct	662	629	349	315	1	2	3	2			1963
2nd "	736	705	397	360	0	1	2	1			2202
Harrison—1st Precinct	629	608	340	320	0	0	0	0			1897
2nd "	436	419	289	268	0	0	0	0			1412
3rd "	680	659	374	332	3	4	0	0			2052
4th "	583	544	413	368	0	1	1	0			1910
Lenox—1st Precinct	404	386	345	311	0	0	2	0			1448
2nd "	679	661	274	252	0	0	6	6			1878
Richmond—1st Precinct	149	145	209	200	0	0	1	1			705
2nd "	280	268	339	319	0	1	0	0			1207
CITY OF MOUNT CLEMENS											
1st Precinct	430	410	104	87	0	0	4	2			1037
2nd "	338	294	544	514	0	0	0	0			1690
3rd "	389	351	377	327	0	1	1	0	1	1	1448
4th "	288	263	205	188	2	2	1	1			950
5th "	294	294	58	52	0	0	1	1			700
6th "	452	429	243	219	0	2	1	1			1347
7th "	355	339	292	272	0	0	3	2			1263
8th "	243	232	119	101	0	0	0	0			695
9th "	618	551	622	563	0	0	0	0			2354
CITY OF MEMPHIS	117	108	86	74	0	0	1	0			386
TOTAL DISTRICT NO. 75	9274	8765	6318	5738	6	15	28	17	1	1	30163
TOTAL DISTRICT NO. 74	17270	16428	10653	9439	20	20	13	11			53354
TOTAL DISTRICT NO. 73	19235	18547	7063	6418	25	38	20	18			51364
TOTAL DISTRICT NO. 72	22963	21903	9312	8442	28	26	24	22			62770
TOTAL DISTRICT NO. 71	18105	17107	12276	11195	39	45	26	13	1		58807
TOTAL DISTRICT NO. 70	22183	21192	8461	7725	35	59	45	30			59730
GRAND TOTAL	109030	103942	53583	49007	153	203	152	111	2	1	316188
NEW BALTIMORE	512	470	339	296	0	1	1	0			1619
CHESTER FIELD	1398	1334	746	675	1	3	5	3			4165
HARRISON	2328	2230	1416	1288	3	5	1	0			7271
LENOX	1083	1047	619	563	0	0	8	6			3326
Richmond	429	413	548	519	0	1	1	1			1912
MT. CLEMENS	3407	3163	2564	2323	2	5	11	7	1	1	11484
MEMPHIS	117	108	86	74	0	0	1	0	0	0	386

STATEMENT OF VOTES, GENERAL ELECTION, TUESDAY, NOVEMBER 3RD, 1964

PROSECUTING ATTORNEY

SHERIFF

GEORGE PARRIS

TOWNER

TOTALS

LESTER A. ALMSTADT

WILLIAM SUMNER

TOTALS

NAMES OF TOWNSHIPS AND ELECTION DISTRICTS

597	597	667	202	869
775	776	795	277	1072
847	847	890	283	1173
728	728	755	255	1010
493	493	509	233	742
781	781	795	272	1067
690	690	725	298	1023
467	467	504	265	769
752	752	775	212	987
166	166	186	181	367
334	334	362	265	627
		464	73	537
1446	446			
484	484	574	346	920
509	509	585	211	796
346	346	382	135	517
316	316	323	46	369
552	552	644	112	756
438	438	514	183	697
280	280	296	75	371
804	804	903	351	1254
142	142	133	68	201
10947	10948	11781	4343	16124
19379	19381	18685	8464	27149
21267	21267	20963	5699	26562
25775	25775	25761	7358	32579
21178	21180	21419	9289	30708
24701	24703	23968	6905	30873
123847	123254	121877	42058	163935

DISTRICT NO. 75

CITY OF NEW BALTIMORE

Chesterfield—1st Precinct

2nd "

Harrison—1st Precinct

2nd "

3rd "

4th "

Lenox—1st Precinct

2nd "

Richmond—1st Precinct

2nd "

CITY OF MOUNT CLEMENS

1st Precinct

2nd "

3rd "

4th "

5th "

6th "

7th "

8th "

9th "

CITY OF MEMPHIS

TOTAL DISTRICT NO. 75

TOTAL DISTRICT NO. 74

TOTAL DISTRICT NO. 73

TOTAL DISTRICT NO. 72

TOTAL DISTRICT NO. 71

TOTAL DISTRICT NO. 70

GRAND TOTAL

NEW BALTIMORE 597

597

202

869

CHESTERFIELD 1622

1623

1685

560

2245

HARRISON 2692

2692

2784

1058

3842

LENOX 1219

1219

1279

477

1756

Richmond 500

500

548

446

994

MT. CLEMENS 4175

4175

4685

1532

6217

MEMPHIS 142

142

133

68

201

STATEMENT OF VOTES, GENERAL ELECTION, TUESDAY, NOVEMBER 3RD, 1964

NAMES OF TOWNSHIPS AND ELECTION DISTRICTS	COUNTY CLERK		COUNTY TREASURER	
	Edna Miller	Edgar D. Denison	TOTALS	TOTALS
DISTRICT NO. 75				
CITY OF NEW BALTIMORE				
Chesterfield—1st Precinct	586	253	839	626
2nd "	744	292	1036	782
Harrison—1st Precinct	813	331	1144	864
2nd "	692	302	994	746
3rd "	469	254	723	503
4th "	740	303	1043	805
Lenox—1st Precinct	847	349	996	706
2nd "	452	298	750	491
Richmond—1st Precinct	748	223	971	782
2nd "	170	191	361	173
CITY OF MOUNT CLEMENS	325	283	608	353
1st Precinct	457	79	536	456
2nd "	458	431	889	504
3rd "	507	277	784	553
4th "	328	164	492	357
5th "	315	49	364	320
6th "	555	177	732	593
7th "	433	241	674	470
8th "	277	89	366	288
9th "	777	439	1216	853
CITY OF MEMPHIS	138	58	196	148
TOTAL DISTRICT NO. 75	10631	5083	15714	11373
TOTAL DISTRICT NO. 74	17872	8924	26796	19230
TOTAL DISTRICT NO. 73	20302	6086	26388	21042
TOTAL DISTRICT NO. 72	24222	7988	32210	25770
TOTAL DISTRICT NO. 71	20159	10025	30184	21522
TOTAL DISTRICT NO. 70	2322	7445	31367	24491
GRAND TOTAL	117108	45567	162659	123430
NEW BALTIMORE	586	253	839	626
CHESTER FIELD	1557	623	2180	1646
HARRISON	2548	1208	3756	2760
LENOX	1200	521	1721	1273
RICHMOND	495	474	969	526
MT. CLEMENS	4107	1946	6053	4394
MEMPHIS	138	58	196	148

STATEMENT OF VOTES, GENERAL ELECTION, TUESDAY, NOVEMBER 3RD, 1964

REGISTER OF DEEDS

DRAIN COMMISSIONER

REGISTER OF DEEDS		TOTALS	DRAIN COMMISSIONER		TOTALS
AARON BURR	JANE H. STOCKING		THOMAS S. WELSH	RINGO STARR	
601	236	837	604		604
760	275	1035	779		779
828	313	1141	843		843
712	279	991	719		719
486	238	724	493		493
766	281	1047	775		775
672	314	986	660		661
462	289	751	479		479
757	211	968	766		766
168	193	361	170		170
330	282	612	341		341
455	74	529	450		450
466	412	878	454		454
513	256	769	518		518
338	159	497	337		337
315	47	362	316		316
570	151	721	558		558
441	226	667	442		442
274	80	354	276		276
780	427	1207	791		791
140	53	193	145		145
10854	4776	15630	10916		10917
18466	2376	26842	19943	2	19849
20594	5621	26165	20982	1	20983
24800	7303	32104	25364	3	25369
20706	9499	30195	20776	1	20779
23814	6738	30552	24578	1	24607
119,164	42,323	161,488	122,479	9	123,504

NAMES OF TOWNSHIPS AND ELECTION DISTRICTS

- DISTRICT NO. 75
- CITY OF NEW BALTIMORE
- Chesterfield—1st Precinct
- 2nd "
- Harrison—1st Precinct
- 2nd "
- 3rd "
- 4th "
- Lenox—1st Precinct
- 2nd "
- Richmond—1st Precinct
- 2nd "
- CITY OF MOUNT CLEMENS
- 1st Precinct
- 2nd "
- 3rd "
- 4th "
- 5th "
- 6th "
- 7th "
- 8th "
- 9th "
- CITY OF MEMPHIS
- TOTAL DISTRICT NO. 75
- TOTAL DISTRICT NO. 74
- TOTAL DISTRICT NO. 73
- TOTAL DISTRICT NO. 72
- TOTAL DISTRICT NO. 71
- TOTAL DISTRICT NO. 70
- GRAND TOTAL

NEW BALTIMORE	601	236	837	604		604
CHESTERFIELD	1588	588	2176	1622		1622
HARRISON	2636	1112	3748	2647	1	2648
LENOX	1219	500	1719	1245		1245
Richmond	498	475	973	511		511
MT. CLEMENS	452	1832	5984	4142		4142
MEMPHIS	140	53	193	145		145

STATEMENT OF VOTES, GENERAL ELECTION, TUESDAY, NOVEMBER 3RD, 1964

NAMES OF TOWNSHIPS AND ELECTION DISTRICTS	CORONERS				COUNTY SURVEYOR			
	TOTALS				TOTALS			
DISTRICT NO. 75								
CITY OF NEW BALTIMORE								
Chesterfield—1st Precinct	586				586			
2nd " "	757				757			
Harrison—1st Precinct	827				827			
2nd " "	711				711			
3rd " "	487				487			
4th " "	775				775			
Lenox—1st Precinct	664				664			
2nd " "	473				473			
Richmond—1st Precinct	749				749			
2nd " "	167				167			
CITY OF MOUNT CLEMENS	337				337			
1st Precinct	265				265			
2nd " "	437				437			
3rd " "	502				502			
4th " "	324				324			
5th " "	307				307			
6th " "	527				527			
7th " "	431				431			
8th " "	276				276			
9th " "	773				773			
CITY OF MEMPHIS	146				146			
TOTAL DISTRICT NO. 75	10521				10521			
TOTAL DISTRICT NO. 74	19029				19029			
TOTAL DISTRICT NO. 73	20636				20637			
TOTAL DISTRICT NO. 72	25084				25084			
TOTAL DISTRICT NO. 71	20934		1	1	20936			
TOTAL DISTRICT NO. 70	24068		1	1	24072			
GRAND TOTAL	120269	4	3	2	120279			
NEW BALTIMORE	586				586			
CHESTERFIELD	1584				1584			
HARRISON	2637				2637			
LENOX	1222				1222			
RICHMOND	504				504			
MT. CLEMENS	3842				3842			
MEMPHIS	146				146			

JOSEPH C. SOMA

STATEMENT OF VOTES, GENERAL ELECTION, TUESDAY, NOVEMBER 3RD, 1964

INSPECTOR OF MINES

TOTALS

TOTALS

NAMES OF TOWNSHIPS AND ELECTION DISTRICTS

**DISTRICT NO. 75
CITY OF NEW BALTIMORE**

Chesterfield—1st Precinct

2nd “

Harrison—1st Precinct

2nd “

3rd “

4th “

Lenox—1st Precinct

2nd “

Richmond—1st Precinct

2nd “

CITY OF MOUNT CLEMENS

1st Precinct

2nd “

3rd “

4th “

5th “

6th “

7th “

8th “

9th “

CITY OF MEMPHIS

TOTAL DISTRICT NO. 75

TOTAL DISTRICT NO. 74

TOTAL DISTRICT NO. 73

TOTAL DISTRICT NO. 72

TOTAL DISTRICT NO. 71

TOTAL DISTRICT NO. 70

GRAND TOTAL

STATEMENT OF VOTES, GENERAL ELECTION, TUESDAY, NOVEMBER 3RD, 1964

NAMES OF TOWNSHIPS AND ELECTION DISTRICTS	MACOMB COUNTY COLLEGE TRUSTEE					TOTALS	CANDIDATES					TOTALS	
	HARVEY R. DEAN	FRED NICHOLSON	ALLEN F. RUSH	MICHAEL DAVID SWARTZ	KENNETH N. SANBORN		EDWIN GRAY	WILLIAM M. NOBLE	HOWARD DEKKERS	THOMAS F. MULLIN	THEODORE JOHNSTONE		RAY TESCHLER
DISTRICT NO. 75													
CITY OF NEW BALTIMORE													
Chesterfield—1st Precinct	46	186	76	50	198							556	
2nd "	127	175	168	130	375							975	
Harrison—1st Precinct	157	231	125	173	410							1097	
2nd "	111	187	117	149	384							949	
3rd "	96	133	100	124	257							690	
4th "	139	194	149	150	348							983	
Lenox—1st Precinct	111	181	93	126	433							944	
2nd "	79	113	171	132	215							710	
Richmond—1st Precinct	88	146	225	156	305							923	
2nd "	34	42	161	35	80							352	
CITY OF MOUNT CLEMENS	86	94	178	60	177							595	
1st Precinct	13	15	67	64	105							264	
2nd "	45	59	114	167	384							769	
3rd "	61	123	81	155	197							617	
4th "	54	98	49	48	97							346	
5th "	6	44	21	20	73							164	
6th "	26	39	107	103	242							517	
7th "	35	46	45	124	251							501	
8th "	36	65	21	83	66							271	
9th "	124	205	181	178	351							1039	
CITY OF MEMPHIS	29	20	31	27	76							183	
TOTAL DISTRICT NO. 75	1483	2396	2280	2254	5024							13445	
TOTAL DISTRICT NO. 74	3492	3426	2459	3286	3358							16052	
TOTAL DISTRICT NO. 73	3031	4343	2276	3340	2957							15948	
TOTAL DISTRICT NO. 72	3607	4448	2797	4038	4513							19404	
TOTAL DISTRICT NO. 71	3328	4099	5687	4489	6099							23710	
TOTAL DISTRICT NO. 70	4508	5818	2673	3913	3503							20406	
GRAND TOTAL	19,449	24,530	18,202	21,320	25,451	11	2	3	2	1	3	1	108,975
NEW BALTIMORE	46	186	76	50	198								556
CHESTER FIELD	284	406	293	303	785								2072
HARRISON	437	695	459	549	1422	1	1	1	1				3566
LENOX	167	259	396	288	520								1633
Richmond	120	136	339	95	257								947
MT. CLEMENS	400	694	686	942	1766								4488
MEMPHIS	29	20	31	27	76								183

STATEMENT OF VOTES, GENERAL ELECTION, TUESDAY, NOVEMBER 3RD, 1964

TOTALS

TOTALS

NAMES OF
TOWNSHIPS AND
ELECTION DISTRICTS

DISTRICT NO. 75

CITY OF NEW BALTIMORE

Chesterfield—1st Precinct

2nd “

Harrison—1st Precinct

2nd “

3rd “

4th “

Lenox—1st Precinct

2nd “

Richmond—1st Precinct

2nd “

CITY OF MOUNT CLEMENS

1st Precinct

2nd “

3rd “

4th “

5th “

6th “

7th “

8th “

9th “

CITY OF MEMPHIS

TOTAL DISTRICT NO. 75

TOTAL DISTRICT NO. 74

TOTAL DISTRICT NO. 73

TOTAL DISTRICT NO. 72

TOTAL DISTRICT NO. 71

TOTAL DISTRICT NO. 70

GRAND TOTAL

STATEMENT OF VOTES, GENERAL ELECTION, TUESDAY, NOVEMBER 3RD, 1964

NAMES OF TOWNSHIPS AND ELECTION DISTRICTS	JUDGES OF THE COURT OF APPEALS.....DISTRICT						CIRCUIT JUDGE			TOTALS	
	Donald R. Freeman	Thomas Giles Kavanaugh	Louis D. McGregor	Francis L. O'Brien	Timothy C. Quinn	Farrell E. Roberts	Howard R. Carroll	TOTALS	Edward J. Gallagher		Frank E. Jeannette
DISTRICT NO. 75											
CITY OF NEW BALTIMORE											
Chesterfield—1st Precinct	160	356	233	280	157	142	1328	144	479		623
2nd " "	336	573	333	605	331	309	2488	273	757		1030
Harrison—1st Precinct	349	663	388	546	416	387	2749	314	857		1171
2nd " "	270	555	349	498	388	363	2423	305	677		982
3rd " "	198	404	371	331	283	240	1827	214	512		726
4th " "	355	584	373	545	361	382	2600	356	690		1047
Lenox—1st Precinct	296	498	330	458	387	355	2324	276	718		994
2nd " "	203	364	192	312	261	232	1564	210	410		620
Richmond—1st Precinct	354	476	254	410	319	330	2143	249	708		957
2nd " "	144	172	116	164	168	154	918	121	236		357
CITY OF MOUNT CLEMENS	219	319	225	259	244	270	1536	178	434		612
1st Precinct	54	76	104	133	109	51	527	111	237		348
2nd " "	216	266	291	228	356	302	1659	276	513		789
3rd " "	186	239	177	202	282	222	1308	203	467		670
4th " "	116	164	93	116	144	112	745	114	283		397
5th " "	50	87	49	32	34	31	283	62	160		222
6th " "	92	291	187	232	165	102	1069	136	465		601
7th " "	128	228	165	211	224	140	1096	159	377		536
8th " "	52	85	61	139	114	111	562	86	203		289
9th " "	387	436	352	351	515	409	2450	305	754		1059
CITY OF MEMPHIS	66	105	60	92	85	80	488	55	118		173
TOTAL DISTRICT NO. 75	4231	6941	41703	6144	5343	4724	32087	4147	10055		14203
TOTAL DISTRICT NO. 74	5745	9397	6308	8244	5924	4724	42284	8626	8832		17458
TOTAL DISTRICT NO. 73	5149	8976	6045	8248	5068	4985	38471	9648	8704		18352
TOTAL DISTRICT NO. 72	7135	11220	7738	9857	7023	7061	50034	10187	10848		21035
TOTAL DISTRICT NO. 71	9036	12741	8908	11093	9173	9257	59225	10020	14006		24027
TOTAL DISTRICT NO. 70	6485	11109	7323	10097	6508	6490	48022	17381	6253		23636
GRAND TOTAL	36531	60384	41035	53683	39039	39487	270103	60909	58698	4	118711
NEW BALTIMORE	160	356	233	280	157	142	1328	144	479		623
CHESTER FIELD	685	1236	721	1151	747	696	5237	587	1614		2201
HARRISON	1119	2041	1423	1832	1419	1340	9174	1151	2597	1	3749
LENOX	557	840	446	722	580	562	3707	459	1118		1577
RICHMOND	363	491	341	423	412	424	2454	299	670		969
MT. CLEMENS	1281	1872	1479	1644	1943	1480	9699	1452	3459		4911
MEMPHIS	66	105	60	92	85	80	488	55	118		173

STATEMENT OF VOTES, GENERAL ELECTION, TUESDAY, NOVEMBER 3RD, 1964

JUDGE OF PROBATE
 FRANCIS CASTELLUCCI
 JOSEPH V. Trombly
 CARL BALLARD
 WALTER CYRAN

DONALD PARENT
 JOSEPH C. SOMA
 JOSEPH V. TROMBLY
 WILKEN
 LOUIS DAVIS
 JOHN GOETZ

TOTALS

TOTALS

NAMES OF TOWNSHIPS AND ELECTION DISTRICTS

244 386	630	461	461
431 592	1023	819	819
555 613	1168	940	940
500 495	995	834	834
338 385	723	583	584
509 539	1048	851	853
493 496	990	697	698
274 353	627	545	545
404 533	937	762	762
134 214	349	194	194
333 281	614	524	524
155 171	326	207	207
547 261	808	507	507
396 290	686	466	466
179 219	398	280	280
88 131	219	118	118
296 292	588	403	404
305 259	564	408	408
155 139	294	208	208
679 404	1083	834	834
65 114	179	152	152
7080	14249	10793	10798
9655	17958	12031	12032
9327	17468	11850	11851
1253	20640	14508	14508
12572	24498	18771	18771
10815	21532	14679	14679
10717	116345	82631	82639

DISTRICT NO. 75
 CITY OF NEW BALTIMORE
 Chesterfield—1st Precinct
 2nd "
 Harrison—1st Precinct
 2nd "
 3rd "
 4th "
 Lenox—1st Precinct
 2nd "
 Richmond—1st Precinct
 2nd "
 CITY OF MOUNT CLEMENS
 1st Precinct
 2nd "
 3rd "
 4th "
 5th "
 6th "
 7th "
 8th "
 9th "
 CITY OF MEMPHIS
 TOTAL DISTRICT NO. 75
 TOTAL DISTRICT NO. 74
 TOTAL DISTRICT NO. 73
 TOTAL DISTRICT NO. 72
 TOTAL DISTRICT NO. 71
 TOTAL DISTRICT NO. 70
 GRAND TOTAL

NEW BALTIMORE	244 386	630	461
CHESTER FIELD	986 1205	2191	1759
HARRISON	1840 1915	3756	2969
LENOX	678 886	1564	1307
RICHMOND	467 495	963	718
MT. CLEMENS	2800 2166	4966	3431
MEMPHIS	65 114	179	152

STATEMENT OF VOTES, GENERAL ELECTION, TUESDAY, NOVEMBER 3RD, 1964

NAMES OF TOWNSHIPS AND ELECTION DISTRICTS	REFERENDUM ON ACT 240 PA 1964 (MASSACHUSETTS BALLOT)			
	YES	NO	YES	NO
DISTRICT NO. 75				
CITY OF NEW BALTIMORE				
Chesterfield—1st Precinct	141	234		
2nd "	241	429		
Harrison—1st Precinct	275	438		
2nd "	222	415		
3rd "	138	235		
4th "	229	414		
Lenox—1st Precinct	225	345		
2nd "	191	310		
Richmond—1st Precinct	109	386		
2nd "	92	103		
CITY OF MOUNT CLEMENS				
1st Precinct	170	184		
2nd "	59	165		
3rd "	359	271		
4th "	221	271		
5th "	114	182		
6th "	37	133		
7th "	159	238		
8th "	170	287		
9th "	64	147		
CITY OF MEMPHIS				
	75	128		
TOTAL DISTRICT NO. 75				
	3684	5759		
TOTAL DISTRICT NO. 74				
	7062	14417		
TOTAL DISTRICT NO. 73				
	4715	12694		
TOTAL DISTRICT NO. 72				
	7860	18713		
TOTAL DISTRICT NO. 71				
	8054	14154		
TOTAL DISTRICT NO. 70				
	6513	16170		
GRAND TOTAL				
	37888	81907		
NEW BALTIMORE	141	234		
CHESTERFIELD	516	867		
HARRISON	814	1409		
LENOX	300	696		
RICHMOND	262	287		
MT. CLEMENS	1576	2138		
MEMPHIS	75	128		

STATE OF MICHIGAN, }
COUNTY OF Macomb } SS.

We Do Hereby Certify, That the foregoing is a correct statement of the votes given in the County of Macomb
.....for the offices named in such statement and for the
persons designated therein, at the General Election, held on Tuesday, the Third day of November, in the year one thousand nine
hundred sixty-four.

In Witness Whereof, We have hereunto set our hands and caused to be affixed the
seal of the Circuit Court for the County of Macomb
this 16th day of November, in the year one
thousand nine hundred sixty-four.

(SEAL)

Frank J. Novak
Margaret L. Symon
Harold F. Lublma
Nancy C. Whitel

BOARD OF
COUNTY
CANVASSERS

ATTEST:

Edna Miller
CLERK OF BOARD OF COUNTY CANVASSERS.

STATE OF MICHIGAN, }
COUNTY OF Macomb } SS.

We Hereby Certify, That the foregoing is a correct transcript of the statement of the Board of County Canvassers of the County
of Macomb
.....of the votes given in such
County for the offices named in said statement and for the persons designated therein, at the General Election, held on the Third
day of November, 1964, so far as it relates to the votes cast for said office, as appears from the original statement on file in the
office of the County Clerk.

In Witness Whereof, We have hereunto set our hands and affixed the seal of the
Circuit Court for the County of Macomb
this 16th day of November, in the year one
thousand nine hundred sixty-four.

(SEAL)

Edna Miller
COUNTY CLERK.
Nancy C. Whitel
CHAIRMAN OF THE BOARD OF COUNTY CANVASSERS.

CERTIFICATE OF DETERMINATION

STATE OF MICHIGAN,)

COUNTY OF Macomb) ss.

The Board of County Canvassers of Macomb County having Ascertained and Canvassed the Votes of the several Cities and Townships of said County, at the General Election, held on Tuesday, the Third day of November, A. D. 1964.

Do Hereby Certify and Determine

That George Romney having received the largest number of votes is elected Governor

That Philip A. Hart having received the largest number of votes is elected United States Senator

That James H. O'Hara having received the largest number of votes is elected Representative of Congress 12 District

That John T. Bowman having received the largest number of votes is elected Senator District 26

That William Romano having received the largest number of votes is elected Senator District 27

That George N. Parrie having received the largest number of votes is elected **Prosecuting Attorney** for a term of four years, commencing January 1, 1965.

That _____ having received the largest number of votes is elected **Sheriff** for a term of four years, commencing January 1, 1965.

That Lester A. Almstadt having received the largest number of votes is elected **County Clerk** for a term of four years, commencing January 1, 1965.

That Lynn Whalen having received the largest number of votes is elected **County Treasurer** for a term of four years, commencing January 1, 1965.

That Aaron Burr having received the largest number of votes is elected **Register of Deeds** for a term of four years, commencing January 1, 1965.

That Thomas J. Welsh having received the largest number of votes is elected **Drain Commissioner** for a term of four years, commencing January 1, 1965.

That _____ having received the largest number of votes is elected **Coroner** for a term of four years, commencing January 1, 1965.

That _____ having received the largest number of votes is elected **Coroner** for a term of four years, commencing January 1, 1965.

That Joseph Soma having received the largest number of votes is elected **County Surveyor** for a term of four years, commencing January 1, 1965.

That John T. Kelsey having received the largest number of votes is elected Representative District # 70

That Bruce L. Monks having received the largest number of votes is elected Representative District # 71

That Warren N. Hoemseve having received the largest number of votes is elected Representative District 72

That Harold B. Clark having received the largest number of votes is elected Representative District 73

That Joseph M. Snyder having received the largest number of votes is elected Representative District 74

That Victor R. Stech having received the largest number of votes is elected Representative District 75

That Francis A. Castellucci having received the largest number of votes is elected **Judge of Probate** for a term of eight years, commencing January 1, 1965.

That Donald J. Parent having received the largest number of votes is elected **Circuit Court Commissioner** for a term of _____ years, commencing January 1, 1965.

That _____ having received the largest number of votes is elected **Circuit Court Commissioner** for a term of _____ years, commencing January 1, 1965.

That Kenneth N. Sanborn having received the largest number of votes is elected Macomb County Community College Trustee

In Witness Whereof, We have hereunto set our hands and affixed the Seal of the Circuit Court for the County of _____ this _____ day of November, in the year one thousand nine hundred and sixty-four.



Harold J. Tuckman

BOARD OF
COUNTY
CANVASSERS

ATTEST:

CLERK OF BOARD OF COUNTY CANVASSERS.

CHAIRMAN OF BOARD OF COUNTY CANVASSERS.

STATEMENT OF VOTES, GENERAL ELECTION, TUESDAY, NOVEMBER 3RD, 1964

The whole number of votes given for the office of **Representative in State Legislature, 73rd District**

was *Twenty thousand, eight hundred ninety-three* 20893
and they were given for the following named persons:

	received	votes	
<i>Harold B. Clark</i>	received <i>Twenty thousand eight</i>	votes	
	received <i>hundred ninety-two</i>	votes	20892
	received	votes	
<i>Scattered vote</i>	received <i>One</i>	votes	1
	received	votes	
	received	votes	
	received	votes	
	received	votes	
	received	votes	
	received	votes	
	received	votes	
	received	votes	
	TOTAL	votes	20,893

The whole number of votes given for the office of **Representative in State Legislature, 74th District**

was *Twenty seven thousand, eight hundred twenty six* 27826
and they were given for the following named persons:

	received	votes	
<i>Joseph M. Snyder</i>	received <i>Nineteen thousand thirty</i>	votes	19030
	received	votes	
<i>Donald J. Addy</i>	received <i>Eight thousand, seven hundred</i>	votes	
	received <i>ninety-five</i>	votes	8795
	received	votes	
<i>Scattered vote</i>	received <i>One</i>	votes	1
	received	votes	
	received	votes	
	received	votes	
	received	votes	
	received	votes	
	received	votes	
	TOTAL	votes	27,826

The whole number of votes given for the office of **Representative in State Legislature, 75th District**

was *Sixteen thousand ninety-four* 16094
and they were given for the following named persons:

	received	votes	
<i>Victor Stech</i>	received <i>Eight thousand eight hundred</i>	votes	8863
	received <i>sixty-three</i>	votes	
	received	votes	
<i>James S. Munneley</i>	received <i>Seven thousand two hundred</i>	votes	7231
	received <i>thirty-one</i>	votes	
	received	votes	
	received	votes	
	received	votes	
	received	votes	
	received	votes	
	received	votes	
	received	votes	
	TOTAL	votes	16094

STATEMENT OF VOTES, GENERAL ELECTION, TUESDAY, NOVEMBER 3RD, 1964

The whole number of votes given for the office of **Representative in State Legislature, 70th District**

was *Thirty one thousand, three hundred eighty six*

31386

and they were given for the following named persons:

John T. Kelsey received *Twenty three thousand nine* votes

received *hundred sixty - one* votes

23961

received votes

Norma P. Barnes received *Seven thousand four hundred* votes

7424

received *twenty four* votes

received votes

Scattered vote received *One* votes

1

received votes

received votes

received votes

received votes

received votes

TOTAL votes

31386

The whole number of votes given for the office of **Representative in State Legislature, 71st District**

was *Thirty thousand, twenty three*

30023

and they were given for the following named persons:

Bruce L. Monks received *Eighteen thousand five* votes

received *hundred sixty* votes

18560

received votes

Robert H. Campbell received *Eleven thousand four* votes

received *hundred sixty - three* votes

11463

received votes

received votes

received votes

received votes

received votes

received votes

received votes

TOTAL votes

30023

The whole number of votes given for the office of **Representative in State Legislature, 72nd District**

was *Thirty two thousand, three hundred thirty - three*

32333

and they were given for the following named persons:

Warren N. Goemaere received *Twenty four thousand two* votes

received *hundred eighty - seven* votes

24287

received votes

Kenneth J. Matyow received *Eight thousand forty six* votes

8,046

received votes

received votes

received votes

received votes

received votes

received votes

received votes

received votes

TOTAL votes

32333

STATEMENT OF VOTES, GENERAL ELECTION, TUESDAY, NOVEMBER 3RD, 1964

The whole number or votes given for the office of **Judges of the Court of Appeals, 2nd District** was *Two hundred seventy thousand, one hundred three* 270,103
 and they were given for the following named persons:

<i>Donald R. Freeman</i>	received	<i>Thirty six thousand five hundred</i>	votes	
	received	<i>thirty-one</i>	votes	36,531
<i>Thomas Giles Kavanagh</i>	received	<i>Sixty thousand three hundred</i>	votes	
	received	<i>eighty-four</i>	votes	60,384
<i>Louis D. McGregor</i>	received	<i>Forty one thousand thirty-five</i>	votes	41,035
	received		votes	
<i>Francis L. O'Brien</i>	received	<i>Fifty three thousand six</i>	votes	
	received	<i>hundred eighty-three</i>	votes	53,683
<i>Timothy C. Quinn</i>	received	<i>Thirty nine thousand thirty nine</i>	votes	39,039
	received		votes	
<i>Farrell E. Roberts</i>	received	<i>Thirty nine thousand four hundred</i>	votes	39,427
<i>Scattered votes</i>	received	<i>twenty-seven</i>	votes	
		<i>Four</i>	votes	4
	TOTAL		votes	270,103

The whole number or votes given for the office of **Circuit Judge 16th** was *One hundred eighteen thousand seven hundred eleven* 118,711
 and they were given for the following named persons:

	received		votes	
<i>Edward J. Gallagher</i>	received	<i>Sixty thousand, nine</i>	votes	60,009
	received		votes	
<i>Franke E. Jeannette</i>	received	<i>Fifty eight thousand six</i>	votes	
	received	<i>hundred ninety-eight</i>	votes	58,698
	received		votes	
<i>Scattered vote</i>	received	<i>Four</i>	votes	4
	received		votes	
	received		votes	
	received		votes	
	received		votes	
	received		votes	
	received		votes	
	TOTAL		votes	118,711

The whole number or votes given for the office of **Judge of Probate 8yr.** was *One hundred fifteen thousand, three hundred forty-five* 116,345
 and they were given for the following named persons:

	received		votes	
<i>Francis Castellucci</i>	received	<i>Sixty thousand seven hundred</i>	votes	60,714
	received	<i>fourteen</i>	votes	
<i>Joseph V. Trombly</i>	received	<i>Fifty-five thousand six hundred</i>	votes	55,627
	received	<i>twenty-seven</i>	votes	
<i>Scattered votes</i>	received	<i>Four</i>	votes	4
	received		votes	
	received		votes	
	received		votes	
	received		votes	
	received		votes	
	received		votes	
	received		votes	
	TOTAL		votes	116,345

PUT FIGURES
IN THIS COLUMN

The whole number of votes given for and against the.....

REFERENDUM ON ACT 240 PA 1964 (MASSACHUSETTS BALLOT)

Shall Act 240 of the PA 1964 be approved? This act eliminates a straight party ticket and requires a separate vote for each candidate voted for and which provides that in general elections, candidates' names shall be grouped under office titles (Massachusetts type ballot) rather than under party headings (present system).

was *One hundred nineteen thousand, seven hundred* *119,795*

of which number *Thirty seven thousand eight hundred ninety-five* *37,888*

votes were marked **YES**

and *Eighty one thousand, nine hundred seven* *81,907*

votes were marked **NO**

TOTAL VOTES,

119,795

The whole number of votes given for and against the.....

was.....

of which number.....

votes were marked **YES**

and.....

votes were marked **NO**

TOTAL VOTES,

The whole number of votes given for and against the.....

was.....

of which number.....

votes were marked **YES**

and.....

votes were marked **NO**

TOTAL VOTES,

The whole number of votes given for and against the.....

was.....

of which number.....

votes were marked **YES**

and.....

votes were marked **NO**

TOTAL VOTES,

STATEMENT OF VOTES, GENERAL ELECTION, TUESDAY, NOVEMBER 3RD, 1964

PUT FIGURES
IN THIS COLUMN

The whole number of votes given for and against the.....

.....
.....
.....

was.....

of which number.....

votes were marked **YES**

and.....

votes were marked **NO**

TOTAL VOTES,

The whole number of votes given for and against the.....

.....
.....
.....

was.....

of which number.....

votes were marked **YES**

and.....

votes were marked **NO**

TOTAL VOTES,

The whole number of votes given for and against the.....

.....
.....
.....

was.....

of which number.....

votes were marked **YES**

and.....

votes were marked **NO**

TOTAL VOTES,

The whole number of votes given for and against the.....

.....
.....
.....

was.....

of which number.....

votes were marked **YES**

and.....

votes were marked **NO**

TOTAL VOTES,