

RETURN TO SECRETARY OF STATE WITHOUT DELAY

County Canvassers' Statement

General Election

NOVEMBER 3, 1970

County of Macomb

— PLEASE TYPE —

IMPORTANT

NOTES:—It is very important that the statement of votes be accurately made, as there is not time to correspond with regard to mistakes before the expiration of the time allowed by law for making the official canvass.

A CAREFUL COMPARISON OF THE NAMES OF ALL CANDIDATES HERE RECORDED SHOULD BE MADE WITH THOSE APPEARING UPON THE BALLOT.

The Law requires the aggregate number of Votes and the number given for each individual to be WRITTEN OUT IN FULL. For convenience in canvassing, also extend the number in figures in the column prepared for that purpose, OBSERVING CLOSELY IN EACH INSTANCE THAT THE WRITING AND FIGURES AGREE.

COUNTY CANVASSERS' STATEMENT

STATEMENT OF VOTES given in the County of Macomb
State of Michigan, at the General Election held on Tuesday, the Third day of November, in the year
one thousand nine hundred seventy, for the offices and proposals named herein.

The votes given for the office of **Governor and Lieutenant Governor** were given for the following named
persons:

SANDER LEVIN and EDWARD H. McNAMARA	received Ninety Four	
Thousand, Nine Hundred and Ten	votes,	94,910
WILLIAM G. MILLIKEN and JAMES H. BRICKLEY	received Eighty Two	
Thousand, Six Hundred and Sixty Four	votes,	82,664
JAMES L. McCORMICK and ROBERT E. CAULEY	received One Thousand,	
Eight Hundred and Fourteen	votes,	1,814
GEORGE BOUSE and EVELYN KIRSCH	received One Hundred and	
Thirty One	votes,	131
JAMES C. HORVATH and W. CLIFFORD BENTLEY	received One Hundred and	
Fifty Eight	votes,	158
	received	
	votes,	
SCATTERED VOTES	received Two	
	votes,	002
Total		179,679

The votes given for the office of **Secretary of State** were given for the following named
persons:

RICHARD H. AUSTIN	received One Hundred and	
Five Thousand, Six Hundred and Seventy Three	votes,	105,673
EMIL LOCKWOOD	received Sixty Thousand,	
Seven Hundred and Seventy Two	votes,	60,772
ROBERT E. MILES	received One Thousand,	
Eight Hundred and Seventy Five	votes,	1,875
JOHN HAWKINS	received Two Hundred and	
Sixty One	votes,	261
FRANK TROHA	received Two Hundred and	
Fifty	votes,	250
	received	
	votes,	
SCATTERED VOTES	received Zero	
	votes,	000
Total		168,831

The votes given for the office of **Attorney General** were given for the following named persons:

FRANK J. KELLEY _____ received One Hundred and Twenty Seven Thousand, Eight Hundred and Twelve _____ votes,	127,812
WILLIAM S. FARR _____ received Thirty Nine Thousand, Eight Hundred and Ninety Nine _____ votes,	39,899
RONALD REUSTI _____ received Three Hundred and Twenty _____ votes,	320
JOHN ZYWICKI _____ received Six Hundred and Fifty Three _____ votes,	653
_____ received _____ votes,	
_____ received _____ votes,	
_____ received _____ votes,	
SCATTERED VOTES _____ received Four _____ votes,	004
Total	168,688

The votes given for the office of **United States Senator** were given for the following named persons:

PHILIP A. HART _____ received One Hundred and Thirty One Thousand, Nine Hundred and Seventy _____ votes,	131,970
LENORE ROMNEY _____ received Forty One Thousand, Five Hundred and Thirty Seven _____ votes,	41,537
PAUL LODICO _____ received Three Hundred and Sixty _____ votes,	360
JAMES SIMS _____ received Two Hundred and Sixty Eight _____ votes,	268
_____ received _____ votes,	
_____ received _____ votes,	
_____ received _____ votes,	
SCATTERED VOTES _____ received Forty Three _____ votes,	043
Total	174,178

The votes cast for the office of Representative in Congress 12TH District were given for the following named persons:

JAMES G. O'HARA	received One Hundred and	
Twenty Seven Thousand, Nine Hundred and Eighteen	votes,	127,918
PATRICK DRISCOLL	received Thirty Eight	
Thousand, Five Hundred and Eight	votes,	38,508
MILTON E. DESCHAIINE	received One Thousand,	
Five Hundred and Forty Two	votes,	1,542
_____	received _____	
_____	votes,	
_____	received _____	
_____	votes,	
_____	received _____	
_____	votes,	
_____	received _____	
_____	votes,	
SCATTERED VOTES	received One	
_____	votes,	001
Total		167,969

The votes cast for the office of Representative in Congress _____ District were given for the following named persons:

_____	received _____	
_____	votes,	
_____	received _____	
_____	votes,	
_____	received _____	
_____	votes,	
_____	received _____	
_____	votes,	
_____	received _____	
_____	votes,	
_____	received _____	
_____	votes,	
_____	received _____	
_____	votes,	
_____	received _____	
_____	votes,	
Total		

The votes given for the office of Member of the State Board of Education were given for the following named persons:

THOMAS J. BRENNAN	received	One Hundred and Eleven Thousand, Seven Hundred and Five	votes,	111,705
ANNETTA MILLER	received	Ninety Seven Thousand, Four Hundred and Seventy Five	votes,	97,475
R. ROBERT GEAKE	received	Forty Seven Thousand, Seven Hundred and Eighty Eight	votes,	47,788
DAVID ROBINSON II	received	Forty Eight Thousand, and Eighty One	votes,	48,081
PETER GOONIS	received	Five Hundred and Seven	votes,	507
DAVID LINDSAY	received	One Thousand, Four Hundred and Sixteen	votes,	1,416
SCATTERED VOTES	received	ZERO	votes,	000
Total				306,972

The votes given for the office of Regent of the University of Michigan were given for the following named persons:

PAUL BROWN	received	Ninety Nine Thousand, Three Hundred and Eighty Seven	votes,	99,387
JAMES L. WATERS	received	Ninety Four Thousand, Nine Hundred and Sixty Four	votes,	94,964
PAUL G. GOEBEL JR.	received	Fifty One Thousand, One Hundred and One	votes,	51,101
JACK H. SHULER	received	Forty Nine Thousand, Nine Hundred and Fifty Nine	votes,	49,959
GEORGE KINDRED	received	One Thousand, Nine Hundred and Ninety Seven	votes,	1,997
TOM STAFFIN	received	One Thousand, Seven Hundred and Seventy Eight	votes,	1,778
P. THOMAS VERNIER	received	Six Hundred and Ten	votes,	610
MARCIA WISCH	received	Four Hundred and Eighty Three	votes,	483
VITO J. DeLISI	received	Five Hundred and Sixty Five	votes,	565
WILLIAM WALBRIDGE	received	Four Hundred and Seventy	votes,	470
SCATTERED VOTES	received	One	votes,	001
Total				301,315

The votes given for the office of State Senator 26th District were given for the following named persons:

<u>John T. Bowman</u>	received	
Forty six thousand six hundred forty two	votes,	46,642
<u>Walter P. Hallman</u>	received	
Fifteen thousand eight hundred seventy four	votes,	15,874
Scattered	received	
Six	votes,	006
	received	
	votes,	
	received	
	votes,	
	received	
	votes,	
	received	
	votes,	
	received	
	votes,	
	received	
	votes,	
Total		62,522

The votes given for the office of State Senator 27th District were given for the following named persons:

<u>James D, Gray</u>	received	
Sixty eight thousand nine hundred six	votes,	68,906
<u>Ronald McDowell</u>	received	
Thirty thousand one hundred seven	votes,	30,107
Scattered	received	
Four	votes,	004
	received	
	votes,	
	received	
	votes,	
	received	
	votes,	
	received	
	votes,	
	received	
	votes,	
Total		99,017

The votes given for the office of Member of the Board of Trustees of Michigan State University were given for the following named persons:

PATRICIA M. CARRIGAN _____ received _____	
Ninety seven thousand one hundred forty eight _____ votes,	97,148
DON STEVENS _____ received _____	
Ninety five thousand five hundred ninety three _____ votes,	95,593
DAVID D. DIEHL _____ received _____	
Fifty one thousand eight hundred sixty five _____ votes,	51,865
RICHARD D. ERNST _____ received _____	
Fifty thousand one hundred sixty eight _____ votes,	50,168
LOUISE MAY _____ received _____	
One thousand nine hundred fifty _____ votes,	1,950
CAROL SMITH _____ received _____	
One thousand nine hundred ninety five _____ votes,	1,995
KENNETH KELLY _____ received _____	
Eight hundred ninety three _____ votes,	893
MATHEW KOVACH _____ received _____	
Six hundred forty _____ votes,	640
Total	300,252

The votes given for the office of Member of the Board of Governors, Wayne State University were given for the following named persons:

LEON H. ATCHISON _____ received _____	
Ninety six thousand thirteen _____ votes,	96,013
MAX J. PINCUS _____ received _____	
Ninety three thousand nine hundred seventy eight _____ votes,	93,978
RAYMOND E. HAYES _____ received _____	
Fifty one thousand three hundred fifty four _____ votes,	51,354
EARL KENNEDY _____ received _____	
Forty nine thousand seven hundred sixty four _____ votes,	49,764
MARY GANIARD _____ received _____	
Two thousand eighty one _____ votes,	2,081
PATRICK TIFER _____ received _____	
Two thousand eleven _____ votes,	2,011
NORMA JEAN LODICO _____ received _____	
Four hundred ninety _____ votes,	490
JOHN A. PORTER _____ received _____	
Three hundred ninety five _____ votes,	395
TERRY LINDSAY _____ received _____	
Six hundred fifty _____ votes,	650
LOWELL E. MILLER _____ received _____	
Five hundred seventy eight _____ votes,	578
Total	297,314

The votes given for the office of Representative in the State Legislature 70th District were given for the following named persons:

<u>John T. Kelsey</u>	received	
Twenty three thousand three hundred fifteen	votes,	23,315
<u>Jervis J. Wattles</u>	received	
Six thousand one hundred seven	votes,	6,107
Scattered	received	
One	votes,	001
	received	
	votes,	
	received	
	votes,	
	received	
	votes,	
	received	
	votes,	
	received	
	votes,	
	received	
	votes,	
Total		29,423

The votes given for the office of Representative in the State Legislature 71st District were given for the following named persons:

<u>Thomas Guastello</u>	received	
Twenty five thousand nine hundred eighty eight	votes,	25,988
<u>Bruce Lyons</u>	received	
Fifteen thousand five hundred sixty eight	votes,	15,568
Scattered	received	
No	votes,	000
	received	
	votes,	
	received	
	votes,	
	received	
	votes,	
	received	
	votes,	
	received	
	votes,	
	received	
	votes,	
Total		41,556

The votes given for the office of Representative in the State Legislature 72nd
District were given for the following named persons:

<u>Warren N. Goemaere</u> received _____	
Twenty five thousand six hundred twenty eight votes,	25,628
<u>Donald W. Loomis</u> received _____	
Seven thousand seven hundred nineteen votes,	7,719
Scattered received _____	
One votes,	001
_____ received _____	
_____ votes,	
_____ received _____	
_____ votes,	
_____ received _____	
_____ votes,	
_____ received _____	
_____ votes,	
_____ received _____	
_____ votes,	
Total	33,348

The votes given for the office of Representative in the State Legislature 73rd
District were given for the following named persons:

<u>Harold B. Clark</u> received _____	
Fifteen thousand five hundred ninety two votes,	15,592
<u>Victor Borowsky</u> received _____	
Five thousand six hundred six votes,	5,606
<u>Carolyn J. Skelton</u> received _____	
One hundred fifty one votes,	151
_____ received _____	
_____ votes,	
_____ received _____	
_____ votes,	
_____ received _____	
_____ votes,	
_____ received _____	
_____ votes,	
_____ received _____	
_____ votes,	
Total	21,349

The votes given for the office of Representative in the State Legislature 74th
District were given for the following named persons:

<u>Joseph M. Snyder</u>	received _____	
Seventeen thousand fifty six	votes,	17,056
Scattered	received _____	
Two	votes,	002
	received _____	
	votes,	
	received _____	
	votes,	
	received _____	
	votes,	
	received _____	
	votes,	
	received _____	
	votes,	
	received _____	
	votes,	
Total		17,058

The votes given for the office of Representative in the State Legislature 75th
District were given for the following named persons:

<u>Victor R. Steeh</u>	received _____	
Six thousand five hundred ninety nine	votes,	6,599
<u>David Serotkin</u>	received _____	
Eight thousand three hundred seventy two	votes,	8,372
<u>Billy F. Roland</u>	received _____	
One hundred twenty seven	votes,	127
	received _____	
	votes,	
	received _____	
	votes,	
	received _____	
	votes,	
	received _____	
	votes,	
	received _____	
	votes,	
Total		15,098

The votes cast for the office of **Circuit Judge** in the 16th Judicial Circuit
6 Year Term were given for the following named persons:

<u>Edward J. Gallagher</u>	received <u>Eighty Nine</u>	
<u>Thousand, Seven Hundred and Thirty Two</u>		votes, <u>89,732</u>
_____	received _____	
_____		votes, _____
_____	received _____	
_____		votes, _____
_____	received _____	
_____		votes, _____
_____	received _____	
_____		votes, _____
_____	received _____	
_____		votes, _____
SCATTERED VOTES	received One	
_____		votes, <u>001</u>
Total		<u><u>89,733</u></u>

The votes cast for the office of **Circuit Judge (To Fill Vacancy)** in the _____
Judicial Circuit _____ Year Term were given for the following named persons:

_____	received _____	
_____		votes, _____
_____	received _____	
_____		votes, _____
_____	received _____	
_____		votes, _____
_____	received _____	
_____		votes, _____
_____	received _____	
_____		votes, _____
_____	received _____	
_____		votes, _____
_____	received _____	
_____		votes, _____
Total		_____

The votes cast for the office of **Justice of the Supreme Court** were given for the following named persons:

JOHN R. DETHMERS	received	Thirty Nine	
Thousand, Two Hundred and Eight			votes,
			39,208
EDWARD S. PIGGINS	received	Sixty Two	
Thousand, Four Hundred and Sixty Six			votes,
			62,466
JOHN B. SWAINSON	received	Ninety One	
Thousand, Four Hundred and Ninety Two			votes,
			91,492
G. MENNEN WILLIAMS	received	Sixty Eight	
Thousand, Nine Hundred and Thirty Eight			votes,
			68,938
	received		
			votes,
SCATTERED VOTES	received	Zero	
			votes,
			000
Total			262,104

The votes cast for the office of **Judge of the Appellate Court** in the 2nd Appellate District _____ Year Term were given for the following named persons:

<u>Louis D. McGregor</u>	received	Eighty Four	
Thousand, One Hundred and Six			votes,
			84,106
	received		
			votes,
	received		
			votes,
SCATTERED VOTES	received	Zero	
			votes,
			84,106
Total			84,106

The votes cast for the office of **Judge of Appellate Court (To Fill Vacancy)** in the 2nd Appellate District _____ Year Term were given for the following named persons:

<u>Robert J. Danhof</u>	received	Fifty Thousand	
One Hundred and Fifty Four			votes,
			50,154
<u>Donald R. Freeman</u>	received	Forty Eight	
Thousand, Four Hundred and Fifteen			votes,
			48,415
	received		
			votes,
SCATTERED VOTES	received	Zero	
			votes,
			000
Total			98,569

The votes given for the office of ~~Distric~~ **Probate Court Judge** in the _____ Probate Court District 6 Year Term were given for the following named persons:

<u>Robert J. Chrzanowski</u>	received Fifty Five	
Thousand, Nine Hundred and Seventy Five		votes, <u>55,975</u>
<u>Donald J. Parent</u>	received Seventy Two	
Thousand, One Hundred and Forty Nine		votes, <u>72,149</u>
	received _____	
		votes, _____
	received _____	
		votes, _____
	received _____	
		votes, _____
	received _____	
		votes, _____
	received _____	
		votes, _____
SCATTERED VOTES	received One	
		votes, <u>001</u>
Total		<u>128,125</u>

The votes given for the office of District Court Judge in the 37th Judicial District 6 Year Term were given for the following named persons:

<u>Verne C. Boewe</u>	received <u>Twenty Two</u>	
<u>Thousand, Six Hundred and Sixty Eight</u>	votes,	<u>22,668</u>
<u>Roy N. Gruenburg</u>	received <u>Thirty Thousand,</u>	
<u>Two Hundred and Seven</u>	votes,	<u>30,207</u>
<u>David N. Walsh</u>	received <u>Ten Thousand,</u>	
<u>Nine Hundred and Ninety Two</u>	votes,	<u>10,992</u>
<u>Paul L. Vella</u>	received <u>Eight Thousand,</u>	
<u>Eight Hundred and Ninety</u>	votes,	<u>8,890</u>
	received _____	
	votes,	
	received _____	
	votes,	
	received _____	
	votes,	
<u>SCATTERED VOTES</u>	received <u>One</u>	
	votes,	<u>001</u>
Total		<u>72,758</u>

The votes given for the office of District Court Judge ~~(To-Fill-Vacancy)~~ in the 41st. Judicial District 6 Year Term were given for the following named persons:

<u>John H. Kessel</u>	received <u>Twelve Thousand,</u>	
<u>Two Hundred and Fifteen</u>	votes,	<u>12,215</u>
<u>Adam M. Nowicki</u>	received <u>Fifteen Thousand,</u>	
<u>One Hundred and Forty Seven</u>	votes,	<u>15,147</u>
	received _____	
	votes,	
	received _____	
	votes,	
	received _____	
	votes,	
	received _____	
	votes,	
<u>SCATTERED VOTES</u>	received <u>Zero</u>	
	votes,	<u>000</u>
Total		<u>27,362</u>

The votes cast for and against the State Proposal A to authorize bonds for low income housing were given as follows:

Fifty Seven Thousand, Eight Hundred and Sixty Eight	
_____ votes were cast in favor of such proposal (yes)	<u>57,868</u>
Ninety Seven Thousand, Nine Hundred and Thirty Four	
_____ votes were cast against such proposal (no)	<u>97,934</u>
Total	<u><u>155,802</u></u>

The votes cast for and against the State Proposal B to lower the voting age from 21 to 18 years were given as follows:

Fifty Seven Thousand, Six Hundred and Eleven	
_____ votes were cast in favor of such proposal (yes)	<u>57,611</u>
One Hundred and Four Thousand, Two Hundred and Twenty Seven	
_____ votes were cast against such proposal (no)	<u>104,227</u>
Total	<u><u>161,838</u></u>

The votes cast for and against the State Proposal C to prohibit public aid to non-public schools and students were given as follows:

Eighty Three Thousand, Four Hundred and Twenty Seven	
_____ votes were cast in favor of such proposal (yes)	<u>83,427</u>
Eighty Six Thousand, Two Hundred and Ninety Four	
_____ votes were cast against such proposal (no)	<u>86,294</u>
Total	<u><u>169,721</u></u>

STATE OF MICHIGAN

County of MACOMB } SS

We do Hereby Certify, That the foregoing is a correct statement of the votes given in the county of MACOMB, for the offices and proposals named in such statement and for the persons designated therein, at the General Election held on the 3rd day of November, in the year one thousand nine hundred seventy.

In Witness Whereof, We have hereunto set our hands and caused to be affixed the seal of the Circuit Court for the County of MACOMB this SIXTEENTH day of NOVEMBER, in the year one thousand nine hundred seventy.

(Seal)

Elsie J. Smith
Mary E. Behrke
Vincent Ludobog
Harold Luchman } Board of County Canvassers

Attest:

Edna Miller
Clerk of the Board of County Canvassers.

STATE OF MICHIGAN

County of MACOMB } SS

We Hereby Certify, That the foregoing is a correct transcript of the Statement of the Board of County Canvassers, of the County of MACOMB, of the votes given in such County for the offices and proposals named in said statement and for the persons designated therein, at the General Election held on the Third day of November, 1970, so far as it relates to the votes cast for said offices and proposals, as appears from the original statement on file in the office of the County Clerk.

In Witness Whereof, We have hereunto set our hands and affixed the Seal of the Circuit Court for the County of MACOMB this SIXTEENTH day of NOVEMBER, in the year one thousand nine hundred seventy.

(Seal)

Edna Miller
EDNA MILLER, County Clerk.
Elsie J. Smith
Chairman of the Board of County Canvassers.


PROOF BALLOT

GENERAL ELECTION


INSTRUCTIONS—To vote a straight party ticket make a cross (X) in the circle under the name of your party. Not a square before his name. Candidates for governor and lieutenant governor must be voted for as a unit, and if you desire to vote for candidates not on your party ticket, make a cross (X) in the square before the names of the candidates on your party ticket, for that office. If you do not desire to vote any party ticket, do not make a cross (X) in the square before the name of any candidate for whom you desire to vote. If you wish to vote for a candidate not on any ticket, write or place the name of the candidate on the ballot so that the face of the ballot is not exposed and so that the numbered corner is visible.

**NAMES OF OFFICES
VOTED FOR:**

**DEMOCRATIC
PARTY**



REPUBLICAN



**STATE GOVERNOR AND
LIEUTENANT GOVERNOR**

SECRETARY OF STATE

ATTORNEY GENERAL

**CONGRESSIONAL
UNITED STATES SENATOR**

**REPRESENTATIVE IN
CONGRESS, 12th DISTRICT**

**LEGISLATIVE
STATE SENATOR, 26th DISTRICT**

**REPRESENTATIVE IN STATE
LEGISLATURE, 72nd DISTRICT**

**STATE BOARDS
MEMBERS OF THE STATE
BOARD OF EDUCATION
VOTE FOR NOT MORE THAN TWO**

**MEMBERS OF THE BOARD OF
REGENTS OF UNIVERSITY OF
MICHIGAN
VOTE FOR NOT MORE THAN TWO**

**MEMBERS OF THE BOARD OF
TRUSTEES OF MICHIGAN
STATE UNIVERSITY
VOTE FOR NOT MORE THAN TWO**

**MEMBERS OF THE BOARD OF
GOVERNORS OF WAYNE
STATE UNIVERSITY
VOTE FOR NOT MORE THAN TWO**

COUNTY COMMISSIONER

Governor and Lieutenant Governor

SANDER LEVIN
EDWARD H. McNAMARA

Secretary of State

RICHARD H. AUSTIN

Attorney General

FRANK J. KELLEY

United States Senator

PHILIP A. HART

Representative in Congress

JAMES G. O'HARA

State Senator

JOHN T. BOWMAN

Representative in State Legislature

WARREN N. GOEMAERE

Member of the State Board of Education

THOMAS J. BRENNAN

Member of the State Board of Education

ANNETTA MILLER

Board of Regents, University of Michigan

PAUL BROWN

Board of Regents, University of Michigan

JAMES L. WATERS

Trustee of Michigan State University

PATRICIA M. CARRIGAN

Trustee of Michigan State University

DON STEVENS

Board of Governors, Wayne State University

LEON H. ATCHISON

Board of Governors, Wayne State University

MAX J. PINCUS

Commissioner

Governor and Lieutenant Governor

WILLIAM G. MILLIKEN
JAMES H. BRICKLEY

Secretary of State

EMIL LOCKWOOD

Attorney General

WILLIAM S. FARR JR.

United States Senator

LENORE ROMNEY

Representative in Congress

PATRICK DRISCOLL

State Senator

WALTER P. HALLMAN

Representative in State Legislature

DONALD W. LOOMIS

Member of the State Board of Education

R. ROBERT GEAKE

Member of the State Board of Education

DAVID ROBINSON II

Board of Regents, University of Michigan

PAUL G. GOEBEL JR.

Board of Regents, University of Michigan

JACK H. SHULER

Trustee of Michigan State University

DAVID D. DIEHL

Trustee of Michigan State University

RICHARD D. ERNST

Board of Governors, Wayne State University

RAYMOND E. HAYES

Board of Governors, Wayne State University

EARL KENNEDY

Commissioner

1941

1942

1943

1944

1945

1946

1947

1948

1949

[Faint, illegible text covering the majority of the page, possibly bleed-through from the reverse side.]

MACOMB COUNTY

NOVEMBER 3, 1970

Nothing further need be done. To vote for a candidate not on your party ticket, make a cross (X) in the circle. If the vote cannot be split. If two or more candidates are to be elected to the same office, and you desire to vote for more than one candidate, make a cross (X) in the circle at the head of any ticket, but make a cross (X) in the square before the name of each name of such candidate on your ticket opposite the name of the office. Before leaving the booth, fold

AMERICAN
Independent
PARTY



SOCIALIST
WORKERS
PARTY



<input type="checkbox"/>	Governor and Lieutenant Governor JAMES L. McCORMICK ROBERT E. CAULEY
<input type="checkbox"/>	Secretary of State ROBERT E. MILES
<input type="checkbox"/>	Attorney General EUGENE J. MAY
<input type="checkbox"/>	United States Senator
<input type="checkbox"/>	Representative in Congress MILTON E. DESCHAINE
<input type="checkbox"/>	State Senator
<input type="checkbox"/>	Representative in State Legislature
<input type="checkbox"/>	Member of the State Board of Education
<input type="checkbox"/>	Member of the State Board of Education
<input type="checkbox"/>	Board of Regents, University of Michigan GEORGE KINDRED
<input type="checkbox"/>	Board of Regents, University of Michigan TOM STAFFIN
<input type="checkbox"/>	Trustee of Michigan State University LOUISE MAY
<input type="checkbox"/>	Trustee of Michigan State University CAROL SMITH
<input type="checkbox"/>	Board of Governors, Wayne State University MARY GANIARD
<input type="checkbox"/>	Board of Governors, Wayne State University PATRICK TIFER
<input type="checkbox"/>	Commissioner

<input type="checkbox"/>	Governor and Lieutenant Governor GEORGE BOUSE EVELYN KIRSCH
<input type="checkbox"/>	Secretary of State JOHN HAWKINS
<input type="checkbox"/>	Attorney General RONALD REOSTI
<input type="checkbox"/>	United States Senator PAUL A. LODICO
<input type="checkbox"/>	Representative in Congress
<input type="checkbox"/>	State Senator
<input type="checkbox"/>	Representative in State Legislature
<input type="checkbox"/>	Member of the State Board of Education
<input type="checkbox"/>	Member of the State Board of Education
<input type="checkbox"/>	Board of Regents, University of Michigan P. THOMAS VERNIER
<input type="checkbox"/>	Board of Regents, University of Michigan MARSHA WISCH
<input type="checkbox"/>	Trustee of Michigan State University
<input type="checkbox"/>	Trustee of Michigan State University
<input type="checkbox"/>	Board of Governors, Wayne State University NORMA JEAN LODICO
<input type="checkbox"/>	Board of Governors, Wayne State University JOHN A. PORTER
<input type="checkbox"/>	Commissioner

<input type="checkbox"/>	Governor and Lieutenant Governor JAMES C. HORVATH W. CLIFFORD BENTLEY
<input type="checkbox"/>	Secretary of State FRANK TROHA
<input type="checkbox"/>	Attorney General JOHN ZYWICKI
<input type="checkbox"/>	United States Senator JAMES SIM
<input type="checkbox"/>	Representative in Congress
<input type="checkbox"/>	State Senator
<input type="checkbox"/>	Representative in State Legislature
<input type="checkbox"/>	Member of the State Board of Education PETER GOONIS
<input type="checkbox"/>	Member of the State Board of Education DAVID LINDSAY
<input type="checkbox"/>	Board of Regents, University of Michigan VITO J. DeLISI
<input type="checkbox"/>	Board of Regents, University of Michigan WILLIAM WALBRIDGE
<input type="checkbox"/>	Trustee of Michigan State University MATHEW KOVACH
<input type="checkbox"/>	Trustee of Michigan State University KENNETH KELLY
<input type="checkbox"/>	Board of Governors, Wayne State University LOWELL E. MILLER
<input type="checkbox"/>	Board of Governors, Wayne State University TERRY LINDSAY
<input type="checkbox"/>	Commissioner

DIST. 70

CANVASS OF VOTES CAST

— AT THE —

GENERAL ELECTION

— HELD ON —

Tuesday, the 3rd day of November, A. D. 1970

AND CANVASSED BY THE BOARD OF COUNTY CANVASSERS

of MACOMB County, Michigan

THE "KAZOO" CANVASS BOOK AND LOOSE LEAF
ELECTION RECORD, COMBINED

By the use of this Canvass Book much time and labor is saved. It completely covers the canvass of the Election Returns by the Board of County Canvassers, and when signed by the members of said Board and County Clerk makes a perfect Election Record.

MANUFACTURED BY

DOUBLEDAY BROS. & CO.

ELECTION SUPPLY MANUFACTURERS
STATIONERS AND PRINTERS

1919 East Kilgore Road

KALAMAZOO, MICHIGAN

STATEMENT OF VOTES, GENERAL ELECTION, TUESDAY, NOVEMBER 3RD, 1970

02 GOVERNOR and LIEUTENANT GOVERNOR

NAMES OF TOWNSHIPS AND ELECTION DISTRICTS		Sander Levin Edward H. McNamara	William G. Milliken James H. Brickley	James L. McCormick Robert E. Cauley	George Bouse Evelyn Kirsch	James C. Horvath W. Clifford Bentley	TOTALS
MACOMB SECTION 1 507420702712							
DISTRICT NO. 70 CITY OF WARREN							
1	642	377	221	021	000	000	619
2	592	365	192	011	000	000	568
3	553	349	159	013	003	000	524
4	676	440	195	007	000	001	643
5	515	355	120	010	001	001	487
6	642	457	128	005	001	001	592
7	596	379	175	018	000	001	573
8	551	357	175	001	001	000	534
9	392	278	106	004	000	000	388
10	549	363	159	010	002	000	534
11	455	295	132	005	001	000	433
12	537	339	164	009	000	001	513
13	467	307	138	005	000	000	450
14	436	297	131	000	000	000	428
15	500	313	168	005	000	000	486
16	777	458	296	008	000	002	764
17	683	442	214	008	001	001	666
18	657	360	257	013	000	001	631
19	483	315	143	003	000	001	462
20	592	402	157	007	000	001	567
21	485	327	141	003	000	000	471
27	540	286	235	004	000	000	525
28	626	303	305	005	000	001	614
29	542	319	184	005	000	000	508
30	383	269	105	001	000	001	376
31	679	396	258	008	001	000	663
32	648	348	271	010	000	000	629
38	342	201	134	000	000	000	335
39	737	395	301	015	000	000	711
40	760	360	356	016	000	004	736
41	858	467	348	010	000	001	826
42	895	541	325	010	001	000	877
43	378	240	123	002	000	001	366
44	430	255	156	004	002	001	418
45	668	348	289	010	000	000	647
46	754	393	334	008	000	000	735
47	856	473	347	010	000	001	831
48	760	358	375	005	000	000	738
49	849	422	392	010	001	001	826
50	652	342	284	009	000	000	635
51	594	340	225	008	000	003	576
52	460	231	212	004	000	000	447
53	800	370	395	012	000	002	779
54	709	382	315	002	000	001	700
62	434	214	213	001	001	001	430
63	713	376	312	007	000	002	697
64	629	281	316	011	000	000	608
65	596	297	281	003	000	001	582
66	414	196	195	007	001	000	399
76	684	312	349	007	001	001	670
77	404	196	202	000	000	000	398
78	689	424	239	013	000	000	676
79	421	227	181	004	000	000	412
80	452	240	189	008	000	000	437
82	677	331	329	006	000	000	666
83	208	136	062	002	000	000	200
85	536	293	218	006	001	000	518
	313	193	105	000	000	000	298
C.B. (90)	308	149	152	004	000	000	305
(Totalled in Section 6) (92)	324	155	159	002	000	001	317
	34502	19634	13342	415	19	34	33444
WARREN 72	42747	1580	5822	117	06	10	12485
WARREN 73	5405	3243	2023	64	04	05	5339
TOTAL	52744	29407	21187	596	29	49	51268

STATEMENT OF VOTES, GENERAL ELECTION, TUESDAY, NOVEMBER 3RD, 1970

03 SECRETARY OF STATE						04 ATTORNEY GENERAL					TOTALS	NAMES OF TOWNSHIPS AND ELECTION DISTRICTS
Richard H. Austin	Emil Lockwood	Robert E. Miles	John Hawkins	Frank Troha	TOTALS	Frank J. Kelley	William S. Farr Jr.	Ronald Reosti	John Zywicki	ENGENE MAY		
												DISTRICT NO. 70
												CITY OF WARREN
354	189	008	000	001	552	436	102	003	003		544	1
354	157	005	000	000	516	438	062	001	001		502	2
323	131	006	003	000	463	396	061	003	003		463	3
428	144	004	001	001	578	516	058	001	004		579	4
310	121	011	004	001	447	380	066	000	001		447	5
409	155	002	003	000	569	486	089	002	002		579	6
377	155	011	000	001	544	445	087	000	002	02	536	7
373	132	003	000	001	509	433	064	001	001		499	8
249	096	010	001	000	356	296	050	000	001		347	9
355	137	010	001	000	503	416	081	001	003		501	10
286	101	008	001	001	397	322	062	000	002		386	11
313	147	008	001	001	470	380	078	001	002		461	12
289	123	007	001	001	421	334	073	000	001		408	13
263	121	001	000	000	385	337	049	000	000		386	14
308	126	008	000	000	442	362	069	001	001		433	15
476	227	008	000	002	713	583	120	000	004		707	16
421	191	006	000	001	619	502	119	000	003		624	17
372	165	009	002	002	550	461	083	001	003		548	18
327	099	004	001	002	433	382	055	000	001		438	19
384	130	007	001	001	523	431	079	001	002		513	20
286	130	004	002	002	424	346	065	002	002		415	21
284	184	002	000	000	470	395	082	000	001		478	27
340	225	006	000	000	571	425	139	000	002		566	28
306	148	004	001	000	459	381	073	002	003		459	29
259	079	002	000	001	341	289	050	001	003		343	30
405	211	007	000	000	623	486	124	000	003		613	31
382	183	010	001	001	577	476	103	002	001		582	32
217	105	001	000	002	325	266	058	001	002		327	38
417	209	016	002	003	647	524	120	001	004		649	39
423	257	013	001	004	698	519	154	000	006		679	40
505	272	005	002	001	785	605	173	001	008		787	41
568	252	015	001	000	836	698	133	002	000		833	42
234	090	005	002	001	332	277	055	000	001		333	43
284	113	004	002	001	404	323	072	002	001		398	44
387	200	007	001	000	595	487	110	000	000		597	45
455	228	007	001	003	694	555	137	000	002		694	46
487	284	014	000	000	785	630	152	000	000		782	47
438	248	006	000	000	692	533	159	001	000		693	48
474	272	007	001	002	756	576	167	001	008		752	49
351	218	010	001	000	580	454	113	000	001		568	50
358	171	007	000	002	538	425	106	000	004		535	51
251	157	006	000	001	415	325	089	002	004		420	52
442	291	007	000	000	740	533	211	001	004		749	53
421	229	004	000	000	654	517	141	001	001		660	54
247	160	001	002	001	411	324	093	001	001		419	62
410	225	004	002	001	642	501	132	000	003		636	63
341	226	010	000	000	577	402	162	001	001		566	64
356	186	005	000	001	548	422	124	003	001		550	65
246	114	004	000	000	364	295	064	000	000		359	66
382	242	005	000	000	629	469	160	001	002		632	76
255	113	001	000	000	369	292	082	001	002		377	77
463	178	010	000	000	651	543	103	000	003		649	78
248	138	003	000	000	389	304	080	000	000		384	79
250	154	007	000	000	411	321	084	000	003		408	80
363	256	002	000	000	621	476	145	001	000		622	82
133	040	002	001	000	176	147	026	000	000		173	83
330	158	006	002	001	497	413	080	001	002		496	85
198	084	001	000	000	283	235	051	000	000		286	C.B. 90
185	101	002	000	000	288	232	066	000	000		298	TOTAL DISTRICT NO. 70 91
198	108	004	000	000	310	227	077	001	000		305	(Totaled in Section 6) 92
20,550	10,086	372	45	44	31,097	24,984	5,822	46	119	02	30,973	
7462	4209	107	13	09	11800	9156	2596	15	38		11805	WARREN 72
3416	1519	67	08	09	5019	4104	871	07	12		4994	WARREN 73
31,428	15,814	546	66	62	47,916	38,244	9,289	068	169	02	47,712	TOTAL

STATEMENT OF VOTES, GENERAL ELECTION, TUESDAY, NOVEMBER 3RD, 1970

NAMES OF TOWNSHIPS AND ELECTION DISTRICTS	05 UNITED STATES SENATOR						06 REPRESENTATIVE IN CONGRESS 12 DIST.				
	Philip A. Hart	Lenore Romney	Paul A. Lodico	James Sim	EDWARD W. WATERS	ROBERT HUBER	TOTALS	JAMES G. O'HARA	PATRICK DRISCOLL	MILTON DESCHAMPE	TOTALS
MACOMB SECTION 1 507420702712											
DISTRICT NO. 70 CITY OF WARREN											
1	473	107	001	002			583	441	092	014	547
2	474	073	000	000			547	448	046	007	501
3	409	079	002	002			492	381	059	004	444
4	547	058	001	001			607	516	056	004	576
5	403	064	001	000			468	374	053	018	445
6	519	075	001	000			595	492	069	007	568
7	461	074	000	002	01		538	447	073	011	531
8	462	059	000	000			521	442	059	003	504
9	327	033	000	001			361	305	041	003	349
10	441	072	001	000			514	421	074	009	504
11	346	070	001	000			417	322	058	006	386
12	408	074	000	001			483	383	079	005	467
13	346	080	000	000			426	329	069	004	402
14	352	057	000	000			409	346	043	000	389
15	380	073	000	000			453	368	060	006	434
16	608	121	000	004			733	587	113	007	707
17	531	108	000	002			641	501	118	002	621
18	485	096	002	002			585	457	068	005	530
19	351	045	000	002			398	336	038	000	374
20	455	080	003	004			542	446	071	008	525
21	372	063	001	000			436	359	056	002	417
27	412	080	000	000			492	381	080	004	465
28	438	143	000	000			581	421	128	000	549
29	409	081	000	002			492	386	072	003	461
30	311	046	002	001			360	292	044	002	338
31	518	116	000	001			635	496	119	003	618
32	512	091	000	001			604	463	103	007	573
38	274	052	000	000			326	260	061	001	322
39	555	119	001	002			677	509	116	012	637
40	567	137	002	004			710	531	144	015	690
41	646	156	000	001			803	602	168	001	771
42	702	135	002	000			839	687	135	010	832
43	312	042	001	001			356	284	040	004	328
44	335	066	003	001			405	320	067	006	393
45	503	106	003	000			612	475	118	012	605
46	579	130	002	001			712	552	137	005	694
47	674	136	001	000			811	609	152	008	769
48	550	167	001	000			718	511	155	003	669
49	641	144	004	001			790	588	162	003	753
50	496	105	001	000	01		603	468	105	009	582
51	451	100	001	001	01		554	432	102	003	537
52	340	089	000	003			432	318	086	002	406
53	559	195	000	001			755	521	210	004	735
54	536	132	001	000			669	501	145	002	648
62	315	102	001	002			420	305	102	002	409
63	540	116	003	000			659	487	128	005	620
64	454	133	003	001			591	425	147	009	581
65	431	134	002	002	01		570	418	122	006	546
66	310	071	000	000			381	286	071	008	365
76	485	160	001	000			646	467	147	002	616
77	296	084	000	000			380	289	076	000	365
78	569	088	003	000			660	539	101	009	649
79	311	082	001	000			394	287	086	004	377
80	325	084	002	000			411	311	086	008	405
82	506	136	000	000			642	466	140	004	610
83	159	032	000	001			192	154	022	000	176
85	407	089	001	000			497	398	081	007	486
C.B. 90	246	048	001	000			295	238	039	003	280
TOTAL DISTRICT NO. 70 91	242	062	000	000			304	226	063	003	292
(Totaled in Section 6) 92	233	076	000	000			309	232	073	006	311
	26799	5626	57	50	01	03	32036	24836	5528	320	30684
DISTRICT 72	9608	2415	15	17	04		12059	9019	2573	89	11681
73	4257	878	08	09	04		5152	4149	805	53	5007
TOTAL	40164	8919	80	76	08		49247	38004	8906	462	47372

STATEMENT OF VOTES, GENERAL ELECTION, TUESDAY, NOVEMBER 3RD, 1970

06 REPRESENT'VE IN CONGRESS DIST.

06 REPRESENT'VE IN CONGRESS DIST.

NAMES OF TOWNSHIPS AND ELECTION DISTRICTS

MACOMB SECTION 1 507420702712

DISTRICT NO. 70 CITY OF WARREN

- 1
- 2
- 3
- 4
- 5
- 6
- 7
- 8
- 9
- 10
- 11
- 12
- 13
- 14
- 15
- 16
- 17
- 18
- 19
- 20
- 21
- 27
- 28
- 29
- 30
- 31
- 32
- 38
- 39
- 40
- 41
- 42
- 43
- 44
- 45
- 46
- 47
- 48
- 49
- 50
- 51
- 52
- 53
- 54
- 62
- 63
- 64
- 65
- 66
- 76
- 77
- 78
- 79
- 80
- 82
- 83
- 85

TOTALS

TOTALS

C.B. TOTAL DISTRICT NO. 70 (Totaled in Section 6)

STATEMENT OF VOTES, GENERAL ELECTION, TUESDAY, NOVEMBER 3RD, 1970

NAMES OF TOWNSHIPS AND ELECTION DISTRICTS	07 STATE SENATOR 27 DIST.					07 STATE SENATOR _____ DIST.				
	JAMES D. GRAY	RONALD McDOWELL	LEONARD LAWSON	BILL KELLIG	GEORGE E. MONTGOMERY	TOTALS				TOTALS
DISTRICT NO. 70 CITY OF WARREN										
1	423	115				538				
2	441	072				513				
3	359	093				452				
4	473	086				559				
5	396	056				452				
6	486	085				571				
7	417	095				512				
8	415	066				481				
9	282	055				337				
10	415	078				493				
11	311	089				380				
12	365	093				458				
13	332	076				408				
14	329	058				387				
15	344	085				429				
16	523	177				700				
17	467	140				607				
18	409	132				541				
19	361	055				416				
20	435	085				520				
21	344	061				405				
27	352	105				457				
28	389	157				546				
29	381	087				468				
30	285	051				336				
31	469	139				608				
32	459	110				569				
38	241	078				319				
39	474	141				615				
40	488	179				667				
41	568	200				768				
42	636	172				808				
43	282	057				333				
44	297	086				383				
45	449	141				590				
46	517	160				677				
47	581	171				752				
48	458	198				656				
49	519	209				728				
50	425	134				559				
51	393	129				522				
52	284	107				391				
53	496	224				720				
54	468	175				643				
62	283	117				400				
63	442	158				600				
64	363	198				561				
65	382	156				538				
66	238	115				353				
76	414	197				611				
77	254	104				358				
78	514	119				633				
79	263	106				369				
80	278	108				386				
82	421	176				597				
83	148	027				175				
85	364	107				471				
C.B. 90	232	061	01	01		295				
TOTAL DISTRICT NO. 70	91	215				286				
(Totaled in Section 6)	92	199			01	304				
	33248	6960	01	01		30211				
WARREN 72	8207	3140				11347				
WARREN 73	3849	1033				4882				
TOTAL	35304	11133	02	01		46440				

STATEMENT OF VOTES, GENERAL ELECTION, TUESDAY, NOVEMBER 3RD, 1970

08 REPRESENTATIVE IN STATE LEGIS. 70 DIST.				08 REPRESENTATIVE IN STATE LEGIS. DIST.				NAMES OF TOWNSHIPS AND ELECTION DISTRICTS
JOHN T. KELSEY	JERVIS J. WATTLES	BRUCE HEADPOHL	TOTALS				TOTALS	
422	100		522					MACOMB SECTION 1 507420702712
439	053		492					DISTRICT NO. 70
397	060		457					CITY OF WARREN
558	044		602					1
394	052		446					2
479	076		555					3
427	081		508					4
424	057		481					5
276	050		326					6
407	079		486					7
326	060		386					8
381	079		460					9
335	067		402					10
310	061		371					11
356	064		420					12
566	122		688					13
474	119		593					14
436	080		516					15
372	048		420					16
423	081		504					17
339	066		405					18
376	081		457					19
418	135		553					20
377	072		449					21
283	048		331					27
471	119		590					28
463	092		555					29
250	068		318					30
466	135		601					31
474	157		631					32
563	185		748					38
633	178		811					39
269	051		320					40
301	072		373					41
462	121		583					42
514	139		653					43
563	159		722					44
456	190		646					45
549	168		717					46
436	104		540					47
373	150		523					48
266	135		401					49
454	252		706					50
446	175		621					51
263	121		384					52
442	148		590					53
385	177		562					54
406	125		531					62
277	067		344					63
426	178		604					64
257	093		350					65
498	121		619					66
269	090		359					76
290	090		380					77
412	171		583					78
141	029		170					79
383	087		470					80
209	040	001	250					82
169	052		221					83
084	033		117					85
733	6107	01	29423					(90) C.B.
								TOTAL DISTRICT NO. 70 (91)
								(Totalled in Section 6) (92)

STATEMENT OF VOTES, GENERAL ELECTION, TUESDAY, NOVEMBER 3RD, 1970

NAMES OF TOWNSHIPS AND ELECTION DISTRICTS	08 REPRESENT'VE IN STATE LEGIS. DIST.					08 REPRESENT'VE IN STATE LEGIS. DIST.				
					TOTALS					TOTALS
MACOMB SECTION 1 507420702712										
DISTRICT NO. 70 CITY OF WARREN										
1										
2										
3										
4										
5										
6										
7										
8										
9										
10										
11										
12										
13										
14										
15										
16										
17										
18										
19										
20										
21										
27										
28										
29										
30										
31										
32										
38										
39										
40										
41										
42										
43										
44										
45										
46										
47										
48										
49										
50										
51										
52										
53										
54										
62										
63										
64										
65										
66										
76										
77										
78										
79										
80										
82										
83										
85										
C.B. TOTAL DISTRICT NO. 70 (Totaled in Section 6)										

STATEMENT OF VOTES, GENERAL ELECTION, TUESDAY, NOVEMBER 3RD, 1970

09 MEMBERS OF THE STATE BOARD OF EDUCATION

							NAMES OF TOWNSHIPS AND ELECTION DISTRICTS	
Thomas J. Brennan	Annetta Miller	R. Robert Geake	David Robinson II	Peter Goonis	David Lindsay	TOTALS		
							MACOMB SECTION 1 507420702712	
							DISTRICT NO. 70 CITY OF WARREN	
384	361	113	115	001	002	976	1	
393	355	077	083	000	000	908	2	
334	315	077	082	000	003	811	3	
471	433	055	065	000	005	1029	4	
355	322	061	069	000	001	808	5	
443	429	089	086	003	004	1054	6	
406	381	096	095	001	001	980	7	
402	369	065	071	000	000	907	8	
268	246	059	062	000	002	637	9	
383	368	093	088	000	001	933	10	
284	262	059	072	000	003	680	11	
338	316	087	087	001	001	830	12	
307	279	081	079	000	001	747	13	
190	255	054	060	000	000	559	14	
320	293	079	082	000	001	773	15	
515	466	154	152	002	002	1291	16	
459	424	131	136	001	001	1152	17	
404	359	091	093	001	002	950	18	
329	305	058	058	003	003	756	19	
410	376	078	085	003	000	952	20	
305	278	073	075	001	003	735	21	
352	291	102	106	000	000	851	27	
372	325	148	158	001	002	1006	28	
342	307	075	080	000	001	805	29	
275	259	050	050	001	004	639	30	
446	416	135	151	001	003	1152	31	
429	393	115	123	001	004	1065	32	
235	210	074	071	000	000	590	38	
456	427	135	137	001	002	1158	39	
473	405	175	181	004	007	1245	40	
540	487	211	217	001	001	1457	41	
619	580	178	174	001	002	1554	42	
251	238	062	062	000	001	614	43	
288	255	091	099	001	001	735	44	
413	383	159	151	000	001	1107	45	
492	419	175	174	003	003	1266	46	
560	498	189	186	000	002	1435	47	
443	394	209	204	001	002	1253	48	
512	445	202	191	001	001	1352	49	
411	376	129	128	000	000	1044	50	
390	345	134	125	002	003	999	51	
279	232	104	118	000	001	734	52	
464	405	256	237	003	003	1368	53	
451	390	180	176	000	000	1197	54	
255	235	135	129	002	002	758	62	
439	381	161	163	000	000	1144	63	
353	323	195	189	000	000	1060	64	
361	327	150	149	003	002	992	65	
248	217	092	082	000	000	639	66	
384	344	202	213	000	000	1143	76	
249	208	102	083	000	000	642	77	
488	447	133	135	001	001	1205	78	
253	235	108	106	000	000	702	79	
276	239	103	110	000	000	728	80	
392	345	191	182	000	000	1110	82	
142	139	023	027	001	000	332	83	
364	319	105	097	000	001	886	85	
197	175	064	065	000	000	501	90 C.B.	
192	159	079	080	000	000	511	TOTAL DISTRICT NO: 70 91	
201	165	089	100	000	000	533	(Totaled in Section 6) 92	
21987	19930	6950	7004	47	86	56004		
7998	6971	3292	3296	15	26	21598	WARREN 72	
3699	3387	1067	1070	10	16	9249	WARREN 73	
33684	30288	11309	11370	72	128	86851	TOTAL	

STATEMENT OF VOTES, GENERAL ELECTION, TUESDAY, NOVEMBER 3RD, 1970

		10 REGENTS OF THE UNIVERSITY OF MICHIGAN										
NAMES OF TOWNSHIPS AND ELECTION DISTRICTS		Paul Brown	James L. Waters	Paul G. Goebel Jr.	Jack H. Shuler	George Kindred	Tom Staffin	P. Thomas Vernier	Marcia Wisch	Vito J. Delisi	William Walbridge	TOTALS
MACOMB SECTION 1 507420702712												
DISTRICT NO. 70 CITY OF WARREN												
1		347	338	125	113	012	011	001	001	001	000	949
2		351	346	094	083	006	005	000	002	000	000	887
3		323	315	083	072	006	006	003	004	000	005	817
4		436	435	067	059	003	004	002	000	000	001	1007
5		324	322	069	071	010	010	002	000	000	005	813
6		423	423	089	077	002	003	003	003	003	004	1030
7		378	376	099	098	015	013	002	002	001	001	985
8		361	365	080	072	002	000	001	001	001	000	883
9		251	245	065	067	004	005	000	001	000	000	638
10		360	366	098	086	011	010	001	001	001	000	934
11		255	258	072	064	010	009	005	002	001	002	678
12		317	313	088	086	006	004	000	001	001	001	817
13		273	270	093	085	003	004	001	000	003	000	732
14		263	255	064	063	001	001	000	001	000	000	648
15		299	289	077	079	005	008	005	002	000	000	763
16		472	459	163	168	008	006	000	001	003	002	1282
17		422	415	148	146	004	006	002	001	001	002	1147
18		354	342	102	100	004	004	002	000	001	002	911
19		299	301	082	052	001	000	000	001	002	001	739
20		380	373	091	081	006	005	001	000	002	004	943
21		280	282	087	065	004	004	001	000	000	002	725
27		300	298	111	112	005	005	000	000	000	000	831
28		328	328	161	160	001	001	000	000	002	001	982
29		295	298	089	079	004	002	001	000	002	001	771
30		264	261	048	050	002	001	001	001	001	002	631
31		414	398	142	149	007	006	000	000	002	001	1119
32		390	395	132	128	009	009	000	001	000	001	1065
38		209	196	087	086	004	002	000	000	000	000	584
39		410	399	150	145	013	012	001	005	000	000	1135
40		405	405	188	184	017	017	001	001	005	006	1229
41		501	480	213	213	002	002	004	003	002	001	1421
42		576	569	187	167	010	010	002	001	000	000	1522
43		237	233	071	056	003	002	000	001	000	002	605
44		259	251	092	093	006	004	003	003	002	002	715
45		387	366	155	152	010	010	001	002	000	000	1083
46		439	418	197	167	006	005	001	000	002	002	1237
47		504	490	191	194	012	013	000	000	000	000	1404
48		383	366	233	220	004	006	000	002	001	003	1218
49		464	425	204	215	002	004	001	001	001	001	1318
50		363	363	136	130	009	008	001	000	001	000	1011
51		356	349	139	135	003	005	002	001	002	002	994
52		238	242	123	119	002	003	000	000	000	000	727
53		413	399	271	253	007	004	001	002	001	001	1352
54		406	386	195	188	002	003	001	001	002	001	1185
62		237	230	132	133	004	003	000	000	002	002	743
63		391	382	173	176	004	004	000	000	000	001	1131
64		321	322	194	196	007	009	001	001	000	001	1052
65		328	322	153	149	004	003	002	001	003	002	967
66		205	199	094	091	003	004	001	001	000	000	598
76		354	328	215	212	003	003	002	001	000	001	1119
77		217	209	109	115	001	001	000	000	000	000	652
78		449	450	137	132	015	013	001	002	000	000	1199
79		230	220	118	109	004	003	000	000	000	000	684
80		242	235	113	110	006	006	000	001	001	001	716
82		347	336	206	196	000	001	000	001	000	001	1088
83		127	135	031	027	000	001	005	000	000	001	327
85		317	302	122	115	006	004	003	001	003	000	873
C.B. 90		170	173	076	066	001	002	000	000	000	000	488
TOTAL DISTRICT NO. 70 91		147	147	095	095	005	004	002	000	000	000	495
(Totaled in Section 6) 92		170	154	101	094	005	005	001	001	000	000	531
		19961	19546	7520	7198	331	318	71	59	56	69	55129
WARREN 72		7080	6857	3522	3435	100	87	18	18	18	19	21154
WARREN 73		3394	3321	1088	1126	63	58	12	11	07	06	9086
TOTAL		30435	29724	12130	11759	494	463	101	88	81	94	85269

STATEMENT OF VOTES, GENERAL ELECTION, TUESDAY, NOVEMBER 3RD, 1970

11 MEMBERS OF THE BOARD OF TRUSTEES OF MICHIGAN STATE UNIVERSITY

11 MEMBERS OF THE BOARD OF TRUSTEES OF MICHIGAN STATE UNIVERSITY										NAMES OF TOWNSHIPS AND ELECTION DISTRICTS		
Patricia M. Carrigan	Don Stevens	David D. Diehl	Richard D. Ernst	Louise May	Carol Smith	Kenneth Kelly	Matthew Kovach			TOTALS		
											MACOMB SECTION 1 507420702712	
											DISTRICT NO. 70 CITY OF WARREN	
344	345	117	115	011	012	003	000			947	1	
339	341	087	085	006	008	002	000			868	2	
311	321	080	077	005	004	004	001			803	3	
419	442	064	061	003	005	008	003			1005	4	
315	324	065	070	008	011	001	000			794	5	
419	430	089	089	002	003	004	003			1039	6	
385	382	092	089	012	016	003	003			982	7	
369	369	073	071	003	000	000	001			886	8	
240	239	070	065	002	006	002	001			625	9	
351	366	098	093	008	012	001	000			929	10	
245	258	072	064	010	011	003	003			666	11	
303	305	092	097	006	007	002	001			813	12	
266	278	084	089	002	004	002	001			726	13	
260	259	063	064	002	002	002	000			652	14	
288	297	075	082	006	008	001	000			757	15	
461	459	166	160	009	010	005	005			1275	16	
422	431	138	140	005	007	002	001			1146	17	
342	343	102	099	005	005	003	003			902	18	
301	298	069	067	000	002	003	001			741	19	
367	377	090	085	006	007	003	001			936	20	
274	280	076	074	005	005	004	002			720	21	
295	292	115	113	004	004	000	000			823	27	
315	317	169	166	003	001	001	001			973	28	
289	302	081	079	002	005	005	003			766	29	
251	258	059	049	001	002	004	002			626	30	
403	406	152	147	005	006	001	002			1122	31	
391	382	136	128	008	008	002	002			1057	32	
206	208	082	083	001	001	000	000			581	38	
407	407	144	136	012	015	000	000			1121	39	
411	406	186	182	017	020	007	006			1235	40	
487	488	218	222	002	001	002	003			1423	41	
571	565	184	175	011	009	003	001			1519	42	
233	236	066	064	002	001	000	001			603	43	
253	247	098	099	003	006	001	001			708	44	
381	381	152	149	009	010	002	001			1085	45	
426	431	186	180	007	005	003	004			1242	46	
497	496	197	195	014	014	002	000			1415	47	
384	381	219	220	006	008	002	001			1221	48	
448	446	208	195	002	003	004	002			1308	49	
355	357	128	133	008	010	001	000			992	50	
360	342	144	135	003	004	003	001			992	51	
244	230	119	126	002	003	001	000			725	52	
408	392	262	270	006	005	002	002			1347	53	
398	388	192	195	003	004	002	001			1183	54	
231	236	128	132	003	003	002	002			737	62	
393	379	178	166	005	007	002	000			1130	63	
306	313	201	201	007	008	004	000			1040	64	
324	311	161	159	004	004	002	003			968	65	
203	185	102	097	004	004	000	000			595	66	
725	341	219	215	003	003	001	000			1107	76	
208	216	111	114	001	000	000	000			650	77	
450	442	138	132	012	013	001	000			1188	78	
226	227	111	107	003	002	000	000			676	79	
244	230	112	116	006	005	002	001			716	80	
349	336	195	205	001	001	002	000			1089	82	
128	132	030	025	000	001	000	001			317	83	
304	315	122	114	004	007	002	002			870	85	
174	175	066	071	003	003	000	000			492		
144	153	094	096	005	006	000	000			498		
154	155	103	108	006	004	001	000			531		
											C.B. TOTAL DISTRICT NO. 70 (91) (Totaled in Section 6) 92	
19597	19648	7430	7335	314	361	125	73			54883		
6949	6877	3542	3450	94	101	24	21			21058		WARREN 72
3310	3329	1130	1125	63	62	20	12			9051		WARREN 73
29856	29854	12102	11910	471	524	169	106			84992		TOTAL

STATEMENT OF VOTES, GENERAL ELECTION, TUESDAY, NOVEMBER 3RD, 1970

		12 MEMBERS OF THE BOARD OF GOVERNORS OF WAYNE STATE UNIVERSITY										
NAMES OF TOWNSHIPS AND ELECTION DISTRICTS		Leon H. Atchison	Max J. Pincus	Raymond E. Hayes	Earl Kennedy	Mary Ganiard	Patrick Tifer	Norma Jean Lodico	John A. Porter	Terry Lindsay	Lowell E. Miller	TOTALS
MACOMB SECTION 1 507420702712												
DISTRICT NO. 70 CITY OF WARREN												
1		340	336	123	115	010	010	000	002	002	002	940
2		344	340	085	079	009	008	000	000	000	001	866
3		309	312	087	080	004	003	003	004	000	002	804
4		434	416	068	076	003	003	000	000	002	004	1006
5		313	311	073	068	009	010	001	004	000	003	792
6		416	424	088	092	003	006	002	002	002	002	1037
7		379	373	095	100	015	014	002	001	001	002	982
8		361	357	075	077	001	002	002	001	001	001	878
9		233	231	072	067	004	006	001	002	001	001	618
10		356	360	095	093	010	012	002	001	000	000	929
11		248	243	071	073	012	009	006	003	001	002	668
12		312	297	085	098	006	005	000	001	001	002	807
13		268	268	087	090	002	005	000	002	000	000	722
14		260	246	064	067	002	002	002	000	000	001	644
15		295	290	082	081	006	007	002	001	001	003	768
16		458	457	172	161	010	011	000	000	004	005	1278
17		426	409	150	141	006	005	002	000	004	003	1146
18		343	335	101	109	006	005	003	000	002	003	907
19		300	304	068	056	000	002	001	001	002	007	741
20		366	363	100	089	006	008	000	000	001	005	938
21		268	271	080	079	003	006	000	006	004	004	716
27		291	290	133	111	005	005	000	000	000	000	825
28		319	310	175	167	002	002	001	000	001	002	979
29		290	291	087	091	003	002	003	001	003	005	776
30		253	257	052	057	001	001	002	001	002	001	627
31		405	399	148	148	006	004	000	000	001	001	1112
32		383	383	136	129	008	013	000	000	001	000	1053
38		208	209	084	075	002	003	000	000	001	000	582
39		408	400	150	147	015	014	004	005	002	000	1145
40		401	395	191	180	018	019	000	001	006	006	1217
41		487	474	216	223	002	003	000	002	003	002	1412
42		570	560	185	181	010	012	001	001	000	002	1522
43		238	220	074	070	001	006	001	000	002	001	613
44		248	234	098	109	006	006	004	003	001	001	710
45		365	375	163	148	009	010	000	001	000	002	1073
46		426	422	185	176	006	008	000	001	004	003	1231
47		489	488	196	194	014	015	000	001	000	000	1397
48		373	385	225	215	006	008	000	001	001	001	1215
49		440	437	203	194	004	004	002	001	001	003	1289
50		368	365	139	121	010	009	000	000	000	000	1012
51		351	345	147	137	003	003	000	001	001	002	990
52		230	230	130	122	003	002	001	001	000	000	719
53		398	405	268	254	006	010	000	000	001	003	1345
54		391	390	201	184	003	003	001	002	000	001	1176
62		228	231	130	129	003	003	000	000	002	001	727
63		389	382	161	181	010	004	000	001	001	003	1132
64		302	303	197	200	006	009	000	000	002	003	1022
65		313	307	170	161	003	003	003	001	002	002	965
66		195	190	093	094	003	004	001	000	000	001	581
76		333	334	217	207	005	005	001	001	001	001	1105
77		205	205	118	114	001	001	000	001	000	000	645
78		438	447	131	135	014	013	001	001	000	000	1180
79		221	219	119	109	005	004	000	000	000	000	677
80		233	226	118	119	007	006	001	000	001	001	712
82		335	337	208	201	003	001	000	001	001	000	1087
83		130	126	028	030	001	002	000	001	001	000	319
85		306	305	126	113	006	005	000	000	001	002	864
C.B. (90)		169	169	073	068	004	004	001	000	000	000	488
TOTAL DISTRICT NO. 70 (91)		161	159	080	079	004	004	000	000	001	001	489
(Totaled in Section 6) (92)		153	159	105	094	005	005	001	001	001	000	524
		19472	19306	7571	7358	350	374	058	057	074	104	54724
WARREN 72		6880	6905	2536	3388	106	108	19	18	19	26	21005
WARREN 73		3335	3282	1138	1111	58	72	10	12	14	11	9043
TOTAL		29687	29493	12245	11857	514	554	87	87	107	141	84772

STATEMENT OF VOTES, GENERAL ELECTION, TUESDAY, NOVEMBER 3RD, 1970

COUNTY COMMISSIONER 1 DISTRICT				COUNTY COMMISSIONER 2 DISTRICT				NAMES OF TOWNSHIPS AND ELECTION DISTRICTS
ROBERT A. VERKUILEN	MARTIN BOELKINS	TOTALS	STEPHEN OKROS	ROGER J. HEATH	BARBARA ROSE DZIUBIK	TOTALS		
394	111	505					MACOMB SECTION 1 507420702712	
405	065	470	326	082	006	414	DISTRICT NO. 70 CITY OF WARREN	
							1	
							2	
							3	
							4	
							5	
							6	
							7	
							8	
							9	
							10	
							11	
							12	
294	058	352	290	081	005	376	13	
337	068	405					14	
533	134	667					15	
439	130	569					16	
423	080	503					17	
			332	058	002	392	18	
							19	
							20	
							21	
356	084	440					27	
389	144	533					28	
356	072	428					29	
276	050	326					30	
451	125	576					31	
			406	126	008	540	32	
			218	078	003	299	38	
			420	139	023	582	39	
451	163	614					40	
							41	
							42	
			243	067	002	312	43	
							44	
							45	
							46	
							47	
							48	
							49	
							50	
							51	
							52	
							53	
							54	
							62	
							63	
							64	
							65	
							66	
							76	
							77	
							78	
							79	
							80	
143	026	169					82	
							83	
							85	
090	032	122	025	007	000	032	90 C.B.	
007	001	008	030	009	000	039	TOTAL DISTRICT NO. 70 91	
002	001	003	007	000	000	004	(Totalled in Section 6) 92	
5346	1344	6690	2294	647	49	2990		
			949	271	17	1237	WARREN 73	

STATEMENT OF VOTES, GENERAL ELECTION, TUESDAY, NOVEMBER 3RD, 1970

NAMES OF TOWNSHIPS AND ELECTION DISTRICTS	COUNTY COMMISSIONER 3 DISTRICT				COUNTY COMMISSIONER 4 DISTRICT			
	ORBA A. UNDERWOOD	MAX B. HARRIS, JR.	ALEXANDER V. PREDKI	TOTALS	RONALD L. BONKOWSKI	STEVE DAVE	ANTHONY DOBRY	TOTALS
MACOMB SECTION 1 507420702712								
DISTRICT NO. 70 CITY OF WARREN								
1								
2								
3								
4	492	083	003	578				
5	362	075	010	447				
6	419	143	001	563				
7	399	101	013	513				
8	381	090	000	471				
9	265	068	003	336				
10	370	116	009	495				
11	285	076	007	368				
12	348	112	006	466				
13								
14								
15								
16								
17								
18								
19								
20	409	096	004	509				
21	338	078	002	418				
27								
28								
29								
30								
31								
32								
38								
39								
40								
41								
42								
43								
44								
45								
46					494			494
47					564			564
48					473	01		474
49								
50								
51								
52								
53								
54								
62								
63								
64								
65								
66								
76								
77								
78								
79					267			267
80					289			289
82								
83								
85								
C.B.	90	069	028	000	097	016		016
TOTAL DISTRICT NO. 70	91	000	000	000	000	071	01	072
(Totaled in Section 6)	92	000	001	000	001	037		037
	4137	1067	58	5262	2211	01	01	2213
WARREN 72					1441			1441
WARREN 73	165	69	6	240	2644			2644
TOTAL	4302	1136	64	5502	6296	01	01	6298

STATEMENT OF VOTES, GENERAL ELECTION, TUESDAY, NOVEMBER 3RD, 1970

COUNTY COMMISSIONER 5 DISTRICT				COUNTY COMMISSIONER 6 DISTRICT				NAMES OF TOWNSHIPS AND ELECTION DISTRICTS
DENNIS M. DUTKO	FRANCIS J. BICSAK		TOTALS	MICHAEL J. WALSH	GARY CHAFFEE		TOTALS	
								MACOMB SECTION 1 507420702712
								DISTRICT NO. 70 CITY OF WARREN
								1
								2
								3
								4
								5
								6
								7
								8
								9
								10
								11
								12
								13
								14
								15
								16
								17
								18
								19
								20
								21
								27
								28
								29
								30
								31
								32
								38
								39
								40
					548 199		747	41
					607 166		773	42
								43
	281 086		367					44
	417 154		571					45
								46
								47
								48
	512 213		725					49
	451 117		568					50
								51
					377 141		518	51
					277 111		388	52
					460 237		697	53
					451 164		615	54
					266 122		388	62
					426 162		588	63
					388 165		553	64
					388 144		532	65
					268 072		340	66
					383 197		580	76
					746 102		348	77
					484 133		617	78
								79
								80
					391 187		578	82
								83
								85
	363 109		472					90
	000 000		000	000 000		000	90	
	055 023		078	045 020		065	91 C.B.	
	060 026		086	052 031		083	TOTAL DISTRICT NO. 70	92
							(Totalled in Section 6)	
	2139	728	2867	6057	7353	8410		
	2607	1110	3717				WARREN 72	
	4746	1838	6584				TOTAL	

STATEMENT OF VOTES, GENERAL ELECTION, TUESDAY, NOVEMBER 3RD, 1970

NAMES OF TOWNSHIPS AND ELECTION DISTRICTS	COUNTY COMMISSIONER _____ DISTRICT					COUNTY COMMISSIONER _____ DISTRICT				
					TOTALS					TOTALS
MACOMB SECTION 1 507420702712										
DISTRICT NO. 70 CITY OF WARREN										
1										
2										
3										
4										
5										
6										
7										
8										
9										
10										
11										
12										
13										
14										
15										
16										
17										
18										
19										
20										
21										
27										
28										
29										
30										
31										
32										
38										
39										
40										
41										
42										
43										
44										
45										
46										
47										
48										
49										
50										
51										
52										
53										
54										
62										
63										
64										
65										
66										
76										
77										
78										
79										
80										
82										
83										
85										
C.B. TOTAL DISTRICT NO. 70 (Totalled in Section 6)										

STATEMENT OF VOTES, GENERAL ELECTION, TUESDAY, NOVEMBER 3RD, 1970

COUNTY COMMISSIONER					DISTRICT	COUNTY COMMISSIONER					DISTRICT	NAMES OF TOWNSHIPS AND ELECTION DISTRICTS
					TOTALS						TOTALS	
											MACOMB SECTION 1 507420702712	
											DISTRICT NO. 70 CITY OF WARREN	
											1	
											2	
											3	
											4	
											5	
											6	
											7	
											8	
											9	
											10	
											11	
											12	
											13	
											14	
											15	
											16	
											17	
											18	
											19	
											20	
											21	
											27	
											28	
											29	
											30	
											31	
											32	
											38	
											39	
											40	
											41	
											42	
											43	
											44	
											45	
											46	
											47	
											48	
											49	
											50	
											51	
											52	
											53	
											54	
											62	
											63	
											64	
											65	
											66	
											76	
											77	
											78	
											79	
											80	
											82	
											83	
											85	
											C.B.	
											TOTAL DISTRICT NO. 70 (Totalled in Section 6)	

STATEMENT OF VOTES, GENERAL ELECTION, TUESDAY, NOVEMBER 3RD, 1970

NAMES OF TOWNSHIPS AND ELECTION DISTRICTS	COUNTY COMMISSIONER _____ DISTRICT					COUNTY COMMISSIONER _____ DISTRICT					TOTALS
MACOMB SECTION 1 507420702712											
DISTRICT NO. 70 CITY OF WARREN											
1											
2											
3											
4											
5											
6											
7											
8											
9											
10											
11											
12											
13											
14											
15											
16											
17											
18											
19											
20											
21											
27											
28											
29											
30											
31											
32											
38											
39											
40											
41											
42											
43											
44											
45											
46											
47											
48											
49											
50											
51											
52											
53											
54											
62											
63											
64											
65											
66											
76											
77											
78											
79											
80											
82											
83											
85											
C.B.											
TOTAL DISTRICT NO. 70 (Totaled in Section 6)											

STATEMENT OF VOTES, GENERAL ELECTION, TUESDAY, NOVEMBER 3RD, 1970

COUNTY COMMISSIONER					DISTRICT	COUNTY COMMISSIONER					DISTRICT	NAMES OF TOWNSHIPS AND ELECTION DISTRICTS		
					TOTALS						TOTALS			
													MACOMB SECTION 1 507420702712	
													DISTRICT NO. 70 CITY OF WARREN	
													1	
													2	
													3	
													4	
													5	
													6	
													7	
													8	
													9	
													10	
													11	
													12	
													13	
													14	
													15	
													16	
													17	
													18	
													19	
													20	
													21	
													27	
													28	
													29	
													30	
													31	
													32	
													38	
													39	
													40	
													41	
													42	
													43	
													44	
													45	
													46	
													47	
													48	
													49	
													50	
													51	
													52	
													53	
													54	
													62	
													63	
													64	
													65	
													66	
													76	
													77	
													78	
													79	
													80	
													82	
													83	
													85	
														C.B.
														TOTAL DISTRICT NO. 70 (Totalled in Section 6)

STATEMENT OF VOTES, GENERAL ELECTION, TUESDAY, NOVEMBER 3RD, 1970

NAMES OF TOWNSHIPS AND ELECTION DISTRICTS	COUNTY COMMISSIONER _____ DISTRICT					COUNTY COMMISSIONER _____ DISTRICT					TOTALS
					TOTALS					TOTALS	
MACOMB SECTION 1 507420702712											
DISTRICT NO. 70 CITY OF WARREN											
1											
2											
3											
4											
5											
6											
7											
8											
9											
10											
11											
12											
13											
14											
15											
16											
17											
18											
19											
20											
21											
27											
28											
29											
30											
31											
32											
38											
39											
40											
41											
42											
43											
44											
45											
46											
47											
48											
49											
50											
51											
52											
53											
54											
62											
63											
64											
65											
66											
76											
77											
78											
79											
80											
82											
83											
85											
C.B.											
TOTAL DISTRICT NO. 70 (Totaled in Section 6)											

STATEMENT OF VOTES, GENERAL ELECTION, TUESDAY, NOVEMBER 3RD, 1970

COUNTY COMMISSIONER _____ DISTRICT						COUNTY COMMISSIONER _____ DISTRICT						NAMES OF TOWNSHIPS AND ELECTION DISTRICTS
				TOTALS						TOTALS		
												MACOMB SECTION 1 507420702712
												DISTRICT NO. 70 CITY OF WARREN
												1
												2
												3
												4
												5
												6
												7
												8
												9
												10
												11
												12
												13
												14
												15
												16
												17
												18
												19
												20
												21
												27
												28
												29
												30
												31
												32
												38
												39
												40
												41
												42
												43
												44
												45
												46
												47
												48
												49
												50
												51
												52
												53
												54
												62
												63
												64
												65
												66
												76
												77
												78
												79
												80
												82
												83
												85
												C.B.
												TOTAL DISTRICT NO. 70 (Totalled in Section 6)

STATEMENT OF VOTES, GENERAL ELECTION, TUESDAY, NOVEMBER 3RD, 1970

COUNTY COMMISSIONER					DISTRICT	COUNTY COMMISSIONER					DISTRICT	NAMES OF TOWNSHIPS AND ELECTION DISTRICTS
					TOTALS						TOTALS	
											MACOMB SECTION 1 507420702712	
											DISTRICT NO. 70 CITY OF WARREN	
											1	
											2	
											3	
											4	
											5	
											6	
											7	
											8	
											9	
											10	
											11	
											12	
											13	
											14	
											15	
											16	
											17	
											18	
											19	
											20	
											21	
											27	
											28	
											29	
											30	
											31	
											32	
											38	
											39	
											40	
											41	
											42	
											43	
											44	
											45	
											46	
											47	
											48	
											49	
											50	
											51	
											52	
											53	
											54	
											62	
											63	
											64	
											65	
											66	
											76	
											77	
											78	
											79	
											80	
											82	
											83	
											85	
											C.B.	
											TOTAL DISTRICT NO. 70 (Totalled in Section 6)	

STATEMENT OF VOTES, GENERAL ELECTION, TUESDAY, NOVEMBER 3RD, 1970

NAMES OF TOWNSHIPS AND ELECTION DISTRICTS	COUNTY COMMISSIONER _____ DISTRICT					COUNTY COMMISSIONER _____ DISTRICT					TOTALS
MACOMB SECTION 1 507420702712											
DISTRICT NO. 70 CITY OF WARREN											
1											
2											
3											
4											
5											
6											
7											
8											
9											
10											
11											
12											
13											
14											
15											
16											
17											
18											
19											
20											
21											
27											
28											
29											
30											
31											
32											
38											
39											
40											
41											
42											
43											
44											
45											
46											
47											
48											
49											
50											
51											
52											
53											
54											
62											
63											
64											
65											
66											
76											
77											
78											
79											
80											
82											
83											
85											
C.B. TOTAL DISTRICT NO. 70 (Totaled in Section 6)											

STATEMENT OF VOTES, GENERAL ELECTION, TUESDAY, NOVEMBER 3RD, 1970

13 JUSTICES OF THE SUPREME COURT										TOTALS	NAMES OF TOWNSHIPS AND ELECTION DISTRICTS
John B. Swainson	G. Mennen Williams	John R. Deftmiers	Edward S. Piggins								
											MACOMB SECTION 1 507420702712
											DISTRICT NO. 70 CITY OF WARREN
353	303	110	199							965	1
310	247	078	154							789	2
291	239	079	112							721	3
361	303	070	149							883	4
243	230	077	113							663	5
351	290	099	170							910	6
315	258	121	182							876	7
272	240	057	147							716	8
197	180	062	086							525	9
281	250	071	131							733	10
195	149	056	098							498	11
258	223	075	149							705	12
241	225	063	111							640	13
224	176	068	107							575	14
246	202	089	141							678	15
476	326	174	279							255	16
348	309	125	177							959	17
337	267	097	166							867	18
242	192	064	117							615	19
267	235	081	123							706	20
256	216	066	114							652	21
275	203	096	172							746	27
298	219	149	230							896	28
295	241	071	139							746	29
216	198	053	082							549	30
360	260	139	222							981	31
384	284	101	209							978	32
173	138	073	119							503	38
340	283	100	172							895	39
383	243	170	287							1083	40
463	357	178	293							1291	41
503	385	189	296							1373	42
166	139	063	085							453	43
223	183	087	143							636	44
353	263	161	245							1022	45
418	302	171	313							1204	46
442	319	182	302							1245	47
428	297	204	328							1257	48
401	295	173	312							1181	49
340	241	123	207							911	50
351	266	112	216							945	51
226	175	100	170							671	52
391	275	233	292							1191	53
386	281	165	245							1077	54
236	155	107	161							659	62
416	318	145	245							1124	63
350	236	189	285							1060	64
337	241	142	242							962	65
220	143	083	138							584	66
332	235	166	236							969	76
218	148	107	158							631	77
409	270	155	242							1076	78
220	157	093	143							613	79
229	164	095	164							652	80
339	209	183	270							1001	82
113	094	034	047							288	83
295	217	113	182							807	85
197	154	069	097							517	90 C.B.
204	149	084	125							562	TOTAL DISTRICT NO. 70: 91
202	126	107	147							582	(Totalled in Section 6)
18,196	13,923	6747	10,986							49,852	
6822	4790	3091	4998							19701	WARREN 72
2968	2319	969	1667							7923	WARREN 73
27986	21032	10807	17651							77476	TOTAL

STATEMENT OF VOTES, GENERAL ELECTION, TUESDAY, NOVEMBER 3RD, 1970

NAMES OF TOWNSHIPS AND ELECTION DISTRICTS	14 JUDGE OF THE COURT OF APPEALS					15 JUDGE OF THE CIRCUIT COURT				
	LOUIS D. MCGREGOR	TO FILL VACANCY	ROBERT J. DANHOFF	DONALD R. FREEMAN	TOTALS	EDWARD J. GALLAGHER				TOTALS
MACOMB SECTION 1 507420702712										
DISTRICT NO. 70 CITY OF WARREN										
1	281		155	173	328	315				315
2	235		125	150	275	279				279
3	206		112	138	250	257				257
4	239		119	162	281	311				311
5	190		088	144	232	240				240
6	290		138	205	343	307				307
7	264		149	174	323	305				305
8	224		134	125	259	246				246
9	164		073	124	197	177				177
10	242		126	149	275	270				270
11	136		075	101	176	184				184
12	197		098	144	242	281				281
13	168		089	141	230	245				245
14	169		095	104	199	211				211
15	220		126	123	249	263				263
16	416		265	214	479	476				476
17	277		163	175	338	311				311
18	243		132	147	279	310				310
19	178		110	108	218	246				246
20	206		104	151	255	275				275
21	190		089	135	224	231				231
27	212		114	132	246	272				272
28	280		176	152	328	329				329
29	224		117	148	265	283				283
30	171		100	108	208	185				185
31	312		197	181	378	365				365
32	326		195	165	360	370				370
38	174		106	079	185	178				178
39	268		142	163	305	308				308
40	370		242	187	429	382				382
41	432		278	223	501	457				457
42	470		251	263	514	491				491
43	150		072	072	144	177				177
44	217		126	125	251	246				246
45	363		224	171	395	378				378
46	393		249	214	463	415				415
47	431		263	227	490	424				424
48	417		269	202	471	440				440
49	360		236	195	431	387				387
50	285		191	136	327	313				313
51	319		194	174	368	350				350
52	231		135	141	276	245				245
53	421		248	203	451	400				400
54	357		220	194	414	393				393
62	237		146	112	258	242				242
63	355		209	185	394	378				378
64	393		229	197	426	416				416
65	332		191	173	364	374				374
66	200		120	096	216	236				236
76	330		187	181	368	371				371
77	202		132	113	245	242				242
78	406		228	227	455	403				403
79	213		131	108	239	222				222
80	244		146	125	271	239				239
82	326		234	145	379	336				336
83	087		037	067	104	095				095
85	265		141	147	288	301				301
C.B.	90	176	123	090	213	236				236
TOTAL DISTRICT NO. 70	91	203	159	074	233	248				248
(Totaled in Section 6)	92	224	159	085	244	255				255
	16,111		9,482	9,067	18,549	18,122				18,122
WARREN 72	6976		4468	3339	7807	7122				7122
WARREN 73	2632		1468	1549	3017	2847				2847
TOTAL	25719		15418	13955	29373	28091				28091

PROPOSALS

NAMES OF TOWNSHIPS AND ELECTION DISTRICTS

MACOMB SECTION 1 507420702712

YES NO TOTAL YES NO TOTAL YES NO TOTAL YES NO TOTAL

DISTRICT NO. 70 CITY OF WARREN

- 1 2 3 4 5 6 7 8 9 10 11 12 13 14 15 16 17 18 19 20 21 27 28 29 30 31 32 38 39 40 41 42 43 44 45 46 47 48 49 50 51 52 53 54 62 63 64 65 66 76 77 78 79 80 82 83 85

C.B. TOTAL DISTRICT NO. 70 (Totaled in Section 6)

DIST. 71

CANVASS OF VOTES CAST

— AT THE —

GENERAL ELECTION

— HELD ON —

Tuesday, the 3rd day of November, A. D. 1970

AND CANVASSED BY THE BOARD OF COUNTY CANVASSERS

of MACOMB County, Michigan

THE "KAZOO" CANVASS BOOK AND LOOSE LEAF
ELECTION RECORD, COMBINED

By the use of this Canvass Book much time and labor is saved. It completely covers the canvass of the Election Returns by the Board of County Canvassers, and when signed by the members of said Board and County Clerk makes a perfect Election Record.

MANUFACTURED BY

DOUBLEDAY BROS. & CO.

ELECTION SUPPLY MANUFACTURERS
STATIONERS AND PRINTERS

1919 East Kilgore Road

KALAMAZOO, MICHIGAN

ENCLAM
1970
1971
1972
1973
1974
1975
1976
1977
1978
1979
1980
1981
1982
1983
1984
1985
1986
1987
1988
1989
1990
1991
1992
1993
1994
1995
1996
1997
1998
1999
2000
2001
2002
2003
2004
2005
2006
2007
2008
2009
2010
2011
2012
2013
2014
2015
2016
2017
2018
2019
2020
2021
2022
2023
2024
2025
2026
2027
2028
2029
2030

STATEMENT OF VOTES, GENERAL ELECTION, TUESDAY, NOVEMBER 3RD, 1970

Table with columns for candidates: 03 SECRETARY OF STATE (Richard H. Austin, Emil Lockwood, Robert E. Miles, John Hawkins, Frank Troha) and 04 ATTORNEY GENERAL (Frank J. Kelley, William S. Farr Jr., Ronald Reosti, John Zywicki). Rows list election districts and vote counts. Includes totals at the bottom for each column and a grand total for District 71.

MACOMB SECTION 2 50 0712712

DISTRICT NO. 71
022 Armada
042 Bruce-1
083 Clinton-1
162 Macomb-1
182 Ray
222 Shelby-1
242 Washington-1
722 CITY OF UTICA-1
704 Sterling Heights-1
TOTAL DISTRICT NO. 71

TOTAL DISTRICT NO. 71 (Totalled in Section 6)

STATEMENT OF VOTES, GENERAL ELECTION, TUESDAY, NOVEMBER 3RD, 1970

06 REPRESENTIVE IN CONGRESS DIST.

06 REPRESENTIVE IN CONGRESS DIST.

NAMES OF TOWNSHIPS AND ELECTION DISTRICTS

MACOMB SECTION 2 50 0712712

DISTRICT NO. 71

022 Armada

042 Bruce-1

2

083 Clinton-1

2

4

6

7

8

9

10

11

12

14

15

16

17

18

19

21

22

C.B.

162 Macomb-1

2

182 Ray

222 Shelby-1

2

3

4

5

6

7

8

9

10

11

12

13

14

15

C.B.

242 Washington-1

2

3

C.B.

722 CITY OF UTICA-1

2

704 Sterling Heights-1

2

3

4

5

6

7

8

9

10

11

12

13

14

15

16

17

18

19

20

21

22

23

24

25

26

C.B.

TOTAL DISTRICT NO. 71

(Totaled in Section 6)

STATEMENT OF VOTES, GENERAL ELECTION, TUESDAY, NOVEMBER 3RD, 1970

08 REPRESENT'VE IN STATE LEGIS. 71 DIST.				08 REPRESENT'VE IN STATE LEGIS. _____ DIST.				NAMES OF TOWNSHIPS AND ELECTION DISTRICTS
THOMAS GUASTELLO	BRUCE LYONS		TOTALS			TOTALS		
423	390		813				MACOMB SECTION 2	
372	397		769				50 --- 0712712	
193	169		362				DISTRICT NO. 71	
327	207		536				022 Armada	
277	135		412				042 Bruce-1	
254	151		410				2	
303	192		495				083 Clinton-1	
474	188		662				2	
353	228		581				4	
416	160		576				6	
367	368		735				7	
431	194		625				8	
416	238		654				9	
276	130		406				10	
388	227		615				11	
396	387		783				12	
429	228		657				14	
579	270		849				15	
270	240		510				16	
284	227		511				17	
281	154		440				18	
							19	
							21	
							22	
							C.B.	
548	302		850				162 Macomb-1	
578	299		877				2	
453	341		794				182 Ray	
237	199		436				222 Shelby-1	
383	250		633				2	
384	158		547				3	
380	260		640				4	
247	281		528				5	
311	136		447				6	
535	438		993				7	
303	339		642				8	
100	26		126				9	
243	117		360				10	
271	151		422				11	
276	217		493				12	
263	222		485				13	
171	110		281				14	
244	226		470				15	
96	84		185				C.B.	
196	244		440				242 Washington-1	
502	342		844				2	
305	367		672				3	
34	92		126				C.B.	
260	226		486				722 CITY OF UTICA-1	
340	281		621				2	
464	344		808				704 Sterling Heights-1	
239	154		493				2	
730	393		1123				3	
450	195		645				4	
286	149		435				5	
402	272		674				6	
356	153		509				7	
461	168		629				8	
524	206		730				9	
428	229		657				10	
280	130		410				11	
338	130		468				12	
654	324		978				13	
371	154		525				14	
438	177		615				15	
483	194		677				16	
207	75		282				17	
511	145		706				18	
322	121		443				19	
146	84		230				20	
601	323		924				21	
519	171		690				22	
329	149		478				23	
275	110		385				24	
424	190		614				25	
451	178		629				26	
							C.B.	
25988	15568		41556				TOTAL DISTRICT NO. 71	
							(Totaled in Section 6)	

STATEMENT OF VOTES, GENERAL ELECTION, TUESDAY, NOVEMBER 3RD, 1970

NAMES OF TOWNSHIPS AND ELECTION DISTRICTS	08 REPRESENT'VE IN STATE LEGIS. DIST.					08 REPRESENT'VE IN STATE LEGIS. DIST.				
					TOTALS					TOTALS
MACOMB SECTION 2 50 --- 0712712										
DISTRICT NO. 71										
022 Armada										
042 Bruce-1										
2										
083 Clinton-1										
2										
4										
6										
7										
8										
9										
10										
11										
12										
14										
15										
16										
17										
18										
19										
21										
22										
C.B.										
162 Macomb-1										
2										
182 Ray										
222 Shelby-1										
2										
3										
4										
5										
6										
7										
8										
9										
10										
11										
12										
13										
14										
15										
C.B.										
242 Washington-1										
2										
3										
C.B.										
722 CITY OF UTICA-1										
2										
704 Sterling Heights-1										
2										
3										
4										
5										
6										
7										
8										
9										
10										
11										
12										
13										
14										
15										
16										
17										
18										
19										
20										
21										
22										
23										
24										
25										
26										
C.B.										
TOTAL DISTRICT NO. 71										
(Totalled in Section 6)										

09 MEMBERS OF THE STATE BOARD OF EDUCATION

Table with columns for candidates: Thomas J. Brennan, Annetta Miller, R. Robert Geake, David Robinson II, Peter Goonis, David Lindsay, TOTALS, and NAMES OF TOWNSHIPS AND ELECTION DISTRICTS. It lists vote counts for various districts in Macomb County, Michigan, such as District No. 71 and District No. 72.

TOTAL DISTRICT NO. 71 (Totaled in Section 6)

STATEMENT OF VOTES, GENERAL ELECTION, TUESDAY, NOVEMBER 3RD, 1970

11 MEMBERS OF THE BOARD OF TRUSTEES OF MICHIGAN STATE UNIVERSITY

Table with columns for candidates: Patricia M. Carrigan, Don Stevens, David D. Diehl, Richard D. Ernst, Louise May, Carol Smith, Kenneth Kelly, Matthew Kovach, TOTALS, and NAMES OF TOWNSHIPS AND ELECTION DISTRICTS. Rows include district numbers and vote counts for various locations like District No. 71, 022 Armada, 042 Bruce-1, etc.

TOTAL DISTRICT NO. 71 (Totaled in Section 6)

STATEMENT OF VOTES, GENERAL ELECTION, TUESDAY, NOVEMBER 3RD, 1970

COUNTY COMMISSIONER 7 DISTRICT						COUNTY COMMISSIONER 8 DISTRICT						NAMES OF TOWNSHIPS AND ELECTION DISTRICTS			
STEPHEN W. DANE						TOTALS	WILLIAM M. DONOVAN		F. JAMES DUNLOP		ANITA M. JONES		TOTALS	MACOMB SECTION 2	
														50 0712712	
												DISTRICT NO. 71			
												022 Armada			
												042 Bruce-1			
												2			
												083 Clinton-1			
												2			
												4			
												6			
												7			
												8			
												9			
												10			
												11			
												12			
												14			
												15			
												16			
												17			
												18			
												19			
												21			
												22			
												C.B.			
												162 Macomb-1			
												2			
												182 Ray			
												222 Shelby-1			
												2			
												3			
												4			
												5			
												6			
												7			
												8			
												9			
												10			
												11			
												12			
												13			
												14			
												15			
												C.B.			
												242 Washington-1			
												2			
												3			
												C.B.			
												722 CITY OF UTICA-1			
												2			
												704 Sterling Heights-1			
												2			
												3			
												4			
												5			
												6			
												7			
												8			
												9			
												10			
												11			
												12			
												13			
												14			
												15			
												16			
												17			
												18			
												19			
												20			
												21			
												22			
												23			
												24			
												25			
												26			
												C.B.			
307 364 411		2				309 364 411	410 303 688 382 266 342 349 429 507 439	385 164 407 240 157 314 146 195 206 204	12 27 39 16 23 16 12 10 21 11	807 494 1134 638 443 672 507 634 734 654	983				
333						333	157 377	70 339	10 18	231 934					
532 368		1				532 369	415 443 193 511	189 217 72 196	16 11 21 11	620 671 286 718					
458		3				461	319 455	154 203	15 8	388 616					
2773		06				2779	7643 4189	332	12164						
												TOTAL DISTRICT NO. 71			
												(Totald in Section 6)			

STATEMENT OF VOTES, GENERAL ELECTION, TUESDAY, NOVEMBER 3RD, 1970

NAMES OF TOWNSHIPS AND ELECTION DISTRICTS	COUNTY COMMISSIONER <u>9</u> DISTRICT				COUNTY COMMISSIONER <u>10</u> DISTRICT			
	JOSEPH P. PLUTTER	FRED H. BECK	JOSEPH W. BALDWIN	TOTALS	BYRON E. NICHOLS	R. EUGENE INWOOD	TOTALS	
MACOMB SECTION 2 50 --- 0712712								
DISTRICT NO. 71								
022 Armada					357	445	802	
042 Bruce-1					409	372	781	
2					175	179	354	
083 Clinton-1								
2								
4								
6								
7								
8								
9								
10								
11								
12								
14								
15								
16								
17								
18								
19								
21								
22								
C.B.								
162 Macomb-1								
2								
182 Ray					420	367	787	
222 Shelby-1	229	205	5	439				
2	338	266	9	613				
3	345	184	8	537				
4	323	297	7	627				
5	214	286	9	509				
6	265	164	10	439				
7	540	435	16	991				
8	275	354	7	636				
9	83	41	2	126				
10	234	121	0	355				
11	233	173	13	419				
12	224	237	8	469				
13	234	232	5	471				
14	158	121	3	282				
15	208	243	5	456				
C.B.	86	92	7	185				
242 Washington-1					182	270	452	
2					435	418	853	
3					310	371	681	
C.B.					21	108	129	
722 CITY OF UTICA-1	184	295	8	487				
2	258	363	12	633				
704 Sterling Heights-1								
2								
3								
4								
5								
6								
7								
8								
9								
10								
11								
12								
13								
14								
15								
16								
17								
18								
19								
20								
21								
22								
23								
24								
25								
26								
C.B.								
TOTAL DISTRICT NO. 71 (Totaled in Section 6)	4431	4109	134	8674	2309	2530	4839	

STATEMENT OF VOTES, GENERAL ELECTION, TUESDAY, NOVEMBER 3RD, 1970

COUNTY COMMISSIONER <u>11</u> DISTRICT				COUNTY COMMISSIONER <u>12</u> DISTRICT				NAMES OF TOWNSHIPS AND ELECTION DISTRICTS
EDMUND A. SCHMIDT	BRENT BARROWS	TOTALS		RAY W. BRANDENBURG	CHARLES E. TYSON	TOTALS		
								MACOMB SECTION 2 50 --- 0712712
								DISTRICT NO. 71
								022 Armada
								042 Bruce-1
								2
				334	271	555		083 Clinton-1
				290	132	422		2
								4
								6
								7
								8
								9
								10
								11
								12
								14
								15
								16
								17
								18
								19
								21
								22
								C.B.
								162 Macomb-1
								2
								182 Ray
								222 Shelby-1
								2
								3
								4
								5
								6
								7
								8
								9
								10
								11
								12
								13
								14
								15
								C.B.
								242 Washington-1
								2
								3
								C.B.
								722 CITY OF UTICA-1
								2
								704 Sterling Heights-1
								2
								3
								4
								5
								6
								7
								8
								9
								10
								11
								12
								13
								14
								15
								16
								17
								18
								19
								20
								21
								22
								23
								24
								25
								26
								C.B.
								TOTAL DISTRICT NO. 71
								(Totalled in Section 6)

508 291
577 285

799
812

1035 576

1611 624 353

977

TOTAL DISTRICT NO. 71
(Totalled in Section 6)

STATEMENT OF VOTES, GENERAL ELECTION, TUESDAY, NOVEMBER 3RD, 1970

NAMES OF TOWNSHIPS AND ELECTION DISTRICTS	COUNTY COMMISSIONER 13 DISTRICT		COUNTY COMMISSIONER _____ DISTRICT	
	JOHN C. HRAMIEC	JAMES R. KOWICH	TOTALS	TOTALS
MACOMB SECTION 2 50 --- 0712712				
DISTRICT NO. 71				
022 Armada				
042 Bruce-1				
2				
083 Clinton-1				
2	256	150	406	
4				
6	308	188	496	
7	578	159	677	
8	387	190	577	
9	446	138	584	
10	418	320	738	
11	451	181	632	
12	467	214	681	
14	267	135	402	
15	424	196	620	
16	389	363	752	
17	427	219	646	
18	596	265	861	
19	306	199	505	
21	281	225	506	
22	266	172	438	
C.B.				
162 Macomb-1				
2				
182 Ray				
222 Shelby-1				
2				
3				
4				
5				
6				
7				
8				
9				
10				
11				
12				
13				
14				
15				
C.B.				
242 Washington-1				
2				
3				
C.B.				
722 CITY OF UTICA-1				
2				
704 Sterling Heights-1				
2				
3				
4				
5				
6				
7				
8				
9				
10				
11				
12				
13				
14				
15				
16				
17				
18				
19				
20				
21				
22				
23				
24				
25				
26				
C.B.				
TOTAL DISTRICT NO. 71 (Totaled in Section 6)	6207	3314	9521	

STATEMENT OF VOTES, GENERAL ELECTION, TUESDAY, NOVEMBER 3RD, 1970

JUDGE OF THE PROBATE COURT						NAMES OF TOWNSHIPS AND ELECTION DISTRICTS	
ROBERT J. CHRZANOWSKI	DONALD J. PARENT		TOTALS		TOTALS		
165	415		580			MACOMB SECTION 2 50 --- 0712712	
111	433		544			DISTRICT NO. 71	
95	223		318			022 Armada	
153	347		503			042 Bruce-1	
107	243		350			2	
83	268		351			083 Clinton-1	
153	293		446			2	
259	331		590			4	
148	410		558			6	
170	358		508			7	
243	429		672			8	
237	321		558			9	
190	393		583			10	
97	266		363			11	
243	320		563			12	
213	448		661			14	
232	335		567			15	
320	395		715			16	
152	313		465			17	
158	304		462			18	
124	280		404			19	
						21	
						22	
						C.B.	
204	476		680			162 Macomb-1	
187	497		684			2	
208	436		644			182 Ray	
108	230		338			222 Shelby-1	
171	340		511			2	
144	308		452			3	
133	335		468			4	
116	249		365			5	
96	209		305			6	
263	377		640			7	
157	348		505			8	
33	58		91			9	
79	140		219			10	
114	257		371			11	
118	225		343			12	
107	235		342			13	
35	145		180			14	
104	212		316			15	
52	131		183			C.B.	
56	252		308			242 Washington-1	
186	404		590			2	
116	329		445			3	
24	87		111			C.B.	
114	279		393			722 CITY OF UTICA-1	
142	336		478			2	
226	435		661			704 Sterling Heights-1	
150	205		355			2	
482	409		891			3	
172	324		496			4	
126	251		377			5	
150	387		537			6	
124	294		418			7	
170	284		454			8	
214	347		561			9	
165	342		507			10	
160	181		341			11	
170	210		380			12	
346	449		795			13	
148	274		422			14	
164	304		468			15	
280	254		534			16	
112	103		215			17	
307	271		578			18	
182	163		345			19	
57	124		181			20	
336	388		724			21	
245	326		571			22	
159	223		382			23	
140	165		305			24	
257	237		488			25	
209	292		501			26	
						C.B.	
11967	21271		33244			TOTAL DISTRICT NO. 71 (Totalled in Section 6)	

STATEMENT OF VOTES, GENERAL ELECTION, TUESDAY, NOVEMBER 3RD, 1970

NAMES OF TOWNSHIPS AND ELECTION DISTRICTS	COMM. COLLEGE TRUSTEE			41 DIST. JUDGE			TOTALS
	LARRY A. LOUZZON	MAX M. THOMPSON	WALTER PARKER	RON H. KESSEL	NORM M. NOWICKI	TOTALS	
MACOMB SECTION 2 50 --- 0712712							
DISTRICT NO. 71							
022 Armada	336	390					726
042 Bruce-1	278	315					593
2	155	188					343
083 Clinton-1	293	276		228	212		440
2	181	183		168	153		320
4	177	185		141	157		298
6	274	251		157	254		411
7	374	362		285	259		544
8	320	283		215	255		470
9	282	287		225	229		454
10	362	355		240	348		588
11	337	306		226	281		507
12	353	322		210	314		524
14	217	227		151	183		334
15	318	306		244	265		509
16	360	373		424	217		641
17	302	340		232	271		503
18	421	400		273	370		643
19	248	249		203	211		414
21	272	268		185	213		398
22	238	230		131	228		359
C.B.							
162 Macomb-1	373	381					754
2	381	336					717
182 Ray	321	400					721
222 Shelby-1	178	201					379
2	262	318					580
3	199	295					494
4	234	269					503
5	174	219					393
6	167	172					339
7	347	370					717
8	262	299					561
9	47	50					97
10	137	157					294
11	171	220					391
12	197	200					397
13	184	215					399
14	118	124					242
15	168	207					375
C.B.	131	143	2				276
242 Washington-1	161	190					351
2	325	363					688
3	227	283					510
C.B.	92	91	2				185
722 CITY OF UTICA-1	200	223					423
2	251	294					545
704 Sterling Heights-1	441	424		298	331		629
2	222	228		91	243		334
3	575	546		333	576		849
4	324	298		157	312		469
5	279	276		149	188		337
6	347	353		207	299		506
7	272	254		170	221		391
8	305	287		134	280		414
9	326	324		207	308		515
10	337	315		139	328		467
11	228	221		133	168		301
12	243	208		95	241		336
13	518	446		299	417		716
14	301	268		151	241		392
15	246	261		266	192		458
16	354	308		142	346		488
17	124	135		88	111		199
18	389	342		233	328		561
19	230	191		130	197		327
20	122	110		82	92		174
21	572	462	2	240	370		660
22	375	343		133	388		521
23	250	228		169	173		342
24	179	174		79	206		285
25	300	275		210	250		460
26	305	268	5	119	323		442
C.B.							
TOTAL DISTRICT NO. 71	19524	19613	013	39150	8441	11489	19930
(Totaled in Section 6)							

PROPOSALS

NAMES OF
TOWNSHIPS AND
ELECTION DISTRICTS

MACOMB
SECTION 2
50 --- 0712712

YES	NO	TOTAL	YES	NO	TOTAL	YES	NO	TOTAL	YES	NO	TOTAL
-----	----	-------	-----	----	-------	-----	----	-------	-----	----	-------

DISTRICT NO. 71
022 Armada
042 Bruce-1
2
083 Clinton-1
2
4
6
7
8
9
10
11
12
14
15
16
17
18
19
21
22
C.B.
162 Macomb-1
2
182 Ray
222 Shelby-1
2
3
4
5
6
7
8
9
10
11
12
13
14
15
C.B.
242 Washington-1
2
3
C.B.
722 CITY OF UTICA-1
2
704 Sterling Heights-1
2
3
4
5
6
7
8
9
10
11
12
13
14
15
16
17
18
19
20
21
22
23
24
25
26
C.B.

TOTAL DISTRICT NO. 71
(Totalled in Section 6)

DIST. 72

CANVASS OF VOTES CAST

— AT THE —

GENERAL ELECTION

— HELD ON —

Tuesday, the 3rd day of November, A. D. 1970

AND CANVASSED BY THE BOARD OF COUNTY CANVASSERS

of MACOMB County, Michigan

THE "KAZOO" CANVASS BOOK AND LOOSE LEAF
ELECTION RECORD, COMBINED

By the use of this Canvass Book much time and labor is saved. It completely covers the canvass of the Election Returns by the Board of County Canvassers, and when signed by the members of said Board and County Clerk makes a perfect Election Record.

MANUFACTURED BY

DOUBLEDAY BROS. & CO.

ELECTION SUPPLY MANUFACTURERS
STATIONERS AND PRINTERS

1919 East Kilgore Road

KALAMAZOO, MICHIGAN

09 MEMBERS OF THE STATE BOARD OF EDUCATION

						TOTALS		NAMES OF TOWNSHIPS AND ELECTION DISTRICTS	
Thomas J. Brennan	Annetta Miller	R. Robert Geake	David Robinson II	Peter Goonis	David Lindsay				
								MACOMB SECTION 3	
								50 ----- 072 ----- 12	
								DISTRICT NO. 72	
560	466	177	143	005	025	1376		08327 Clinton-3	
337	314	054	044	002	009	760		5	
457	395	089	063	006	021	1031		13	
315	269	075	069	004	014	746		20	
								C.B.	
								66326 CITY OF ROSEVILLE	
543	477	096	116	004	004	1240		1	
410	372	118	102	002	001	1005		2	
616	541	175	183	001	001	1577		3	
766	674	207	234	003	002	1886		4	
482	445	115	139	000	000	1181		5	
527	489	196	205	001	002	1420		6	
409	363	152	166	002	002	1094		7	
396	358	099	114	003	005	975		8	
490	433	125	129	000	000	1177		9	
452	399	095	111	003	003	1063		10	
441	407	122	138	002	000	1110		11	
554	493	149	167	000	000	1363		12	
454	421	126	144	000	000	1145		13	
548	517	101	104	000	003	1273		14	
396	366	128	131	002	002	1025		15	
472	436	163	178	003	003	1255		16	
648	595	131	151	004	003	1532		17	
673	589	289	285	002	002	1840		18	
558	518	172	187	001	001	1437		19	
404	372	141	144	000	000	1061		20	
392	353	090	101	002	003	941		21	
315	294	074	084	000	000	767		22	
102	085	036	042	000	000	265		C.B. 23	
104	078	044	052	000	000	278		C.B. 24	
								56226 CITY OF FRASER	
399	347	134	140	000	002	1022		1	
413	361	254	283	001	000	1312		2	
499	406	202	215	000	000	1322		3	
389	338	156	169	001	001	1054		4	
347	280	197	206	000	000	1030		5	
031	021	019	021	000	000	92		C.B.	
								68226 CITY OF ST. CLAIR SHORES	
424	370	112	116	000	002	1024		19	
579	484	233	227	002	003	1528		21	
331	293	140	155	000	001	920		31	
290	253	149	148	000	002	842		32	
								C.B.	
								74227 CITY OF WARREN	
210	189	096	106	001	001	603		55	
406	337	219	189	000	000	1151		56	
427	388	223	217	001	002	1258		57	
429	383	165	164	000	002	1143		58	
382	335	118	138	000	000	973		59	
389	323	141	139	000	001	993		60	
369	312	144	155	001	001	982		61	
324	267	196	184	004	004	979		67	
402	343	294	283	000	001	1323		68	
380	328	172	171	002	002	1053		69	
484	435	168	188	000	001	1276		70	
418	364	122	129	000	000	1033		71	
319	274	105	098	002	003	801		72	
567	497	141	152	000	001	1358		73	
380	336	139	146	001	001	1003		74	
159	126	085	088	000	000	458		75	
592	535	231	207	002	002	1569		81	
251	208	168	172	000	002	801		86	
083	069	054	053	000	000	259		87	
442	393	162	146	000	001	1144		88	
585	529	149	171	001	001	1436		89	
								C.B.	
								TOTAL DISTRICT NO. 72	
								(Totaled in Section 6)	
24581	21643	8427	8702	11	143	63501			

STATEMENT OF VOTES, GENERAL ELECTION, TUESDAY, NOVEMBER 3RD, 1970

**11 MEMBERS OF THE BOARD OF TRUSTEES
OF MICHIGAN STATE UNIVERSITY**

	Patricia M. Carrigan	Don Stevens	David D. Diehl	Richard D. Ernst	Louise May	Carol Smith	Kenneth Kelly	Mathew Kovach	TOTALS	NAMES OF TOWNSHIPS AND ELECTION DISTRICTS
										MACOMB SECTION 3
										50 --- 072 --- 12
										DISTRICT NO. 72
										08327 Clinton-3
										5
										13
										20
										C.B.
										66326 CITY OF ROSEVILLE
										1
										2
										3
										4
										5
										6
										7
										8
										9
										10
										11
										12
										13
										14
										15
										16
										17
										18
										19
										20
										21
										22
										C.B. 23
										C.B. 24
										56226 CITY OF FRASER
										1
										2
										3
										4
										5
										C.B.
										68226 CITY OF ST. CLAIR SHORES
										19
										21
										31
										32
										C.B.
										74227 CITY OF WARREN
										55
										56
										57
										58
										59
										60
										61
										67
										68
										69
										70
										71
										72
										73
										74
										75
										81
										86
										87
										88
										89
										C.B.
										TOTAL DISTRICT NO. 72
										(Totaled in Section 6)

STATEMENT OF VOTES, GENERAL ELECTION, TUESDAY, NOVEMBER 3RD, 1970

13 JUSTICES OF THE SUPREME COURT

13 JUSTICES OF THE SUPREME COURT								NAMES OF TOWNSHIPS AND ELECTION DISTRICTS				
John B. Swainson	G. Mennen Williams	John R. Dethmers	Edward S. Piggins					TOTALS				
									MACOMB			
									SECTION 3	50	072	12
									DISTRICT NO. 72			
491	383	168	228					1270	08327 Clinton-3			
179	222	049	082					552	5			
344	290	113	186					933	13			
230	186	082	152					650	20			
									C.B.			
									66326 CITY OF ROSEVILLE			
344	307	135	185					971	1			
295	257	091	153					796	2			
441	359	130	208					1136	3			
493	441	243	341					1578	4			
296	248	137	219					900	5			
413	298	140	315					1166	6			
327	241	128	206					902	7			
253	244	092	131					720	8			
329	272	126	200					927	9			
288	225	106	168					787	10			
331	252	127	193					903	11			
351	327	163	208					1049	12			
320	279	114	192					905	13			
340	294	115	220					969	14			
323	263	086	159					831	15			
357	315	188	226					1086	16			
398	360	155	232					1145	17			
522	386	230	430					1568	18			
425	296	151	333					1205	19			
284	257	127	180					848	20			
242	206	097	154					699	21			
237	175	073	113					598	22			
098	079	042	057					276	C.B. 23			
090	084	057	063					294	C.B. 24			
									56226 CITY OF FRASER			
254	189	124	203					770	1			
326	212	160	313					1011	2			
362	280	171	258					1071	3			
267	215	138	198					818	4			
260	170	166	258					854	5			
031	019	017	025					92	C.B.			
									68226 CITY OF ST. CLAIR SHORES			
315	261	090	171					837	19			
432	331	146	259					1168	21			
265	206	097	184					752	31			
224	167	101	180					672	32			
									C.B.			
									74227 CITY OF WARREN			
206	138	079	110					533	55			
370	216	194	312					1092	56			
378	288	200	320					1186	57			
354	268	155	243					1020	58			
318	224	110	194					846	59			
290	210	131	217					848	60			
329	223	121	267					940	61			
159	179	165	240					743	67			
422	265	265	390					1342	68			
330	225	166	246					967	69			
420	321	206	300					1247	70			
307	237	103	199					846	71			
278	198	116	183					775	72			
467	312	178	285					1242	73			
329	232	112	184					857	74			
138	087	078	132					435	75			
506	346	213	364					1429	81			
227	137	116	199					679	86			
086	044	057	079					266	87			
388	257	149	253					1047	88			
520	383	177	281					1361	89			
									C.B.			
									TOTAL DISTRICT NO. 72			
									(Totaled in Section 6)			
18619	14386	1166	12541					5833				

STATEMENT OF VOTES, GENERAL ELECTION, TUESDAY, NOVEMBER 3RD, 1970

NAMES OF TOWNSHIPS AND ELECTION DISTRICTS	37 DIST. JUDGE				TOTALS	41 DIST. JUDGE		TOTALS
	VERNE C. BOEWE	ROY N. GRUENBURG	DAVID WALSH	PAUL L. VELLA		JOHN H. KESSEL	ADAM M. NOWICKI	
MACOMB SECTION 3 50 072 12								
DISTRICT NO. 72 08327 Clinton-3						270	273	543
5						100	104	204
13						169	235	404
20						089	186	275
C.B.								
66326 CITY OF ROSEVILLE								
1								
2								
3								
4								
5								
6								
7								
8								
9								
10								
11								
12								
13								
14								
15								
16								
17								
18								
19								
20								
21								
22								
C.B.								
C.B.								
56226 CITY OF FRASER								
1								
2								
3								
4								
5								
C.B.								
68226 CITY OF ST. CLAIR SHORES								
19								
21								
31								
32								
C.B.								
74227 CITY OF WARREN								
55	144	196	069	055	464			
56	317	447	081	161	1006			
57	332	461	131	123	1047			
58	242	366	098	165	871			
59	239	281	097	108	725			
60	239	295	093	131	758			
61	253	324	128	133	838			
67	220	302	059	250	831			
68	394	414	090	422	1320			
69	282	374	103	138	897			
70	160	149	443	353	1105			
71	255	296	113	090	754			
72	241	258	097	103	699			
73	338	433	172	150	1093			
74	251	306	108	091	756			
75	115	128	057	069	369			
81	342	484	165	165	1156			
86	173	267	092	069	601			
87	072	086	016	041	215			
88	295	305	158	139	897			
89	326	529	185	150	1190			
C.B.								
TOTAL DISTRICT NO. 72 (Totaled in Section 6)	5730	6701	2555	3106	17592	628	798	1426

PROPOSALS

NAMES OF TOWNSHIPS AND ELECTION DISTRICTS

MACOMB SECTION 3

50 --- 072 --- 12

YES NO TOTAL YES NO TOTAL YES NO TOTAL YES NO TOTAL

DISTRICT NO. 72

08327 Clinton-3

5

13

20

C.B.

66326 CITY OF ROSEVILLE

1

2

3

4

5

6

7

8

9

10

11

12

13

14

15

16

17

18

19

20

21

22

C.B.

C.B.

56226 CITY OF FRASER

1

2

3

4

5

C.B.

48226 CITY OF ST. CLAIR SHORES

19

21

31

32

C.B.

74227 CITY OF WARREN

55

56

57

58

59

60

61

67

68

69

70

71

72

73

74

75

81

86

87

88

89

C.B.

TOTAL DISTRICT NO. 72

(Totalled in Section 6)

STATEMENT OF VOTES, GENERAL ELECTION, TUESDAY, NOVEMBER 3RD, 1970

06 REPRESENTIVE IN CONGRESS DIST.

06 REPRESENTIVE IN CONGRESS DIST.

NAMES OF TOWNSHIPS AND ELECTION DISTRICTS

MACOMB SECTION 3

50 072 12

DISTRICT NO. 72 08327 Clinton-3

5

13

20

C.B.

66326 CITY OF ROSEVILLE

1

2

3

4

5

6

7

8

9

10

11

12

13

14

15

16

17

18

19

20

21

22

C.B.

C.B.

56226 CITY OF FRASER

1

2

3

4

5

C.B.

68226 CITY OF ST. CLAIR SHORES

19

21

31

32

C.B.

74227 CITY OF WARREN

55

56

57

58

59

60

61

67

68

69

70

71

72

73

74

75

81

86

87

88

89

C.B.

TOTAL DISTRICT NO. 72 (Totaled in Section 6)

TOTALS

TOTALS

STATEMENT OF VOTES, GENERAL ELECTION, TUESDAY, NOVEMBER 3RD, 1970

NAMES OF TOWNSHIPS AND ELECTION DISTRICTS	07 STATE SENATOR 26 DIST.				07 STATE SENATOR 27 DIST.			
	JOHN T. BOWMAN	WALTER P. HALLMAN	EUGENE MAY	TOTALS	JAMES D. GRAY	RONALD MCDOWELL	TOTALS	
MACOMB SECTION 3 50 072 12								
DISTRICT NO. 72								
08327 Clinton-3					536	192	728	
5					339	050	389	
13					428	110	538	
20					307	098	405	
C.B.								
66326 CITY OF ROSEVILLE								
1	552	089		641				
2	435	094		529				
3	642	157		799				
4	814	123		937				
5	506	107		613				
6	594	152		746				
7	452	134		586				
8	426	084		510				
9	511	108		619				
10	476	088		564				
11	491	104		595				
12	585	127		712				
13	417	127		544				
14	583	076		659				
15	436	102	02	540				
16	544	137		681				
17	698	112		810				
18	720	254		974				
19	597	142		739				
20	442	114		556				
21	406	088		494				
22	318	099		397				
C.B. 23	114	030		144				
C.B. 24	110	041		151				
	11919							
56226 CITY OF FRASER								
1	420	112		532				
2	476	223		699				
3	525	159		684				
4	428	139		567				
5	358	178		536				
C.B.	029	020		49				
68226 CITY OF ST. CLAIR SHORES								
19	442	099		541				
21	661	233		894				
31	361	125		486				
32	307	155		462				
C.B.								
74227 CITY OF WARREN								
55					220	099	319	
56					416	198	614	
57					463	201	664	
58					442	148	590	
59					376	118	494	
60					408	138	546	
61					393	134	527	
67					309	203	512	
68					443	263	706	
69					398	156	554	
70					491	171	662	
71					428	109	537	
72					328	097	425	
73					561	142	703	
74					390	134	524	
75					159	084	243	
81					580	230	810	
86					241	171	412	
87					094	049	143	
88					453	148	601	
89					614	177	791	
90								
C.B. 91								
TOTAL DISTRICT NO. 72 C.B. 92	15726	4162	2	20090	9817	5540	13407	
(Totalled in Section 6)								

STATEMENT OF VOTES, GENERAL ELECTION, TUESDAY, NOVEMBER 3RD, 1970

08 REPRESENTIVE IN STATE LEGIS. **72** DIST.

08 REPRESENTIVE IN STATE LEGIS. _____ DIST.

WARREN N. GOENAERE
DONALD W. LOOMIS
Roy RUEHEE

TOTALS

TOTALS

NAMES OF TOWNSHIPS AND ELECTION DISTRICTS

MACOMB SECTION 3
 50 _____ 072 _____ 12

DISTRICT NO. 72
 08327 Clinton-3

5
 13
 20
 C.B.

66326 CITY OF ROSEVILLE

1
 2
 3
 4
 5
 6
 7
 8
 9
 10
 11
 12
 13
 14
 15
 16
 17
 18
 19
 20
 21
 22
 C.B. 23
 C.B. 24

56226 CITY OF FRASER

1
 2
 3
 4
 5
 C.B.

68226 CITY OF ST. CLAIR SHORES

19
 21
 31
 32
 C.B. 36
 C.B. 37

74227 CITY OF WARREN

55
 56
 57
 58
 59
 60
 61
 67
 68
 69
 70
 71
 72
 73
 74
 75
 81
 86
 87
 88
 89
 90
 91 C.B.

TOTAL DISTRICT NO. 72 **CB 92**
 (Totaled in Section 6)

515	171		686
338	044		382
438	087		525
300	082		382
547	086		633
420	105		525
630	153		783
798	175		973
515	104		619
570	169		739
433	146		579
405	095		500
505	115		620
466	101		567
470	123		593
578	125		703
467	125		592
566	091		657
425	112	01	538
543	145		688
663	137		800
709	256		965
574	172		746
454	109		563
404	090		494
320	077		397
109	035		144
096	047		143
418	126		544
504	200		704
536	161		697
436	150		586
381	169		550
032	018		50
433	114		547
597	202		799
355	123		478
316	134		450
002	000		2
027	005		29
209	097		306
411	188		599
453	199		652
438	137		575
376	111		487
401	132		533
382	137		519
346	165		511
454	239		693
386	159		545
490	166		656
403	112		515
331	096		427
568	124		692
398	121		519
160	084		244
583	216		799
246	162		408
079	048		127
451	133		584
610	142		752
023	008		31
008	004		12
130	060		190

333
 348

25
 26
 27
 28
 29

STATEMENT OF VOTES, GENERAL ELECTION, TUESDAY, NOVEMBER 3RD, 1970

NAMES OF TOWNSHIPS AND ELECTION DISTRICTS	08 REPRESENT'VE IN STATE LEGIS. DIST.					TOTALS	08 REPRESENT'VE IN STATE LEGIS. DIST.					TOTALS
MACOMB SECTION 3 50 --- 072 --- 12												
DISTRICT NO. 72												
08327 Clinton-3												
5												
13												
20												
C.B.												
66326 CITY OF ROSEVILLE												
1												
2												
3												
4												
5												
6												
7												
8												
9												
10												
11												
12												
13												
14												
15												
16												
17												
18												
19												
20												
21												
22												
C.B.												
C.B.												
56226 CITY OF FRASER												
1												
2												
3												
4												
5												
C.B.												
68226 CITY OF ST. CLAIR SHORES												
19												
21												
31												
32												
C.B.												
74227 CITY OF WARREN												
55												
56												
57												
58												
59												
60												
61												
67												
68												
69												
70												
71												
72												
73												
74												
75												
81												
86												
87												
88												
89												
C.B.												
TOTAL DISTRICT NO. 72 (Totalled in Section 6)												

STATEMENT OF VOTES, GENERAL ELECTION, TUESDAY, NOVEMBER 3RD, 1970

COUNTY COMMISSIONER **4** DISTRICT

COUNTY COMMISSIONER **5** DISTRICT

**DONALD
BONKOWSKI**

TOTALS

**DENNIS M.
DUTKO
FRANCIS J.
BICSAK**

TOTALS

NAMES OF
TOWNSHIPS AND
ELECTION DISTRICTS

MACOMB SECTION 3
50 072 12

DISTRICT NO. 72
08327 Clinton-3

5

13

20

C.B.

66326 CITY OF ROSEVILLE

1

2

3

4

5

6

7

8

9

10

11

12

13

14

15

16

17

18

19

20

21

22

C.B.

C.B.

56226 CITY OF FRASER

1

2

3

4

5

C.B.

68226 CITY OF ST. CLAIR SHORES

19

21

31

32

C.B.

74227 CITY OF WARREN

55

56

57

58

59

60

61

67

68

69

70

71

72

73

74

75

81

86

87

88

89

90

C.B. 91

TOTAL DISTRICT NO. 72 C.B. 92

(Totalled in Section 6)

380

380

215 096
410 195
441 202
424 152

401 124
384 133

311
605
643
576

525
517

614

614

246 155
086 053

401
139

447

447

1441

1441

2607
1110

3717

STATEMENT OF VOTES, GENERAL ELECTION, TUESDAY, NOVEMBER 3RD, 1970

NAMES OF TOWNSHIPS AND ELECTION DISTRICTS	COUNTY COMMISSIONER <u>7</u> DISTRICT					COUNTY COMMISSIONER <u>13</u> DISTRICT				
	STEPHEN W. DANE				TOTALS	JOHN C. HRAMIEC	JAMES R. KOWICH			TOTALS
MACOMB SECTION 3 50 --- 072 --- 12										
DISTRICT NO. 72										
08327 Clinton-3						549	172			721
5										
13										
20						310	85			395
C.B.										
66326 CITY OF ROSEVILLE										
1										
2										
3										
4										
5										
6										
7										
8										
9										
10										
11										
12										
13										
14										
15										
16										
17										
18										
19										
20										
21										
22										
C.B.										
C.B.										
56226 CITY OF FRASER										
1										
2										
3										
4										
5										
C.B.										
68226 CITY OF ST. CLAIR SHORES										
19										
21										
31										
32										
C.B.										
74227 CITY OF WARREN										
55										
56										
57										
58										
59										
60										
61										
67	322				322					
68	432				432					
69	378				378					
70	474				474					
71	430				430					
72	326				326					
73	567				567					
74	400				400					
75	139				139					
81										
86										
87										
88										
89	590				590					
90	000				000					
C.B. 91	000				000					
TOTAL DISTRICT NO. 72 CB 92	061				061					
(Totaled in Section 6)										
	4119				4119	859	257			1116

STATEMENT OF VOTES, GENERAL ELECTION, TUESDAY, NOVEMBER 3RD, 1970

COUNTY COMMISSIONER 14 DISTRICT					COUNTY COMMISSIONER 15 DISTRICT					NAMES OF TOWNSHIPS AND ELECTION DISTRICTS
JAMES J. HICKEY	WILLARD W. SCHULTZ			TOTALS	JOHN ZOCOLA	F.H. Richardson			TOTALS	
										MACOMB SECTION 3 50 ----- 072 ----- 12
										DISTRICT NO. 72 08327 Clinton-3
										5
										13
										20
										C.B.
										66326 CITY OF ROSEVILLE
										1
										2
										3
										4
										5
										6
										7
										8
										9
										10
										11
										12
										13
										14
										15
										16
										17
										18
										19
										20
										21
										22
										C.B. 23
										C.B. 24
										56226 CITY OF FRASER
										1
										2
										3
										4
										5
										C.B.
										68226 CITY OF ST. CLAIR SHORES
										19
										21
										31
										32
										C.B.
										74227 CITY OF WARREN
										55
										56
										57
										58
										59
										60
										61
										67
										68
										69
										70
										71
										72
										73
										74
										75
										81
										86
										87
										88
										89
										C.B.
										TOTAL DISTRICT NO. 72 (Totalled in Section 6)

JAMES J.
HICKEY

455 086

401 121
443 166
696 252
593 149

323 069
047 021

394 125
429 252
502 172
377 174
318 208
029 019

5007
1814

TOTALS

541

522
609

392
68

519
681
674
551
526
48

6821
5522

JOHN
ZOCOLA

449 001
411
494
465
493
579
482
558

645

419
410

053
064

1
5522

TOTALS

450
411
494
465
493
579
482
558

645

419
410

053
064

55182

MACOMB
SECTION 3
50 ----- 072 ----- 12

DISTRICT NO. 72
08327 Clinton-3

66326 CITY OF ROSEVILLE

56226 CITY OF FRASER

68226 CITY OF ST. CLAIR SHORES

74227 CITY OF WARREN

TOTAL DISTRICT NO. 72
(Totalled in Section 6)

STATEMENT OF VOTES, GENERAL ELECTION, TUESDAY, NOVEMBER 3RD, 1970

NAMES OF TOWNSHIPS AND ELECTION DISTRICTS	COUNTY COMMISSIONER <u>16</u> DISTRICT				COUNTY COMMISSIONER <u>20</u> DISTRICT			
	DONALD G. TARNOWSKI	FRANK DINSDALE	RAY J. CHURILLA	TOTALS	THOMAS L. TOMLINSON	CHARLOTTE ZURAW	TOTALS	
MACOMB SECTION 3 50 072 12								
DISTRICT NO. 72 08327 Clinton-3								
5								
13								
20								
C.B.								
66326 CITY OF ROSEVILLE								
1	514	100	031	645				
2	404	110	008	522				
3	586	191	006	783				
4	705	243	010	958				
5	479	127	002	608				
6	509	195	009	713				
7								
8								
9								
10								
11								
12								
13								
14								
15								
16								
17								
18								
19								
20								
21								
22								
C.B. 23	055	016	001	72				
C.B.								
56226 CITY OF FRASER								
1								
2								
3								
4								
5								
C.B.								
68226 CITY OF ST. CLAIR SHORES								
19					447	100	547	
21					609	187	796	
31					371	117	488	
32					340	119	459	
C.B.								
74227 CITY OF WARREN								
55								
56								
57								
58								
59								
60								
61								
67								
68								
69								
70								
71								
72								
73								
74								
75								
81								
86								
87								
88								
89								
C.B.								
TOTAL DISTRICT NO. 72 (Totalled in Section 6)	3252	982	67	4301	1767	523	2290	

STATEMENT OF VOTES, GENERAL ELECTION, TUESDAY, NOVEMBER 3RD, 1970

COUNTY COMMISSIONER **21** DISTRICT

COUNTY COMMISSIONER _____ DISTRICT

PATRICK J.
JOHNSON
LEON C.
STEPHENS

TOTALS

TOTALS

NAMES OF
TOWNSHIPS AND
ELECTION DISTRICTS

MACOMB
SECTION 3

50 _____ 072 _____ 12

DISTRICT NO. 72
08327 Clinton-3

5
13
20
C.B.

66326 CITY OF ROSEVILLE

1
2
3
4
5
6
7
8
9
10
11
12
13
14
15
16
17
18
19
20
21
22
C.B.
C.B.

56226 CITY OF FRASER

1
2
3
4
5
C.B.

68226 CITY OF ST. CLAIR SHORES

19
21
31
32
C.B.

74227 CITY OF WARREN

55
56
57
58
59
60
61
67
68
69
70
71
72
73
74
75
81
86
87
88
89

C.B.

TOTAL DISTRICT NO. 72

(Totaled in Section 6)

360 039

399

360 039

399

STATEMENT OF VOTES, GENERAL ELECTION, TUESDAY, NOVEMBER 3RD, 1970

NAMES OF TOWNSHIPS AND ELECTION DISTRICTS	COUNTY COMMISSIONER _____ DISTRICT					COUNTY COMMISSIONER _____ DISTRICT					TOTALS	TOTALS
MACOMB SECTION 3 50 ----- 072 ----- 12												
DISTRICT NO. 72 08327 Clinton-3												
5												
13												
20												
C.B.												
66326 CITY OF ROSEVILLE												
1												
2												
3												
4												
5												
6												
7												
8												
9												
10												
11												
12												
13												
14												
15												
16												
17												
18												
19												
20												
21												
22												
C.B.												
C.B.												
56226 CITY OF FRASER												
1												
2												
3												
4												
5												
C.B.												
68226 CITY OF ST. CLAIR SHORES												
19												
21												
31												
32												
C.B.												
74227 CITY OF WARREN												
55												
56												
57												
58												
59												
60												
61												
67												
68												
69												
70												
71												
72												
73												
74												
75												
81												
86												
87												
88												
89												
C.B.												
TOTAL DISTRICT NO. 72 (Totalled in Section 6)												

DIST. 73

CANVASS OF VOTES CAST

— AT THE —

GENERAL ELECTION

— HELD ON —

Tuesday, the 3rd day of November, A. D. 1970

AND CANVASSED BY THE BOARD OF COUNTY CANVASSERS

of MACOMB County, Michigan

THE "KAZOO" CANVASS BOOK AND LOOSE LEAF
ELECTION RECORD, COMBINED

By the use of this Canvass Book much time and labor is saved. It completely covers the canvass of the Election Returns by the Board of County Canvassers, and when signed by the members of said Board and County Clerk makes a perfect Election Record.

MANUFACTURED BY

DOUBLEDAY BROS. & CO.

ELECTION SUPPLY MANUFACTURERS
STATIONERS AND PRINTERS

1919 East Kilgore Road

KALAMAZOO, MICHIGAN

STATEMENT OF VOTES, GENERAL ELECTION, TUESDAY, NOVEMBER 3RD, 1970

		02 GOVERNOR and LIEUTENANT GOVERNOR						
NAMES OF TOWNSHIPS AND ELECTION DISTRICTS		Sander Levin Edward H. McNamara	William G. Milliken James H. Brickley	James L. McCormick Robert E. Cauley	George Bouse Evelyn Kirsch	James C. Horvath W. Clifford Bentley		TOTALS
MACOMB SECTION 4								
50	2073							
DISTRICT NO. 73								
7427 CITY OF WARREN								
22	439	288	124	6	0	0		418
23	468	318	132	4	0	1		455
24	616	376	218	7	0	1		602
25	286	173	93	6	0	1		273
26	336	209	112	8	0	0		329
33	588	304	266	5	0	0		575
34	734	460	249	5	1	0		715
35	590	292	275	5	2	1		575
36	439	262	148	10	1	0		421
37	500	268	220	3	0	1		492
84	499	293	186	5	0	0		484
C.B.								
5227 CITY OF CENTER LINE								
1	983	479	460	12	0	0		951
2	876	544	287	12	1	4		848
3	810	540	250	2	0	1		793
4	901	503	340	6	1	2		852
C.B. 3644		78	37	0	0	0		76
5426 CITY OF EAST DETROIT								
1	454	267	172	1	0	0		440
2	704	374	301	6	1	0		682
3	608	306	282	3	0	1		592
4	694	285	376	6	3	0		670
5	642	342	261	7	2	0		612
6	560	277	254	8	1	1		541
7	676	406	248	5	0	2		661
8	391	203	171	3	0	0		377
9	483	226	232	2	1	0		461
10	506	325	165	4	2	0		496
11	464	267	176	3	0	1		447
12	664	329	304	7	0	0		640
13	774	341	394	8	0	0		743
14	911	463	394	3	0	1		861
15	507	272	212	2	4	1		491
16	619	367	229	4	0	1		601
17	727	313	390	3	0	1		707
18	683	332	324	3	0	1		660
19	544	334	185	6	1	0		526
20	571	247	240	1	1	0		489
21	658	383	241	5	0	0		629
22	560	337	193	6	1	0		537
23	709	370	301	8	0	0		679
24	713	361	331	1	0	1		694
25	419	252	154	2	0	0		408
26	363	235	112	5	0	0		352
27	447	179	256	3	1	0		439
C.B. 1623		232	107	111	6	0		224
TOTAL DISTRICT NO. 73		244.66	138.28	104.06	2.17	2.4	2.3	245.18
(Totaled in Section 6)								
WARREN		5495	3243	2023	64	04	05	5339
CENTER LINE		3648	2105	1374	32	02	07	3520
EAST DETROIT		16223	8500	7009	121	18	11	15659

STATEMENT OF VOTES, GENERAL PRIMARY ELECTION, TUESDAY, AUGUST 8th, 1972

Repres't'ive in State Legislature <u>71</u> Dist. DEMOCRATIC PARTY						Repres't'ive in State Legislature <u>71</u> Dist. REPUBLICAN PARTY						NAMES OF TOWNSHIPS AND ELECTION DISTRICTS
GENEVIEVE T. BUTELLA	ANTHONY DOBRY	THOMAS GUASTELLO	HAROLD KANIENSKI	THOMAS L. LANGELL	JAMES LEVANDUSKY	MADISON MILLER	TOTALS	ELVIO ROSATI	JOSEPH SAUCE	JACK HICKEY	TOTALS	
0	0	0	2	1	0		003	1			001	DISTRICT NO. 71
003	002	018	002	004	001		030	011			011	CITY OF WARREN
												109 (Part)
												110 (Part)
												C.B. 3
												112
												704 CITY OF STERLING HEIGHTS
014	052	073	005	043	004		191	072			072	1
025	038	043	006	015	000		127	034			034	2
058	048	059	015	015	003		198	061			061	3
011	024	065	003	044	004		151	036			036	4
002	038	041	000	022	000		103	027			027	6 (Part)
005	010	048	020	011	000		076	018			018	7 (Part)
013	034	068	004	029	003		151	058			058	8
015	047	111	005	037	007		212	056			056	9
005	20	61	06	09	02		103	027	004		031	11
07	27	51	05	23	01		114	034			034	12
08	23	90	09	12	01		143	059			059	13
05	21	132	03	25	05		191	042			042	14
06	13	82	01	24	01		127	051			051	15
28	49	149	15	21	01		263	081			081	16
51	23	35	06	15	02		132	039	001		040	17
24	22	86	09	16	03		160	122			122	18
20	30	82	13	25	01		171	075			075	19
08	13	19	00	16	01		057	022			022	20
09	09	56	01	18	01		094	033			033	21
18	52	95	04	19	05		193	045			045	22
06	22	43	02	12	00		084	029			029	23
08	28	73	07	15	05		136	034			034	24
20	20	68	10	18	05 01		142	060			060	25
21	28	66	05	26	01		147	057			057	26
04	23	52	03	15	02		099	034			034	27
01	03	07	01	00	00		012	001			001	28 (Part)
15	13	63	07	12	05		115	063			63	29
22	24	58	14	23	03		144	091			91	30
												C.B.
												C.B.
												C.B.
												C.B.
00	05	02	00	01	00		008	05			005	5
08	15	48	00	12	01		84	28			28	722 CITY OF UTICA-1
05	15	46	01	24	02		93	044			44	2
00	07	27	06	30	04		74	027			27	3
20	04	05	04	01	00		14	003			3	C.B.
84	802	22	5	2	1		4142	1480	4	1	1485	TOTAL SECTION 4
												(Totalled in Section 9)

STATEMENT OF VOTES, GENERAL ELECTION, TUESDAY, NOVEMBER 3RD, 1970

09 MEMBERS OF THE STATE BOARD OF EDUCATION

09 MEMBERS OF THE STATE BOARD OF EDUCATION							NAMES OF TOWNSHIPS AND ELECTION DISTRICTS	
Thomas J. Brennan	Annetta Miller	R. Robert Geake	David Robinson II	Peter Goonis	David Lindsay	TOTALS		
							MACOMB SECTION 4 50 --- 2073 --- 12	
							DISTRICT NO. 73	
							7427 CITY OF WARREN	
302	285	51	59	0	2	699	22	
340	316	75	74	1	1	807	23	
430	392	109	107	0	0	1038	24	
180	158	48	54	1	1	442	25	
225	214	71	69	0	1	580	26	
385	351	133	135	0	0	1004	33	
575	464	123	131	3	3	1239	34	
360	327	162	158	1	1	1009	35	
293	272	76	77	2	3	723	36	
324	280	129	127	0	2	862	37	
345	328	90	79	2	2	846	84	
							C.B.	
							5227 CITY OF CENTER LINE	
634	571	124	193	0	2	1574	1	
596	552	137	138	7	9	1439	2	
539	510	124	139	1	1	1314	3	
600	538	140	139	2	3	1422	4	
57	38	19	21	0	0	135	C.B.	
							5426 CITY OF EAST DETROIT	
283	250	61	70	1	4	669	1	
414	380	147	153	0	1	1095	2	
335	306	155	154	1	1	952	3	
336	293	236	237	2	2	1106	4	
382	340	116	113	2	2	955	5	
326	277	128	129	2	1	863	6	
439	402	125	133	2	2	1103	7	
231	200	87	84	0	0	602	8	
292	257	95	93	0	1	738	9	
343	310	74	83	0	1	811	10	
315	272	67	71	2	2	729	11	
396	342	142	141	0	0	1021	12	
415	361	200	174	0	2	1152	13	
536	491	170	172	2	4	1375	14	
316	273	107	107	2	2	807	15	
405	365	093	122	0	2	987	16	
417	355	192	199	0	2	1165	17	
394	339	139	139	0	1	1012	18	
369	336	92	101	0	1	899	19	
294	252	126	117	0	1	790	20	
430	387	119	125	2	3	1066	21	
367	345	95	103	0	2	912	22	
453	379	125	126	0	0	1083	23	
451	379	161	154	0	4	1149	24	
288	245	66	71	0	0	670	25	
240	220	66	63	1	0	590	26	
221	187	136	139	0	0	683	27	
151	127	53	65	2	4	402	C.B.	
15 964	1426	5034	5138	41	76	8519	TOTAL DISTRICT NO. 73 (Totalled in Section 6)	
3699	3389	1067	1070	10	16	9249	WARREN	
2426	2209	594	630	10	15	5884	CENTER LINE	
9839	8670	3373	3438	21	45	25386	EAST DETROIT	

STATEMENT OF VOTES, GENERAL ELECTION, TUESDAY, NOVEMBER 3RD, 1970

		10 REGENTS OF THE UNIVERSITY OF MICHIGAN										
NAMES OF TOWNSHIPS AND ELECTION DISTRICTS		Paul Brown	James L. Waters	Paul G. Goebel Jr.	Jack H. Shuler	George Kindred	Tom Staffin	P. Thomas Vernier	Marcia Wisch	Vito J. Delisi	William Walbridge	TOTALS
MACOMB SECTION 4 50 --- 2073 --- 12												
DISTRICT NO. 73 7427 CITY OF WARREN												
22		287	278	52	60	4	5	1	0	0	0	687
23		313	307	75	83	4	5	0	1	1	1	790
24		398	395	109	111	6	5	0	0	0	0	1024
25		165	155	49	55	8	9	0	0	2	1	444
26		208	202	67	71	7	5	0	0	0	1	561
33		352	351	135	136	6	5	0	0	0	0	985
34		472	452	134	136	7	7	4	3	1	1	1217
35		323	314	160	177	3	3	3	4	1	1	989
36		275	269	69	78	10	7	3	2	0	0	713
37		287	287	132	126	4	2	1	1	1	0	841
84		314	311	106	93	4	5	0	0	1	1	835
C.B.												
5227 CITY OF CENTER LINE												
1		546	550	224	202	11	10	0	1	0	0	1544
2		562	539	158	142	7	8	0	1	7	6	1430
3		509	497	144	145	3	2	0	0	1	1	1302
4		546	511	169	154	5	6	1	4	4	3	1403
C.B.		43	46	21	19	0	0	0	0	0	0	129
5426 CITY OF EAST DETROIT												
1		261	246	72	70	1	2	1	1	6	1	661
2		375	366	162	159	2	2	1	3	6	1	1070
3		303	287	172	168	6	5	0	2	1	2	946
4		282	278	254	262	7	5	3	7	2	2	1096
5		344	332	126	121	4	4	2	3	1	1	938
6		272	272	136	132	8	5	3	2	1	3	834
7		415	406	129	124	5	5	2	3	4	2	1095
8		197	192	95	94	6	2	2	0	0	1	587
9		246	241	104	115	4	3	2	1	0	0	716
10		312	312	85	79	2	2	2	2	1	0	797
11		278	263	82	81	4	2	2	0	1	1	715
12		333	332	159	156	6	2	0	0	3	2	992
13		356	346	203	200	6	3	2	1	4	3	1124
14		485	468	197	189	1	1	3	1	4	5	1354
15		284	269	109	110	3	4	3	1	5	2	790
16		375	365	129	115	9	7	1	1	0	2	1004
17		356	353	199	198	2	1	1	1	5	0	1116
18		341	328	153	156	0	2	3	0	0	1	984
19		333	327	102	102	6	1	1	0	1	1	874
20		254	242	129	124	3	4	3	3	0	0	762
21		385	376	129	134	3	6	1	2	3	2	1041
22		339	333	104	99	4	5	0	1	2	2	889
23		406	386	131	137	4	3	0	0	3	1	1071
24		386	364	179	170	5	7	4	1	1	1	1118
25		240	244	87	81	1	1	0	1	1	0	656
26		223	215	66	65	5	6	1	0	0	0	581
27		185	179	146	137	3	1	0	0	1	0	652
C.B.		123	127	67	67	3	3	3	2	1	1	397
TOTAL DISTRICT NO. 73 (Totalled in Section 6)		289	13913	5510	5433	202	178	57	51	70	51	39754
WARREN		3394	3321	1088	1126	63	58	12	11	07	06	9086
CENTER LINE		2206	2143	716	612	26	26	01	06	12	10	5808
EAST DETROIT		2689	2449	3706	3645	113	94	44	34	51	35	24860

STATEMENT OF VOTES, GENERAL ELECTION, TUESDAY, NOVEMBER 3RD, 1970

13 JUSTICES OF THE SUPREME COURT

13 JUSTICES OF THE SUPREME COURT					NAMES OF TOWNSHIPS AND ELECTION DISTRICTS	
John B. Swainson	G. Mennen Williams	John R. Dethmers	Edward S. Piggins	TOTALS		
					MACOMB SECTION 4 50 --- 2073 --- 12	
					DISTRICT NO. 73	
					7427 CITY OF WARREN	
231	207	69	110	617	22	
229	198	57	113	597	23	
345	282	94	164	875	24	
148	116	47	75	386	25	
166	139	56	89	450	26	
338	232	123	220	913	33	
419	326	127	228	1100	34	
321	209	142	236	908	35	
221	171	81	115	588	36	
269	200	104	173	746	37	
281	239	79	144	743	84	
					C.B.	
					5227 CITY OF CENTER LINE	
573	432	173	312	1490	1	
423	350	126	212	1111	2	
479	365	127	238	1209	3	
495	402	141	227	1265	4	
46	44	21	25	136	C.B.	
					5426 CITY OF EAST DETROIT	
185	170	47	101	503	1	
369	281	96	209	955	2	
263	227	108	195	813	3	
266	207	155	241	869	4	
284	232	59	116	691	5	
210	167	85	145	607	6	
278	243	73	148	742	7	
150	122	58	106	436	8	
209	170	66	116	561	9	
230	195	55	122	602	10	
207	171	58	122	558	11	
307	242	137	207	893	12	
305	239	112	242	898	13	
393	317	130	242	1082	14	
220	173	64	135	592	15	
232	194	66	138	630	16	
284	200	114	232	830	17	
288	234	84	179	785	18	
265	206	71	147	689	19	
209	159	82	143	593	20	
253	241	87	146	727	21	
157	217	96	148	613	22	
388	315	121	235	1059	23	
293	234	99	189	815	24	
247	205	55	126	633	25	
140	138	53	91	422	26	
179	120	78	156	533	27	
153	109	70	94	426	C.B.	
1968	2635	3936	7152	32691	TOTAL DISTRICT NO. 73 (Totaled in Section 6)	
2968	2319	969	1667	7923	WARREN	
2016	1593	588	1014	5211	CENTER LINE	
6984	5723	2319	4471	19557	EAST DETROIT	

STATEMENT OF VOTES, GENERAL ELECTION, TUESDAY, NOVEMBER 3RD, 1970

NAMES OF TOWNSHIPS AND ELECTION DISTRICTS	14 JUDGE OF THE COURT OF APPEALS				15 JUDGE OF THE CIRCUIT COURT			
	LOUIS D. MCGREGOR	TO FILL VACANCY	ROBERT J. DANHOFF	DONALD R. FREEMAN	TOTALS	EDWARD J. GALLAGHER	TOTALS	
MACOMB SECTION 4 50 --- 2073 --- 12								
DISTRICT NO. 73 7427 CITY OF WARREN:								
22	196		102	131	233	221	221	
23	215		119	119	238	211	211	
24	286		155	169	324	304	304	
25	112		58	82	140	143	143	
26	143		73	109	182	166	166	
33	317		189	153	342	332	332	
34	358		211	200	411	401	401	
35	311		195	164	359	318	318	
36	199		93	130	223	222	222	
37	265		148	140	288	263	263	
84 C.B.	230		125	152	277	266	266	
5227 CITY OF CENTER LINE								
1	439		253	277	530	530	530	
2	321		181	210	391	381	381	
3	337		157	241	398	403	403	
4	372		215	223	438	439	439	
C.B.	49		30	14	49	57	57	
5426 CITY OF EAST DETROIT								
1	132		78	89	167	146	146	
2	252		148	165	313	268	268	
3	227		137	130	267	228	228	
4	261		183	140	323	264	264	
5	186		114	132	246	205	205	
6	176		117	111	228	178	178	
7	213		108	172	280	226	226	
8	131		80	82	162	138	138	
9	160		115	79	194	153	153	
10	171		93	128	221	187	187	
11	178		85	119	204	178	178	
12	265		159	163	322	261	261	
13	257		173	138	311	245	245	
14	322		171	196	367	338	338	
15	173		117	103	220	182	182	
16	198		116	115	231	202	202	
17	255		145	147	292	260	260	
18	220		135	136	271	223	223	
19	191		99	152	251	224	224	
20	170		116	93	209	176	176	
21	216		116	147	263	223	223	
22	214		113	145	258	219	219	
23	305		168	203	371	300	300	
24	247		150	154	304	241	241	
25	196		102	127	229	196	196	
26	133		65	97	162	132	132	
27	136		108	67	175	136	136	
C.B.	172		116	66	182	190	190	
99	13		5	731	6115	11846	10576	
TOTAL DISTRICT NO. 73 (Totaled in Section 6)								
WARREN	2632		1468	1549	3017	2847	2847	
CENTER LINE	1518		836	970	1806	1810	1810	
EAST DETROIT	5763		3427	3596	7023	5919	5919	

STATEMENT OF VOTES, GENERAL ELECTION, TUESDAY, NOVEMBER 3RD, 1970

03 SECRETARY OF STATE						04 ATTORNEY GENERAL					TOTALS	NAMES OF TOWNSHIPS AND ELECTION DISTRICTS
Richard H. Austin	Emil Lockwood	Robert E. Miles	John Hawkins	Frank Troha	TOTALS	Frank J. Kelley	William S. Farr Jr.	Ronald Reosti	John Zywicki	TOTALS		
											MACOMB SECTION 4 50 02 2073 12 12	
											DISTRICT NO. 73 7427 CITY OF WARREN	
286	97	6	0	1	390	326	52	0	0	378	22	
326	104	7	1	1	439	362	62	1	1	426	23	
393	150	6	1	0	550	467	79	0	2	558	24	
169	68	10	1	1	249	194	52	0	2	248	25	
206	99	9	0	0	314	242	64	2	0	308	26	
359	183	7	0	0	549	458	93	1	1	553	33	
451	203	3	2	4	663	561	99	1	2	663	34	
343	200	4	1	6	548	407	133	1	1	542	35	
253	136	9	2	1	403	332	57	1	2	392	36	
302	152	2	0	0	456	371	97	0	0	468	37	
326	127	4	0	1	458	394	63	0	1	458	84 C.B.	
											5227 CITY OF CENTER LINE	
588	269	9	2	2	870	707	150	1	1	859	1	
564	196	13	2	5	780	647	130	1	6	784	2	
576	195	4	0	3	717	603	112	0	3	718	3	
546	235	7	1	3	791	682	99	1	4	786	4	
46	22	0	0	0	68	56	16	0	0	72	C.B.	
											5426 CITY OF EAST DETROIT	
257	117	0	5	0	379	311	61	0	3	375	1	
387	218	5	2	1	613	466	142	1	3	612	2	
329	199	7	0	1	536	389	133	0	2	524	3	
314	277	8	1	0	600	390	217	0	3	610	4	
361	167	5	4	1	538	546	91	2	1	640	5	
292	171	6	3	4	476	376	109	2	1	488	6	
418	122	7	0	3	600	504	102	2	1	609	7	
200	137	2	2	0	341	267	73	0	1	341	8	
254	149	3	1	0	412	326	86	2	1	415	9	
320	114	3	3	1	441	367	77	1	2	447	10	
278	119	2	2	2	403	344	63	2	2	411	11	
341	216	6	0	3	566	450	119	5	3	577	12	
365	268	11	0	2	646	573	136	1	0	656	13	
478	277	4	2	2	763	618	144	2	3	767	14	
299	135	4	2	3	443	355	89	3	1	451	15	
381	172	5	0	0	558	459	97	1	1	558	16	
395	240	4	0	2	641	499	145	1	2	647	17	
359	213	6	0	1	579	461	123	0	0	587	18	
337	143	2	1	0	483	400	88	0	2	490	19	
272	169	3	1	0	445	346	105	1	1	453	20	
402	164	105	2	3	676	463	109	2	2	576	21	
357	121	7	1	1	487	410	77	0	1	488	22	
391	208	8	2	0	609	505	111	1	1	618	23	
405	223	1	3	4	636	516	117	1	3	637	24	
245	119	2	2	0	368	311	53	0	0	364	25	
234	78	5	0	1	318	274	49	0	1	324	26	
223	171	1	0	2	397	269	125	0	1	395	27	
131	86	3	0	0	220	189	34	0	0	223	C.B.	
147	04	227	325	52	59	22419	18123	4256	40	77	2248	TOTAL DISTRICT NO. 73 (Totalled in Section 6)
3416	1519	67	08	09	5019	4104	871	07	12	4994	WARREN	
2258	917	33	05	13	3226	2695	507	03	14	3219	CENTER LINE	
9030	4843	225	39	37	14174	11324	2878	30	51	14285	EAST DETROIT	

STATEMENT OF VOTES, GENERAL ELECTION, TUESDAY, NOVEMBER 3RD, 1970

NAMES OF TOWNSHIPS AND ELECTION DISTRICTS MACOMB SECTION 4 50 --- 2073 --- 12	05 UNITED STATES SENATOR					06 REPRESENTATIVE IN CONGRESS 12 DIST.				
	Philip A. Hart	Lenore Romney	Paul A. Lodico	James Sim	TOTALS	JAMES G. O'HARA	PATRICK DRISCOLL	MILTON E. DESCHAINE	TOTALS	
DISTRICT NO. 73										
7427 CITY OF WARREN										
22	344	52	1	0	397	331	48	7	386	
23	380	65	1	1	447	373	55	4	432	
24	484	91	1	1	577	469	79	6	554	
25	209	48	1	1	259	195	44	5	244	
26	251	63	1	1	316	252	55	7	314	
33	460	101	0	0	561	437	108	7	552	
34	568	112	2	1	683	566	93	4	663	
35	420	134	0	0	554	417	121	0	538	
36	345	62	0	3	410	336	56	9	401	
37	380	92	1	0	473	372	83	2	457	
84	416	58	0	1	475	401	63	2	466	
C.B.										
5227 CITY OF CENTER LINE										
1	740	171	1	0	912	727	139	6	874	
2	670	129	0	5	804	667	107	7	781	
3	639	105	0	1	745	612	99	3	714	
4	702	123	3	2	830	681	98	3	782	
C.B.	63	14	0	0	77	59	13	0	72	
5426 CITY OF EAST DETROIT										
1	336	76	1	2	415	313	64	1	378	
2	489	160	2	0	651	478	128	6	612	
3	415	149	1	1	566	420	120	5	545	
4	397	233	1	2	633	388	219	8	615	
5	478	109	4	0	591	450	88	3	541	
6	390	124	2	2	518	365	105	6	476	
7	535	103	0	2	640	503	92	5	600	
8	280	78	0	0	358	274	65	1	340	
9	335	99	1	0	435	317	81	3	401	
10	377	82	2	0	461	374	65	4	443	
11	365	62	0	1	428	353	52	3	408	
12	458	138	1	1	598	435	118	6	559	
13	535	156	2	0	693	504	138	4	646	
14	651	166	1	2	826	605	155	2	762	
15	362	100	2	1	465	365	84	1	450	
16	459	117	1	1	578	443	100	4	547	
17	507	165	0	0	672	487	144	3	634	
18	480	155	0	0	635	457	121	1	579	
19	418	93	0	0	511	398	82	6	486	
20	351	115	1	0	467	338	96	2	436	
21	509	98	3	0	612	480	89	5	574	
22	412	93	2	1	508	410	79	7	496	
23	531	108	1	1	641	498	106	3	607	
24	527	130	1	0	658	495	126	3	624	
25	322	60	0	2	384	311	54	1	366	
26	273	59	0	1	333	273	45	6	324	
27	287	122	0	0	409	266	115	1	382	
C.B.	186	37	1	0	224	178	39	2	219	
TOTAL DISTRICT NO. 73 (Totaled in Section 6)	12742	4607	42	37	23436	18033	4031	176	22280	
WARREN	4257	878	08	09	5152	4149	805	53	5007	
CENTER LINE	2814	542	04	08	3368	2746	456	21	3223	
EAST DETROIT	11671	3187	30	20	14910	11178	2770	102	14050	

STATEMENT OF VOTES, GENERAL ELECTION, TUESDAY, NOVEMBER 3RD, 1970

06 REPRESENTATIVE IN CONGRESS _____ DIST.					06 REPRESENTATIVE IN CONGRESS _____ DIST.					NAMES OF TOWNSHIPS AND ELECTION DISTRICTS
				TOTALS					TOTALS	
										MACOMB SECTION 4 50 _____ 2073 _____ 12 _____
										DISTRICT NO. 73
										7427 CITY OF WARREN
										22
										23
										24
										25
										26
										33
										34
										35
										36
										37
										84
										C.B.
										5227 CITY OF CENTER LINE
										1
										2
										3
										4
										C.B.
										5426 CITY OF EAST DETROIT
										1
										2
										3
										4
										5
										6
										7
										8
										9
										10
										11
										12
										13
										14
										15
										16
										17
										18
										19
										20
										21
										22
										23
										24
										25
										26
										27
										C.B.
										TOTAL DISTRICT NO. 73
										(Totaled in Section 6)

STATEMENT OF VOTES, GENERAL ELECTION, TUESDAY, NOVEMBER 3RD, 1970

		07 STATE SENATOR 26 DIST.				07 STATE SENATOR 27 DIST.			
NAMES OF TOWNSHIPS AND ELECTION DISTRICTS		JOHN T. BOWMAN WALTER F. HALLMAN		TOTALS	JAMES D. GRAY RONALD McDOWELL		TOTALS		
MACOMB SECTION 4 50 --- 2073 --- 12									
DISTRICT NO. 73 7427 CITY OF WARREN									
22					300	61	361		
23					357	68	419		
24					433	116	549		
25					196	46	242		
26					240	67	307		
33					389	150	539		
34					540	117	657		
35					385	144	529		
36					316	68	384		
37					339	107	446		
84					860	89	949		
C.B.									
5227 CITY OF CENTER LINE									
1					615	218	833		
2					606	149	755		
3					574	129	703		
4					596	146	742		
C.B.					53	19	72		
5426 CITY OF EAST DETROIT									
1		306	55	361					
2		457	123	580					
3		384	128	512					
4		383	211	594					
5		426	88	514					
6		339	111	450					
7		469	107	576					
8		247	71	318					
9		319	76	395					
10		353	70	423					
11		331	61	392					
12		411	125	536					
13		472	145	617					
14		562	162	724					
15		344	91	435					
16		427	106	533					
17		455	161	616					
18		425	117	542					
19		383	87	470					
20		332	102	434					
21		458	91	549					
22		377	88	465					
23		482	100	582					
24		465	131	596					
25		297	66	363					
26		263	44	307					
27		227	127	354					
C.B.		159	49	208					
TOTAL DISTRICT NO. 73 (Totaled in Section 6)		10543	2893	13436	6293	1694	7987		
WARREN					3849	1033	4882		
CENTER LINE					2444	661	3105		
EAST DETROIT		10543	2893	13436					

STATEMENT OF VOTES, GENERAL ELECTION, TUESDAY, NOVEMBER 3RD, 1970

08 REPRESENTATIVE IN STATE LEGIS. 73 DIST.				08 REPRESENTATIVE IN STATE LEGIS. DIST.				NAMES OF TOWNSHIPS AND ELECTION DISTRICTS
HAROLD B. CLARK	VICTOR BOROWSKI	CAROLYN J. SKELTON	TOTALS				TOTALS	
								MACOMB SECTION 4 50 --- 2073 --- 12
								DISTRICT NO. 73 7427 CITY OF WARREN
313	59	0	372					22
350	71	4	425					23
435	115	0	550					24
176	47	0	223					25
221	68	4	293					26
386	136	0	522					33
508	118	7	633					34
353	159	1	513					35
301	73	0	374					36
315	115	0	430					37
360	75	4	439					84
70	14	2	91					C.B.
								5227 CITY OF CENTER LINE
614	201	10	825					1
575	149	7	731					2
538	137	5	680					3
614	147	7	768					4
53	17	0	70					C.B.
								5426 CITY OF EAST DETROIT
282	74	2	363					1
421	163	6	590					2
349	154	6	509					3
338	243	3	584					4
378	115	6	499					5
302	147	3	452					6
456	115	4	575					7
227	80	1	308					8
286	100	1	388					9
341	82	2	425					10
302	81	2	385					11
341	210	3	554					12
407	210	0	622					13
477	261	5	743					14
307	116	2	425					15
384	148	7	539					16
363	236	2	601					17
375	168	1	544					18
358	101	6	465					19
286	132	2	420					20
414	130	5	549					21
342	116	5	463					22
436	142	6	584					23
414	181	2	597					24
247	102	2	351					25
236	69	3	308					26
203	153	4	360					27
138	66	3	207					C.B.
155	5606	151	21349					TOTAL DISTRICT NO. 73 (Totalled in Section 6)
3788	1055	22	4865					WARREN
2394	651	29	3074					CENTER LINE
9410	3900	100	13410					EAST DETROIT

STATEMENT OF VOTES, GENERAL ELECTION, TUESDAY, NOVEMBER 3RD, 1970

NAMES OF TOWNSHIPS AND ELECTION DISTRICTS	08 REPRESENT'VE IN STATE LEGIS. DIST.					08 REPRESENT'VE IN STATE LEGIS. DIST.				
					TOTALS					TOTALS
MACOMB SECTION 4 50 --- 2073 --- 12										
DISTRICT NO. 73 7427 CITY OF WARREN										
22										
23										
24										
25										
26										
33										
34										
35										
36										
37										
84										
C.B.										
5227 CITY OF CENTER LINE										
1										
2										
3										
4										
C.B.										
5426 CITY OF EAST DETROIT										
1										
2										
3										
4										
5										
6										
7										
8										
9										
10										
11										
12										
13										
14										
15										
16										
17										
18										
19										
20										
21										
22										
23										
24										
25										
26										
27										
C.B.										
TOTAL DISTRICT NO. 73 (Totaled in Section 6)										

STATEMENT OF VOTES, GENERAL ELECTION, TUESDAY, NOVEMBER 3RD, 1970

11 MEMBERS OF THE BOARD OF TRUSTEES OF MICHIGAN STATE UNIVERSITY

11 MEMBERS OF THE BOARD OF TRUSTEES OF MICHIGAN STATE UNIVERSITY									NAMES OF TOWNSHIPS AND ELECTION DISTRICTS	
Patricia M. Carrigan	Don Stevens	David D. Diehl	Richard D. Ernst	Louise May	Carol Smith	Kenneth Kelly	Mathew Kovach	TOTALS		
									MACOMB SECTION 4 50 --- 2073 --- 12	
									DISTRICT NO. 73 7427 CITY OF WARREN	
274	284	59	57	5	6	2	0	686	22	
307	310	76	76	5	7	2	1	788	23	
381	386	112	117	6	5	1	0	1008	24	
153	162	47	55	8	8	2	3	440	25	
205	206	67	68	5	5	0	0	556	26	
344	351	144	130	7	5	1	0	982	33	
463	459	136	141	7	7	5	4	1222	34	
311	298	176	186	3	4	3	2	983	35	
275	272	72	74	9	8	1	0	711	36	
282	284	139	127	4	2	2	1	841	37	
313	317	100	92	4	6	1	1	834	84	
									C.B.	
									5227 CITY OF CENTER LINE	
553	543	204	190	14	12	1	0	1517	1	
539	545	152	145	9	10	7	6	1413	2	
507	513	135	128	4	4	2	1	1294	3	
541	522	155	156	6	6	4	4	1394	4	
41	49	22	19	0	0	0	0	131	C.B.	
									5426 CITY OF EAST DETROIT	
244	249	69	70	1	5	2	5	645	1	
374	370	162	165	4	2	1	0	1078	2	
288	289	168	172	5	6	3	1	932	3	
282	284	262	245	5	4	2	2	1096	4	
329	328	124	119	5	6	3	1	915	5	
266	261	141	133	9	7	1	1	819	6	
411	404	129	123	5	8	2	1	1083	7	
195	192	93	90	2	3	1	1	577	8	
240	249	103	104	2	2	1	1	702	9	
311	313	88	77	3	3	2	0	797	10	
270	258	85	87	3	2	2	1	708	11	
332	339	168	158	3	6	3	1	1005	12	
358	348	205	183	5	5	3	1	1108	13	
484	468	179	180	1	2	7	2	1323	14	
376	273	114	108	2	3	4	2	782	15	
374	366	129	120	5	7	4	0	1005	16	
351	341	200	192	5	5	3	0	1097	17	
338	319	159	158	2	3	2	1	982	18	
331	323	102	105	6	6	1	0	874	19	
244	242	133	133	3	3	1	0	759	20	
375	366	133	132	2	2	5	1	1016	21	
328	331	105	100	4	6	5	3	882	22	
402	392	141	133	3	3	2	3	1079	23	
372	370	180	175	4	6	4	3	1114	24	
241	244	84	80	1	1	0	1	652	25	
220	216	69	68	6	7	0	1	587	26	
189	181	141	139	2	4	1	0	657	27	
117	125	74	70	3	3	2	2	396	C.B.	
140	33	13942	5538	197	214	101	58	39460	TOTAL DISTRICT NO. 73 (Totalled in Section 6)	
3310	3329	1130	1125	63	62	20	12	9051	WARREN	
2181	2172	668	638	33	32	14	11	5749	CENTER LINE	
8542	8441	3740	3614	101	120	77	35	24670	EAST DETROIT	

STATEMENT OF VOTES, GENERAL ELECTION, TUESDAY, NOVEMBER 3RD, 1970

12 MEMBERS OF THE BOARD OF GOVERNORS OF WAYNE STATE UNIVERSITY

NAMES OF TOWNSHIPS AND ELECTION DISTRICTS MACOMB SECTION 4 50 --- 2073 --- 12	12 MEMBERS OF THE BOARD OF GOVERNORS OF WAYNE STATE UNIVERSITY										TOTALS
	Leon H. Atchison	Max J. Pincus	Raymond E. Hayes	Earl Kennedy	Mary Ganiard	Patrick Tifer	Norma Jean Lodico	John A. Porter	Terry Lindsay	Lowell E. Miller	
DISTRICT NO. 73 7427 CITY OF WARREN											
22	281	258	65	62	7	7	0	0	0	0	690
23	302	302	90	87	5	6	2	0	5	2	791
24	379	378	123	120	4	8	0	0	0	1	1013
25	162	157	51	51	7	8	0	1	2	1	434
26	206	205	71	68	5	6	0	1	7	1	564
33	356	343	142	127	5	7	0	1	1	1	983
34	468	457	132	131	6	8	3	3	1	3	1212
35	302	308	180	178	2	2	2	2	2	1	979
36	272	265	76	76	10	11	1	2	1	0	714
37	290	284	129	126	3	3	1	1	0	0	837
84 C.B.	317	321	89	85	4	6	1	1	1	1	826
5227 CITY OF CENTER LINE											
1	541	531	211	204	14	18	0	0	0	0	1519
2	541	530	156	148	11	11	2	0	6	8	1413
3	504	495	136	139	3	4	0	1	1	2	1285
4	524	510	151	160	6	12	1	2	3	6	1375
C.B.	46	43	23	18	0	0	0	0	0	0	130
5426 CITY OF EAST DETROIT											
1	246	246	74	79	3	1	2	0	1	3	655
2	364	362	167	156	2	4	2	2	3	1	1065
3	292	285	164	153	9	6	2	1	1	3	918
4	271	276	255	242	5	3	2	2	1	2	1059
5	332	323	132	123	5	5	3	1	2	4	936
6	267	252	142	136	6	6	2	1	2	2	816
7	405	408	132	124	6	6	1	1	2	4	1089
8	199	185	94	99	3	6	1	0	0	0	587
9	248	241	104	111	3	3	3	1	0	0	714
10	320	298	88	84	7	5	2	1	1	1	802
11	273	257	81	89	4	1	2	0	1	1	709
12	328	327	165	156	4	6	2	3	1	2	994
13	345	342	203	197	5	4	3	1	2	4	1106
14	469	456	187	193	4	2	2	0	3	5	1320
15	275	261	114	112	3	2	5	2	3	5	780
16	367	363	129	124	6	7	0	0	1	1	998
17	351	332	194	195	5	7	2	1	0	1	1083
18	329	319	159	166	1	1	1	1	1	3	981
19	332	317	107	116	5	6	0	1	0	4	888
20	246	234	126	135	3	4	3	2	1	2	756
21	379	370	132	130	5	4	2	1	4	3	1030
22	334	325	110	98	5	7	1	1	2	1	884
23	382	378	139	149	4	3	2	0	2	1	1060
24	369	368	179	175	7	5	3	1	4	2	1113
25	247	240	77	82	3	4	0	0	0	0	653
26	214	215	67	64	7	6	1	1	0	0	575
27	185	182	135	134	4	2	0	0	1	0	643
C.B.	121	120	65	71	3	3	1	2	1	2	389
TOTAL DISTRICT NO. 73 (Totaled in Section 6)	13981	13673	5538	5473	274	230	63	42	64	82	39360
WARREN	3335	3282	1138	1111	58	72	10	12	14	11	9043
CENTER LINE	2156	2109	677	669	34	45	03	03	10	16	5722
EAST DETROIT	8490	8282	3723	3693	122	113	50	27	40	55	24595

STATEMENT OF VOTES, GENERAL ELECTION, TUESDAY, NOVEMBER 3RD, 1970

COUNTY COMMISSIONER 2 DISTRICT					COUNTY COMMISSIONER 3 DISTRICT					NAMES OF TOWNSHIPS AND ELECTION DISTRICTS
STEPHEN OKROS	ROGER J. HEATH	BARBARA ROSE DZIUBIK	TOTALS	ORBA A. UNDERWOOD	MAX B. HARRIS, JR.	ALEXANDER V. PREDKI	TOTALS			
									MACOMB SECTION 4 50 --- 2073 --- 12	
									DISTRICT NO. 73 7427 CITY OF WARREN	
									22	
									23	
					165	69	6	240	24	
220	68	6	294						25	
381	122	7	510						26	
									33	
									34	
									35	
									36	
									37	
348	81	4	433						84	
									C.B.	
									5227 CITY OF CENTER LINE	
638	201	15	854						1	
616	143	11	770						2	
567	125	4	696						3	
625	157	7	789						4	
54	19	0	73						C.B.	
									5426 CITY OF EAST DETROIT	
									1	
									2	
									3	
									4	
									5	
									6	
									7	
									8	
									9	
									10	
									11	
									12	
									13	
									14	
									15	
									16	
									17	
									18	
									19	
									20	
									21	
									22	
									23	
									24	
									25	
									26	
									27	
									C.B.	
3449	916	054	4419	165	069	06	240		TOTAL DISTRICT NO. 73 (Totaled in Section 6)	
949	271	17	1237	165	69	6	240		WARREN	
2500	645	37	3182						CENTER LINE	

STATEMENT OF VOTES, GENERAL ELECTION, TUESDAY, NOVEMBER 3RD, 1970

NAMES OF TOWNSHIPS AND ELECTION DISTRICTS	COUNTY COMMISSIONER 4 DISTRICT					COUNTY COMMISSIONER 16 DISTRICT			TOTALS
	RONALD L. BONKOWSKI				TOTALS	DONALD G. TARNOWSKI	FRANK DINSDALE	RAY J. CHURILLA	
MACOMB SECTION 4 50 --- 2073 --- 12									
DISTRICT NO. 73 7427 CITY OF WARREN									
22	310				310				
23	342				342				
24	431				431				
25									
26									
33									
34	530				530				
35	378				378				
36	305				305				
37	348				348				
84 C.B.									
5227 CITY OF CENTER LINE									
1									
2									
3									
4									
C.B.									
5426 CITY OF EAST DETROIT									
1									
2									
3									
4									
5						390	103	6	499
6									
7									
8									
9									
10									
11									
12									
13									
14									
15						339	094	1	434
16						418	120	6	544
17						434	165	2	601
18									
19						358	98	5	461
20									
21									
22									
23									
24						466	134	10	610
25									
26						261	47	6	314
27									
C.B.						35	12	2	49
TOTAL DISTRICT NO. 73 (Totaled in Section 6)	2644				2644	2701	773	38	3512
WARREN	2644				2644				
EAST DETROIT						2701	773	38	3512

STATEMENT OF VOTES, GENERAL ELECTION, TUESDAY, NOVEMBER 3RD, 1970

COUNTY COMMISSIONER 17 DISTRICT				COUNTY COMMISSIONER 18 DISTRICT				NAMES OF TOWNSHIPS AND ELECTION DISTRICTS
HERBERT P. MCHENRY			TOTALS	WILLARD D. BACK	PATRICIA J. FLANAGAN	TOTALS		
							MACOMB SECTION 4 50 --- 2073 --- 12	
							DISTRICT NO. 73 7427 CITY OF WARREN	
							22	
							23	
							24	
							25	
							26	
							33	
							34	
							35	
							36	
							37	
							84	
							C.B.	
							5227 CITY OF CENTER LINE	
							1	
							2	
							3	
							4	
							C.B.	
							5426 CITY OF EAST DETROIT	
							1	
							2	
							3	
							4	
							5	
							6	
							7	
304			304				8	
432			432				9	
359			359				10	
359			359				11	
332			332				12	
453			455				13	
316			316	218	86	304	14	
349			349				15	
							16	
							17	
							18	
							19	
							20	
							21	
							22	
							23	
							24	
							25	
							26	
							27	
							C.B.	
							TOTAL DISTRICT NO. 73 (Totaled in Section 6)	
4701			4701	2131	936	3067	EAST DETROIT	

STATEMENT OF VOTES, GENERAL ELECTION, TUESDAY, NOVEMBER 3RD, 1970

NAMES OF TOWNSHIPS AND ELECTION DISTRICTS	COUNTY COMMISSIONER _____ DISTRICT					COUNTY COMMISSIONER _____ DISTRICT					TOTALS
					TOTALS					TOTALS	
MACOMB SECTION 4 50 --- 2073 --- 12											
DISTRICT NO. 73 7427 CITY OF WARREN											
22											
23											
24											
25											
26											
33											
34											
35											
36											
37											
84											
C.B.											
5227 CITY OF CENTER LINE											
1											
2											
3											
4											
C.B.											
5426 CITY OF EAST DETROIT											
1											
2											
3											
4											
5											
6											
7											
8											
9											
10											
11											
12											
13											
14											
15											
16											
17											
18											
19											
20											
21											
22											
23											
24											
25											
26											
27											
C.B.											
TOTAL DISTRICT NO. 73 (Totalled in Section 6)											

STATEMENT OF VOTES, GENERAL ELECTION, TUESDAY, NOVEMBER 3RD, 1970

JUDGE OF THE PROBATE COURT				COMM. COLLEGE TRUSTEE				TOTALS	NAMES OF TOWNSHIPS AND ELECTION DISTRICTS
ROBERT J. CHRZANOWSKI	DONALD J. PARENT		TOTALS	LARRY A. LOUZON	MAX M. THOMPSON		TOTALS		
								MACOMB SECTION 4 50 2073 12	
								DISTRICT NO. 73 7427 CITY OF WARREN	
118	195		313	138	159		297	22	
154	144		298	155	174		329	23	
225	225		450	213	253		466	24	
81	102		183	76	130		206	25	
73	146		219	85	147		232	26	
257	196		453	239	270		509	33	
345	221		566	234	357		606	34	
290	162		452	243	257		495	35	
149	143		292	151	177		328	36	
260	120		380	212	218		430	37	
243	124		367	188	196		384	84 C.B.	
								5227 CITY OF CENTER LINE	
339	426		765	344	424		768	1	
217	329		546	236	368		604	2	
246	352		598	276	327		597	3	
371	277		648	327	357		678	4	
26	42		68	53	53		106	C.B.	
								5426 CITY OF EAST DETROIT	
94	166		260	102	108		210	1	
139	317		456	176	195		371	2	
128	268		396	163	193		356	3	
138	292		430	190	213		403	4	
120	212		332	141	150		291	5	
116	193		309	129	144		273	6	
123	224		347	181	176		357	7	
94	130		224	108	107		216	8	
102	185		287	112	122		234	9	
83	221		304	137	141		278	10	
85	197		282	127	123		250	11	
223	210		433	210	205		415	12	
210	240		458	203	189		392	13	
262	275		537	240	222		462	14	
085	195		280	132	138		270	15	
145	158		303	142	146		288	16	
212	204		416	196	174		370	17	
170	253		423	177	142		319	18	
120	217		337	145	166		311	19	
87	215		302	128	136		264	20	
136	209		345	149	157		306	21	
130	231		361	167	164		331	22	
253	297		550	238	235		473	23	
199	190		389	183	193		376	24	
140	165		305	145	137		282	25	
71	157		222	101	109		210	26	
128	132		266	113	109		222	27	
82	138		220	173	187	2	362	C.B.	
7269	9089		16358	7597	8322	2	15921	TOTAL DISTRICT NO. 73 (Totalled in Section 6)	
2195	1778		3973	1954	2328		4282	WARREN	
1199	1426		2625	1235	1518		2753	CENTER LINE	
3875	5885		9760	4408	4476		8884	EAST DETROIT	

STATEMENT OF VOTES, GENERAL ELECTION, TUESDAY, NOVEMBER 3RD, 1970

37 DIST. JUDGE

NAMES OF TOWNSHIPS AND ELECTION DISTRICTS MACOMB SECTION 4 50 --- 2073 --- 12	VERNE C. BOENE	ROY N. GRUENBURG	DAVID WALSH	PAUL L. VELLA	TOTALS		TOTALS
DISTRICT NO. 73 7427 CITY OF WARREN							
22	143	239	92	53	527		
23	159	223	85	48	515		
24	247	317	113	87	759		
25	122	126	40	48	336		
26	143	185	40	29	397		
33	259	323	100	85	767		
34	338	381	109	126	954		
35	293	324	108	85	810		
36	196	227	53	52	530		
37	194	258	123	76	652		
84	213	279	64	75	631		
C.B.							
5227 CITY OF CENTER LINE							
1	388	525	166	172	1251		
2	308	386	123	88	905		
3	304	403	117	105	929		
4	338	458	111	133	1040		
C.B.	46	48	8	9	111		
5426 CITY OF EAST DETROIT							
1							
2							
3							
4							
5							
6							
7							
8							
9							
10							
11							
12							
13							
14							
15							
16							
17							
18							
19							
20							
21							
22							
23							
24							
25							
26							
27							
C.B.							
TOTAL DISTRICT NO. 73 (Totaled in Section 6)	3691	4702	1454	1266	01	11114	
WARREN	2307	2882	929	759	01	6878	
CENTER LINE	1384	1820	525	507		4236	

STATEMENT OF VOTES, GENERAL ELECTION, TUESDAY, NOVEMBER 3RD, 1970

18 - PROPOSALS

PROPOSAL A PROPOSAL TO AUTHORIZE BONDS FOR LOW INCOME HOUSING			PROPOSAL B PROPOSAL TO CHANGE THE MINIMUM VOTING AGE TO 18 YEARS			PROPOSAL C PROPOSED CONSTITUTIONAL AMENDMENT TO PROHIBIT PUBLIC AID TO NON-PUBLIC SCHOOLS AND STUDENTS			STATE PROPOSAL D			NAMES OF TOWNSHIPS AND ELECTION DISTRICTS
YES	NO	TOTAL	YES	NO	TOTAL	YES	NO	TOTAL	YES	NO	TOTAL	
												MACOMB SECTION 4 50 --- 2073 --- 12
												DISTRICT NO. 73 7427 CITY OF WARREN
138	230	368	143	236	379	215	197	412				22
135	254	399	169	250	419	224	216	440				23
184	332	516	199	338	537	284	296	580				24
63	164	227	85	151	236	156	105	261				25
110	173	283	117	187	304	196	120	316				26
188	320	508	186	330	516	209	340	549				33
206	425	631	223	427	650	314	357	671				34
159	354	513	180	357	537	293	273	566				35
122	239	361	128	252	380	219	186	405				36
133	286	419	130	318	448	188	282	470				37
149	284	433	136	306	442	191	289	480				84 C.B.
												5227 CITY OF CENTER LINE
327	460	787	264	572	836	275	606	881				1
292	353	645	249	450	699	350	407	757				2
240	379	619	246	411	657	293	437	730				3
265	451	716	242	523	765	230	550	810				4 C.B.
35	38	73	24	51	75	15	60	75				
												5426 CITY OF EAST DETROIT
148	196	344	112	240	352	166	221	387				1
208	332	540	179	407	586	326	304	630				2
181	301	482	182	334	516	295	237	532				3
188	370	558	171	415	586	279	321	600				4
176	184	360	175	311	486	242	296	538				5
148	270	418	160	288	448	242	225	467				6
223	334	557	235	348	583	273	334	607				7
117	191	308	114	212	326	141	214	355				8
128	234	362	110	285	395	119	302	421				9
159	253	412	153	278	431	200	245	445				10
152	215	367	152	236	388	194	209	403				11
182	319	501	181	353	534	208	347	555				12
193	411	604	191	469	660	162	519	681				13
247	407	654	212	483	695	259	497	756				14
150	222	372	154	248	402	195	234	429				15
194	310	504	181	344	525	233	324	557				16
215	372	587	181	446	627	264	402	666				17
191	324	515	182	367	549	241	366	607				18
159	270	429	159	302	461	261	222	483				19
135	241	376	137	277	414	208	231	439				20
198	319	517	214	337	551	251	334	585				21
163	246	409	182	257	439	235	213	468				22
209	343	552	206	381	587	136	483	619				23
206	380	586	211	409	620	256	386	642				24
130	201	331	119	244	363	123	248	371				25
90	206	296	105	209	309	182	145	327				26
120	235	355	118	256	374	147	240	387				27
102	127	229	90	141	231	70	160	230				C.B.
												TOTAL DISTRICT NO. 73 (Totalled in Section 6)
145	125	270	128	140	268	95	130	225				
1587	3071	4658	1696	3152	4848	2489	2161	5150				WARREN
1159	1681	2840	1025	2007	3032	1153	2090	3243				CENTER LINE
1712	1813	3525	4566	8872	13438	5928	8259	14187				EAST DETROIT

DIST. 74

CANVASS OF VOTES CAST

— AT THE —

GENERAL ELECTION

— HELD ON —

Tuesday, the 3rd day of November, A. D. 1970

AND CANVASSED BY THE BOARD OF COUNTY CANVASSERS

of MACOMB County, Michigan

THE "KAZOO" CANVASS BOOK AND LOOSE LEAF
ELECTION RECORD, COMBINED

By the use of this Canvass Book much time and labor is saved. It completely covers the canvass of the Election Returns by the Board of County Canvassers, and when signed by the members of said Board and County Clerk makes a perfect Election Record.

MANUFACTURED BY

DOUBLEDAY BROS. & CO.

ELECTION SUPPLY MANUFACTURERS
STATIONERS AND PRINTERS

1919 East Kilgore Road

KALAMAZOO, MICHIGAN

STATEMENT OF VOTES, GENERAL ELECTION, TUESDAY, NOVEMBER 3RD, 1970

02 GOVERNOR and LIEUTENANT GOVERNOR

NAMES OF TOWNSHIPS AND ELECTION DISTRICTS	02 GOVERNOR and LIEUTENANT GOVERNOR							TOTALS
	Sander Levin Edward H. McNamara	William G. Milliken James H. Brickley	James L. McCormick Robert E. Caulley	George Bouse Evelyn Kirsch	James C. Horvath W. Clifford Bentley	ZALTON FERENCY		
MACOMB SECTION 5 506820742612								
DISTRICT NO. 74								
Lake 66	009	055	000	000	000			064
CITY OF ST. CLAIR SHORES								
1 762	204	539	007	000	001			751
2 1012	434	539	008	003	002	01		987
3 1078	430	617	007	002	000			1056
4 737	303	407	007	000	001			718
5 886	475	379	010	000	001			865
6 1119	546	538	013	001	000			1098
7 931	535	357	009	001	000			902
8 784	356	396	006	000	000			758
9 795	458	307	004	001	003			773
10 782	413	339	004	001	000			757
11 680	368	283	003	000	001			655
12 864	300	528	007	000	003			838
13 893	453	408	007	000	000			868
14 1016	495	471	009	000	000			975
15 883	382	459	006	000	000			841
16 809	418	367	004	000	000			789
17 483	200	264	003	001	000			468
18 1014	400	574	009	001	000			984
20 706	382	294	005	001	000			682
22 752	317	397	006	001	000			721
23 699	350	324	006	001	000			681
24 814	324	460	005	000	000			789
25 1109	584	483	016	001	001			1085
26 817	421	365	006	000	001			793
27 969	472	457	012	000	001			942
28 1051	556	455	007	002	000			1020
29 981	502	451	006	001	001			961
30 970	541	400	009	000	001			951
33 231	124	091	002	002	000			219
34 778	226	535	004	001	001			767
35 526	223	284	000	000	001			508
C.B. 36 263	087	163	003	000	000			253
C.B. 37 322	120	184	005	000	001			310
26516								
TOTAL DISTRICT NO. 74 (Totaled in Section 6)	12,408	13,170	215	021	020	01		25,835

STATEMENT OF VOTES, GENERAL ELECTION, TUESDAY, NOVEMBER 3RD, 1970

03 SECRETARY OF STATE						04 ATTORNEY GENERAL						NAMES OF TOWNSHIPS AND ELECTION DISTRICTS
Richard H. Austin	Emil Lockwood	Robert E. Miles	John Hawkins	Frank Troha	TOTALS	Frank J. Kelley	William S. Farr Jr.	Ronald Reosti	John Zywicki	EUGENE MAY	TOTALS	
009	053	000	000	000	062	012	052	000	000		064	MACOMB SECTION 5 506820742612
												DISTRICT NO. 74
												Lake
												CITY OF ST. CLAIR SHORES
304	383	002	000	001	690	376	309	001	001		687	1
546	356	006	000	001	909	672	214	001	003		890	2
549	422	006	002	000	979	655	318	002	001		976	3
379	263	002	000	001	645	474	171	000	002		647	4
535	259	006	002	001	803	630	156	000	001		787	5
624	350	008	002	000	984	780	205	000	002		987	6
547	274	006	002	001	830	659	167	001	002		829	7
425	242	004	000	002	673	512	160	003	001		676	8
473	220	004	002	001	700	550	151	002	001		704	9
453	244	005	001	000	703	553	152	002	001		708	10
392	208	002	001	000	603	458	147	001	001		607	11
347	404	009	000	002	762	426	323	003	007		759	12
504	288	010	002	000	804	657	165	002	002		826	13
575	321	005	000	000	901	714	210	000	000		924	14
455	315	007	000	001	778	545	223	001	002		771	15
446	265	004	000	000	715	559	147	000	002		708	16
248	184	005	000	000	437	318	112	001	000	01	432	17
455	435	007	001	000	898	544	341	002	001		888	18
402	221	007	001	000	631	466	161	001	001		629	20
403	236	007	003	000	649	472	171	002	003		648	22
386	230	004	001	002	623	482	147	004	002		635	23
416	307	005	001	000	729	529	201	000	004		734	24
637	355	008	001	000	1001	746	242	004	002		994	25
448	277	003	002	002	732	561	176	000	002		739	26
573	292	006	001	001	873	683	196	001	005		885	27
633	298	007	001	000	939	750	202	001	001		954	28
591	298	005	001	002	897	680	211	001	003		895	29
575	293	009	001	001	879	696	186	001	001		884	30
150	043	002	002	000	197	162	030	001	000		193	33
363	353	001	000	001	718	392	314	004	001		711	34
275	191	001	000	000	467	342	122	000	001		465	35
123	121	001	000	000	245	146	101	000	000		247	36 C.B.
155	142	003	000	001	301	179	125	000	001		305	37 C.B.
												TOTAL DISTRICT NO. 74
4,396	9,143	167	030	021	23,757	17,380	6,308	042	057	01	23,788	(Totaled in Section 6)

STATEMENT OF VOTES, GENERAL ELECTION, TUESDAY, NOVEMBER 3RD, 1970

NAMES OF TOWNSHIPS AND ELECTION DISTRICTS		05 UNITED STATES SENATOR					06 REPRES'T'VE IN CONGRESS 12 DIST.				
		Philip A. Hart	Lenore Romney	Paul A. Lodico	James Sim	Robert Huber	TOTALS	JAMES G. O'HARA	PATRICK DRISCOLL	MILTON E. DESCHAMPE	TOTALS
MACOMB SECTION 5 506820742612											
DISTRICT NO. 74											
Lake		012	052	000	000		064	009	053	000	062
CITY OF ST. CLAIR SHORES											
1		368	343	001	002		714	347	317	001	665
2		709	235	001	000		945	658	209	004	871
3		705	300	002	002		1009	642	318	005	965
4		494	188	002	001		685	466	171	003	640
5		659	168	000	001		828	618	154	004	776
6		807	232	001	003		1043	739	218	008	965
7		655	203	000	000	02	860	649	172	003	824
8		534	183	003	001	01	722	508	155	004	667
9		578	163	002	001		744	569	135	003	707
10		559	182	001	000		742	555	148	001	704
11		486	151	000	000		637	465	129	003	600
12		459	327	002	003		791	412	314	007	733
13		658	167	001	004		830	661	153	006	820
14		713	242	001	000		956	700	205	003	908
15		562	249	001	001		813	527	225	003	755
16		574	171	000	000		745	556	142	006	704
17		324	132	000	000		456	317	112	000	429
18		569	364	001	000		934	539	336	009	884
20		481	171	001	000		653	472	161	003	636
22		486	201	000	002		689	471	175	004	650
23		491	165	001	000		657	474	143	008	625
24		530	220	001	000		751	520	197	002	719
25		777	263	001	000		1041	762	223	009	994
26		559	196	000	003		758	564	169	002	735
27		684	228	000	001	01	914	674	196	004	874
28		769	222	001	001		993	743	185	005	933
29		669	256	002	003	01	931	661	219	004	884
30		713	194	000	000		907	705	180	007	892
33		182	028	001	000		211	167	022	000	189
34		416	309	001	003		729	370	306	002	678
35		350	148	000	000		498	327	126	001	454
C.B.	36	159	090	000	000		249	152	094	001	247
C.B.	37	180	126	000	002		308	173	124	002	299
TOTAL DISTRICT NO. 74											
(Totaled in Section 6)		17,871	6,869	028	034	05	24,807	17,175	6,186	127	23,488

STATEMENT OF VOTES, GENERAL ELECTION, TUESDAY, NOVEMBER 3RD, 1970

06 REPRESENT'VE IN CONGRESS DIST.

06 REPRESENT'VE IN CONGRESS DIST.

NAMES OF TOWNSHIPS AND ELECTION DISTRICTS

MACOMB SECTION 5 506820742612

DISTRICT NO. 74 Lake

CITY OF ST. CLAIR SHORES

1

2

3

4

5

6

7

8

9

10

11

12

13

14

15

16

17

18

20

22

23

24

25

26

27

28

29

30

33

34

35

C.B.

C.B.

TOTAL DISTRICT NO. 74

(Totaled in Section 6)

TOTALS

TOTALS

STATEMENT OF VOTES, GENERAL ELECTION, TUESDAY, NOVEMBER 3RD, 1970

NAMES OF TOWNSHIPS AND ELECTION DISTRICTS	07 STATE SENATOR 26 DIST.					07 STATE SENATOR _____ DIST.				
	JOHN T. BOWMAN	WALTER P. HALLMAN	JAMES R. ROBSON	BOWMAN	ROBERT HUBER	TOTALS				TOTALS
MACOMB SECTION 5 506820742612										
DISTRICT NO. 74										
Lake	007	053				060				
CITY OF ST. CLAIR SHORES										
1	281	345				626				
2	587	237				824				
3	576	340				916				
4	409	182				591				
5	551	181				732				
6	678	239				917				
7	598	189				787				
8	455	166				621				
9	578	152				730				
10	515	148				663				
11	427	138				565				
12	375	333				708				
13	607	176				783				
14	649	210				859				
15	474	243				717				
16	530	153				683				
17	286	122				408				
18	476	363				839				
20	433	172				605				
22	410	189				599				
23	441	156				597				
24	466	210				676				
25	703	247				950				
26	531	180				711				
27	611	217				828				
28	706	199				905				
29	626	224				850				
30	649	188	01	01	01	840				
33	141	040				181				
34	298	328				626				
35	299	137				436				
C.B. 36	134	097				231				
C.B. 37	160	127			01	288				
TOTAL DISTRICT NO. 74 (Totaled in Section 6)	15,607	6,681	01	01	02	22,292				

STATEMENT OF VOTES, GENERAL ELECTION, TUESDAY, NOVEMBER 3RD, 1970

08 REPRESENTATIVE IN STATE LEGIS. 74 DIST.				08 REPRESENTATIVE IN STATE LEGIS. DIST.				NAMES OF TOWNSHIPS AND ELECTION DISTRICTS
JOSEPH M. SNYDER	JAMES R. ROBSON	PAUL D'DHONMERT	TOTALS				TOTALS	
010			010					DISTRICT NO. 74 Lake
338			338					CITY OF ST. CLAIR SHORES
697			697					1
650			650					2
492			492					3
610			610					4
748			748					5
656			656					6
514			514					7
576			576					8
551			551					9
474			474					10
400			400					11
638			638					12
688			688					13
540			540					14
549			549					15
321			321					16
522			522					17
441			441					18
468			468					20
482			482					22
518			518					23
753			753					24
552			552					25
652			652					26
733			733					27
679			679					28
680	01		681					29
154			154					30
342			342					33
326			326					34
169		01	170					35
133			133					C.B. 36
								C.B. 37
17056	01	01	17058					TOTAL DISTRICT NO. 74 (Totaled in Section 6)

STATEMENT OF VOTES, GENERAL ELECTION, TUESDAY, NOVEMBER 3RD, 1970

	08 REPRESENT'VE IN STATE LEGIS. DIST.					08 REPRESENT'VE IN STATE LEGIS. DIST.					
NAMES OF TOWNSHIPS AND ELECTION DISTRICTS MACOMB SECTION 5 506820742612					TOTALS					TOTALS	
DISTRICT NO. 74 Lake											
CITY OF ST. CLAIR SHORES											
1											
2											
3											
4											
5											
6											
7											
8											
9											
10											
11											
12											
13											
14											
15											
16											
17											
18											
20											
22											
23											
24											
25											
26											
27											
28											
29											
30											
33											
34											
35											
C.B.											
C.B.											
TOTAL DISTRICT NO. 74 (Totaled in Section 6)											

STATEMENT OF VOTES, GENERAL ELECTION, TUESDAY, NOVEMBER 3RD, 1970

09 MEMBERS OF THE STATE BOARD OF EDUCATION

09 MEMBERS OF THE STATE BOARD OF EDUCATION							NAMES OF TOWNSHIPS AND ELECTION DISTRICTS	
Thomas J. Brennan	Annetta Miller	R. Robert Geake	David Robinson II	Peter Goonis	David Lindsey	TOTALS		
009	006	052	052	000	000	119	MACOMB SECTION 5 506820742612	
							DISTRICT NO. 74	
							Lake	
							CITY OF ST. CLAIR SHORES	
297	224	348	363	003	002	1237	1	
589	448	268	254	001	001	1561	2	
567	468	389	367	001	001	1793	3	
386	329	191	194	001	001	1102	4	
536	462	188	197	001	002	1386	5	
667	557	249	260	001	002	1730	6	
590	504	201	204	002	001	1502	7	
449	358	196	186	003	002	1194	8	
502	464	153	160	001	003	1283	9	
483	418	190	195	001	000	1287	10	
410	372	158	166	001	000	1107	11	
331	284	356	352	004	004	1331	12	
586	480	202	205	001	004	1478	13	
634	513	229	241	000	002	1619	14	
460	394	257	272	000	000	1383	15	
497	422	184	194	002	001	1300	16	
265	213	145	149	000	000	772	17	
453	391	377	384	000	004	1609	18	
413	369	180	191	000	002	1155	20	
399	324	194	189	002	003	1111	22	
432	360	167	167	000	000	1126	23	
458	372	232	230	001	000	1293	24	
673	591	268	291	001	001	1825	25	
502	440	195	198	001	001	1337	26	
583	511	235	251	005	004	1589	27	
667	583	231	247	000	000	1728	28	
608	509	257	270	001	001	1646	29	
642	545	219	211	001	001	1619	30	
138	119	038	045	000	000	340	33	
311	249	327	351	001	002	1241	34	
281	245	141	153	000	002	822	35	
135	099	103	110	000	000	447	36 C.B.	
161	130	134	143	001	001	570	37 C.B.	
							TOTAL DISTRICT NO. 74	
							(Totaled in Section 6)	
15,114	12,747	7,254	7,442	037	048	42,642		

STATEMENT OF VOTES, GENERAL ELECTION, TUESDAY, NOVEMBER 3RD, 1970

NAMES OF TOWNSHIPS AND ELECTION DISTRICTS		10 REGENTS OF THE UNIVERSITY OF MICHIGAN										TOTALS
		Paul Brown	James L. Waters	Paul G. Goebel Jr.	Jack H. Shuler	George Kindred	Tom Staffin	P. Thomas Vernier	Marcia Wisch	Vito J. Delisi	William Walbridge	
DISTRICT NO. 74												
Lake		007	006	050	053	000	000	000	000	000	000	116
CITY OF ST. CLAIR SHORES												
1		234	219	369	370	003	002	002	000	002	003	1204
2		478	454	291	289	005	007	000	001	005	001	1531
3		486	450	394	400	004	006	001	003	003	000	1748
4		329	317	219	216	002	001	003	001	003	001	1092
5		479	458	201	204	004	006	001	000	001	001	1355
6		566	544	284	276	011	006	001	001	004	000	1693
7		528	496	210	213	003	003	003	001	005	002	1464
8		381	350	207	204	004	004	001	001	001	000	1153
9		481	460	156	157	003	004	003	001	002	001	1268
10		432	410	203	199	004	003	002	002	001	000	1256
11		377	366	162	164	001	000	000	000	000	000	1070
12		285	273	373	361	010	010	003	000	003	004	1322
13		507	479	209	230	007	007	001	001	003	001	1445
14		533	500	259	261	008	007	002	000	002	000	1572
15		396	375	281	267	005	007	002	002	001	000	1336
16		447	426	186	196	007	006	001	001	002	003	1275
17		220	206	164	157	000	000	001	001	000	000	749
18		399	382	391	393	007	008	001	004	002	000	1587
20		365	366	191	189	003	003	003	002	000	002	1124
22		331	305	209	210	007	006	005	002	002	002	1079
23		369	341	179	185	005	004	000	000	002	000	1085
24		381	343	256	259	004	003	001	000	001	000	1248
25		595	575	274	289	008	008	004	003	000	001	1757
26		431	426	212	216	001	000	000	000	001	001	1288
27		524	501	243	260	005	004	003	001	004	004	1549
28		603	574	244	255	008	007	002	001	002	001	1697
29		539	498	267	268	009	007	001	003	001	001	1594
30		574	550	232	222	007	008	001	001	002	000	1597
33		119	117	043	042	002	001	001	001	000	000	326
34		250	232	358	360	000	000	002	002	001	001	1206
35		248	244	153	157	004	003	000	000	001	000	810
C.B. 36		100	096	124	110	003	003	000	000	000	000	436
C.B. 37		123	117	151	144	002	001	000	000	001	001	540
TOTAL DISTRICT NO. 74 (Totaled in Section 6)		13,117	12,456	7745	7776	156	145	051	036	058	031	41,577

STATEMENT OF VOTES, GENERAL ELECTION, TUESDAY, NOVEMBER 3RD, 1970

11 MEMBERS OF THE BOARD OF TRUSTEES OF MICHIGAN STATE UNIVERSITY											TOTALS	NAMES OF TOWNSHIPS AND ELECTION DISTRICTS
Patricia M. Carrigan	Don Stevens	David D. Diehl	Richard D. Ernst	Louise May	Carol Smith	Kenneth Kelly	Matthew Kovach					
006	006	053	052	000	000	000	000				117	DISTRICT NO. 74 Lake
225	219	376	371	002	003	004	001				1201	CITY OF ST. CLAIR SHORES 1
470	459	288	278	005	005	002	002				1509	2
482	455	388	397	004	006	001	001				1734	3
325	313	229	213	004	004	004	003				1095	4
471	464	206	204	005	007	004	002				1363	5
579	543	284	279	006	005	003	004				1703	6
509	503	214	213	006	007	003	003				1458	7
364	352	211	209	007	005	003	001				1152	8
460	471	164	158	003	003	002	002				1263	9
416	422	206	194	005	003	002	000				1248	10
371	365	174	164	000	002	003	000				1079	11
282	273	380	365	010	010	003	004				1327	12
496	495	224	211	006	006	002	002				1442	13
524	508	270	254	011	009	001	000				1577	14
379	379	282	285	004	007	005	002				1343	15
448	438	192	187	003	006	003	002				1279	16
211	210	161	157	003	000	000	000				742	17
379	374	330	398	006	010	000	010				1507	18
357	357	196	205	002	003	002	002				1124	20
319	308	214	207	006	006	004	004				1068	22
366	347	185	170	002	003	002	000				1075	23
363	363	265	257	005	003	003	001				1260	24
587	569	292	279	007	009	002	000				1745	25
432	419	215	217	002	003	003	001				1292	26
513	499	255	262	005	005	004	003				1546	27
583	572	258	253	008	008	000	001				1683	28
530	526	290	251	006	004	001	001				1609	29
555	556	242	229	010	008	001	002				1603	30
119	113	040	039	001	001	001	000				314	33
254	230	363	350	000	001	001	002				1201	34
242	229	171	165	002	003	002	001				915	35
094	103	120	113	003	003	000	000				436	36 C.B.
121	122	156	139	002	001	001	001				543	37 C.B.
12832	12562	7894	7725	151	159	072	058				41453	TOTAL DISTRICT NO. 74 (Totaled in Section 6)

STATEMENT OF VOTES, GENERAL ELECTION, TUESDAY, NOVEMBER 3RD, 1970

NAMES OF TOWNSHIPS AND ELECTION DISTRICTS		12 MEMBERS OF THE BOARD OF GOVERNORS OF WAYNE STATE UNIVERSITY										TOTALS
		Leon H. Atchison	Max J. Pincus	Raymond E. Hayes	Earl Kennedy	Mary Ganiard ✓	Patrick Tifer	Norma Jean Lodico	John A. Porter	Terry Lindsay	Lowell E. Miller	
MACOMB SECTION 5 506820742612												
DISTRICT NO. 74												
Lake		006	007	053	051	000	000	000	000	000	000	117
CITY OF ST. CLAIR SHORES												
1		224	224	373	376	003	002	002	001	002	002	1209
2		461	441	295	288	007	005	003	003	001	003	1507
3		451	454	396	386	004	006	003	002	003	002	1707
4		326	310	215	212	004	005	002	001	002	002	1079
5		465	453	207	205	006	005	000	000	002	001	1344
6		544	524	292	282	007	008	004	002	002	005	1670
7		498	510	211	191	008	006	005	001	005	002	1437
8		364	362	202	192	007	007	003	001	000	001	1139
9		467	457	160	159	003	002	001	003	003	003	1258
10		419	408	203	193	003	003	002	001	001	001	1234
11		366	362	169	167	001	001	000	001	003	001	1071
12		277	286	370	358	008	009	001	000	006	003	1318
13		491	484	212	219	010	009	000	001	002	000	1428
14		514	507	255	255	009	008	001	000	001	002	1552
15		383	373	283	271	008	005	002	003	000	000	1328
16		424	421	208	187	008	008	003	001	001	002	1263
17		205	215	150	153	003	002	001	000	000	000	729
18		378	394	395	380	006	008	002	005	001	000	1569
20		362	354	202	197	003	003	000	000	002	001	1124
22		313	318	214	201	007	006	002	002	001	002	1066
23		358	339	177	175	002	004	003	000	003	002	1063
24		362	357	261	256	005	004	000	000	001	001	1247
25		577	559	294	289	005	008	004	003	003	003	1745
26		424	421	224	206	001	002	001	001	001	002	1283
27		495	502	259	286	008	004	000	000	004	006	1564
28		582	558	257	244	009	007	004	002	000	002	1665
29		527	503	277	265	006	007	001	000	003	002	1591
30		566	538	244	228	007	010	000	001	000	000	1594
33		114	116	043	040	002	003	001	001	001	001	322
34		227	240	363	353	001	000	003	002	003	001	1193
35		235	236	166	151	003	002	000	001	002	001	797
C.B. 36		099	096	118	108	003	003	000	000	000	000	427
C.B. 37		120	127	148	139	002	001	000	000	001	001	539
TOTAL DISTRICT NO. 74 (Totaled in Section 6)		12624	12456	7896	7663	169	163	054	039	060	055	4119

STATEMENT OF VOTES, GENERAL ELECTION, TUESDAY, NOVEMBER 3RD, 1970

COUNTY COMMISSIONER 18 DISTRICT				COUNTY COMMISSIONER 19 DISTRICT				NAMES OF TOWNSHIPS AND ELECTION DISTRICTS	
WILLARD D. BACK	PATRICIA J. FLANAGAN		TOTALS	MATHEW J. GABERTY	CAROLE J. DUNCAN		TOTALS		
				006	054		60	Lake	
				271	386		657	CITY OF ST. CLAIR SHORES	
				604	258		862	1	
				600	358		958	2	
361	234		595					3	
563	189		752					4	
629	317		946					5	
600	197		797					6	
				484	184		668	7	
				528	175		703	8	
				534	164		698	9	
				463	152		615	10	
				348	380		729	11	
								12	
								13	
				676	213		889	14	
				496	263		759	15	
								16	
								17	
								18	
								20	
								22	
								23	
								24	
								25	
								26	
								27	
								28	
								29	
								30	
								33	
				301	356		657	34	
				327	114		441	35	
023	014		37	071	059		130	36 C.B.	
026	012		38	043	051		94	37 C.B.	
2202	963		3165	5752	3167		8919	TOTAL DISTRICT NO. 74	
								(Totaled in Section 6)	

STATEMENT OF VOTES, GENERAL ELECTION, TUESDAY, NOVEMBER 3RD, 1970

NAMES OF TOWNSHIPS AND ELECTION DISTRICTS	COUNTY COMMISSIONER 20 DISTRICT					COUNTY COMMISSIONER 21 DISTRICT				
	THOMAS L. TOMLINSON	CHARLOTTE ZURAW	PAUL DUNNING		TOTALS	PATRICK J. JOHNSON	LEON C. STEPHENS			TOTALS
MACOMB SECTION 5 506820742612										
DISTRICT NO. 74 Lake										
CITY OF ST. CLAIR SHORES										
1										
2										
3										
4										
5										
6										
7										
8										
9										
10										
11										
12										
13	614	172			786					
14										
15										
16	531	152			683					
17	316	114			430					
18	560	322			882					
20	434	167	001		602					
22	451	158			609					
23	486	134			620					
24						474	239			713
25						707	252			959
26						508	210			718
27						632	252			884
28						703	229			932
29						632	243			875
30						647	225			872
33						132	043			175
34										
35										
C.B. 36	024	009			033	022	019			41
C.B. 37	051	025			076	023	022			45
TOTAL DISTRICT NO. 74 (Totaled in Section 6)	3467	1253	01		4721	4480	1734			6214

STATEMENT OF VOTES, GENERAL ELECTION, TUESDAY, NOVEMBER 3RD, 1970

13 JUSTICES OF THE SUPREME COURT

13 JUSTICES OF THE SUPREME COURT					TOTALS		NAMES OF TOWNSHIPS AND ELECTION DISTRICTS
John B. Swainson	G. Mennen Williams	John R. Deftmers	Edward S. Piggins				
019	013	035	048			115	MACOMB SECTION 5 506820742612
							DISTRICT NO. 74
							Lake
							CITY OF ST. CLAIR SHORES
261	188	208	333			990	1
426	292	152	347			1217	2
472	324	257	418			1471	3
351	226	156	300			1033	4
380	319	137	282			1118	5
476	367	174	362			1379	6
498	432	165	325			1420	7
359	318	149	255			1081	8
309	252	096	157			814	9
350	269	125	225			969	10
365	286	100	204			955	11
316	227	227	380			1150	12
467	354	171	296			1288	13
489	359	160	302			1310	14
446	310	176	334			1266	15
392	304	130	253			1079	16
199	144	105	173			621	17
366	276	292	424			1358	18
337	243	135	235			950	20
385	265	141	264			1055	22
342	251	140	224			957	23
340	241	175	280			1036	24
483	359	182	301			1325	25
420	317	162	283			1182	26
477	356	184	351			1368	27
477	340	154	309			1280	28
528	351	192	382			1453	29
520	426	160	304			1410	30
111	093	044	067			315	33
288	177	222	387			1074	34
195	163	094	171			623	35
144	100	109	134			487	C.B.
166	120	121	175			582	C.B.
							TOTAL DISTRICT NO. 74
							(Totaled in Section 6)
12154	9062	5230	9285			35731	

STATEMENT OF VOTES, GENERAL ELECTION, TUESDAY, NOVEMBER 3RD, 1970

		14 JUDGE OF THE COURT OF APPEALS					15 JUDGE OF THE CIRCUIT COURT				
NAMES OF TOWNSHIPS AND ELECTION DISTRICTS		LOUIS D. MCGREGOR		TO FILL VACANCY		ROBERT J. DANHOF		DONALD R. FREEMAN		TOTALS	
MACOMB SECTION 5 506820742612										TOTALS	
DISTRICT NO. 74		044	044	036	014	050	045				045
Lake											
CITY OF ST. CLAIR SHORES											
1		313	313	236	143	379	312				312
2		392	392	239	214	453	403				403
3		492	492	291	240	531	489				489
4		307	307	178	191	369	332				332
5		298	298	177	197	374	335				335
6		441	441	269	231	500	440				440
7		295	295	218	270	488	437				437
8		318	318	207	155	362	333				333
9		208	208	119	162	281	223				223
10		304	304	154	200	354	326				326
11		277	277	156	182	338	302				302
12		304	304	215	188	403	327				327
13		454	454	235	285	520	458				458
14		372	372	204	257	461	398				398
15		379	379	227	212	439	392				392
16		317	317	174	229	403	344				344
17		189	189	113	117	230	189				189
18		417	417	275	224	499	434				434
20		288	288	199	174	373	311				311
22		293	293	174	176	350	311				311
23		288	288	185	153	338	301				301
24		336	336	182	196	378	336				336
25		367	367	210	255	465	398				398
26		345	345	203	251	454	385				385
27		448	448	297	230	527	459				459
28		394	394	224	262	486	426				426
29		461	461	273	303	576	497				497
30		449	449	261	261	522	453				453
33		083	083	048	047	095	082				082
34		323	323	251	134	385	329				329
35		186	186	111	105	216	199				199
C.B. 36		183	183	134	071	205	207				207
C.B. 37		210	210	154	085	239	229				229
TOTAL DISTRICT NO. 74 (Totaled in Section 6)		10775	10775	6629	6414	13043	11442				11442

STATEMENT OF VOTES, GENERAL ELECTION, TUESDAY, NOVEMBER 3RD, 1970

NAMES OF TOWNSHIPS AND ELECTION DISTRICTS	07 STATE SENATOR 26 DIST.				07 STATE SENATOR 27 DIST.			
	JOHN T. BOWMAN	WALTER P. HALLMAN	SCATTERED	TOTALS	JAMES D. GRAY	RONALD McDOWELL	SCATTERED	TOTALS
MACOMB SECTION 6 50 --- 075 --- 12								
DISTRICT NO. 75								
06226 Chesterfield-1	329	133		462				
2	368	137		505				
3	315	91		406				
4	284	126		410				
C.B.	96	32		128				
10226 Harrison-1	355	219		573				
2	344	142		486				
3	376	219		594				
4	423	179		601				
5	315	138		453				
6	374	189		563				
7	353	207		560				
C.B.	115	67		182				
14227 Lenox-1					195	166		361
2					402	164		566
20227 Richmond-1					263	258		521
60227 CITY OF MOUNT CLEMENS								
1					376	64		440
2					266	389		655
3					246	230		476
4					154	112		266
5					224	27		251
6					306	168		474
7					235	214		449
8					225	166		391
9					385	296		681
10					150	192		342
C.B.					71	116		187
58127 CITY OF MEMPHIS					105	70		175
62226 CITY OF NEW BALTIMORE								
2	261	152		413				
3	258	110		368				
64227 CITY OF RICHMOND								
1					149	256		405
2					183	149		332
TOTAL DISTRICT NO 75	4566	2138		6704	3985	3037		7022
TOTAL DISTRICT NO. 74	15607	6681	04	22292				
TOTAL DISTRICT NO. 73	10543	2893		13436	6293	1694		7987
TOTAL DISTRICT NO. 72	15926	4162	02	20090	9817	3590		13407
TOTAL DISTRICT NO. 71					25563	14826	01	40390
TOTAL DISTRICT NO. 70					23248	6960	03	30211
GRAND TOTAL	41694	15874	06	57574	58905	30101	04	89010

STATEMENT OF VOTES, GENERAL ELECTION, TUESDAY, NOVEMBER 3RD, 1970

JUDGE OF THE PROBATE COURT				COMM. COLLEGE TRUSTEES										NAMES OF TOWNSHIPS AND ELECTION DISTRICTS		
ROBERT J. CHRZANOWSKI	DONALD J. PARENT	A. E. NEWMAN	TOTALS	LARRY A. LOUZON	MAX M. THOMPSON	CHARLES H. EARL	FRANCIS RINKE	TONY BAN	MARY DEMIK	BEVERLY WILSON	WALTER MOORE	EMIL KISH	LOUIS NASAGAKI		WALTER NORGE	TOTALS
008	045		053	042	041	0101									85	DISTRICT NO. 74
																Lake
																CITY OF ST. CLAIR SHORES
198	258		456	221	262										483	1
300	296		596	274	302										576	2
305	369		674	340	382										722	3
213	269		482	210	230										440	4
317	231		548	211	249										460	5
348	315		663	316	340										656	6
395	283		678	246	342										588	7
235	272		507	236	257										487	8
167	221		388	151	192			01							344	9
241	216		457	214	240										454	10
209	221		430	189	217										406	11
206	321		527	226	252										478	12
284	366		650	305	382										687	13
289	321		610	278	317										595	14
246	339		585	266	294										560	15
268	256		524	222	272										494	16
116	170		286	130	170										300	17
299	362	001	662	274	366										640	18
185	279		464	197	256										453	20
223	276		499	175	250										425	22
219	235		454	197	232										429	23
215	271		486	221	240										461	24
317	308		625	267	329										596	25
236	314		550	228	304										532	26
298	333		631	315	367										682	27
290	353		643	265	335										600	28
339	379		718	319	383										702	29
244	419		663	276	366										642	30
053	081		134	055	066										121	33
197	274		471	209	242										451	34
130	150		280	130	151										281	35
055	181		236	184	188				01	01	01	01	01	01	378	36 C.B.
085	193		278	214	224										438	37 C.B.
730	9177	001	16908	7603	9034	01	01	01	01	01	01	01	01	01	16648	TOTAL DISTRICT NO. 74
															6649	(Totalled in Section 6)

STATEMENT OF VOTES, GENERAL ELECTION, TUESDAY, NOVEMBER 3RD, 1970

NAMES OF TOWNSHIPS AND ELECTION DISTRICTS	COMMUNITY COLLEGE			TOTALS	TOTALS
	MARK GIROUX	NORMAN MAISON	THOMAS WILSON		
MACOMB SECTION 5 506820742612					
DISTRICT NO. 74					
Lake					
CITY OF ST. CLAIR SHORES					
1					
2					
3					
4					
5					
6					
7					
8					
9					
10					
11					
12					
13					
14					
15					
16					
17					
18					
20					
22					
23					
24					
25					
26					
27					
28					
29					
30					
33					
34					
35					
C.B. 36					
C.B. 37	01	01	01	003	
TOTAL DISTRICT NO. 74 (Totaled in Section 6)					

STATEMENT OF VOTES, GENERAL ELECTION, TUESDAY, NOVEMBER 3RD, 1970

08 REPRESENT'VE IN STATE LEGIS. 75 DIST.				08 REPRESENT'VE IN STATE LEGIS. 74 DIST.				NAMES OF TOWNSHIPS AND ELECTION DISTRICTS
VICTOR R. STEEH	DAVID SEROTKIN	BILLY R. ROLAND	TOTALS	JOSEPH M. SNYDER	SCATTERED	TOTALS		
247	251	2	500				MACOMB SECTION 6 50 075 12	
257	280		540				DISTRICT NO. 75	
247	184		438				06226 Chesterfield-1	
198	238		444				2	
76	54		130				3	
279	345		627				4	
242	292		540				C.B.	
353	383		743				10226 Harrison-1	
267	376		650				2	
237	260		502				3	
242	350		609				4	
244	353		608				5	
83	107		191				6	
196	198		400				7	
357	252		611				C.B.	
238	291		531				14227 Lenox-1	
							2	
350	129	2	481				20227 Richmond-1	
174	534	4	712				60227 CITY OF MOUNT CLEMENS	
203	334	3	540				1	
126	176	3	305				2	
220	54	4	278				3	
245	307	3	555				4	
182	329	2	513				5	
172	251	5	428				6	
231	498	1	730				7	
45	293	1	389				8	
44	159	1	204				9	
93	95	1	189				10	
							C.B.	
188	273	2	463				58127 CITY OF MEMPHIS	
193	198	3	394				62226 CITY OF NEW BALTIMORE	
							2	
							3	
138	343	4	485				64227 CITY OF RICHMOND	
182	183	3	368				1	
6599	8372	127	15098				2	
				17056	02	17058	TOTAL DISTRICT NO. 75	
							TOTAL DISTRICT NO. 74	
							TOTAL DISTRICT NO. 73	
							TOTAL DISTRICT NO. 72	
							TOTAL DISTRICT NO. 71	
							TOTAL DISTRICT NO. 70	
6599	8372	127	15098	17056	02	17058	GRAND TOTAL	

STATEMENT OF VOTES, GENERAL ELECTION, TUESDAY, NOVEMBER 3RD, 1970

	08 REPRESENTATIVE IN STATE LEGIS. 73 DIST.				08 REPRESENTATIVE IN STATE LEGIS. 72 DIST.				
NAMES OF TOWNSHIPS AND ELECTION DISTRICTS MACOMB SECTION 6 50 --- 075 --- 12	HAROLD B. CLARK	VICTOR BOROWSKY	CAROLYN J. SKELTON	TOTALS	WARREN M. GOEMAERE	DONALD W. LOOMIS	SCATTERED	TOTALS	
DISTRICT NO. 75 06226 Chesterfield-1									
2									
3									
4									
C.B.									
10226 Harrison-1									
2									
3									
4									
5									
6									
7									
C.B.									
14227 Lenox-1									
2									
20227 Richmond-1									
60227 CITY OF MOUNT CLEMENS									
1									
2									
3									
4									
5									
6									
7									
8									
9									
10									
C.B.									
58127 CITY OF MEMPHIS									
62226 CITY OF NEW BALTIMORE									
2									
3									
64227 CITY OF RICHMOND									
1									
2									
TOTAL DISTRICT NO 75									
TOTAL DISTRICT NO. 74									
TOTAL DISTRICT NO. 73	15592	5606	151	21349					
TOTAL DISTRICT NO. 72					25628	7719	01	33348	
TOTAL DISTRICT NO. 71									
TOTAL DISTRICT NO. 70									
GRAND TOTAL	15592	5606	151	21349	25628	7719	01	33348	

08 REP. IN STATE LEGIS. 71 DIST.

08 REP. IN STATE LEGIS. 70 DIST.

THOMAS
GUASTELLO
 BRUCE
LYONS

TOTALS

JOHN T.
KELSEY
 JERUIS J.
WATTLES
 SCATTERED

TOTALS

NAMES OF TOWNSHIPS AND ELECTION DISTRICTS

MACOMB SECTION 6

~~50~~ --- ~~075~~ --- ~~12~~

DISTRICT NO.

Lake

CITY OF ST. CLAIR SHORES

1

2

3

4

5

6

7

8

9

10

11

12

13

14

15

16

17

18

20

22

23

24

25

26

27

28

29

30

33

34

35

C.B.

C.B.

TOTAL DISTRICT NO. 74

(Totaled in Section 6)

TOTAL DISTRICT 75

TOTAL DISTRICT 74

TOTAL DISTRICT 73

TOTAL DISTRICT 72

TOTAL DISTRICT 71

25988 15568

41556

23315 6107 01

29423

TOTAL DISTRICT 70

25988 15568

41556

23315 6107 01

29423

GRAND TOTAL

STATEMENT OF VOTES, GENERAL ELECTION, TUESDAY, NOVEMBER 3RD, 1970

18 — PROPOSALS

18 — PROPOSALS												NAMES OF TOWNSHIPS AND ELECTION DISTRICTS
PROPOSAL A PROPOSAL TO AUTHORIZE BONDS FOR LOW INCOME HOUSING			PROPOSAL B PROPOSAL TO CHANGE THE MINIMUM VOTING AGE TO 18 YEARS			PROPOSAL C PROPOSED CONSTITU- TIONAL AMENDMENT TO PROHIBIT PUBLIC AID TO NON-PUBLIC SCHOOLS AND STUDENTS			STATE PROPOSAL D			
YES	NO	TOTAL	YES	NO	TOTAL	YES	NO	TOTAL	YES	NO	TOTAL	
020	040	060	021	040	061	031	033	064				DISTRICT NO. 74
												Lake
												CITY OF ST. CLAIR SHORES
286	322	608	202	429	631	338	339	677				1.
342	477	819	303	561	864	289	651	940				2
377	504	881	305	613	918	464	515	979				3
210	377	587	206	411	617	200	465	665				4
278	405	683	242	501	743	349	419	768				5
390	517	907	352	607	959	374	631	1005				6
304	420	724	216	543	759	365	457	822				7
273	342	615	219	432	651	241	463	704				8
246	330	576	217	400	617	349	330	679				9
254	379	633	221	452	673	332	391	723				10
220	292	512	192	344	536	313	266	579				11
258	438	696	241	489	730	469	322	791				12
272	468	740	259	528	787	326	493	819				13
329	469	798	292	554	846	364	534	898				14
271	433	704	280	462	742	419	364	783				15
219	443	662	209	491	700	357	387	744				16
166	206	372	170	250	390	211	195	406				17
325	489	814	261	606	867	505	406	911				18
254	319	573	229	382	611	330	311	641				20
259	343	602	246	383	629	245	441	686				22
225	353	578	220	387	607	261	382	643				23
262	418	680	209	494	703	355	384	739				24
336	527	863	338	570	908	459	502	961				25
259	419	678	270	443	713	365	382	747				26
370	433	803	356	481	837	377	498	875				27
352	528	880	324	577	901	464	478	942				28
331	475	806	301	537	838	405	473	878				29
321	489	810	317	531	848	435	448	883				30
106	066	172	101	082	183	091	105	196				33
292	305	597	269	351	620	360	307	667				34
178	224	402	142	279	421	233	214	447				35
100	153	253	083	176	259	094	165	259				36 C.B.
127	177	304	121	192	313	141	170	311				37 C.B.
8812	12,580	21,392	7,904	14,578	22,482	10,911	12,921	23,832				TOTAL DISTRICT NO. 74
												(Totalled in Section 6)

PROPOSALS

NAMES OF TOWNSHIPS AND ELECTION DISTRICTS

MACOMB SECTION 5 506820742612

YES NO TOTAL YES NO TOTAL YES NO TOTAL YES NO TOTAL

DISTRICT NO. 74

Lake

CITY OF ST. CLAIR SHORES

1

2

3

4

5

6

7

8

9

10

11

12

13

14

15

16

17

18

20

22

23

24

25

26

27

28

29

30

33

34

35

C.B.

C.B.

TOTAL DISTRICT NO. 74

(Totaled in Section 6)

DIST. 75

CANVASS OF VOTES CAST

— AT THE —

GENERAL ELECTION

— HELD ON —

Tuesday, the 3rd day of November, A. D. 1970

AND CANVASSED BY THE BOARD OF COUNTY CANVASSERS

of MACOMB County, Michigan

THE "KAZOO" CANVASS BOOK AND LOOSE LEAF
ELECTION RECORD, COMBINED

By the use of this Canvass Book much time and labor is saved. It completely covers the canvass of the Election Returns by the Board of County Canvassers, and when signed by the members of said Board and County Clerk makes a perfect Election Record.

MANUFACTURED BY

DOUBLEDAY BROS. & CO.

ELECTION SUPPLY MANUFACTURERS
STATIONERS AND PRINTERS

1919 East Kilgore Road

• KALAMAZOO, MICHIGAN

STATEMENT OF VOTES, GENERAL ELECTION, TUESDAY, NOVEMBER 3RD, 1970

		02 GOVERNOR and LIEUTENANT GOVERNOR							
NAMES OF TOWNSHIPS AND ELECTION DISTRICTS		Sander Levin Edward H. McNamara	William G. Milliken James H. Brickley	James L. McCormick Robert E. Caulley	George Bouse Evelyn Kirsch	James C. Horvath W. Clifford Bentley	SCATTERED		TOTALS
MACOMB SECTION 6 50 --- 075 --- 12									
DISTRICT NO. 75									
06226 Chesterfield-1	544	288	232	4	0	0			524
2	583	314	240	9	0	2			565
3	476	289	172	5	0	0			466
4	481	236	219	8	2	0			465
2277 C.B.	143	78	59	1	0	0			138
10226 Harrison-1	691	317	328	9	1	1			656
2	587	287	275	3	2	0			567
3	690	322	332	4	0	0			658
4	695	353	292	9	0	0			656
5	537	284	223	9	0	2			518
6	655	329	291	10	1	0			631
7	667	330	299	8	1	0			638
4772 C.B.	200	80	110	1	0	0			191
14227 Lenox-1	439	185	228	11	0	1			425
2 1097	653	402	217	3	2	0			624
20227 Richmond-1	557	253	280	4	0	1			538
60227 CITY OF MOUNT CLEMENS									
1	527	384	104	2	2	0			492
2	736	216	497	2	0	0			715
3	566	220	316	5	1	0			542
4	332	125	189	9	0	0			323
5	314	242	47	5	1	1			296
6	612	278	296	4	1	0			579
7	556	219	308	4	0	2			533
8	456	202	229	8	0	0			439
9	760	332	412	5	0	0			749
10	410	129	269	2	0	0			400
C.B. 5474	209	64	139	2	0	0			205
58127 CITY OF MEMPHIS	208	108	90	1	0	0			199
62226 CITY OF NEW BALTIMORE									
2	501	201	279	5	0	0			485
3 934	435	203	208	10	0	1			422
64227 CITY OF RICHMOND									
1	513	183	310	4	0	0			497
2 905	392	172	202	4	1	0			379
TOTAL DISTRICT NO 75	16125	7627	7692	170	15	11			15515
TOTAL DISTRICT NO. 74	26582	12408	13170	215	21	20	01		25835
TOTAL DISTRICT NO. 73	24466	13848	10406	217	24	23			24518
TOTAL DISTRICT NO. 72	36836	20182	15443	373	24	38			36060
TOTAL DISTRICT NO. 71	45494	21211	22611	424	28	32	01		44307
TOTAL DISTRICT NO. 70	34502	19634	13342	415	19	34			33444
GRAND TOTAL	184005	94910	82664	1814	131	158	02		179679
CHESTERFIELD 2829									
	1205	922	027	02	02				2158
HARRISON 4722									
	2304	2150	53	05	03				4515
LENOX 1092									
	587	445	14	02	01				1049
RICHMOND 557									
	253	280	04	00	01				538
MOUNT CLEMENS 5478									
	2411	2806	48	05	03				5273
MEMPHIS 208									
	108	90	01	00	00				199
NEW BALTIMORE 936									
	404	487	15	00	01				907
RICHMOND 905									
	355	512	08	01	00				876

STATEMENT OF VOTES, GENERAL ELECTION, TUESDAY, NOVEMBER 3RD, 1970

03 SECRETARY OF STATE						04 ATTORNEY GENERAL					TOTALS	NAMES OF TOWNSHIPS AND ELECTION DISTRICTS
Richard H. Austin	Emil Lockwood	Robert E. Miles	John Hawkins	Frank Troha	TOTALS	Frank J. Kelley	William S. Farr Jr.	Ronald Reosif	John Zywicki	SCATTERED		
285	195	3	1	2	486	357	132	1	0		484	MACOMB SECTION 6 50 --- 075 --- 12
317	195	8	1	3	524	379	137	0	0		519	DISTRICT NO. 75
285	138	6	0	2	431	330	96	1	0		427	06226 Chesterfield-1 ✓
252	168	9	2	1	432	309	178	3	0		431	2
84	47	0	0	0	131	96	37	0	0		133	3
348	267	7	0	2	624	420	204	2	1		627	4
304	213	5	1	1	524	369	141	2	0		512	C.B.
336	301	0	0	1	638	432	205	1	1		639	10226 Harrison-1
375	258	3	1	1	638	449	175	0	0		624	2
287	195	7	0	2	491	332	146	1	2		481	3
345	248	13	1	2	609	417	181	0	2		600	4
301	280	11	2	0	594	389	192	1	3		585	5
107	86	1	0	0	194	116	78	0	1		195	6
210	183	4	0	1	398	255	142	0	2		399	7
420	178	2	3	0	603	444	143	3	2		592	C.B.
263	265	1	1	1	531	300	226	2	1		529	14227 Lenox-1 ✓
												2
												20227 Richmond-1 ✓
												60227 CITY OF MOUNT CLEMENS
405	65	1	3	0	474	398	59	1	0		458	1
304	388	2	0	0	694	371	366	0	0		687	2
280	239	8	1	0	528	300	210	2	1		513	3
179	111	6	0	0	296	187	96	0	2		285	4
250	28	2	1	1	282	239	29	1	1		270	5
344	176	6	2	0	528	384	133	1	1		519	6
265	230	5	2	1	503	298	140	3	2		493	7
244	170	5	0	0	419	282	134	1	1		418	8
402	311	2	1	1	717	461	249	2	2		714	9
168	208	2	1	0	378	206	166	0	0		372	10
80	115	3	1	0	199	96	102	1	0		199	C.B.
107	83	2	0	0	192	121	64	0	0		185	58127 CITY OF MEMPHIS ✓
												62226 CITY OF NEW BALTIMORE ✓
247	197	3	1	1	449	304	144	1	2		451	2
229	148	5	0	0	382	291	99	0	1		391	3
												64227 CITY OF RICHMOND ✓
207	263	2	2	0	474	234	238	0	1		473	1
197	161	2	0	1	361	237	119	1	0		357	2
8427	6110	136	027	024	14,724	9747	4751	031	033		14,562	TOTAL DISTRICT NO 75
14396	9143	167	030	021	23,757	17380	6308	042	057	01	23,788	TOTAL DISTRICT NO. 74
14704	7279	325	052	059	22,419	18123	4256	040	077		22,496	TOTAL DISTRICT NO. 73
22498	11339	370	039	040	34,286	27195	6861	048	088	01	34,193	TOTAL DISTRICT NO. 72
25098	16815	505	068	062	42,548	30383	11901	113	279		42,676	TOTAL DISTRICT NO. 71
20550	10086	372	045	044	31,097	24984	5822	046	119	02	30,973	TOTAL DISTRICT NO. 70
105713	67712	15715	261	250	16883	127812	69899	020	600	X	168689	GRAND TOTAL
						1465	520	05	04		1994	CHESTERFIELD
						2924	1322	07	10		4263	HARRISON
						699	285	03	04		991	LENOX
						200	226	02	01		529	RICHMOND
						3172	1734	12	10		4928	MOUNT CLEMENS
						121	64	0	0		185	MEMPHIS
						595	243	01	03		842	NEW BALTIMORE
						471	357	01	01		830	RICHMOND

STATEMENT OF VOTES, GENERAL ELECTION, TUESDAY, NOVEMBER 3RD, 1970

NAMES OF TOWNSHIPS AND ELECTION DISTRICTS	05 UNITED STATES SENATOR					06 REPRESENTATIVE IN CONGRESS 12 DIST.					
	Philip A. Hart	Lenore Romney	Paul A. Lodico	James Sim	SCATTERED	TOTALS	JAMES G. O'HARA	PATRICK DRISCOLL	MILTON E. DESCHANE	SCATTERED	TOTALS
MACOMB SECTION 6 50 --- 075 --- 12											
DISTRICT NO. 75											
06226 Chesterfield-1	375	132	1	1	2	511	368	118	7		493
2	366	187	1	1		555	390	133	4		527
3	344	106	1	0		451	342	92	4		441
4	334	114	1	1		450	325	109	4		438
C.B.	106	29	0	0		134	100	29	0		129
10226 Harrison-1	434	222	0	1		657	414	207	3		624
2	379	165	1	0		545	381	140	6		527
3	461	199	1	0		661	429	205	2		636
4	466	201	0	0		667	468	162	10		640
5	364	138	1	3		506	360	120	9		489
6	430	197	0	0		627	412	175	15		602
7	416	203	2	1		622	403	180	11		594
C.B.	130	64	1	1		196	124	67	0		191
14227 Lenox-1	272	137	0	2		411	267	129	7		403
2	462	147	2	0		611	471	135	1		607
20227 Richmond-1	303	230	1	0		534	294	228	2		524
60227 CITY OF MOUNT CLEMENS											
1	411	65	1	0		477	409	59	0		468
2	350	355	0	0		705	343	348	4		695
3	319	216	1	0		536	319	198	3		520
4	200	103	0	1		304	197	87	3		289
5	244	30	0	1		275	242	22	3		267
6	415	134	1	0		550	407	119	4		530
7	330	190	0	1		521	321	176	4		501
8	287	137	0	0		424	288	124	8		420
9	468	257	2	0		727	477	232	3		712
10	207	184	1	0		392	213	158	1		372
C.B.	104	100	0	0		204	108	93	1		202
58127 CITY OF MEMPHIS	129	64	1	0		194	128	59	2		189
62226 CITY OF NEW BALTIMORE											
2	322	148	2	0		472	305	135	3		443
3	287	111	1	0	2	401	289	95	3		387
64227 CITY OF RICHMOND											
1	275	214	0	0		489	242	228	3		473
2	250	120	0	1		371	258	105	2		365
TOTAL DISTRICT NO 75	10240	4898	023	015	04	15,180	10094	4467	137		14,698
TOTAL DISTRICT NO. 74	17871	6869	028	034	05	24807	17175	6186	127		23488
TOTAL DISTRICT NO. 73	18742	4607	042	037	02	23430	18073	4031	176		22280
TOTAL DISTRICT NO. 72	27936	7059	061	052	011	35119	26957	6980	345	01	34283
TOTAL DISTRICT NO. 71	30882	12478	149	080	017	43606	30783	11316	437		42536
TOTAL DISTRICT NO. 70	26299	5626	057	050	04	32036	24836	5528	320		30684
GRAND TOTAL	131970	41537	260	268	43	174178	127918	38508	1542	10	161410

STATEMENT OF VOTES, GENERAL ELECTION, TUESDAY, NOVEMBER 3RD, 1970

09 MEMBERS OF THE STATE BOARD OF EDUCATION

09 MEMBERS OF THE STATE BOARD OF EDUCATION						TOTALS		NAMES OF TOWNSHIPS AND ELECTION DISTRICTS
Thomas J. Brennan	Annetta Miller	R. Robert Geake	David Robinson II	Peter Goonis	David Lindsay			
305	284	157	160	3	2	905		DISTRICT NO. 75
337	296	157	168	1	2	961		06226 Chesterfield-1
288	274	109	109	1	1	782		2
254	226	146	134	1	2	763		3
90	84	32	27	0	0	233		4
345	303	225	233	1	2	1109		C.B.
286	276	179	172	1	1	915		10226 Harrison-1
348	294	244	240	0	1	1127		2
390	348	211	198	0	0	1147		3
297	254	146	155	3	4	859		4
341	325	201	218	1	1	1087		5
303	287	241	245	1	1	1077		6
97	90	80	79	0	1	347		7
216	199	161	154	1	2	733		C.B.
394	385	168	172	0	0	1119		14227 Lenox-1
266	245	252	261	1	1	1026		2
369	363	65	70	0	1	868		20227 Richmond-1
239	230	404	418	0	0	1291		60227 CITY OF MOUNT CLEMENS
259	225	230	237	1	0	952		1
156	135	109	107	0	0	507		2
223	211	22	31	3	1	491		3
285	272	170	178	1	1	907		4
241	216	206	211	1	1	876		5
235	219	157	172	2	1	780		6
366	340	310	335	1	0	1352		7
148	145	197	195	0	1	686		8
75	64	118	122	0	0	379		9
108	99	73	78	0	0	358		10
								C.B.
								58127 CITY OF MEMPHIS
								62226 CITY OF NEW BALTIMORE
237	199	171	176	2	5	790		2
253	204	125	143	0	0	725		3
								64227 CITY OF RICHMOND
197	183	256	268	1	1	906		1
208	187	125	132	1	2	655		2
8156	7462	5435	5598	028	034	26,713		TOTAL DISTRICT NO 75
15114	12747	7254	7442	037	048	42,642		TOTAL DISTRICT NO. 74
15964	14266	5034	5138	041	076	40,519		TOTAL DISTRICT NO. 73
24521	21643	8427	8702	071	143	63,507		TOTAL DISTRICT NO. 72
25963	21427	14688	14197	283	1029	77,587		TOTAL DISTRICT NO. 71
21987	19930	6950	7004	047	086	56,004		TOTAL DISTRICT NO. 70
111705	97475	47788	48081	507	1416	306,972		GRAND TOTAL

STATEMENT OF VOTES, GENERAL ELECTION, TUESDAY, NOVEMBER 3RD, 1970

10 REGENTS OF THE UNIVERSITY OF MICHIGAN												
NAMES OF TOWNSHIPS AND ELECTION DISTRICTS	Paul Brown	James L. Waters	Paul G. Goebel Jr.	Jack H. Shuler	George Kindred	Tom Staffin	P. Thomas Vernier	Marcia Wisch	Vito J. Delisi	William Walbridge	SCATTERED	TOTALS
MACOMB SECTION 6												
50 ----- 075 ----- 12												
DISTRICT NO. 75												
06226 Chesterfield-1	282	285	153	153	6	7	2	0	1	1		890
2	299	292	154	169	0	0	1	0	2	1		918
3	268	268	110	112	7	7	2	1	0	1		776
4	227	224	148	147	6	5	1	1	1	1		761
C.B.	80	80	40	29	0	0	0	0	0	0		229
10226 Harrison-1	294	297	246	242	5	5	2	2	1	2		1096
2	261	260	173	185	5	7	1	0	1	4		897
3	298	287	248	261	1	1	0	1	0	8		1097
4	328	329	211	203	11	10	3	3	0	1		1098
5	275	249	149	166	10	7	3	1	2	2		864
6	304	308	218	224	12	14	3	1	1	2		1087
7	283	270	234	242	11	11	3	1	1	0		1056
C.B.	75	73	92	91	1	0	0	0	0	1		333
14227 Lenox-1	196	187	154	162	9	10	0	0	1	1		720
2	392	379	169	170	4	4	2	4	0	0		1124
20227 Richmond-1	248	246	253	254	2	3	2	1	1	2		1011
60227 CITY OF MOUNT CLEMENS												
1	374	364	68	70	0	1	1	1	1	0		880
2	237	227	396	427	4	5	0	0	0	0		1296
3	229	222	234	239	7	4	3	2	0	2		942
4	140	130	119	118	4	3	0	0	1	1		516
5	218	214	26	26	4	2	1	1	1	1		494
6	268	252	180	184	4	4	3	2	0	0		897
7	220	208	215	211	3	2	3	0	1	1		864
8	225	209	158	162	12	8	0	0	0	0		774
9	340	327	321	320	6	2	1	1	1	0		1319
10	123	116	211	212	3	1	1	0	0	0		667
C.B.	71	63	121	114	1	1	0	1	0	0		372
58127 CITY OF MEMPHIS	102	93	76	79	2	1	0	1	0	0		354
62226 CITY OF NEW BALTIMORE												
2	219	198	178	177	1	1	3	2	2	1		782
3	228	219	131	131	4	5	1	0	0	0		719
64227 CITY OF RICHMOND												
1	172	169	271	278	1	1	0	0	1	1		894
2	185	176	138	138	2	0	2	0	1	0		642
TOTAL DISTRICT NO 75	7461	7220	5595	5696	148	132	043	027	021	026		26,369
TOTAL DISTRICT NO. 74	13117	12456	7745	7776	156	145	051	036	058	031	01	41572
TOTAL DISTRICT NO. 73	14289	13913	5510	5433	202	178	057	051	070	051		39754
TOTAL DISTRICT NO. 72	22084	21408	9158	8871	416	365	080	067	065	065		62579
TOTAL DISTRICT NO. 71	22475	20421	15573	14985	744	640	308	243	295	228		75912
TOTAL DISTRICT NO. 70	19961	19546	7520	7198	331	318	071	059	056	069		55129
GRAND TOTAL	99387	94964	51101	49959	1997	1778	610	483	565	470	01	301315

STATEMENT OF VOTES, GENERAL ELECTION, TUESDAY, NOVEMBER 3RD, 1970

11 MEMBERS OF THE BOARD OF TRUSTEES OF MICHIGAN STATE UNIVERSITY										TOTALS	NAMES OF TOWNSHIPS AND ELECTION DISTRICTS	
Patricia M. Carrigan	Don Stevens	David D. Diehl	Richard D. Ernst	Louise May	Carol Smith	Kenneth Kelly	Mathew Kovach					
											MACOMB SECTION 6	50 --- 075 --- 12
												DISTRICT NO. 75
280	272	161	161	6	6	2	1			889	06226 Chesterfield-1	
302	286	173	153	1	2	1	3			923	2	
262	261	120	118	7	7	1	1			777	3	
218	215	160	158	4	7	1	0			763	4	
79	84	39	33	0	0	0	0			235	C.B.	
298	297	244	243	5	6	2	1			1096	10226 Harrison-1	
263	269	180	181	7	6	1	1			908	2	
300	295	250	257	3	4	2	0			1105	3	
319	319	219	213	8	8	2	3			1090	4	
254	243	173	172	9	9	4	2			866	5	
813	299	231	222	11	11	2	3			1092	6	
275	275	243	236	12	13	1	1			1056	7	
77	72	92	90	0	1	0	1			333	C.B.	
184	191	163	163	9	9	1	1			723	14227 Lenox-1	
382	377	172	168	5	4	1	1			1110	2	
247	239	262	261	2	6	3	1			1021	20227 Richmond-1	
												60227 CITY OF MOUNT CLEMENS
366	365	73	67	0	1	0	0			872	1	
228	219	430	400	4	3	0	0			1284	2	
225	214	257	236	7	6	1	0			940	3	
133	134	123	118	3	5	2	1			519	4	
219	210	27	28	3	3	2	2			494	5	
260	256	200	179	3	5	2	0			905	6	
199	200	232	224	2	3	1	2			862	7	
208	205	172	168	9	11	0	1			774	8	
338	321	347	324	2	3	1	0			1336	9	
124	111	224	215	3	3	0	0			683	10	
64	66	127	118	1	1	0	0			377	C.B.	
96	97	78	79	2	1	0	0			353	58127 CITY OF MEMPHIS	
												62226 CITY OF NEW BALTIMORE
204	200	188	187	2	2	3	1			787	2	
217	211	147	140	3	3	0	0			721	3	
												64227 CITY OF RICHMOND
171	159	278	283	2	2	0	0			895	1	
185	181	135	146	0	1	1	1			650	2	
7289	7142	5914	5742	135	152	037	028			26439	TOTAL DISTRICT NO 75	
12832	12562	7894	7725	151	159	072	058			41453	TOTAL DISTRICT NO. 74	
14033	13942	5538	5377	197	214	101	058			39460	TOTAL DISTRICT NO. 73	
21733	21455	9225	8968	430	407	104	086			62408	TOTAL DISTRICT NO. 72	
21664	20844	15864	15021	723	702	454	337			75609	TOTAL DISTRICT NO. 71	
19597	19648	7430	7335	314	361	125	073			54883	TOTAL DISTRICT NO. 70	
97148	95583	51865	50168	1950	1995	293	640			60955	GRAND TOTAL	

STATEMENT OF VOTES, GENERAL ELECTION, TUESDAY, NOVEMBER 3RD, 1970

NAMES OF TOWNSHIPS AND ELECTION DISTRICTS		12 MEMBERS OF THE BOARD OF GOVERNORS OF WAYNE STATE UNIVERSITY										TOTALS
		Leon H. Atchison	Max J. Pincus	Raymond E. Hayes	Earl Kennedy	Mary Ganiard	Patrick Tifer	Norma Jean Lodico	John A. Porter	Terry Lindsay	Lowell E. Miller	
MACOMB SECTION 6												
50	075	12										
DISTRICT NO. 75												
06226 Chesterfield-1		269	272	164	162	5	7	0	0	2	1	882
2		298	288	154	162	1	4	1	1	2	2	918
3		224	258	111	110	8	7	1	0	2	1	762
4		215	214	155	144	5	12	0	2	0	0	748
C.B.		84	77	33	31	0	0	0	0	0	0	225
10226 Harrison-1		289	288	245	244	6	4	1	0	3	1	1081
2		261	254	177	180	3	4	1	2	1	1	884
3		303	287	241	253	3	2	0	0	0	1	1090
4		318	317	213	204	12	8	4	5	1	1	1083
5		246	246	167	163	8	8	3	3	3	4	851
6		301	301	221	220	14	12	2	1	2	1	1080
7		273	263	240	245	13	15	1	1	0	0	1051
C.B.		75	73	83	90	2	1	1	0	0	0	325
14227 Lenox-1		186	180	157	166	10	11	0	0	1	2	713
2		384	369	171	173	4	4	3	2	2	0	1112
20227 Richmond-1		246	243	253	253	4	4	1	1	1	1	1011
60227 CITY OF MOUNT CLEMENS												
1		366	361	71	78	0	0	1	1	0	0	878
2		215	234	409	394	4	4	0	0	0	0	1260
3		217	214	247	241	8	8	2	2	1	1	941
4		139	129	111	116	3	3	0	0	2	2	505
5		218	212	25	28	5	3	1	0	2	1	495
6		262	257	193	179	4	5	1	4	1	2	908
7		197	191	221	221	3	2	2	1	2	2	842
8		207	194	165	169	11	11	1	0	0	0	758
9		329	335	329	318	3	4	1	1	1	0	1321
10		123	116	213	203	3	3	0	0	0	1	662
C.B.		67	76	116	116	1	0	0	0	0	0	376
58127 CITY OF MEMPHIS		97	93	81	81	1	1	1	0	0	0	355
62226 CITY OF NEW BALTIMORE												
2		196	191	181	189	3	3	3	3	1	3	773
3		214	207	136	140	5	5	0	0	1	1	709
64227 CITY OF RICHMOND												
1		165	163	274	274	0	2	0	0	0	0	878
2		182	170	146	144	0	0	1	1	0	1	645
TOTAL DISTRICT NO. 75		7206	7073	5710	5693	152	162	33	031	031	031	26,122
TOTAL DISTRICT NO. 74		12624	12456	7896	7663	169	163	054	039	060	055	41179
TOTAL DISTRICT NO. 73		13981	13673	5538	5473	214	230	063	042	064	082	39360
TOTAL DISTRICT NO. 72		21558	21319	9168	8887	442	420	058	065	133	091	62141
TOTAL DISTRICT NO. 71		21172	20151	15471	14690	754	662	224	161	288	215	73788
TOTAL DISTRICT NO. 70		19472	19306	7571	7358	350	374	058	057	074	104	54724
GRAND TOTAL		96013	93918	51854	49764	1802	2011	490	395	550	578	297314

STATEMENT OF VOTES, GENERAL ELECTION, TUESDAY, NOVEMBER 3RD, 1970

COUNTY COMMISSIONER <u>1</u> DISTRICT				COUNTY COMMISSIONER <u>2</u> DISTRICT				NAMES OF TOWNSHIPS AND ELECTION DISTRICTS
ROBERT A. VER KUILEN MARTIN BOELKINS			TOTALS	STEPHEN OKROS ROGER J HEATH BARBARA ROSE DZIUBIK			TOTALS	
								MACOMB SECTION 6 50 --- 075 --- 12
								DISTRICT NO. 75
								06226 Chesterfield-1
								2
								3
								4
								C.B.
								10226 Harrison-1
								2
								3
								4
								5
								6
								7
								C.B.
								14227 Lenox-1
								2
								20227 Richmond-1
								60227 CITY OF MOUNT CLEMENS
								1
								2
								3
								4
								5
								6
								7
								8
								9
								10
								C.B.
								58127 CITY OF MEMPHIS
								62226 CITY OF NEW BALTIMORE
								2
								3
								64227 CITY OF RICHMOND
								1
								2
								TOTAL DISTRICT NO 75
								TOTAL DISTRICT NO. 74
				3449	916	054	4419	TOTAL DISTRICT NO. 73
								TOTAL DISTRICT NO. 72
								TOTAL DISTRICT NO. 71
5346	1344		6690	2294	647	049	2990	TOTAL DISTRICT NO. 70
5346	1344		6690	5743	1563	103	7409	GRAND TOTAL

STATEMENT OF VOTES, GENERAL ELECTION, TUESDAY, NOVEMBER 3RD, 1970

NAMES OF TOWNSHIPS AND ELECTION DISTRICTS	COUNTY COMMISSIONER <u>3</u> DISTRICT				COUNTY COMMISSIONER <u>4</u> DISTRICT			
	ORBA A. UNDERWOOD	MAY B. HARRIS, JR.	ALEXANDER V. PREDKI	TOTALS	RONALD L. BONKOWSKI	SCATTERED	TOTALS	
MACOMB SECTION 6 50 --- 075 --- 12								
DISTRICT NO. 75								
06226 Chesterfield-1								
2								
3								
4								
C.B.								
10226 Harrison-1								
2								
3								
4								
5								
6								
7								
C.B.								
14227 Lenox-1								
2								
20227 Richmond-1								
60227 CITY OF MOUNT CLEMENS								
1								
2								
3								
4								
5								
6								
7								
8								
9								
10								
C.B.								
58127 CITY OF MEMPHIS								
62226 CITY OF NEW BALTIMORE								
2								
3								
64227 CITY OF RICHMOND								
1								
2								
TOTAL DISTRICT NO 75								
TOTAL DISTRICT NO. 74								
TOTAL DISTRICT NO. 73	165	069	06	240	2644		2644	
TOTAL DISTRICT NO. 72					144		144	
TOTAL DISTRICT NO. 71								
TOTAL DISTRICT NO. 70	4137	1067	058	5262	2211	02	2213	
GRAND TOTAL	4302	1136	64	5502	6296	02	6298	

STATEMENT OF VOTES, GENERAL ELECTION, TUESDAY, NOVEMBER 3RD, 1970

COUNTY COMMISSIONER **5** DISTRICT

COUNTY COMMISSIONER **6** DISTRICT

DENNIS M.
DUTKO
FRANCIS J.
BIGSAK

TOTALS

MICHAEL J.
WALSH
GARY
CHAFFEE

TOTALS

NAMES OF
TOWNSHIPS AND
ELECTION DISTRICTS

MACOMB
SECTION 6

50 --- 075 --- 12

DISTRICT NO. 75

06226 Chesterfield-1

2

3

4

C.B.

10226 Harrison-1

2

3

4

5

6

7

C.B.

14227 Lenox-1

2

20227 Richmond-1

60227 CITY OF MOUNT CLEMENS

1

2

3

4

5

6

7

8

9

10

C.B.

58127 CITY OF MEMPHIS

62226 CITY OF NEW BALTIMORE

2

3

64227 CITY OF RICHMOND

1

2

TOTAL DISTRICT NO 75

TOTAL DISTRICT NO. 74

TOTAL DISTRICT NO. 73

TOTAL DISTRICT NO. 72

TOTAL DISTRICT NO. 71

TOTAL DISTRICT NO. 70

GRAND TOTAL

2607 1110

3717

2139 728

2867 6057 2353

8410

4746 1838

6584 6057 2353

8410

STATEMENT OF VOTES, GENERAL ELECTION, TUESDAY, NOVEMBER 3RD, 1970

NAMES OF TOWNSHIPS AND ELECTION DISTRICTS	COUNTY COMMISSIONER <u>7</u> DISTRICT					COUNTY COMMISSIONER <u>8</u> DISTRICT				
	STEPHEN W. DANE	SCATTERED			TOTALS	WILLIAM M. DONOVAN	F. JAMES DUNLOP	ANITA M. JONES		TOTALS
MACOMB SECTION 6 50 --- 075 --- 12										
DISTRICT NO. 75										
06226 Chesterfield-1										
2										
3										
4										
C.B.										
10226 Harrison-1										
2										
3										
4										
5										
6										
7										
C.B.										
14227 Lenox-1										
2										
20227 Richmond-1										
60227 CITY OF MOUNT CLEMENS										
1										
2										
3										
4										
5										
6										
7										
8										
9										
10										
C.B.										
58127 CITY OF MEMPHIS										
62226 CITY OF NEW BALTIMORE										
2										
3										
64227 CITY OF RICHMOND										
1										
2										
TOTAL DISTRICT NO 75										
TOTAL DISTRICT NO. 74										
TOTAL DISTRICT NO. 73										
TOTAL DISTRICT NO. 72	4119				4119					
TOTAL DISTRICT NO. 71	2773	06			2779	7643	4189	332		12164
TOTAL DISTRICT NO. 70										
GRAND TOTAL	6892	06			6898	7643	4189	332		12164

STATEMENT OF VOTES, GENERAL ELECTION, TUESDAY, NOVEMBER 3RD, 1970

COUNTY COMMISSIONER 9 DISTRICT				COUNTY COMMISSIONER _____ DISTRICT				NAMES OF TOWNSHIPS AND ELECTION DISTRICTS
JOSEPH P. PLUTTER	FRED H. BECK	JOSEPH W. BALDWIN	TOTALS				TOTALS	
								MACOMB SECTION 6 50 --- 075 --- 12
								DISTRICT NO. 75
								06226 Chesterfield-1
								2
								3
								4
								C.B.
								10226 Harrison-1
								2
								3
								4
								5
								6
								7
								C.B.
								14227 Lenox-1
								2
								20227 Richmond-1
								60227 CITY OF MOUNT CLEMENS
								1
								2
								3
								4
								5
								6
								7
								8
								9
								10
								C.B.
								58127 CITY OF MEMPHIS
								62226 CITY OF NEW BALTIMORE
								2
								3
								64227 CITY OF RICHMOND
								1
								2
								TOTAL DISTRICT NO 75
								TOTAL DISTRICT NO. 74
								TOTAL DISTRICT NO. 73
								TOTAL DISTRICT NO. 72
								TOTAL DISTRICT NO. 71
								TOTAL DISTRICT NO. 70
								GRAND TOTAL
4431	4109	134	8674					
4431	4109	134	8674					

STATEMENT OF VOTES, GENERAL ELECTION, TUESDAY, NOVEMBER 3RD, 1970

NAMES OF TOWNSHIPS AND ELECTION DISTRICTS	COUNTY COMMISSIONER _____ DISTRICT					COUNTY COMMISSIONER _____ DISTRICT					TOTALS	TOTALS
MACOMB SECTION 6 50 _____ 075 _____ 12												
DISTRICT NO. 75												
06226 Chesterfield-1												
2												
3												
4												
C.B.												
10226 Harrison-1												
2												
3												
4												
5												
6												
7												
C.B.												
14227 Lenox-1												
2												
20227 Richmond-1												
60227 CITY OF MOUNT CLEMENS												
1												
2												
3												
4												
5												
6												
7												
8												
9												
10												
C.B.												
58127 CITY OF MEMPHIS												
62226 CITY OF NEW BALTIMORE												
2												
3												
64227 CITY OF RICHMOND												
1												
2												
TOTAL DISTRICT NO 75												
TOTAL DISTRICT NO. 74												
TOTAL DISTRICT NO. 73												
TOTAL DISTRICT NO. 72												
TOTAL DISTRICT NO. 71												
TOTAL DISTRICT NO. 70												
GRAND TOTAL												

STATEMENT OF VOTES, GENERAL ELECTION, TUESDAY, NOVEMBER 3RD, 1970

COUNTY COMMISSIONER 10 DISTRICT				COUNTY COMMISSIONER 11 DISTRICT				NAMES OF TOWNSHIPS AND ELECTION DISTRICTS
BYRON E. NICHOLS	R. EUGENE INWOOD	TOTALS		EDMUND A. SCHMIDT	BRENT BARROWS	TOTALS		
				313	149	461	DISTRICT NO. 75	
				353	146	501	06226 Chesterfield--1	
				295	114	409	2	
				276	129	405	3	
				106	23	129	4	
				333	238	571	C.B.	
				308	173	481	10226 Harrison--1	
				323	256	579	2	
				371	204	575	3	
				283	164	447	4	
				339	229	568	5	
				303	246	549	6	
				101	80	181	7	
							C.B.	
205	165	370					14227 Lenox--1	
395	173	568					2	
254	259	513					20227 Richmond--1	
							60227 CITY OF MOUNT CLEMENS	
							1	
							2	
							3	
							4	
							5	
							6	
							7	
							8	
							9	
							10	
							C.B.	
103	79	182					58127 CITY OF MEMPHIS	
							62226 CITY OF NEW BALTIMORE	
				258	162	420	2	
				250	120	370	3	
							64227 CITY OF RICHMOND	
169	282	451					1	
198	135	333					2	
1324	1093	2417	4214	2432	6646		TOTAL DISTRICT NO 75	
							TOTAL DISTRICT NO. 74	
							TOTAL DISTRICT NO. 73	
							TOTAL DISTRICT NO. 72	
2309	2530	4839	1035	576	1611		TOTAL DISTRICT NO. 71	
							TOTAL DISTRICT NO. 70	
3633	3623	7256	5249	3008	8257		GRAND TOTAL	

STATEMENT OF VOTES, GENERAL ELECTION, TUESDAY, NOVEMBER 3RD, 1970

NAMES OF TOWNSHIPS AND ELECTION DISTRICTS	COUNTY COMMISSIONER <u>12</u> DISTRICT			COUNTY COMMISSIONER <u>13</u> DISTRICT			TOTALS
	RAY W. BRANDENBURG	CHARLES E. TYSON		JOHN C. HRAMIEC	JAMES R. KOWICH		
MACOMB SECTION 6 50 --- 075 --- 12							
DISTRICT NO. 75							
06226 Chesterfield-1							
2							
3							
4							
C.B.							
10226 Harrison-1							
2							
3							
4							
5							
6							
7							
C.B.							
14227 Lenox-1							
2							
20227 Richmond-1							
60227 CITY OF MOUNT CLEMENS							
1	360	89		449			
2	261	426		687			
3	280	242		522			
4	193	109		302			
5	226	28		254			
6	352	181		533			
7	262	227		489			
8	221	181		402			
9	358	345		703			
10	173	199		372			
C.B.	97	102		199			
58127 CITY OF MEMPHIS							
62226 CITY OF NEW BALTIMORE							
2							
3							
64227 CITY OF RICHMOND							
1							
2							
TOTAL DISTRICT NO. 75	2783	2129		4912			
TOTAL DISTRICT NO. 74							
TOTAL DISTRICT NO. 73							
TOTAL DISTRICT NO. 72				859	257		1116
TOTAL DISTRICT NO. 71	624	353		977	6207	3314	9521
TOTAL DISTRICT NO. 70							
GRAND TOTAL	3407	2482		5889	7066	3571	10637

STATEMENT OF VOTES, GENERAL ELECTION, TUESDAY, NOVEMBER 3RD, 1970

COUNTY COMMISSIONER 14 DISTRICT

COUNTY COMMISSIONER 15 DISTRICT

JAMES J. HICKEY
WILLARD W. SCHULTZ

TOTALS

JOHN J. ZOCCOLA
SCATTERED

TOTALS

NAMES OF TOWNSHIPS AND ELECTION DISTRICTS

MACOMB SECTION 6

50 075 12

DISTRICT NO. 75

06226 Chesterfield-1

2

3

4

C.B.

10226 Harrison-1

2

3

4

5

6

7

C.B.

14227 Lenox-1

2

20227 Richmond-1

60227 CITY OF MOUNT CLEMENS

1

2

3

4

5

6

7

8

9

10

C.B.

58127 CITY OF MEMPHIS

62226 CITY OF NEW BALTIMORE

2

3

64227 CITY OF RICHMOND

1

2

TOTAL DISTRICT NO. 75

TOTAL DISTRICT NO. 74

TOTAL DISTRICT NO. 73

5007 1814

6821 5522 01

5523

TOTAL DISTRICT NO. 72

TOTAL DISTRICT NO. 71

5007 1814

6821 5522 01

5523

TOTAL DISTRICT NO. 70

GRAND TOTAL

STATEMENT OF VOTES, GENERAL ELECTION, TUESDAY, NOVEMBER 3RD, 1970

NAMES OF TOWNSHIPS AND ELECTION DISTRICTS	COUNTY COMMISSIONER <u>16</u> DISTRICT				COUNTY COMMISSIONER <u>17</u> DISTRICT			
	DONALD G. TARNOWSKI	FRANK DINSDALE	RAY J. CHURILLA	TOTALS	HERBERT P. MCHENRY			TOTALS
MACOMB SECTION 6 50 075 12								
DISTRICT NO. 75								
06226 Chesterfield-1								
2								
3								
4								
C.B.								
10226 Harrison-1								
2								
3								
4								
5								
6								
7								
C.B.								
14227 Lenox-1								
2								
20227 Richmond-1								
60227 CITY OF MOUNT CLEMENS								
1								
2								
3								
4								
5								
6								
7								
8								
9								
10								
C.B.								
58127 CITY OF MEMPHIS								
62226 CITY OF NEW BALTIMORE								
2								
3								
64227 CITY OF RICHMOND								
1								
2								
TOTAL DISTRICT NO 75								
TOTAL DISTRICT NO. 74								
TOTAL DISTRICT NO. 73	2701	773	038	3512	4701			4701
TOTAL DISTRICT NO. 72	3252	982	067	4301				
TOTAL DISTRICT NO. 71								
TOTAL DISTRICT NO. 70								
GRAND TOTAL	5953	1755	105	7813	4701			4701

STATEMENT OF VOTES, GENERAL ELECTION, TUESDAY, NOVEMBER 3RD, 1970

COUNTY COMMISSIONER 18 DISTRICT				COUNTY COMMISSIONER 19 DISTRICT				NAMES OF TOWNSHIPS AND ELECTION DISTRICTS
WILLARD D. BACK	PATRICIA J. FLANAGAN	TOTALS		MATHEW J. GABERTY	CAROLE J. DUNCAN	TOTALS		
							MACOMB SECTION 6 50 _____ 075 _____ 12	
							DISTRICT NO. 75	
							06226 Chesterfield-1	
							2	
							3	
							4	
							C.B.	
							10226 Harrison-1	
							2	
							3	
							4	
							5	
							6	
							7	
							C.B.	
							14227 Lenox-1	
							2	
							20227 Richmond-1	
							60227 CITY OF MOUNT CLEMENS	
							1	
							2	
							3	
							4	
							5	
							6	
							7	
							8	
							9	
							10	
							C.B.	
							58127 CITY OF MEMPHIS	
							62226 CITY OF NEW BALTIMORE	
							2	
							3	
							64227 CITY OF RICHMOND	
							1	
							2	
							TOTAL DISTRICT NO 75	
2202	963		3165	5752	3167	8919	TOTAL DISTRICT NO. 74	
2131	936		3067				TOTAL DISTRICT NO. 73	
							TOTAL DISTRICT NO. 72	
							TOTAL DISTRICT NO. 71	
							TOTAL DISTRICT NO. 70	
4333	1899		6232	5752	3167	8919	GRAND TOTAL	

STATEMENT OF VOTES, GENERAL ELECTION, TUESDAY, NOVEMBER 3RD, 1970

NAMES OF TOWNSHIPS AND ELECTION DISTRICTS	COUNTY COMMISSIONER <u>20</u> DISTRICT					COUNTY COMMISSIONER <u>21</u> DISTRICT				
	THOMAS L. TOMLINSON	CHARLOTTE ZURAW	SCATTERED		TOTALS	PATRICK J. JOHNSON	LEON C. STEPHENS			TOTALS
MACOMB SECTION 6 50 075 12										
DISTRICT NO. 75										
06226 Chesterfield-1										
2										
3										
4										
C.B.										
10226 Harrison-1										
2										
3										
4										
5										
6										
7										
C.B.										
14227 Lenox-1										
2										
20227 Richmond-1										
60227 CITY OF MOUNT CLEMENS										
1										
2										
3										
4										
5										
6										
7										
8										
9										
10										
C.B.										
58127 CITY OF MEMPHIS										
62226 CITY OF NEW BALTIMORE										
2										
3										
64227 CITY OF RICHMOND										
1										
2										
TOTAL DISTRICT NO 75										
TOTAL DISTRICT NO. 74	3467	1253	01		4721	4480	1734			6214
TOTAL DISTRICT NO. 73										
TOTAL DISTRICT NO. 72	1767	523			2290	360	039			399
TOTAL DISTRICT NO. 71										
TOTAL DISTRICT NO. 70										
GRAND TOTAL	5234	1776	01		7011	4840	1773			6613

STATEMENT OF VOTES, GENERAL ELECTION, TUESDAY, NOVEMBER 3RD, 1970

13 JUSTICES OF THE SUPREME COURT

13 JUSTICES OF THE SUPREME COURT				TOTALS		NAMES OF TOWNSHIPS AND ELECTION DISTRICTS
John B. Swainson	G. Mennen Williams	John R. Deihmers	Edward S. Piggins			
						MACOMB SECTION 6 50 075 12
						DISTRICT NO. 75
234	173	92	157		640	06226 Chesterfield-1
244	184	124	176		738	2
189	159	91	133		572	3
221	177	88	136		622	4
85	62	48	49		244	C.B.
322	218	169	293		1002	10226 Harrison-1
242	183	117	170		712	2
252	237	156	219		894	3
283	192	139	188		802	4
260	191	124	198		773	5
317	233	144	207		901	6
281	217	159	225		882	7
101	88	82	94		365	C.B.
206	155	134	147		642	14227 Lenox-1
296	260	118	149		823	2
264	188	164	219		835	20227 Richmond-1
						60227 CITY OF MOUNT CLEMENS
160	175	44	81		460	1
274	206	321	364		1165	2
241	186	141	213		781	3
140	121	100	117		478	4
91	103	31	40		265	5
275	211	153	208		847	6
234	169	131	174		708	7
220	187	108	148		663	8
401	276	243	324		1244	9
162	97	152	193		604	10
91	63	107	116		377	C.B.
128	94	64	61		347	58127 CITY OF MEMPHIS
						62226 CITY OF NEW BALTIMORE
212	159	109	149		629	2
186	134	82	130		532	3
						64227 CITY OF RICHMOND
219	129	184	227		759	1
206	147	88	113		554	2
7067	5374	3997	5422		21860	TOTAL DISTRICT NO 75
12154	9062	5230	9285		35731	TOTAL DISTRICT NO. 74
11968	9635	3936	7152		32691	TOTAL DISTRICT NO. 73
18619	14386	7766	12581		53352	TOTAL DISTRICT NO. 72
23488	16558	11532	17040		68618	TOTAL DISTRICT NO. 71
18196	13923	6747	10986		49852	TOTAL DISTRICT NO. 70
91492	68938	39208	62465		262104	GRAND TOTAL

STATEMENT OF VOTES, GENERAL ELECTION, TUESDAY, NOVEMBER 3RD, 1970

NAMES OF TOWNSHIPS AND ELECTION DISTRICTS	14 JUDGE OF THE COURT OF APPEALS					15 JUDGE OF THE CIRCUIT COURT				
	LOUIS D. MCGREGOR	TO FILL VACANCY	ROBERT J. DANHOF	DONALD R. FREEMAN	TOTALS	EDWARD J. GALLAGHER	SCATTERED			TOTALS
MACOMB SECTION 6 50 ----- 075 ----- 12										
DISTRICT NO. 75										
06226 Chesterfield-1	211		112	138	250	227				227
2	247		138	162	300	262				262
3	178		93	138	231	197				197
4	202		108	141	249	225				225
C.B.	84		50	43	093	105				105
10226 Harrison-1	316		187	193	380	327				327
2	215		124	140	264	235				235
3	274		157	164	321	271				271
4	253		153	137	290	270				270
5	252		130	175	305	280				280
6	320		187	170	357	322				322
7	270		139	182	321	279				279
C.B.	134		85	66	151	143	1			144
14227 Lenox-1	211		117	148	265	219				219
2	231		128	168	296	258				258
20227 Richmond-1	287		138	200	338	276				276
60227 CITY OF MOUNT CLEMENS										
1	91		48	88	136	123				123
2	379		28	197	225	433				433
3	243		143	173	316	282				282
4	127		77	97	174	172				172
5	53		34	41	075	63				63
6	248		161	160	321	314				314
7	213		125	138	263	234				234
8	218		134	138	272	244				244
9	456		260	280	540	493				493
10	176		141	95	236	221				221
C.B.	151		96	64	160	166				166
58127 CITY OF MEMPHIS	122		60	81	141	137				137
62226 CITY OF NEW BALTIMORE										
2	194		106	129	235	203				203
3	177		91	121	212	189				189
64227 CITY OF RICHMOND										
1	258		162	145	307	260				260
2	189		93	129	222	184				184
TOTAL DISTRICT NO 75	6980		3805	4441	8246	7614	01			7615
TOTAL DISTRICT NO. 74	10775		6629	6414	13043	11442				11442
TOTAL DISTRICT NO. 73	9913		5731	6115	11846	10576				10576
TOTAL DISTRICT NO. 72	16478		10370	9370	19740	17360				17360
TOTAL DISTRICT NO. 71	23849		14137	13008	27145	24618				24618
TOTAL DISTRICT NO. 70	16111		9482	9067	18549	18122				18122
GRAND TOTAL	84,106		50,154	48,415	98,569	89,132	01			89,133

STATEMENT OF VOTES, GENERAL ELECTION, TUESDAY, NOVEMBER 3RD, 1970

JUDGE OF THE PROBATE COURT				COMM. COLLEGE TRUSTEE				NAMES OF TOWNSHIPS AND ELECTION DISTRICTS
ROBERT J. CHRZANOWSKI	DONALD J. PARENT	SCATTERED	TOTALS	LARRY A. LOUZON	MAX M. THOMPSON	SCATTERED	TOTALS	
								MACOMB SECTION 6 50 --- 075 --- 12
								DISTRICT NO. 75
88	253		341	172	161		333	06226 Chesterfield--1
121	252		373	192	182		374	2
85	212		307	152	131		283	3
85	248		333	149	166		314	4
29	99		128	113	94		207	C.B.
158	318		476	273	264		537	10226 Harrison--1
71	298		369	194	190		384	2
173	247		420	231	246		477	3
90	335		425	232	227		454	4
115	283		398	228	208		436	5
97	375		472	295	251		546	6
168	281		449	266	233		499	7
45	137		182	144	142	4	290	C.B.
89	535		644	174	186		360	14227 Lenox--1
130	311		441	182	223		405	2
105	313		418	214	239		453	20227 Richmond--1
								60227 CITY OF MOUNT CLEMENS
31	183		214	70	89		159	1
152	452		604	267	314		581	2
103	326		429	191	181		372	3
71	186		257	96	108		204	4
29	104		133	37	46		83	5
116	346		462	200	180		380	6
105	288		393	168	165		333	7
105	242		347	156	170		326	8
205	429		634	356	348		704	9
92	220		312	144	153		297	10
52	149		201	153	158	7	318	C.B.
55	119		174	125	141		266	58127 CITY OF MEMPHIS
								62226 CITY OF NEW BALTIMORE
60	277		337	148	147		290	2
62	209		271	124	143		267	3
								64227 CITY OF RICHMOND
75	300		375	184	237		421	1
64	214		278	142	154		296	2
3036	8561		11597	5772	5866	011	11649	TOTAL DISTRICT NO 75
7730	9177	01	16908	7603	9034	012	16649	TOTAL DISTRICT NO. 74
7269	9089		16358	7597	8322	02	15921	TOTAL DISTRICT NO. 73
12130	13460		25590	14609	14958	07	29574	TOTAL DISTRICT NO. 72
11967	21277		33244	19524	19613	013	39150	TOTAL DISTRICT NO. 71
13843	10585		24428	12485	14309	017	26811	TOTAL DISTRICT NO. 70
5165	7219	01	12384	6250	7402	62	13975	GRAND TOTAL

NAMES OF TOWNSHIPS AND ELECTION DISTRICTS	41 DIST. JUDGE			37 DIST. JUDGE					TOTALS		
	JOHN H. KESSEL	ADAM M. NOWICKI		VERNE C. BOEWE	ROY N. GRUENBURG	PAUL L. VELLA	DAVID WALSH	SCATTERED			
MACOMB SECTION 6 50 075 12											
DISTRICT NO. 75											
06226 Chesterfield-1											
2											
3											
4											
C.B.											
10226 Harrison-1	197	191							388		
2	135	171							307		
3	181	160							341		
4	120	223							343		
5	194	118							312		
6	128	262							390		
7	187	161							348		
C.B.	86	72							158		
14227 Lenox-1											
2											
20227 Richmond-1											
60227 CITY OF MOUNT CLEMENS											
1	94	61							155		
2	345	204							549		
3	200	168							368		
4	122	84							206		
5	41	35							76		
6	220	174							394		
7	159	168							327		
8	137	163							300		
9	309	271							580		
10	182	103							285		
C.B.	108	71							179		
58127 CITY OF MEMPHIS											
62226 CITY OF NEW BALTIMORE											
2											
3											
64227 CITY OF RICHMOND											
1											
2											
TOTAL DISTRICT NO 75	3146	2860							6006		
TOTAL DISTRICT NO. 74											
TOTAL DISTRICT NO. 73					3691	4702	1266	1454	01	11114	
TOTAL DISTRICT NO. 72	628	798			1426	5230	6701	3106	2555	17592	
TOTAL DISTRICT NO. 71	8441	11489			19930						
TOTAL DISTRICT NO. 70						13747	18804	4518	6983	44052	
GRAND TOTAL	12715	15147			27397	22664	30207	8890	10992	101	12158

STATEMENT OF VOTES, GENERAL ELECTION, TUESDAY, NOVEMBER 3RD, 1970

18 — PROPOSALS

PROPOSAL A PROPOSAL TO AUTHORIZE BONDS FOR LOW INCOME HOUSING			PROPOSAL B PROPOSAL TO CHANGE THE MINIMUM VOTING AGE TO 18 YEARS			PROPOSAL C PROPOSED CONSTITU- TIONAL AMENDMENT TO PROHIBIT PUBLIC AID TO NON-PUBLIC SCHOOLS AND STUDENTS			STATE PROPOSAL D			NAMES OF TOWNSHIPS AND ELECTION DISTRICTS
YES	NO	TOTAL	YES	NO	TOTAL	YES	NO	TOTAL	YES	NO	TOTAL	MACOMB SECTION 6 50 --- 075 --- 12
122	309	431	142	304	446	283	203	486				DISTRICT NO. 75
134	312	446	117	338	455	258	244	502				06226 Chesterfield-1
113	253	366	130	258	388	220	190	410				2
136	250	386	139	270	409	213	225	438				3
49	94	133	55	82	137	45	89	134				4
193	336	529	232	321	553	332	240	572				C.B.
157	301	458	165	306	471	269	239	508				10226 Harrison-1
214	347	561	210	359	569	331	262	593				2
192	367	559	196	377	573	337	269	606				3
178	251	429	176	262	442	286	188	474				4
180	357	537	176	362	538	334	229	563				5
173	338	511	186	339	525	299	255	554				6
71	120	191	79	121	200	101	93	194				7
112	260	372	136	253	389	143	264	407				C.B.
188	282	470	190	295	485	337	184	521				14227 Lenox-1
148	314	462	152	333	485	272	227	499				2
183	106	289	187	112	299	248	87	335				20227 Richmond-1
300	282	582	229	374	603	413	217	630				60227 CITY OF MOUNT CLEMENS
143	220	413	157	284	441	219	257	470				1
134	117	257	94	170	264	126	157	283				2
116	34	150	92	68	160	115	60	175				3
208	241	449	184	276	460	235	274	509				4
150	280	430	145	304	449	218	265	483				5
180	182	362	157	214	376	245	153	398				6
291	353	646	230	425	655	367	316	683				7
135	196	331	107	237	344	204	160	364				8
88	109	197	59	144	203	119	95	214				9
75	117	192	68	127	195	110	90	200				10
												C.B.
												58127 CITY OF MEMPHIS
												62226 CITY OF NEW BALTIMORE
184	221	405	145	282	427	194	256	450				2
146	204	350	132	226	358	167	214	381				3
												64227 CITY OF RICHMOND
209	228	437	188	266	454	263	196	459				1
103	219	322	115	225	340	117	238	355				2
5055	7594	12649	4770	8323	13093	7420	6420	13840				TOTAL DISTRICT NO 75
8812	12580	21392	7904	14578	22482	10911	12921	23832				TOTAL DISTRICT NO. 74
7458	12565	20023	7187	14031	21218	9570	13010	22580				TOTAL DISTRICT NO. 73
11736	20710	32446	11941	21384	33325	16898	17842	34740				TOTAL DISTRICT NO. 72
14734	25766	40500	15394	26502	41896	22693	20455	43148				TOTAL DISTRICT NO. 71
10073	18719	28792	10415	19409	29824	15935	15646	31581				TOTAL DISTRICT NO. 70
51786	97934	155820	57611	104227	161838	83427	86294	169721				GRAND TOTAL

STATEMENT OF VOTES, GENERAL ELECTION, TUESDAY, NOVEMBER 3RD, 1970

The whole number of votes given for the office of Governor and Lieutenant Governor (02)			
was	One Hundred Seventy Nine Thousand, Six Hundred and Seventy Nine		179,679
and they were given for the following named persons:			
Sander Levin	received	Ninety Four Thousand,	votes 94,910
Edward H. McNamara	received	Nine Hundred and Ten	
William G. Milliken		Eighty Two Thousand,	
James H. Brickley	received	Six Hundred and Sixty Four	votes 82,664
James L. McCormick			
Robert E. Cauley	received	One Thousand, Eight Hundred and Fourteen	votes 1,814
George Bouse			
Evelyn Kirsch	received	One Hundred and Thirty One	votes 131
James C. Horvath			
W. Clifford Bentley	received	One Hundred and Fifty Eight	votes 158
	received		votes
	received		votes
SCATTERED	received	Two	votes 02
	TOTAL		votes 179,679
The whole number of votes given for the office of Secretary of State (03)			
was	One Hundred Sixty Eight Thousand, Eight Hundred and Thirty One		168,831
and they were given for the following named persons:			
		One Hundred and Five Thousand,	
Richard H. Austin	received	Six Hundred and Seventy Three	votes 105,673
		Sixty Thousand,	
Emil Lockwood	received	Seven Hundred and Seventy Two	votes 60,772
Robert E. Miles	received	One Thousand, Eight Hundred and Seventy Five	votes 1,875
John Hawkins	received	Two Hundred and Sixty One	votes 261
Frank Troha	received	Two Hundred and Fifty	votes 250
	received		votes
	received		votes
SCATTERED	received	Zero	votes 00
	TOTAL		votes 168,831
The whole number of votes given for the office of Attorney General (04)			
was	One Hundred Sixty Eight Thousand, Six Hundred and Eighty Eight		168,688
and they were given for the following named persons:			
		One Hundred Twenty Seven Thousand,	
Frank J. Kelley	received	Eight Hundred and Twelve	votes 127,812
		Thirty Nine Thousand,	
William S. Farr Jr.	received	Eight Hundred and Ninety Nine	votes 39,899
Ronald Reustl Reusti	received	Three Hundred and Twenty	votes 320
John Zywicki	received	Six Hundred and Fifty Three	votes 653
	received		votes
	received		votes
	received		votes
SCATTERED	received	Four	votes 04
	TOTAL		votes 168,688
The whole number of votes given for the office of United States Senator (05)			
was	One Hundred Seventy Four Thousand, One Hundred and Seventy Eight		174,178
and they were given for the following named persons:			
		One Hundred Thirty One Thousand,	
Philip A. Hart	received	Nine Hundred and Seventy	votes 131,970
		Forty One Thousand,	
Lenore Romney	received	Five Hundred and Thirty Seven	votes 41,537
Paul A. Lodico	received	Three Hundred and Sixty	votes 360
James Sims	received	Two Hundred and Sixty Eight	votes 268
	received		votes
	received		votes
	received		votes
SCATTERED	received	Forty Three	votes 043
	TOTAL		votes 174,178

STATEMENT OF VOTES, GENERAL ELECTION, TUESDAY, NOVEMBER 3RD, 1970

The whole number of votes given for the office of Representative in Congress 12TH District (06)				
was	One Hundred Sixty Seven Thousand, Nine Hundred and Sixty Nine		167,969	
and they were given for the following named persons:				
	One Hundred Twenty Seven Thousand,			
JAMES G. O'HARA	received Nine Hundred and Eighteen	votes	127,918	
PATRICK DRISCOLL	received Thirty Eight Thousand,	votes	38,508	
	Five Hundred and Eight			
	One Thousand,			
MILTON E. DESCHAIINE	received Five Hundred and Forty Two	votes	1,542	
	received	votes		
	received	votes		
	received	votes		
	received	votes		
SCATTERED	received One	votes	01	
	TOTAL	votes	167,969	
The whole number of votes given for the office of Representative in Congress District (06)				
was				
and they were given for the following named persons:				
	received	votes		
	received	votes		
	received	votes		
	received	votes		
	received	votes		
	received	votes		
	received	votes		
	received	votes		
	received	votes		
	TOTAL	votes		
The whole number of votes given for the office of State Senator 26TH District (07)				
was	Sixty Two Thousand, Five Hundred and Twenty Two		62,522	
and they were given for the following named persons:				
	Forty Six Thousand,			
JOHN T. BOWMAN	received Six Hundred and Forty Two	votes	46,642	
	Fifteen Thousand,			
WALTER P. HALLMAN	received Eight Hundred and Seventy Four	votes	15,874	
	received	votes		
	received	votes		
	received	votes		
	received	votes		
	received	votes		
	received	votes		
SCATTERED	received Six	votes	06	
	TOTAL	votes	62,522	
The whole number of votes given for the office of State Senator 27TH District (07)				
was	Ninety Nine Thousand, and Seventeen		99,017	
and they were given for the following named persons:				
	Sixty Eight Thousand, Nine Hundred and Six			
JAMES D. GRAY	received	votes	68,906	
	Thirty Thousand, One Hundred and Seven			
RONALD MC DOWELL	received	votes	30,107	
	received	votes		
	received	votes		
	received	votes		
	received	votes		
	received	votes		
	received	votes		
SCATTERED	received Four	votes	04	
	TOTAL	votes	99,017	

STATEMENT OF VOTES, GENERAL ELECTION, TUESDAY, NOVEMBER 3RD, 1970

The whole number of votes given for the office of Representative in State Legislature 70TH Dist. (08)			
was Twenty Nine Thousand, Four Hundred and Twenty Three			29,423
and they were given for the following named persons:			
JOHN T. KELSEY	received	Twenty Three Thousand, Three Hundred and Fifteen Six Thousand,	votes 23,315
JERVIS J. WATTLES	received	One Hundred and Seven	votes 6,107
	received		votes
	received		votes
	received		votes
	received		votes
	received		votes
SCATTERED	received	One	votes 01
	TOTAL		votes 29,423
The whole number of votes given for the office of Representative in State Legislature 71ST Dist. (08)			
was Forty One Thousand, Five Hundred and Fifty Six			41,556
and they were given for the following named persons:			
THOMAS GUASTELLO	received	Twenty Five Thousand, Nine Hundred and Eighty Eight Fifteen Thousand,	votes 25,988
BRUCE LYONS	received	Five Hundred and Sixty Eight	votes 15,568
	received		votes
	received		votes
	received		votes
	received		votes
SCATTERED	received	Zero	votes 00
	received		votes
	TOTAL		votes 41,556
The whole number of votes given for the office of Representative in State Legislature 72ND Dist. (08)			
was Thirty Three Thousand, Three Hundred and Forty Eight			33,348
and they were given for the following named persons:			
WARREN N. GOEMAERE	received	Twenty Five Thousand, Six Hundred and Twenty Eight Seven Thousand,	votes 25,628
DONALD W. LOOMIS	received	Seven Hundred and Nineteen	votes 7,719
	received		votes
	received		votes
	received		votes
	received		votes
	received		votes
SCATTERED	received	One	votes 01
	TOTAL		votes 33,348
The whole number of votes given for the office of Representative in State Legislature 73RD Dist. (08)			
was Twenty One Thousand, Three Hundred and Forty Nine			21,349
and they were given for the following named persons:			
HAROLD B. CLARK	received	Fifteen Thousand, Five Hundred and Ninety Two	votes 15,592
VICTOR BOROWSKY	received	Five Thousand, Six Hundred and Six	votes 5,606
CAROLYN J. SKELTON	received	One Hundred and Fifty One	votes 151
	received		votes
	received		votes
	received		votes
	received		votes
SCATTERED	received	Zero	votes 00
	TOTAL		votes 21,349

STATEMENT OF VOTES, GENERAL ELECTION, TUESDAY, NOVEMBER 3RD, 1970

	<p>The whole number of votes given for the office of Representative in State Legislature 74TH Dist. (08) was Seventeen Thousand, and Fifty Eight</p> <p>and they were given for the following named persons:</p> <p>JOSEPH M. SNYDER received Seventeen Thousand, Fifty Six votes</p> <p>received votes.</p> <p>received votes</p> <p>received votes</p> <p>received votes</p> <p>received votes</p> <p>received votes</p> <p>received votes</p> <p>SCATTERED received Two votes</p> <p>TOTAL votes</p>	<p>17,058</p> <p>17,056</p> <p>02</p> <p>17,058</p>	
	<p>The whole number of votes given for the office of Representative in State Legislature 75TH Dist. (08) was Fifteen Thousand, and Ninety Eight</p> <p>and they were given for the following named persons:</p> <p>VICTOR R. STEEH received Six Thousand, Five Hundred and Ninety Nine votes</p> <p>DAVID SEROTKIN received Eight Thousand, votes</p> <p>BILLY F. ROLAND received Three Hundred and Seventy Two votes</p> <p>received votes</p> <p>received votes</p> <p>received votes</p> <p>received votes</p> <p>received votes</p> <p>SCATTERED received Zer o votes</p> <p>TOTAL votes</p>	<p>15,098</p> <p>6,599</p> <p>8,372</p> <p>127</p> <p>00</p> <p>15,098</p>	
	<p>The whole number of votes given for the office of</p> <p>was</p> <p>and they were given for the following named persons:</p> <p>received votes</p> <p>received votes</p> <p>received votes</p> <p>received votes</p> <p>received votes</p> <p>received votes</p> <p>received votes</p> <p>received votes</p> <p>TOTAL votes</p>		
	<p>The whole number of votes given for the office of</p> <p>was</p> <p>and they were given for the following named persons:</p> <p>received votes</p> <p>received votes</p> <p>received votes</p> <p>received votes</p> <p>received votes</p> <p>received votes</p> <p>received votes</p> <p>received votes</p> <p>TOTAL votes</p>		

STATEMENT OF VOTES, GENERAL ELECTION, TUESDAY, NOVEMBER 3RD, 1970

The whole number of votes given for the office of Members of the State Board of Education (09)			
was Three Hundred and Six Thousand, Nine Hundred and Seventy Two			306,972
and they were given for the following named persons:			
Thomas J. Brennan	received	One Hundred and Eleven Thousand, Seven Hundred and Five	votes 111,705
Annetta Miller	received	Ninety Seven Thousand, Four Hundred and Seventy Five	votes 97,475
R. Robert Geake	received	Forty Seven Thousand, Seven Hundred and Eighty Eight	votes 47,788
David Robinson II	received	Forty Eight Thousand, and Eighty One	votes 48,081
Peter Goonis	received	Five Hundred and Seven	votes 507
David Lindsay	received	One Thousand, Four Hundred and Sixteen	votes 1,416
	received		votes
SCATTERED	received	Zero	votes 00
	TOTAL		votes 306,972
The whole number of votes given for the office of Regents of the University of Michigan (10)			
was Three Hundred One Thousand, Three Hundred and Fifteen			301,315
and they were given for the following named persons:			
Paul Brown	received	Ninety Nine Thousand, Three Hundred and Eighty Seven	votes 99,387
James L. Waters	received	Ninety Four Thousand, Nine Hundred and Sixty Four	votes 94,964
Paul G. Goebel Jr.	received	Fifty One Thousand, One Hundred and One	votes 51,101
Jack H. Shuler	received	Forty Nine Thousand, Nine Hundred and Fifty Nine	votes 49,959
George Kindred	received	One Thousand, Nine Hundred and Ninety	Seven votes 1,997
Tom Staffin	received	One Thousand, Seven Hundred and Seventy	Eight votes 1,778
P. Thomas Vernier	received	Six Hundred and Ten	votes 610
Marcia Wisch	received	Four Hundred and Eighty Three	votes 483
	TOTAL		votes
The whole number of votes given for the office of Regents of the University of Michigan (10)			
was			
and they were given for the following named persons:			
Vito J. DeLisi	received	Five Hundred and Sixty Five	votes 565
William Walbridge	received	Four Hundred and Seventy	votes 470
	received		votes
	received		votes
	received		votes
	received		votes
	received		votes
SCATTERED	received	One	votes 01
	TOTAL		votes 301,315
The whole number of votes given for the office of Members Board of Trustees Michigan State University (11)			
was Three Hundred Thousand, Two Hundred and Fifty Two			300,252
and they were given for the following named persons:			
Patricia M. Carrigan	received	Ninety Seven Thousand, One Hundred and Forty Eight	votes 97,148
Don Stevens	received	Ninety Five Thousand, Five Hundred and Ninety Three	votes 95,593
David D. Diehl	received	Fifty One Thousand, Eight Hundred and Sixty Five	votes 51,865
Richard D. Ernst	received	Fifty Thousand, One Hundred and Sixty Eight	votes 50,168
Louise May	received	One Thousand, Nine Hundred and Fifty	votes 1,950
Carol Smith	received	One Thousand, Nine Hundred and Ninety	Five votes 1,995
Kenneth Kelly	received	Eight Hundred and Ninety Three	votes 893
Mathew Kovach	received	Six Hundred and Forty	votes 640
	TOTAL		votes 300,252

STATEMENT OF VOTES, GENERAL ELECTION, TUESDAY, NOVEMBER 3RD, 1970

The whole number of votes given for the office of Members Board of Governors Wayne State University was Two Hundred and Ninety Seven Thousand, Three Hundred and Fourteen (12)		297,314
and they were given for the following named persons:		
Leon H. Atchison	received Ninety Six Thousand and Thirteen votes	96,013
Max J. Pincus	received Ninety Three Thousand, Nine Hundred and Seventy Eight votes	93,978
Raymond E. Hayes	received Fifty One Thousand, Three Hundred and Fifty Four votes	51,354
Earl Kennedy	received Forty Nine Thousand, Seven Hundred and Sixty Four votes	49,764
Mary Ganiard	received Two Thousand and Eighty One votes	2,081
Patrick Tifer	received Two Thousand, and Eleven votes	2,011
Norma Jean Lodico	received Four Hundred and Ninety votes	490
John A. Porter	received Three Hundred and Ninety Five votes	395
	TOTAL votes	
The whole number of votes given for the office of Members Board of Governors Wayne State University was		
and they were given for the following named persons:		
Terry Lindsay	received Six Hundred and Fifty votes	650
Lowell E. Miller	received Five Hundred and Seventy Eight votes	578
	received votes	
	received votes	
	received votes	
	received votes	
	received votes	
	received votes	
SCATTERED	received Zero votes	00
	TOTAL votes	297,314
The whole number of votes given for the office of County Commissioner 1ST District was Six Thousand, Six Hundred and Ninety		6,690
and they were given for the following named persons:		
ROBERT A. VerKUILEN	received Five Thousand, Three Hundred and Forty ^{Six} votes	5,346
MARTIN BOELKINS	received One Thousand, Three Hundred and Forty ^{Four} votes	1,344
	received votes	
	received votes	
	received votes	
	received votes	
	received votes	
SCATTERED	received Zero votes	00
	TOTAL votes	6,690
The whole number of votes given for the office of County Commissioner 2ND District was Seven Thousand, Four Hundred and Nine		7,409
and they were given for the following named persons:		
STEPHEN OKROS	received Five Thousand, Seven Hundred and Forty ^{Three} votes	5,743
ROGER J. HEATH	received One Thousand, Five Hundred and Sixty ^{Three} votes	1,563
BARBARA ROSE KZIUBIK	received One Hundred and Three votes	103
	received votes	
	received votes	
	received votes	
	received votes	
	received votes	
SCATTERED	received Zero votes	00
	TOTAL votes	7,409

STATEMENT OF VOTES, GENERAL ELECTION, TUESDAY, NOVEMBER 3RD, 1970

The whole number of votes given for the office of County Commissioner 3RD District			
was	Five Thousand, Five Hundred and Two		5,502
and they were given for the following named persons:			
ORBA A. UNDERWOOD	received Four Thousand, Three Hundred and Two	votes	4,302
MAX B. HARRIS, JR.	received One Thousand, One Hundred and Thirty Six	votes	1,136
ALEXANDER V. PREDKI	received Sixty Four	votes	64
	received	votes	
	received	votes	
	received	votes	
	received	votes	
SCATTERED	received Zero	votes	00
	TOTAL	votes	5,502
The whole number of votes given for the office of County Commissioner 4TH District			
was	Six Thousand, Two Hundred and Ninety Eight		6,298
and they were given for the following named persons:			
RONALD L. BONKOWSKI	received Six Thousand, Two Hundred and Ninety Six	votes	6,296
	received	votes	
	received	votes	
	received	votes	
	received	votes	
	received	votes	
	received	votes	
SCATTERED	received Two	votes	02
	TOTAL	votes	6,298
The whole number of votes given for the office of County Commissioner 5TH District			
was	Six Thousand, Five Hundred and Eighty Four		6,584
and they were given for the following named persons:			
DENNIS M. DUTKO	received Four Thousand, Seven Hundred and Forty Six	votes	4,746
FRANCIS J. BICSAK	received One Thousand, Eight Hundred and Thirty Eight	votes	1,838
	received	votes	
	received	votes	
	received	votes	
	received	votes	
	received	votes	
SCATTERED	received Zero	votes	00
	TOTAL	votes	6,584
The whole number of votes given for the office of County Commissioner 6TH District			
was	Eight Thousand, Four Hundred and Ten		8,410
and they were given for the following named persons:			
MICHAEL J. WALSH	received Six Thousand, and Fifty Seven	votes	6,057
GARY CHAFFEE	received Two Thousand, Three Hundred and Fifty Three	votes	2,353
	received	votes	
	received	votes	
	received	votes	
	received	votes	
	received	votes	
SCATTERED	received Zero	votes	00
	TOTAL	votes	8,410

STATEMENT OF VOTES, GENERAL ELECTION, TUESDAY, NOVEMBER 3RD, 1970

The whole number of votes given for the office of County Commissioner 7TH District			
was	Six Thousand, Eight Hundred and Ninety Eight		6,898
and they were given for the following named persons:			
STEPHEN W. DANE	received	Six Thousand, Eight Hundred and Ninety Two	6,892
	received		
	received		
	received		
	received		
	received		
	received		
SCATTERED	received	Six	06
	TOTAL		6,898
The whole number of votes given for the office of County Commissioner 8TH District			
was	Twelve Thousand, One Hundred and Sixty Four		12,164
and they were given for the following named persons:			
WILLIAM M. DONOVAN	received	Seven Thousand, Six Hundred and Forty Three	7,643
F. JAMES DUNLOP	received	Four Thousand, One Hundred and Eighty Nine	4,189
ANITA M. JONES	received	Three Hundred and Thirty Two	332
	received		
	received		
	received		
	received		
SCATTERED	received	Zero	00
	TOTAL		12,164
The whole number of votes given for the office of County Commissioner 9TH District			
was	Eight Thousand, Six Hundred and Seventy Four		8,674
and they were given for the following named persons:			
JOSEPH P. PLUTTER	received	Four Thousand, Four Hundred and Thirty One	4,431
FRED H. BECK	received	Four Thousand, One Hundred and Nine	4,109
JOSEPH W. BALDWIN	received	One Hundred and Thirty Four	134
	received		
	received		
	received		
	received		
SCATTERED	received	Zero	00
	TOTAL		8,674
The whole number of votes given for the office of County Commissioner 10TH District			
was	Seven Thousand, Two Hundred and Fifty Six		7,256
and they were given for the following named persons:			
BYRON E. NICHOLS	received	Three Thousand, Six Hundred and Thirty Three	3,633
R. EUGENE INWOOD	received	Three Thousand, Six Hundred and Twenty Three	3,623
	received		
	received		
	received		
	received		
	received		
SCATTERED	received	Zero	00
	TOTAL		7,256

STATEMENT OF VOTES, GENERAL ELECTION, TUESDAY, NOVEMBER 3RD, 1970

The whole number of votes given for the office of County Commissioner 11TH District			
was	Eight Thousand, Two Hundred and Fifty Seven		8,257
and they were given for the following named persons:			
EDMUND A. SCHMIDT	received Five Thousand, Two Hundred and Forty Nine	votes	5,249
BRENT BARROWS	received Three Thousand and Eight	votes	3,008
	received	votes	
	received	votes	
	received	votes	
	received	votes	
	received	votes	
SCATTERED	received Zero	votes	00
	TOTAL	votes	8,257
The whole number of votes given for the office of County Commissioner 12TH District			
was	Five Thousand, Eight Hundred and Eighty Nine		5,889
and they were given for the following named persons:			
RAY W. BRANDENBURG	received Three Thousand, Four Hundred and Seven	votes	3,407
CHARLES E. TYSON	received Two Thousand, Four Hundred and Eighty Two	votes	2,482
	received	votes	
	received	votes	
	received	votes	
	received	votes	
	received	votes	
SCATTERED	received Zero	votes	00
	TOTAL	votes	5,889
The whole number of votes given for the office of County Commissioner 13TH District			
was	Ten Thousand, Six Hundred and Thirty Seven		10,637
and they were given for the following named persons:			
JOHN C. HRAMIEC	received Seven Thousand and Sixty Six	votes	7,066
JAMES R. KOWICH	received Three Thousand, Five Hundred and Seventy One	votes	3,571
	received	votes	
	received	votes	
	received	votes	
	received	votes	
	received	votes	
SCATTERED	received Zero	votes	00
	TOTAL	votes	10,637
The whole number of votes given for the office of County Commissioner 14TH District			
was	Six Thousand, Eight Hundred and Twenty One		6,821
and they were given for the following named persons:			
JAMES J. HICKEY	received Five Thousand and Seven	votes	5,007
WILLARD W. SCHULTZ	received One Thousand, Eight Hundred and Fourteen	votes	1,814
	received	votes	
	received	votes	
	received	votes	
	received	votes	
	received	votes	
SCATTERED	received Zero	votes	00
	TOTAL	votes	6,821

STATEMENT OF VOTES, GENERAL ELECTION, TUESDAY, NOVEMBER 3RD, 1970

The whole number of votes given for the office of County Commissioner 15TH District			
was Five Thousand, Five Hundred and Twenty Three			5,523
and they were given for the following named persons:			
JOHN J. ZOCCOLA	received Five Thousand, Five Hundred and Twenty Two	votes	5,522
	received	votes	
	received	votes	
	received	votes	
	received	votes	
	received	votes	
SCATTERED	received One	votes	01
	TOTAL	votes	5,523
The whole number of votes given for the office of County Commissioner 16TH District			
was Seven Thousand, Eight Hundred and Thirteen			7,813
and they were given for the following named persons:			
DONALD G. TARNOWSKI	received Five Thousand, Nine Hundred and Fifty	Three votes	5,953
FRANK DINSDALE	received One Thousand, Seven Hundred and Fifty Five	votes.	1,755
RAY J. CHURILLA	received One Hundred and Five	votes	105
	received	votes	
	received	votes	
	received	votes	
	received	votes	
SCATTERED	received Zero	votes	00
	TOTAL	votes	7,813
The whole number of votes given for the office of County Commissioner 17TH District			
was Four Thousand, Seven Hundred and One			4,701
and they were given for the following named persons:			
HERBERT P. MCHENRY	received Four Thousand, Seven Hundred and One	votes	4,701
	received	votes	
	received	votes	
	received	votes	
	received	votes	
	received	votes	
	received	votes	
SCATTERED	received Zero	votes	00
	TOTAL	votes	4,701
The whole number of votes given for the office of County Commissioner 18TH District			
was Six Thousand, Two Hundred and Thirty Two			6,232
and they were given for the following named persons:			
WILLARD D. BACK	received Four Thousand, Three Hundred and Thirty	Three votes	4,333
PATRICIA J. FLANAGAN	received One Thousand, Eight Hundred and Ninety Nine	votes	1,899
	received	votes	
	received	votes	
	received	votes	
	received	votes	
	received	votes	
SCATTERED	received Zero	votes	00
	TOTAL	votes	6,232

STATEMENT OF VOTES, GENERAL ELECTION, TUESDAY, NOVEMBER 3RD, 1970

	<p>The whole number of votes given for the office of was and they were given for the following named persons:</p> <p>received votes</p> <p>received votes</p> <p>received votes</p> <p>received votes</p> <p>received votes</p> <p>received votes</p> <p>received votes</p> <p>received votes</p> <p>TOTAL votes</p>		
	<p>The whole number of votes given for the office of was and they were given for the following named persons:</p> <p>received votes</p> <p>received votes</p> <p>received votes</p> <p>received votes</p> <p>received votes</p> <p>received votes</p> <p>received votes</p> <p>received votes</p> <p>TOTAL votes</p>		
	<p>The whole number of votes given for the office of was and they were given for the following named persons:</p> <p>received votes</p> <p>received votes</p> <p>received votes</p> <p>received votes</p> <p>received votes</p> <p>received votes</p> <p>received votes</p> <p>received votes</p> <p>TOTAL votes</p>		
	<p>The whole number of votes given for the office of was and they were given for the following named persons:</p> <p>received votes</p> <p>received votes</p> <p>received votes</p> <p>received votes</p> <p>received votes</p> <p>received votes</p> <p>received votes</p> <p>received votes</p> <p>TOTAL votes</p>		

STATEMENT OF VOTES, GENERAL ELECTION, TUESDAY, NOVEMBER 3RD, 1970

The whole number of votes given for the office of Justices of the Supreme Court (13)			
was	Two Hundred Sixty Two Thousand, One Hundred and Four		262,104
and they were given for the following named persons:			
John B. Swainson	received	Ninety One Thousand, Four Hundred and Ninety Two	votes 91,492
G. Mennen Williams	received	Sixty Eight Thousand, Nine Hundred and Thirty Eight	votes 68,938
John R. Dethmers	received	Thirty Nine Thousand, Two Hundred and Eight	votes 39,208
Edward S. Piggins	received	Sixty Two Thousand, Four Hundred and Sixty Six	votes 62,466
	received		votes
	received		votes
	received		votes
SCATTERED	received	Zero	votes 00
	TOTAL		votes 262,104
The whole number of votes given for the office of Judge of the Court of Appeals 2ND District (14)			
was	Eighty Four Thousand, One Hundred and Six		84,106
and they were given for the following named persons:			
LOUIS D. MCGREGOR	received	Eighty Four Thousand, One Hundred and Six	votes 84,106
	received		votes
	received		votes
	received		votes
	received		votes
	received		votes
	received		votes
SCATTERED	received	Zero	votes 00
	TOTAL		votes 84,106
The whole number of votes given for the office of Judge of the Circuit Court (15)			
was	Eighty Nine Thousand, Seven Hundred and Thirty Three		89,733
and they were given for the following named persons:			
EDWARD J. GALLAGHER	received	Eighty Nine Thousand, Seven Hundred and Thirty Two	votes 89,732
	received		votes
	received		votes
	received		votes
	received		votes
	received		votes
	received		votes
SCATTERED	received	One	votes 01
	TOTAL		votes 89,733
The whole number of votes given for the office of Judge of the Probate Court			
was	One Hundred Twenty Eight Thousand, One Hundred and Twenty Five		128,125
and they were given for the following named persons:			
ROBERT J. CHRZANOWSKI	received	Fifty Five Thousands, Nine Hundred and Seventy Five	votes 55,975
DONALD J. PARENT	received	Seventy Two Thousand, One Hundred and Forty Nine	votes 72,149
	received		votes
	received		votes
	received		votes
	received		votes
	received		votes
SCATTERED	received	One	votes 01
	TOTAL		votes 128,125

STATEMENT OF VOTES, GENERAL ELECTION, TUESDAY, NOVEMBER 3RD, 1970

The whole number of votes given for the office of JUDGE OF THE COURT OF APPEALS (To Fill Vacancy)			
was	Ninety Eight Thousand, Five Hundred and Sixty Nine		98,569
and they were given for the following named persons:			
ROBERT J. DANHOF	received	Fifty Thousand, One Hundred and Fifty	Four votes 50,154
DONALD R. FREEMAN	received	Forty Eight Thousand, Four Hundred and Fifteen	votes 48,415
	received		votes
	received		votes
	received		votes
	received		votes
	received		votes
SCATTERED	received	Zero	votes 00
	TOTAL		votes 98,569
The whole number of votes given for the office of DISTRICT COURT JUDGE 37TH DIST. 6 YR. TERM			
was	Seventy Two Thousand, Seven Hundred and Fifty Eight		72,758
and they were given for the following named persons:			
VERNE C. BOEWE	received	Twenty Two Thousand, Six Hundred and Sixty Eight	votes 22,668
ROY N. GRUENBURG	received	Thirty Thousand, Two Hundred and Seven	votes 30,207
DAVID N. WALSH	received	Ten Thousand, Nine Hundred and Ninety Two	votes 10,992
PAUL L. VELLA	received	Eight Thousand, Eight Hundred and Ninety	votes 8,890
	received		votes
	received		votes
	received		votes
	received		votes
SCATTERED	received	One	votes 01
	TOTAL		votes 72,758
The whole number of votes given for the office of DISTRICT COURT JUDGE 41ST DIST. 6 YR. TERM.			
was	Twenty Seven Thousand, Three Hundred and Sixty Two		27,362
and they were given for the following named persons:			
JOHN H. KESSEL	received	Twelve Thousand, Two Hundred and Fifteen	votes 12,215
ADAM M. NOWICKI	received	Fifteen Thousand, One Hundred and Forty Seven	votes 15,147
	received		votes
	received		votes
	received		votes
	received		votes
	received		votes
	received		votes
SCATTERED	received	Zero	votes 00
	TOTAL		votes 27,362
The whole number of votes given for the office of			
was			
and they were given for the following named persons:			
	received		votes
	received		votes
	received		votes
	received		votes
	received		votes
	received		votes
	received		votes
	received		votes
	TOTAL		votes

STATEMENT OF VOTES, GENERAL ELECTION, TUESDAY, NOVEMBER 3RD, 1970

		PUT FIGURES IN THIS COLUMN
<p>The whole number of votes given for and against the State Proposal A</p> <p>was <u>One Hundred Fifty Five Thousand, Eight Hundred and Two</u></p> <p>of which number <u>Fifty Seven Thousand, Eight Hundred and Sixty Eight</u></p> <p>votes were marked YES</p> <p>and <u>Ninety Seven Thousand, Nine Hundred and Sixty Four</u></p> <p>votes were marked NO</p>		<p>155,802</p> <p>57,868</p> <p>97,934</p>
<p>PROPOSAL A—PROPOSAL TO AUTHORIZE BONDS FOR LOW INCOME HOUSING</p> <p>Shall the state of Michigan borrow the sum of \$100,000,000.00 and issue general obligation bonds of the state therefor pledging the full faith and credit of the state for the payment of principal and interest thereon for the purpose of increasing the supply of decent, safe, and sanitary low income housing and eliminating slums and blight, and for the making of grants, loans, and advances to municipalities of the state and redevelopment corporations for such purposes, the method of repayment of said bonds to be from the general fund of the state?</p>		155,802
<p>The whole number of votes given for and against the State Proposal B</p> <p>was <u>One Hundred Sixty One Thousand, Eight Hundred and Thirty Eight</u></p> <p>of which number <u>Fifty Seven Thousand, Six Hundred and Eleven</u></p> <p>votes were marked YES</p> <p>and <u>One Hundred Four Thousand, Two Hundred and Twenty Seven</u></p> <p>votes were marked NO</p>		<p>161,838</p> <p>57,611</p> <p>104,227</p>
<p>PROPOSAL B—PROPOSAL TO CHANGE THE MINIMUM VOTING AGE TO 18 YEARS</p> <p>Shall the Michigan Constitution be amended to change the minimum voting age from 21 years to 18 years?</p>		
TOTAL VOTES		161,838
<p>The whole number of votes given for and against the State Proposal C</p> <p>was <u>One Sixty Nine Thousand, Seven Hundred and Twenty One</u></p> <p>of which number <u>Eighty Three Thousand, Four Hundred and Twenty Seven</u></p> <p>votes were marked YES</p> <p>and <u>Eighty Six Thousand, Two Hundred and Ninety Four</u></p> <p>votes were marked NO</p>		<p>169,721</p> <p>83,427</p> <p>86,294</p>
<p>PROPOSITION C—PROPOSED CONSTITUTIONAL AMENDMENT TO PROHIBIT PUBLIC AID TO NON-PUBLIC SCHOOLS AND STUDENTS</p> <p>This amendment adds language to the constitution to:</p> <p>(a) Prohibit use of public funds to aid any non-public elementary or secondary school; (b) Prohibit use of public funds, except for transportation, to support the attendance of any students or the employment of any person at non-public schools or at any other location or institution where instruction is offered in whole or in part to non-public school students; (c) Prohibit any payment, credit, tax benefit, exemption or deductions, tuition voucher, subsidy, grant or loan of public monies or property, directly or indirectly, for the above purposes. Should this amendment be adopted?</p>		169,721
<p>The whole number of votes given for and against the State Proposal D</p> <p>was _____</p> <p>of which number _____</p> <p>votes were marked YES</p> <p>and _____</p> <p>votes were marked NO</p>		
TOTAL VOTES		
<p>The whole number of votes given for and against the _____</p> <p>was _____</p> <p>of which number _____</p> <p>votes were marked YES</p> <p>and _____</p> <p>votes were marked NO</p>		
TOTAL VOTES		

STATEMENT OF VOTES, GENERAL ELECTION, TUESDAY, NOVEMBER 3RD, 1970

PUT FIGURES
IN THIS COLUMN

The whole number of votes given for and against the _____
was _____
of which number _____
votes were marked **YES**
and _____
votes were marked **NO**

TOTAL VOTES

The whole number of votes given for and against the _____
was _____
of which number _____
votes were marked **YES**
and _____
votes were marked **NO**

TOTAL VOTES

The whole number of votes given for and against the _____
was _____
of which number _____
votes were marked **YES**
and _____
votes were marked **NO**

TOTAL VOTES

The whole number of votes given for and against the _____
was _____
of which number _____
votes were marked **YES**
and _____
votes were marked **NO**

TOTAL VOTES

The whole number of votes given for and against the _____
was _____
of which number _____
votes were marked **YES**
and _____
votes were marked **NO**

TOTAL VOTES

CERTIFICATE OF DETERMINATION

STATE OF MICHIGAN, }
 COUNTY OF.....MACOMB..... } ss.

The Board of County Canvassers of.....MACOMB.....County
 having Ascertained and Canvassed the Votes of the several Cities and Townships of said County, of the General
 Election, held on Tuesday, the Third day of November, A. D. 1970.

Do Hereby Certify and Determine

That.....JOHN T. BOWMAN.....having received the largest number of
 votes is elected to the office of **State Senator**.....26TH.....District for a Term of.....4.....years

That.....JAMES D. GRAY.....having received the largest number of
 votes is elected to the office of **State Senator**.....27TH.....District for a Term of.....4.....years

That.....JOHN T. KELSEY.....having received the largest number of
 votes is elected to the office of **Representative in State Legislature**.....70TH.....District for a Term of.....2.....years

That.....THOMAS GUASTELLO.....having received the largest number of
 votes is elected to the office of **Representative in State Legislature**.....71ST.....District for a Term of.....2.....years

That.....WARREN N. GOEMAERE.....having received the largest number of
 votes is elected to the office of **Representative in State Legislature**.....72ND.....District for a Term of.....2.....years

That.....HAROLD B. CLARK.....having received the largest number of
 votes is elected to the office of **Representative in State Legislature**.....73RD.....District for a Term of.....2.....years

That.....JOSEPH M. SNYDER.....having received the largest number of
 votes is elected to the office of **Representative in State Legislature**.....74TH.....District for a Term of.....2.....years

That.....DAVID SEROTKIN.....having received the largest number of
 votes is elected to the office of **Representative in State Legislature**.....75TH.....District for a Term of.....2.....years

That.....ROBERT A. VerKUILEN.....having received the largest number of
 votes is elected to the office of **County Commissioner**.....1ST.....District for a Term of.....2.....years

That.....STEPHEN OKROS.....having received the largest number of
 votes is elected to the office of **County Commissioner**.....2ND.....District for a Term of.....2.....years

That.....ORBA A. UNDERWOOD.....having received the largest number of
 votes is elected to the office of **County Commissioner**.....3RD.....District for a Term of.....2.....years

That.....RONALD L. BONKOWSKI.....having received the largest number of
 votes is elected to the office of **County Commissioner**.....4TH.....District for a Term of.....2.....years

That.....DENNIS M. DUTKO.....having received the largest number of
 votes is elected to the office of **County Commissioner**.....5TH.....District for a Term of.....2.....years

That.....MICHAEL J. WALSH.....having received the largest number of
 votes is elected to the office of **County Commissioner**.....6TH.....District for a Term of.....2.....years

That.....STEPHEN W. DANE.....having received the largest number of
 votes is elected to the office of **County Commissioner**.....7TH.....District for a Term of.....2.....years

That.....WILLIAM M. DONOVAN.....having received the largest number of
 votes is elected to the office of **County Commissioner**.....8TH.....District for a Term of.....2.....years

That.....JOSEPH P. PLUTTER.....having received the largest number of
 votes is elected to the office of **County Commissioner**.....9TH.....District for a Term of.....2.....years

CERTIFICATE OF DETERMINATION

That BYRON E. NICHOLS having received the largest number of votes is elected to the office of **County Commissioner** 10TH District for a Term of 2 years

That EDMUND A. SCHMIDT having received the largest number of votes is elected to the office of **County Commissioner** 11TH District for a Term of 2 years

That RAY W. BRANDENBURG having received the largest number of votes is elected to the office of **County Commissioner** 12TH District for a Term of 2 years

That JOHN C. HRAMIEC having received the largest number of votes is elected to the office of **County Commissioner** 13TH District for a Term of 2 years

That JAMES J. HICKEY having received the largest number of votes is elected to the office of **County Commissioner** 14TH District for a Term of 2 years

That JOHN J. ZOCCOLA having received the largest number of votes is elected to the office of **County Commissioner** 15TH District for a Term of 2 years

That DONALD G. TARNOWSKI having received the largest number of votes is elected to the office of **County Commissioner** 16TH District for a Term of 2 years

That HERBERT P. MCHENRY having received the largest number of votes is elected to the office of **County Commissioner** 17TH District for a Term of 2 years

That WILLARD D. BACK having received the largest number of votes is elected to the office of **County Commissioner** 18TH District for a Term of 2 years

That MATHEW J. GABERTY having received the largest number of votes is elected to the office of **County Commissioner** 19TH District for a Term of 2 years

That THOMAS L. TOMLINSON having received the largest number of votes is elected to the office of **County Commissioner** 20TH District for a Term of 2 years

That PATRICK J. JOHNSON having received the largest number of votes is elected to the office of **County Commissioner** 21ST District for a Term of 2 years

That _____ having received the largest number of votes is elected to the office of **County Commissioner** _____ District for a Term of _____ years

That _____ having received the largest number of votes is elected to the office of **County Commissioner** _____ District for a Term of _____ years

That _____ having received the largest number of votes is elected to the office of **County Commissioner** _____ District for a Term of _____ years

That _____ having received the largest number of votes is elected to the office of **County Commissioner** _____ District for a Term of _____ years

That _____ having received the largest number of votes is elected to the office of **County Commissioner** _____ District for a Term of _____ years

That _____ having received the largest number of votes is elected to the office of **County Commissioner** _____ District for a Term of _____ years

That _____ having received the largest number of votes is elected to the office of **County Commissioner** _____ District for a Term of _____ years

CERTIFICATE OF DETERMINATION

NON-PARTISAN CANDIDATES

That EDWARD J. GALLAGHER having received the largest number of votes is elected to the office of Judge of the Circuit Court 16TH Circuit for a Term of 6 years

That _____ having received the largest number of votes is elected to the office of Judge of the Circuit Court Circuit for a Term of _____ years

That DONALD J. PARENT having received the largest number of votes is elected to the office of Judge of the Probate Court for a Term of 6 years

That VERNE C. BOEWE having received the largest number of votes is elected to the office of 37TH DISTRICT JUDGE for a Term of 6 years

That ROY N. GRUENBURG having received the largest number of votes is elected to the office of 37TH DISTRICT JUDGE for a Term of 6 years

That ADAM M. NOWICKI having received the largest number of votes is elected to the office of 41ST DISTRICT JUDGE for a Term of 6 years

That _____ having received the largest number of votes is elected to the office of _____ for a Term of _____ years

That _____ having received the largest number of votes is elected to the office of _____ for a Term of _____ years

That _____ having received the largest number of votes is elected to the office of _____ for a Term of _____ years

That _____ having received the largest number of votes is elected to the office of _____ for a Term of _____ years

That _____ having received the largest number of votes is elected to the office of _____ for a Term of _____ years

That _____ having received the largest number of votes is elected to the office of _____ for a Term of _____ years

That _____ having received the largest number of votes is elected to the office of _____ for a Term of _____ years

That _____ having received the largest number of votes is elected to the office of _____ for a Term of _____ years

That _____ having received the largest number of votes is elected to the office of _____ for a Term of _____ years

That _____ having received the largest number of votes is elected to the office of _____ for a Term of _____ years

That _____ having received the largest number of votes is elected to the office of _____ for a Term of _____ years

That _____ having received the largest number of votes is elected to the office of _____ for a Term of _____ years

That _____ having received the largest number of votes is elected to the office of _____ for a Term of _____ years

That _____ having received the largest number of votes is elected to the office of _____ for a Term of _____ years

That _____ having received the largest number of votes is elected to the office of _____ for a Term of _____ years

That _____ having received the largest number of votes is elected to the office of _____ for a Term of _____ years

CERTIFICATE OF DETERMINATION

NOTE: USE FOLLOWING FORM ON PROPOSITIONS SUBMITTED AND AFFECTING YOUR COUNTY ONLY.

On the Proposition-----
that-----received the largest number of votes and it is declared that said Proposition-----
YES OR NO DID OR DID NOT
carry in said County.

On the Proposition-----
that-----received the largest number of votes and it is declared that said Proposition-----
YES OR NO DID OR DID NOT
carry in said County.

On the Proposition-----
that-----received the largest number of votes and it is declared that said Proposition-----
YES OR NO DID OR DID NOT
carry in said County.

In Witness Whereof, We have hereunto set our hands and affixed
the Seal of the Circuit Court for the County of-----
this-----day of November, in the year
one thousand nine hundred and seventy.



Elsie J. Smith
Mary E. Buchner
Vincent Ludabla
Harold Luchman } BOARD OF COUNTY CANVASSERS

ATTEST:

CLERK OF BOARD OF COUNTY CANVASSERS.

CHAIRMAN OF BOARD OF COUNTY CANVASSERS.

STATE OF MICHIGAN. }
COUNTY OF MACOMB } SS.

We Do Hereby Certify, That the foregoing is a correct statement of the votes given in the County of MACOMB
-----for the offices named in such statement and for the
persons designated therein, and other matters submitted, at the General Election, held on Tuesday, the Third day of November, in the
year one thousand nine hundred seventy.

In Witness Whereof, We have hereunto set our hands and caused to be affixed the
seal of the Circuit Court for the County of MACOMB
this SIXTEENTH day of November, in the year one
thousand nine hundred seventy.

(SEAL)

Elsie J. Smith
Mary E. Buchner
Vincent Ludabla
Harold Luchman } BOARD OF COUNTY CANVASSERS

ATTEST:

CLERK OF BOARD OF COUNTY CANVASSERS.

STATE OF MICHIGAN. }
COUNTY OF MACOMB } SS.

We Hereby Certify, That the foregoing is a correct transcript of the statement of the Board of County Canvassers of the County
of MACOMB
-----of the votes given in such
County for the offices named in said statement and for the persons designated therein, and other matters submitted, at the General
Election, held on the Third day of November, 1970, so far as it relates to the votes cast for said office, as appears from the original
statement on file in the office of the County Clerk.

In Witness Whereof, We have hereunto set our hands and caused to be affixed the
seal of the Circuit Court for the County of MACOMB
this SIXTEENTH day of November, in the year one
thousand nine hundred seventy.

(SEAL)

EDNA MILLER, COUNTY CLERK.
Elsie J. Smith

CHAIRMAN OF THE BOARD OF COUNTY CANVASSERS.

STATEMENT OF VOTES, GENERAL ELECTION, TUESDAY, NOVEMBER 3RD, 1970

The whole number of votes given for the office of Governor and Lieutenant Governor (02)			
was	One Hundred Seventy Nine Thousand, Six Hundred and Seventy Nine		179,679
and they were given for the following named persons:			
Sander Levin	received	Ninety Four Thousand,	votes 94,910
Edward H. McNamara	received	Nine Hundred and Ten	votes
William G. Milliken	received	Eighty Two Thousand,	votes 82,664
James H. Brickley	received	Six Hundred and Sixty Four	votes
James L. McCormick	received	One Thousand, Eight Hundred and Fourteen	votes 1,814
Robert E. Cauley	received	One Hundred and Thirty One	votes 131
George Bouse	received	One Hundred and Thirty One	votes
Evelyn Kirsch	received	One Hundred and Fifty Eight	votes 158
James C. Horvath	received		votes
W. Clifford Bentley	received		votes
	received		votes
	received		votes
SCATTERED	received	Two	votes 02
	TOTAL		votes 179,679
The whole number of votes given for the office of Secretary of State (03)			
was	One Hundred Sixty Eight Thousand, Eight Hundred and Thirty One		168,831
and they were given for the following named persons:			
Richard H. Austin	received	One Hundred and Five Thousand,	votes 105,673
Emil Lockwood	received	Six Hundred and Seventy Three	votes
	received	Sixty Thousand,	votes 60,772
Robert E. Miles	received	Seven Hundred and Seventy Two	votes
John Hawkins	received	One Thousand, Eight Hundred and Seventy Five	votes 1,875
Frank Troha	received	Two Hundred and Sixty One	votes 261
	received	Two Hundred and Fifty	votes 250
	received		votes
	received		votes
SCATTERED	received	Zero	votes 00
	TOTAL		votes 168,831
The whole number of votes given for the office of Attorney General (04)			
was	One Hundred Sixty Eight Thousand, Six Hundred and Eighty Eight		168,688
and they were given for the following named persons:			
Frank J. Kelley	received	One Hundred Twenty Seven Thousand,	votes 127,812
William S. Farr Jr.	received	Eight Hundred and Twelve	votes
	received	Thirty Nine Thousand,	votes 39,899
Ronald RUSK Reusti	received	Eight Hundred and Ninety Nine	votes
John Zywicki	received	Three Hundred and Twenty	votes 320
	received	Six Hundred and Fifty Three	votes 653
	received		votes
	received		votes
	received		votes
	received		votes
SCATTERED	received	Four	votes 04
	TOTAL		votes 168,688
The whole number of votes given for the office of United States Senator (05)			
was	One Hundred Seventy Four Thousand, One Hundred and Seventy Eight		174,178
and they were given for the following named persons:			
Philip A. Hart	received	One Hundred Thirty One Thousand,	votes 131,970
Lenore Romney	received	Nine Hundred and Seventy	votes
	received	Forty One Thousand, Five Hundred and Thirty	votes 41,537
Paul A. Lodico	received	Seven	votes
James Sims	received	Three Hundred and Sixty	votes 360
	received	Two Hundred and Sixty Eight	votes 268
	received		votes
	received		votes
	received		votes
	received		votes
SCATTERED	received	Forty Three	votes 043
	TOTAL		votes 174,178

STATEMENT OF VOTES, GENERAL ELECTION, TUESDAY, NOVEMBER 3RD, 1970

The whole number of votes given for the office of Representative in Congress 12th District (06)				
was One Hundred Sixty Seven Thousand, Nine Hundred and Sixty Nine			167,969	
and they were given for the following named persons:				
	One Hundred and Twenty Seven Thousand,			
JAMES G. O'HARA	received Nine Hundred and Eighteen	votes	127,918	
	Thirty Eight Thousand,			
PATRICK DRISCOLL	received Five Hundred and Eight	votes	38,508	
	One Thousand,			
MILTON E. DESCHAIINE	received Five Hundred and Forty Two	votes	1,542	
	received	votes		
	received	votes		
	received	votes		
	received	votes		
SCATTERED	received ONE	votes	01	
	TOTAL	votes	167,969	
The whole number of votes given for the office of Representative in Congress District (06)				
was				
and they were given for the following named persons:				
	received	votes		
	received	votes		
	received	votes		
	received	votes		
	received	votes		
	received	votes		
	received	votes		
	received	votes		
	received	votes		
	TOTAL	votes		
The whole number of votes given for the office of State Senator 27TH District (07)				
was Ninety Nine Thousand, and Seventeen			99,017	
and they were given for the following named persons:				
JAMES D. GRAY	received Sixty Eight Thousand, Nine Hundred and Six	votes	68,906	
RONALD McDOWELL	received Thirty Thousand, One Hundred and Seven	votes	30,107	
	received	votes		
	received	votes		
	received	votes		
	received	votes		
	received	votes		
SCATTERED	received Four	votes	04	
	TOTAL	votes	99,017	
The whole number of votes given for the office of State Senator 26TH District (07)				
was Sixty Two Thousand, Five Hundred and Twenty Two			62,522	
and they were given for the following named persons:				
	Forty Six Thousand,			
JOHN T. BOWMAN	received Six Hundred and Forty Two	votes	46,642	
	Fifteen Thousand,			
WALTER P. HALLMAN	received Eight Hundred and Seventy Four	votes	15,874	
	received	votes		
	received	votes		
	received	votes		
	received	votes		
	received	votes		
SCATTERED	received Six	votes	06	
	TOTAL	votes	62,522	

STATEMENT OF VOTES, GENERAL ELECTION, TUESDAY, NOVEMBER 3RD, 1970

The whole number of votes given for the office of Representative in State Legislature 70TH Dist. (08)			
was	Twenty Nine Thousand, Four Hundred and Twenty Three		29,423
and they were given for the following named persons:			
JOHN T. KELSEY	received	Twenty Three Thousand, Three Hundred and Fifteen Six Thousand,	votes 23,315
JERVIS J. WATTLES	received	One Hundred and Seven	votes 6,107
	received		votes
	received		votes
	received		votes
	received		votes
	received		votes
SCATTERED	received	One	votes 01
	TOTAL		votes 29,423
The whole number of votes given for the office of Representative in State Legislature 71ST Dist. (08)			
was	Forty One Thousand, Five Hundred and Fifty Six		41,556
and they were given for the following named persons:			
THOMAS GUASTELLO	received	Twenty Five Thousand, Nine Hundred and Eighty Eight	votes 25,988
BRUCE LYONS	received	Fifteen Thousand, Five Hundred and Sixty Eight	votes 15,568
	received		votes
	received		votes
	received		votes
	received		votes
	received		votes
SCATTERED	received	Zero	votes 00
	TOTAL		votes 41,556
The whole number of votes given for the office of Representative in State Legislature 72ND Dist. (08)			
was	Thirty Three Thousand, Three Hundred and Forty Eight		33,348
and they were given for the following named persons:			
WARREN N. GOEMAERE	received	Twenty Five Thousand, Six Hundred and Twenty Eight	votes 25,628
DONALD W. LOOMIS	received	Seven Thousand, Seven Hundred and Nineteen	votes 7,719
	received		votes
	received		votes
	received		votes
	received		votes
	received		votes
SCATTERED	received	One	votes 01
	TOTAL		votes 33,348
The whole number of votes given for the office of Representative in State Legislature 73RD Dist. (08)			
was	Twenty One Thousand, Three Hundred and Forty Nine		21,349
and they were given for the following named persons:			
HAROLD B. CLARK	received	Fifteen Thousand, Five Hundred and Ninety Two	votes 15,592
VICTOR BOROWSKY	received	Five Thousand, Six Hundred and Six	votes 5,606
CAROLYN J. SKELTON	received	One Hundred and Fifty One	votes 151
	received		votes
	received		votes
	received		votes
	received		votes
SCATTERED	received	ZERO	votes 00
	TOTAL		votes 21,349

STATEMENT OF VOTES, GENERAL ELECTION, TUESDAY, NOVEMBER 3RD, 1970

The whole number of votes given for the office of Representative in State Legislature 74TH Dist. (08)			
was	Seventeen Thousand, and Fifty Eight		17,058
and they were given for the following named persons:			
JOSEPH M. SNYDER	received SEventeen Thousand, Fifty Six	votes	17,056
	received	votes	
	received	votes	
	received	votes	
	received	votes	
	received	votes	
	received	votes	
SCATTERED	received Two	votes	02
	TOTAL	votes	17,058

The whole number of votes given for the office of Representative in State Legislature 75TH Dist. (08)			
was	Fifteen Thousand, and Ninety Eight		15,098
and they were given for the following named persons:			
	Six Thousand,		
VICTOR R. STEEH	received Five Hundred and Ninety Nine	votes	6,599
	Eight Thousand,		
DAVID SEROTKIN	received Three Hundred and Seventy Two	votes	8,372
BILLY F. ROLAND	received One Hundred and Twenty Seven	votes	127
	received	votes	
	received	votes	
	received	votes	
	received	votes	
	received	votes	
SCATTERED	received Zero	votes	00
	TOTAL	votes	15,098

The whole number of votes given for the office of			
was			
and they were given for the following named persons:			
	received	votes	
	received	votes	
	received	votes	
	received	votes	
	received	votes	
	received	votes	
	received	votes	
	received	votes	
	TOTAL	votes	

The whole number of votes given for the office of			
was			
and they were given for the following named persons:			
	received	votes	
	received	votes	
	received	votes	
	received	votes	
	received	votes	
	received	votes	
	received	votes	
	received	votes	
	TOTAL	votes	

STATEMENT OF VOTES, GENERAL ELECTION, TUESDAY, NOVEMBER 3RD, 1970

The whole number of votes given for the office of Members of the State Board of Education (09)			
was Three Hundred and Six Thousand, Nine Hundred and Seventy Two			306,972
and they were given for the following named persons:			
Thomas J. Brennan	received	One Hundred and Eleven Thousand, Seven Hundred and Five Ninety Seven Thousand,	votes 111,705
Annetta Miller	received	Four Hundred and Seventy Five Forty Seven Thousand,	votes 97,475
R. Robert Geake	received	Seven Hundred and Eighty Eight	votes 47,788
David Robinson II	received	Forty Eight Thousand, And Eighty One	votes 48,081
Peter Goonis	received	Five Hundred and Seven	votes 507
David Lindsay	received	One Thousand, Four Hundred and Sixteen	votes 1,416
	received		votes
SCATTERED	received	Zero	votes 00
	TOTAL		votes 306,972
The whole number of votes given for the office of Regents of the University of Michigan (10)			
was Three Hundred and One Thousand, Three Hundred and Fifteen			301,315
and they were given for the following named persons:			
Paul Brown	received	Ninety Nine Thousand, Three Hundred and Eighty Seven Ninety Four Thousand,	votes 99,387
James L. Waters	received	Nine Hundred and Sixty Four Fifty One Thousand,	votes 94,964
Paul G. Goebel Jr.	received	One Hundred and One Forty Nine Thousand,	votes 51,101
Jack H. Shuler	received	Nine Hundred and Fifty Nine	votes 49,959
George Kindred	received	One Thousand, Nine Hundred and Ninety Seven	votes 1,997
Tom Staffin	received	One Thousand, Seven Hundred and Seventy Eight	votes 1,778
P. Thomas Vernier	received	Six Hundred and Ten	votes 610
Marcia Wisch	received	Four Hundred and Eighty Three	votes 483
	TOTAL		votes
The whole number of votes given for the office of Regents of the University of Michigan (10)			
was			
and they were given for the following named persons:			
Vito J. DeLisi	received	Five Hundred and Sixty Five	votes 565
William Walbridge	received	Four Hundred and Seventy	votes 470
	received		votes
	received		votes
	received		votes
	received		votes
	received		votes
SCATTERED	received	One	votes 01
	TOTAL		votes 301,315
The whole number of votes given for the office of Members Board of Trustees Michigan State University (11)			
was Three Hundred Thousand, Two Hundred and Fifty Two			300,252
and they were given for the following named persons:			
Patricia M. Carrigan	received	Ninety Seven Thousand, One Hundred and Forty Eight Ninety Five Thousand,	votes 97,148
Don Stevens	received	Five Hundred and Ninety Three Fifty One Thousand,	votes 95,593
David D. Diehl	received	Eight Hundred and Sixty Five Fifty Thousand,	votes 51,865
Richard D. Ernst	received	One Hundred and Sixty Eight	votes 50,168
Louise May	received	One Thousand, Nine Hundred and Fifty	votes 1,950
Carol Smith	received	One Thousand, Nine Hundred and Ninety Five	votes 1,995
Kenneth Kelly	received	Eight Hundred and Ninety Three	votes 893
Mathew Kovach	received	Six Hundred and Forty	votes 640
	TOTAL		votes 300,252

STATEMENT OF VOTES, GENERAL ELECTION, TUESDAY, NOVEMBER 3RD, 1970

The whole number of votes given for the office of Members Board of Governors Wayne State University was Two Hundred and Ninety Seven Thousand, Three Hundred and Fourteen		(12)	297,314
and they were given for the following named persons:			
Leon H. Atchison	received	Ninety Six Thousand and Thirteen	votes 96,013
Max J. Pincus	received	Ninety Three Thousand,	votes 93,978
Raymond E. Hayes	received	Fifty One Thousand,	votes 51,354
Earl Kennedy	received	Three Hundred and Fifty Four	votes 49,764
Mary Ganiard	received	Forty Nine Thousand,	votes 2,081
Patrick Tifer	received	Seven Hundred and Sixty Four	votes 2,011
Mary Ganiard	received	Two Thousand and Eighty One	votes 2,011
Patrick Tifer	received	Two Thousand and Eleven	votes 2,011
Norma Jean Lodico	received	Four Hundred and Ninety	votes 490
John A. Porter	received	Three Hundred and Ninety Five	votes 395
	TOTAL		votes
The whole number of votes given for the office of Members Board of Governors Wayne State University was		(12)	
and they were given for the following named persons:			
Terry Lindsay	received	Six Hundred and Fifty	votes 650
Lowell E. Miller	received	Five Hundred and Seventy Eight	votes 578
	received		votes
	received		votes
	received		votes
	received		votes
	received		votes
	received		votes
SCATTERED	received	Zero	votes 00
	TOTAL		votes 297,314
The whole number of votes given for the office of County Commissioner 1ST District was Six Thousand, Six Hundred and Ninety			6,690
and they were given for the following named persons:			
ROBERT A. VerKULEN	received	Five Thousand, Three Hundred and Forty Six	votes 5,346
MARTIN BOELKINS	received	One Thousand, Three Hundred and Forty Four	votes 1,344
	received		votes
	received		votes
	received		votes
	received		votes
	received		votes
SCATTERED	received	ZERO	votes 00
	TOTAL		votes 6,690
The whole number of votes given for the office of County Commissioner 2ND District was Seven Thousand, Four Hundred and Nine			7,409
and they were given for the following named persons:			
STEPHEN OKROS	received	Five Thousand, Seven Hundred and Forty Three	votes 5,743
ROGER J. HEATH	received	One Thousand, Five Hundred and Sixty Three	votes 1,563
BARBARA ROSE DZIUBIK	received	One Hundred and Three	votes 103
	received		votes
	received		votes
	received		votes
	received		votes
SCATTERED	received	Zero	votes 00
	TOTAL		votes 7,409

STATEMENT OF VOTES, GENERAL ELECTION, TUESDAY, NOVEMBER 3RD, 1970

The whole number of votes given for the office of County Commissioner 3RD District			
was	Five Thousand, Five Hundred and Two		5,502
and they were given for the following named persons:			
ORBA A. UNDERWOOD	received Four Thousand, Three Hundred and Two	votes	4,302
MAX B. HARRIS, JR.	received One Thousand, One Hundred and Thirty Six	votes	1,136
ALEXANDER V. PREDKI	received Sixty Four	votes	64
	received	votes	
	received	votes	
	received	votes	
	received	votes	
SCATTERED	received Zero	votes	00
	TOTAL	votes	5,502
The whole number of votes given for the office of County Commissioner 4TH District			
was	Six Thousand, Two Hundred and Ninety Eight		6,298
and they were given for the following named persons:			
RONALD L. BONKOWSKI	received Six Thousand, Two Hundred and Ninety Six	votes	6,296
	received	votes	
	received	votes	
	received	votes	
	received	votes	
	received	votes	
	received	votes	
Scattered	received Two	votes	02
	TOTAL	votes	6,298
The whole number of votes given for the office of County Commissioner 5TH District			
was	Six Thousand, Five Hundred and Eighty Four		6,584
and they were given for the following named persons:			
DENNIS M. DUTKO	received Four Thousand, Seven Hundred and Forty Six	votes	4,746
FRANCIS J. BICSAK	received One Thousand, Eight Hundred and Thirty Eight	votes	1,838
	received	votes	
	received	votes	
	received	votes	
	received	votes	
	received	votes	
SCATTERED	received Zero	votes	00
	TOTAL	votes	6,584
The whole number of votes given for the office of County Commissioner 6TH District			
was	Eight Thousand, Four Hundred and Ten		8,410
and they were given for the following named persons:			
MICHAEL J. WALSH	received Six Thousand and Fifty Seven	votes	6,057
GARY CHAFFEE	received Two Thousand, Three Hundred and Fifty Three	votes	2,353
	received	votes	
	received	votes	
	received	votes	
	received	votes	
	received	votes	
SCATTERED	received Zero	votes	00
	TOTAL	votes	8,410

STATEMENT OF VOTES, GENERAL ELECTION, TUESDAY, NOVEMBER 3RD, 1970

<p>The whole number of votes given for the office of County Commissioner 7TH District was Six Thousand, Eight Hundred and Ninety Eight</p>		6,898
<p>and they were given for the following named persons:</p>		
STEPHEN W. DANE	received Six Thousand, Eight Hundred and Ninety ^{Two} votes	6,892
	received votes	
	received votes	
	received votes	
	received votes	
	received votes	
	received votes	
SCATTERED	received Six votes	06
	TOTAL votes	6,898
<p>The whole number of votes given for the office of County Commissioner 8TH District was Twelve Thousand, One Hundred and Sixty Four</p>		12,164
<p>and they were given for the following named persons:</p>		
WILLIAM M. DONOVAN	received Seven Thousand, Six Hundred and Forty Three votes	7,643
F. JAMES DUNLOP	received Four Thousand, One Hundred and Eighty Nine votes	4,189
ANITA M. JONES	received Three Hundred and Thirty Two votes	332
	received votes	
	received votes	
	received votes	
	received votes	
	received votes	
SCATTERED	received Zero votes	00
	TOTAL votes	12,164
<p>The whole number of votes given for the office of County Commissioner 9th District was Eight Thousand, Six Hundred and Seventy Four</p>		8,674
<p>and they were given for the following named persons:</p>		
JOSEPH P. PLUTTER	received Four Thousand, Four Hundred and Thirty One votes	4,431
FRED H. BECK	received Four Thousand, One Hundred and Nine votes	4,109
JOSEPH W. BALDWIN	received One Hundred and Thirty Four votes	134
	received votes	
	received votes	
	received votes	
	received votes	
SCATTERED	received Zero votes	00
	TOTAL votes	8,674
<p>The whole number of votes given for the office of County Commissioner 10th District was Seven Thousand, Two Hundred and Fifty Six</p>		7,256
<p>and they were given for the following named persons:</p>		
BYRON E. NICHOLS	received Three Thousand, Six Hundred and Thirty Three votes	3,633
R. EUGENE INWOOD	received Three Thousand, Six Hundred and Twenty Three votes	3,623
	received votes	
	received votes	
	received votes	
	received votes	
	received votes	
SCATTERED	received Zero votes	00
	TOTAL votes	7,256

STATEMENT OF VOTES, GENERAL ELECTION, TUESDAY, NOVEMBER 3RD, 1970

The whole number of votes given for the office of County Commissioner 11TH District			
was	Eight Thousand, Two Hundred and Fifty Seven		8,257
and they were given for the following named persons:			
EDMUND A. SCHMIDT	received Five Thousand, Two Hundred and Forty Nine	votes	5,249
BRENT BARROWS	received Three Thousand and Eight	votes	3,008
	received	votes	
	received	votes	
	received	votes	
	received	votes	
SCATTERED	received Zero	votes	00
	TOTAL	votes	8,257
The whole number of votes given for the office of County Commissioner 12TH District			
was	Five Thousand, Eight Hundred and Eighty Nine		5,889
and they were given for the following named persons:			
RAY W. BRANDENBURG	received Three Thousand, Four Hundred and Seven	votes	3,407
CHARLES E. TYSON	received Two Thousand, Four Hundred and Eighty Two	votes	2,482
	received	votes	
	received	votes	
	received	votes	
	received	votes	
SCATTERED	received Zero	votes	00
	TOTAL	votes	5,889
The whole number of votes given for the office of County Commissioner 13TH District			
was	Ten Thousand, Six Hundred and Thirty Seven		10,637
and they were given for the following named persons:			
JOHN C. HRAMIEC	received Seven Thousand and Sixty Six	votes	7,066
JAMES R. KOWICH	received Three Thousand, Five Hundred and Seventy One	votes	3,571
	received	votes	
	received	votes	
	received	votes	
	received	votes	
SCATTERED	received Zero	votes	00
	TOTAL	votes	10,637
The whole number of votes given for the office of County Commissioner 14TH District			
was	Six Thousand, Eight Hundred and Twenty One		6,821
and they were given for the following named persons:			
JAMES J. HICKEY	received Five Thousand and Seven	votes	5,007
WILLARD W. SCHULTZ	received One Thousand, Eight Hundred and Fourteen	votes	1,814
	received	votes	
	received	votes	
	received	votes	
	received	votes	
SCATTERED	received Zero	votes	00
	TOTAL	votes	6,821

STATEMENT OF VOTES, GENERAL ELECTION, TUESDAY, NOVEMBER 3RD, 1970

The whole number of votes given for the office of County Commissioner 15TH District			
was	Five Thousand, Five Hundred and Twenty Three		5,523
and they were given for the following named persons:			
JOHN J. ZOCCOLA	received Five Thousand, Five Hundred and Twenty	Two votes	5,522
	received	votes	
	received	votes	
	received	votes	
	received	votes	
	received	votes	
	received	votes	
SCATTERED	received One	votes	01
	TOTAL	votes	5,523
The whole number of votes given for the office of County Commissioner 16TH District			
was	Seven Thousand, Eight Hundred and Thirteen		7,813
and they were given for the following named persons:			
DONALD G. TARNOWSKI	received Five Thousand, Nine Hundred And Fifty	Three votes	5,953
FRANK DINSDALE	received One Thousand, Seven Hundred and Fifty Five	votes	1,755
RAY J. CHURILLA	received One Hundred and Five	votes	105
	received	votes	
	received	votes	
	received	votes	
	received	votes	
SCATTERED	received Zero	votes	00
	TOTAL	votes	7,813
The whole number of votes given for the office of County Commissioner 17TH District			
was	Four Thousand, Seven Hundred and One		4,701
and they were given for the following named persons:			
HERBERT P. MCHENRY	received Four Thousand, Seven Hundred and One	votes	4,701
	received	votes	
	received	votes	
	received	votes	
	received	votes	
	received	votes	
	received	votes	
SCATTERED	received Zero	votes	00
	TOTAL	votes	4,701
The whole number of votes given for the office of County Commissioner 18TH District			
was	Six Thousand, Two Hundred and Thirty Two		6,232
and they were given for the following named persons:			
WILLARD D. BACK	received Four Thousand, Three Hundred and Thirty	Three votes	4,333
PATRICIA J. FLANAGAN	received One Thousand, Eight Hundred and Ninety Nine	votes	1,899
	received	votes	
	received	votes	
	received	votes	
	received	votes	
	received	votes	
SCATTERED	received Zero	votes	00
	TOTAL	votes	6,232

STATEMENT OF VOTES, GENERAL ELECTION, TUESDAY, NOVEMBER 3RD, 1970

The whole number of votes given for the office of County Commissioner 19TH District			
was	Eight Thousand, Nine Hundred and Nineteen		8,919
and they were given for the following named persons:			
MATHEW J. GABERTY	received Five Thousand, Seven Hundred and Fifty	Two votes	5,752
CAROLE J. DUNCAN	received Three Thousand, One Hundred and Sixty Seven	votes	3,167
	received	votes	
	received	votes	
	received	votes	
	received	votes	
	received	votes	
SCATTERED	received Zero	votes	00
	TOTAL	votes	8,919

The whole number of votes given for the office of County Commissioner 20TH District			
was	Seven Thousand, and Eleven		7,011
and they were given for the following named persons:			
THOMAS L. TOMLINSON	received Five Thousand, Two Hundred and Thirty Four	votes	5,234
CHARLOTTE ZURAW	received One Thousand, Seven Hundred and Seventy	Six votes	1,776
	received	votes	
	received	votes	
	received	votes	
	received	votes	
	received	votes	
SCATTERED	received One	votes	01
	TOTAL	votes	7,011

The whole number of votes given for the office of County Commissioner 21ST District			
was	Six Thousand, Six Hundred and Thirteen		6,613
and they were given for the following named persons:			
PATRICK J. JOHNSON	received Four Thousand, Eight Hundred and Forty	votes	4,840
LEON C. STEPHENS	received One Thousand, Seven Hundred and Seventy	Three votes	1,773
	received	votes	
	received	votes	
	received	votes	
	received	votes	
	received	votes	
SCATTERED	received Zero	votes	00
	TOTAL	votes	6,613

The whole number of votes given for the office of County Commissioner District			
was			
and they were given for the following named persons:			
	received	votes	
	received	votes	
	received	votes	
	received	votes	
	received	votes	
	received	votes	
	received	votes	
	received	votes	
	TOTAL	votes	





STATEMENT OF VOTES, GENERAL ELECTION, TUESDAY, NOVEMBER 3RD, 1970

The whole number of votes given for the office of Justices of the Supreme Court (13)			
was Two Hundred Sixty Two Thousand, One Hundred and Four			262,104
and they were given for the following named persons:			
John B. Swainson	received	Ninety One Thousand, Four Hundred and Ninety Two	votes 91,492
G. Mennen Williams	received	Sixty Eight Thousand, Nine Hundred and Thirty Eight	votes 68,938
John R. Dethmers	received	Thirty Nine Thousand, Two Hundred and Eight	votes 39,208
Edward S. Piggins	received	Sixty Two Thousand, Four Hundred and Sixty Six	votes 62,466
	received		votes
	received		votes
	received		votes
SCATTERED	received	Zero	votes 00
	TOTAL		votes 262,104
The whole number of votes given for the office of Judge of the Court of Appeals 2ND District (14)			
was Eighty Four Thousand, One Hundred and Six			84,106
and they were given for the following named persons:			
LOUIS D. MCGREGOR	received	Eighty Four Thousand, One Hundred and Six	votes 84,106
	received		votes
	received		votes
	received		votes
	received		votes
	received		votes
	received		votes
SCATTERED	received	Zero	votes 00
	TOTAL		votes 84,106
The whole number of votes given for the office of Judge of the Circuit Court (15)			
was Eighty Nine Thousand, Seven Hundred and Thirty Three			89,733
and they were given for the following named persons:			
EDWARD J. GALLAGHER	received	Eighty Nine Thousand, Seven Hundred and Thirty Two	votes 89,732
	received		votes
	received		votes
	received		votes
	received		votes
	received		votes
	received		votes
SCATTERED	received	One	votes 01
	TOTAL		votes 89,733
The whole number of votes given for the office of Judge of the Probate Court			
was One Hundred Twenty Eight Thousand, One Hundred and Twenty Five			128,125
and they were given for the following named persons:			
ROBERT J. CHRZANOWSKI	received	Fifty Five Thousand, Nine Hundred and Seventy Five	votes 55,975
DONALD J. PARENT	received	Seventy Two Thousand, One Hundred and Forty Nine	votes 72,149
	received		votes
	received		votes
	received		votes
	received		votes
	received		votes
SCATTERED	received	One	votes 01
	TOTAL		votes 128,125

STATEMENT OF VOTES, GENERAL ELECTION, TUESDAY, NOVEMBER 3RD, 1970

The whole number of votes given for the office of JUDGE OF THE COURT OF APPEALS (To Fill Vacancy)			
was Ninety Eight Thousand, Five Hundred and Sixty Nine			98,569
and they were given for the following named persons:			
ROBERT J. DANHOF	received Fifty Thousand, One Hundred and Fifty Four	votes	50,154
DONALD R. FREEMAN	received Forty Eight Thousand, Four Hundred and Fifteen	votes	48,415
	received	votes	
	received	votes	
	received	votes	
	received	votes	
	received	votes	
SCATTERED	received Zero	votes	00
	TOTAL	votes	98,569
The whole number of votes given for the office of DISTRICT COURT JUDGE 37TH DIST. 6 Yr. TERM.			
was Seventy Two Thousand, Seven Hundred and Fifty Eight			72,758
and they were given for the following named persons:			
VERNE C. BOEWE	received Twenty Two Thousand, Six Hundred and Sixty Eight	votes	22,668
ROY N. GRUENBURG	received Thirty Thousand, Two Hundred and Seven	votes	30,207
DAVID N. WALSH	received Ten Thousand, Nine Hundred and Ninety Two	votes	10,992
PAUL L. VELLA	received Eight Thousand, Eight Hundred and Ninety	votes	8,890
	received	votes	
	received	votes	
	received	votes	
SCATTERED	received One	votes	01
	TOTAL	votes	72,758
The whole number of votes given for the office of DISTRICT COURT JUDGE 41ST DIST. 6 YR. TERM.			
was Twenty Seven Thousand, Three Hundred and Sixty Two			27,362
and they were given for the following named persons:			
JOHN H. KESSEL	received Twelve Thousand, Two Hundred and Fifteen	votes	12,215
ADAM M. NOWICKI	received Fifteen Thousand, One Hundred and Forty Seven	votes	15,147
	received	votes	
	received	votes	
	received	votes	
	received	votes	
	received	votes	
SCATTERED	received Zero	votes	00
	TOTAL	votes	27,362
The whole number of votes given for the office of			
was			
and they were given for the following named persons:			
	received	votes	
	received	votes	
	received	votes	
	received	votes	
	received	votes	
	received	votes	
	received	votes	
	received	votes	
	TOTAL	votes	

STATEMENT OF VOTES, GENERAL ELECTION, TUESDAY, NOVEMBER 3RD, 1970

	PUT FIGURES IN THIS COLUMN
<p>The whole number of votes given for and against the State Proposal A</p> <p>was <u>One Hundred Fifty Five Thousand, Eight Hundred and Two</u> -----</p> <p>of which number <u>Fifty Seven Thousand, Eight Hundred and Sixty Eight</u> -----</p> <p>votes were marked YES</p> <p>and <u>Ninety Seven Thousand,  Hundred and </u> -----</p> <p>votes were marked NO</p> <p style="text-align: center;">PROPOSAL A—PROPOSE TO CHANGE THE MINIMUM VOTING AGE TO 18 YEARS</p> <p style="font-size: small;">Should the state of Michigan borrow the sum of \$100,000,000.00 and issue general obligation bonds of the state therefor pledging the full faith and credit of the state for the payment of principal and interest thereon for the purpose of increasing the supply of decent, safe, and sanitary low income housing, eliminating slums and blight, and for the making of grants, loans, and advances to municipalities of the state and redevelopment corporations for such purposes, the method of raising such funds to be from the general fund of the state?</p>	<p>155,802</p> <p>57,868</p> <p>97,934</p> <p>155,802</p>
<p>The whole number of votes given for and against the State Proposal B</p> <p>was <u>One Hundred Sixty One Thousand, Eight Hundred and Thirty Eight</u> -----</p> <p>of which number <u>Fifty Seven Thousand, Six Hundred and Eleven</u> -----</p> <p>votes were marked YES</p> <p>and <u>One Hundred Four Thousand, Two Hundred and </u> -----</p> <p>votes were marked NO</p> <p style="text-align: center;">PROPOSAL B—PROPOSE TO CHANGE THE MINIMUM VOTING AGE TO 18 YEARS</p> <p style="font-size: small;">Should the Michigan Constitution be amended to change the minimum voting age from 21 years to 18 years?</p>	<p>161,838</p> <p>57,611</p> <p>104,227</p> <p>161,838</p>
<p>The whole number of votes given for and against the State Proposal C</p> <p>was <u>One Hundred Sixty Nine Thousand, Seven Hundred and Twenty One</u> -----</p> <p>of which number <u>Eighty Three Thousand, Four Hundred and Twenty Seven</u> -----</p> <p>votes were marked YES</p> <p>and <u>Eighty Six Thousand, Two Hundred and </u> -----</p> <p>votes were marked NO</p> <p style="text-align: center;">PROPOSITION C—PROPOSE TO AMEND THE MICHIGAN CONSTITUTION TO PROHIBIT PUBLIC AID TO NON-PUBLIC SCHOOLS AND STUDENTS</p> <p style="font-size: small;">This amendment adds language to the constitution to: (a) Prohibit use of public funds to aid any non-public elementary or secondary school; (b) Prohibit use of public funds, except for transportation, to support attendance of any students or the employment of any person at non-public schools or at any other location or institution where instruction is offered in whole or in part to non-public school students; (c) Prohibit any payment, credit, tax benefit, exemption or deductions, tuition voucher, subsidy, grant or other form of public monies or property, directly or indirectly, for the above purposes.</p>	<p>169,721</p> <p>83,427</p> <p>86,294</p> <p>169,721</p>
<p>The whole number of votes given for and against the State Proposal D</p> <p>was -----</p> <p>of which number -----</p> <p>votes were marked YES</p> <p>and -----</p> <p>votes were marked NO</p> <p style="text-align: center;">TOTAL VOTES</p>	<p>-----</p> <p>-----</p> <p>-----</p> <p>-----</p> <p>-----</p>
<p>The whole number of votes given for and against the -----</p> <p>was -----</p> <p>of which number -----</p> <p>votes were marked YES</p> <p>and -----</p> <p>votes were marked NO</p> <p style="text-align: center;">TOTAL VOTES</p>	<p>-----</p> <p>-----</p> <p>-----</p> <p>-----</p> <p>-----</p>

STATEMENT OF VOTES, GENERAL ELECTION, TUESDAY, NOVEMBER 3RD, 1970

PUT FIGURES
IN THIS COLUMN

The whole number of votes given for and against the _____
was _____
of which number _____
votes were marked **YES**
and _____
votes were marked **NO**

TOTAL VOTES

The whole number of votes given for and against the _____
was _____
of which number _____
votes were marked **YES**
and _____
votes were marked **NO**

TOTAL VOTES

The whole number of votes given for and against the _____
was _____
of which number _____
votes were marked **YES**
and _____
votes were marked **NO**

TOTAL VOTES

The whole number of votes given for and against the _____
was _____
of which number _____
votes were marked **YES**
and _____
votes were marked **NO**

TOTAL VOTES

The whole number of votes given for and against the _____
was _____
of which number _____
votes were marked **YES**
and _____
votes were marked **NO**

TOTAL VOTES

CERTIFICATE OF DETERMINATION

STATE OF MICHIGAN, }
 COUNTY OF MACOMB } ss.

The Board of County Canvassers of MACOMB County having Ascertained and Canvassed the Votes of the several Cities and Townships of said County, of the General Election, held on Tuesday, the Third day of November, A. D. 1970.

Do Hereby Certify and Determine

That JOHN T. BOWMAN having received the largest number of votes is elected to the office of **State Senator** 26TH District for a Term of 4 years

That JAMES D. GRAY having received the largest number of votes is elected to the office of **State Senator** 27TH District for a Term of 4 years

That JOHN T. KELSEY having received the largest number of votes is elected to the office of **Representative in State Legislature** 70TH District for a Term of 2 years

That THOMAS GUASTELLO having received the largest number of votes is elected to the office of **Representative in State Legislature** 71ST District for a Term of 2 years

That WARREN N. GOEMAERE having received the largest number of votes is elected to the office of **Representative in State Legislature** 72ND District for a Term of 2 years

That HAROLD B. CLARK having received the largest number of votes is elected to the office of **Representative in State Legislature** 73RD District for a Term of 2 years

That JOSEPH M. SNYDER having received the largest number of votes is elected to the office of **Representative in State Legislature** 74TH District for a Term of 2 years

That DAVID SEROTKIN having received the largest number of votes is elected to the office of **Representative in State Legislature** 75TH District for a Term of 2 years

That ROBERT A. VERKUILEN having received the largest number of votes is elected to the office of **County Commissioner** 1ST District for a Term of 2 years

That STEPHEN OKROS having received the largest number of votes is elected to the office of **County Commissioner** 2ND District for a Term of 2 years

That ORBA A. UNDERWOOD having received the largest number of votes is elected to the office of **County Commissioner** 3RD District for a Term of 2 years

That RONALD L. BONKOWSKI having received the largest number of votes is elected to the office of **County Commissioner** 4TH District for a Term of 2 years

That DENNIS M. DUTKO having received the largest number of votes is elected to the office of **County Commissioner** 5TH District for a Term of 2 years

That MICHAEL J. WALSH having received the largest number of votes is elected to the office of **County Commissioner** 6TH District for a Term of 2 years

That STEPHEN W. DANE having received the largest number of votes is elected to the office of **County Commissioner** 7TH District for a Term of 2 years

That WILLIAM M. DONOVAN having received the largest number of votes is elected to the office of **County Commissioner** 8TH District for a Term of 2 years

That JOSEPH P. PLUTTER having received the largest number of votes is elected to the office of **County Commissioner** 9TH District for a Term of 2 years

CERTIFICATE OF DETERMINATION

That BYRON E. NICHOLS having received the largest number of votes is elected to the office of **County Commissioner** 10TH **District** for a Term of 2 years

That EDMUND A. SCHMIDT having received the largest number of votes is elected to the office of **County Commissioner** 11TH **District** for a Term of 2 years

That RAY W. BRANDENBURG having received the largest number of votes is elected to the office of **County Commissioner** 12TH **District** for a Term of 2 years

That JOHN C. HRAMIEC having received the largest number of votes is elected to the office of **County Commissioner** 13TH **District** for a Term of 2 years

That JAMES J. HICKEY having received the largest number of votes is elected to the office of **County Commissioner** 14TH **District** for a Term of 2 years

That JOHN J. ZOCCOLA having received the largest number of votes is elected to the office of **County Commissioner** 15TH **District** for a Term of 2 years

That DONALD G. TARNOWSKI having received the largest number of votes is elected to the office of **County Commissioner** 16TH **District** for a Term of 2 years

That HERBERT P. MCHENRY having received the largest number of votes is elected to the office of **County Commissioner** 17TH **District** for a Term of 2 years

That WILLARD D. BACK having received the largest number of votes is elected to the office of **County Commissioner** 18TH **District** for a Term of 2 years

That MATHEW J. GABERTY having received the largest number of votes is elected to the office of **County Commissioner** 19TH **District** for a Term of 2 years

That THOMAS L. TOMLINSON having received the largest number of votes is elected to the office of **County Commissioner** 20TH **District** for a Term of 2 years

That PATRICK J. JOHNSON having received the largest number of votes is elected to the office of **County Commissioner** 21ST **District** for a Term of 2 years

That _____ having received the largest number of votes is elected to the office of **County Commissioner** _____ **District** for a Term of _____ years

That _____ having received the largest number of votes is elected to the office of **County Commissioner** _____ **District** for a Term of _____ years

That _____ having received the largest number of votes is elected to the office of **County Commissioner** _____ **District** for a Term of _____ years

That _____ having received the largest number of votes is elected to the office of **County Commissioner** _____ **District** for a Term of _____ years

That _____ having received the largest number of votes is elected to the office of **County Commissioner** _____ **District** for a Term of _____ years

That _____ having received the largest number of votes is elected to the office of **County Commissioner** _____ **District** for a Term of _____ years

That _____ having received the largest number of votes is elected to the office of **County Commissioner** _____ **District** for a Term of _____ years

CERTIFICATE OF DETERMINATION

NON-PARTISAN CANDIDATES

That EDWARD J. GALLAGHER having received the largest number of votes is elected to the office of Judge of the Circuit Court 16TH Circuit for a Term of 6 years

That _____ having received the largest number of votes is elected to the office of Judge of the Circuit Court _____ Circuit for a Term of _____ years

That DONALD J. PARENT having received the largest number of votes is elected to the office of Judge of the Probate Court for a Term of 6 years

That VERNE C. BOEWE having received the largest number of votes is elected to the office of 37TH DISTRICT JUDGE for a Term of 6 years

That ROY N. GRUENBURG having received the largest number of votes is elected to the office of 37TH DISTRICT JUDGE for a Term of 6 years

That ADAM M. NOWICKI having received the largest number of votes is elected to the office of 41ST DISTRICT JUDGE for a Term of 6 years

That _____ having received the largest number of votes is elected to the office of _____ for a Term of _____ years

That _____ having received the largest number of votes is elected to the office of _____ for a Term of _____ years

That _____ having received the largest number of votes is elected to the office of _____ for a Term of _____ years

That _____ having received the largest number of votes is elected to the office of _____ for a Term of _____ years

That _____ having received the largest number of votes is elected to the office of _____ for a Term of _____ years

That _____ having received the largest number of votes is elected to the office of _____ for a Term of _____ years

That _____ having received the largest number of votes is elected to the office of _____ for a Term of _____ years

That _____ having received the largest number of votes is elected to the office of _____ for a Term of _____ years

That _____ having received the largest number of votes is elected to the office of _____ for a Term of _____ years

That _____ having received the largest number of votes is elected to the office of _____ for a Term of _____ years

That _____ having received the largest number of votes is elected to the office of _____ for a Term of _____ years

That _____ having received the largest number of votes is elected to the office of _____ for a Term of _____ years

That _____ having received the largest number of votes is elected to the office of _____ for a Term of _____ years

That _____ having received the largest number of votes is elected to the office of _____ for a Term of _____ years

That _____ having received the largest number of votes is elected to the office of _____ for a Term of _____ years

That _____ having received the largest number of votes is elected to the office of _____ for a Term of _____ years

