

RETURN TO SECRETARY OF STATE WITHOUT DELAY

## County Canvassers' Statement

# General Primary Election

AUGUST 6, 1974

County of Macomb

**— PLEASE TYPE —**

---

### IMPORTANT

**NOTES:—It is very important that the statement of votes be accurately made, as there is not time to correspond with regard to mistakes before the expiration of the time allowed by law for making the official canvass.**

**A CAREFUL COMPARISON OF THE NAMES OF ALL CANDIDATES HERE RECORDED SHOULD BE MADE WITH THOSE APPEARING UPON THE BALLOT.**

**The Law requires the aggregate number of Votes and the number given for each individual to be WRITTEN OUT IN FULL. For convenience in canvassing, also extend the number in figures in the column prepared for that purpose, OBSERVING CLOSELY IN EACH INSTANCE THAT THE WRITING AND FIGURES AGREE.**

# COUNTY CANVASSER'S STATEMENT

STATEMENT OF VOTES given in the County of Macomb  
 State of Michigan, at the Primary Election held on Tuesday, the sixth day of August, in the year one  
 thousand nine hundred seventy-four, for the nomination of candidates of the political parties voting  
 therefor, and for the offices named herein.

The whole number of votes given for the candidates of the Democratic party for Governor	
was <u>sixty-three thousand, six hundred ninety-five</u>	<u>63,695</u>
and they were given for the following named persons:	
<b>JEROME P. CAVANAGH</b> received _____	
<u>fourteen thousand, one hundred forty-five</u> votes,	<u>14,145</u>
<b>SANDER M. LEVIN</b> received _____	
<u>thirty-eight thousand six hundred thirty-seven</u> votes,	<u>38,637</u>
<b>JAMES E. WELLS</b> received _____	
<u>ten thousand, nine hundred eleven</u> votes,	<u>10,911</u>
<b>SCATTERED</b> received _____	
<u>two</u> votes,	<u>2</u>
_____ received _____	
_____ votes,	
_____ received _____	
_____ votes,	
_____ received _____	
_____ votes,	
Total, .....	<u><u>63,695</u></u>

The whole number of votes given for the candidates of the Republican party for Governor	
was <u>nine thousand four hundred eighty three</u>	<u>9,483</u>
and they were given for the following named persons:	
<b>WILLIAM G. MILLIKEN</b> received _____	
<u>nine thousand four hundred eighty</u> votes,	<u>9,480</u>
<b>SCATTERED</b> received _____	
<u>three</u> votes,	<u>3</u>
_____ received _____	
_____ votes,	
_____ received _____	
_____ votes,	
_____ received _____	
_____ votes,	
_____ received _____	
_____ votes,	
_____ received _____	
_____ votes,	
Total, .....	<u><u>9,483</u></u>

The whole number of votes given for the candidates of the Democratic party for Representative in Congress ~~Twelfth~~ District was \_\_\_\_\_

twenty-three thousand one hundred fifteen 23,115

and they were given for the following named persons:

James G. O'Hara received \_\_\_\_\_  
twenty-three thousand one hundred thirteen votes, 23,113

SCATTERED received \_\_\_\_\_  
two votes, 2

\_\_\_\_\_ received \_\_\_\_\_ votes, \_\_\_\_\_

\_\_\_\_\_ received \_\_\_\_\_ votes, \_\_\_\_\_

Total, ..... 23,115

The whole number of votes given for the candidates of the Republican party for Representative in Congress Twelfth District was \_\_\_\_\_

three thousand six hundred twenty 3,620

and they were given for the following named persons:

Eugene J. Tyza received \_\_\_\_\_  
three thousand six hundred twenty votes, 3,620

\_\_\_\_\_ received \_\_\_\_\_ votes, \_\_\_\_\_

\_\_\_\_\_ received \_\_\_\_\_ votes, \_\_\_\_\_

\_\_\_\_\_ received \_\_\_\_\_ votes, \_\_\_\_\_

Total, ..... 3,620

The whole number of votes given for the candidates of the Democratic party for Representative in Congress Fourteenth District was \_\_\_\_\_

thirteen thousand four hundred sixtythree 13,463

and they were given for the following named persons:

Stanley Lechert, Jr. received \_\_\_\_\_  
one thousand seven hundred twenty seven votes, 1,727

Lucien N. Nedzi received \_\_\_\_\_  
nine thousand two hundred fifty seven votes, 9,257

Richard S. Wolski received \_\_\_\_\_  
two thousand four hundred seventy nine votes, 2,479

\_\_\_\_\_ received \_\_\_\_\_ votes, \_\_\_\_\_

Total, ..... 13,463

The whole number of votes given for the candidates of the Republican party for Representative in Congress \_\_\_\_\_ District was \_\_\_\_\_

and they were given for the following named persons:

\_\_\_\_\_ received \_\_\_\_\_ votes,

\_\_\_\_\_ received \_\_\_\_\_ votes,

\_\_\_\_\_ received \_\_\_\_\_ votes,

\_\_\_\_\_ received \_\_\_\_\_ votes,

Total, .....

The whole number of votes given for the candidates of the Democratic party for Representative in Congress \_\_\_\_\_ District was \_\_\_\_\_

and they were given for the following named persons:

\_\_\_\_\_ received \_\_\_\_\_ votes,

\_\_\_\_\_ received \_\_\_\_\_ votes,

\_\_\_\_\_ received \_\_\_\_\_ votes,

\_\_\_\_\_ received \_\_\_\_\_ votes,

Total, .....

The whole number of votes given for the candidates of the Republican party for Representative in Congress \_\_\_\_\_ District was \_\_\_\_\_

and they were given for the following named persons:

\_\_\_\_\_ received \_\_\_\_\_ votes,

\_\_\_\_\_ received \_\_\_\_\_ votes,

\_\_\_\_\_ received \_\_\_\_\_ votes,

\_\_\_\_\_ received \_\_\_\_\_ votes,

Total, .....

The whole number of votes given for the candidates of the Republican party for Representative in Congress Fourteenth District was \_\_\_\_\_

one thousand one hundred forty seven 1,147

and they were given for the following named persons:

Herbert O. Steiger received \_\_\_\_\_  
one thousand one hundred forty seven votes, 1,147

\_\_\_\_\_ received \_\_\_\_\_

\_\_\_\_\_ votes, \_\_\_\_\_

\_\_\_\_\_ received \_\_\_\_\_

\_\_\_\_\_ votes, \_\_\_\_\_

\_\_\_\_\_ received \_\_\_\_\_

\_\_\_\_\_ votes, \_\_\_\_\_

Total, ..... 1,147

The whole number of votes given for the candidates of the Democratic party for Representative in Congress Eighteenth District was \_\_\_\_\_

sixteen thousand nine hundred nineteen 16,919

and they were given for the following named persons:

James J. Blanchard received \_\_\_\_\_  
three thousand two hundred forty seven votes, 3,247

Adam E. Nowakowski received \_\_\_\_\_  
seven thousand nine hundred ninety two votes, 7,992

Michael F. O'Connor received \_\_\_\_\_  
two thousand four hundred ninety five votes, 2,495

Wilfred D. Webb received \_\_\_\_\_  
three thousand one hundred eighty five votes, 3,185

**SEE FOLLOWING PAGE** ..... 16,919

The whole number of votes given for the candidates of the Republican party for Representative in Congress Eighteenth District was \_\_\_\_\_

one thousand nine hundred ninety three 1,993

and they were given for the following named persons:

Robert J. Huber received \_\_\_\_\_  
one thousand nine hundred ninety three votes, 1,993

\_\_\_\_\_ received \_\_\_\_\_

\_\_\_\_\_ votes, \_\_\_\_\_

\_\_\_\_\_ received \_\_\_\_\_

\_\_\_\_\_ votes, \_\_\_\_\_

\_\_\_\_\_ received \_\_\_\_\_

\_\_\_\_\_ votes, \_\_\_\_\_

Total, ..... 1,993

The whole number of votes given for the candidates of the Democratic party for Representative in Congress \_\_\_\_\_ District was \_\_\_\_\_

and they were given for the following named persons:

\_\_\_\_\_ received \_\_\_\_\_ votes,

\_\_\_\_\_ received \_\_\_\_\_ votes,

\_\_\_\_\_ received \_\_\_\_\_ votes,

\_\_\_\_\_ received \_\_\_\_\_ votes,

Total, .....

The whole number of votes given for the candidates of the Republican party for Representative in Congress \_\_\_\_\_ District was \_\_\_\_\_

and they were given for the following named persons:

\_\_\_\_\_ received \_\_\_\_\_ votes,

\_\_\_\_\_ received \_\_\_\_\_ votes,

\_\_\_\_\_ received \_\_\_\_\_ votes,

\_\_\_\_\_ received \_\_\_\_\_ votes,

Total, .....

The whole number of votes given for the candidates of the Democratic party for Representative in Congress \_\_\_\_\_ District was \_\_\_\_\_

and they were given for the following named persons:

\_\_\_\_\_ received \_\_\_\_\_ votes,

\_\_\_\_\_ received \_\_\_\_\_ votes,

\_\_\_\_\_ received \_\_\_\_\_ votes,

\_\_\_\_\_ received \_\_\_\_\_ votes,

Total, .....

The whole number of votes cast for the office of Appellate Judge in the 2nd  
 Appellate District New Term, was One hundred two thousand, seven  
hundred fifty-nine

102,759

and they were given for the following named persons:

GORDON W. BRITTEN received One thousand, four  
hundred twenty-six votes,

1,426

MICHAEL F. CAVANAGH received Seven thousand, one  
hundred twenty-three votes,

7,123

JAMES P. CHURCHILL received Four thousand,  
forty seven votes,

4,047

JAMES CLARKSON received two thousand, four  
hundred seven votes,

2,407

WALTER P. CYNAR received Thirty one thousand,  
one hundred nine votes,

31,109

JAMES T. KALLMAN received One thousand, nine  
hundred thirty-five votes,

1,935

BERNARD L. KAUFMAN received Nine thousand, four  
hundred four votes,

9,404

MICHAEL J. KELLY received Ten thousand, nine  
hundred forty votes,

10,940

YALE LELAND KERBY received Four thousand, two  
hundred twenty-three votes,

4,223

E. BOOMIE MIKRUT received One thousand, eight  
hundred twenty-eight votes,

1,828

GEORGE E. MONTGOMERY received Sixteen thousand,  
twenty-seven votes,

16,027

MYRON F. POE received Two thousand,  
ninety-five votes,

2,095

FARRELL EUGENE ROBERTS received Three thousand,  
seven hundred twenty votes,

3,720

EUGENE E. SORDYL received One thousand, three  
hundred thirty-six votes,

1,336

THOMAS E. WOODS received Five thousand, one  
hundred thirty votes,

5,130

SCATTERED received Nine  
 votes,

09

received \_\_\_\_\_  
 votes,

Total, .....

102,759

The whole number of votes cast for the office of District Judge in the 41A Judicial District Regular Term, was Eleven thousand, twenty-eight

11,028

and they were given for the following named persons:

Robert I. Coulon received One thousand, six hundred ninety-nine votes,

1,699

Andrew R. Dranchak received Three thousand, six hundred forty-two votes,

3,642

William J. McGrail, Jr. received Two thousand, five hundred seventy-four votes,

2,574

Stanley E. Rainko received Three thousand, One hundred thirteen votes,

3,113

\_\_\_\_\_ received \_\_\_\_\_ votes,

\_\_\_\_\_ received \_\_\_\_\_ votes,

\_\_\_\_\_ received \_\_\_\_\_ votes,

\_\_\_\_\_ received \_\_\_\_\_ votes,

\_\_\_\_\_ received \_\_\_\_\_ votes,

\_\_\_\_\_ received \_\_\_\_\_ votes,

*SEE FOLLOWING PAGE*

Total, .....

11,028

The whole number of votes cast for the office of District Judge in the \_\_\_\_\_ Judicial District (to fill vacancy, term ending \_\_\_\_\_), was \_\_\_\_\_

and they were given for the following named persons:

\_\_\_\_\_ received \_\_\_\_\_

votes,

\_\_\_\_\_ received \_\_\_\_\_

votes,

\_\_\_\_\_ received \_\_\_\_\_

votes,

\_\_\_\_\_ received \_\_\_\_\_

votes,

\_\_\_\_\_ received \_\_\_\_\_

votes,

\_\_\_\_\_ received \_\_\_\_\_

votes,

\_\_\_\_\_ received \_\_\_\_\_

votes,

Total, .....



The whole number of votes cast for the office of District Judge in the \_\_\_\_\_ Judicial District New Term, was \_\_\_\_\_

and they were given for the following named persons:

\_\_\_\_\_ received \_\_\_\_\_

votes,

\_\_\_\_\_ received \_\_\_\_\_

votes,

\_\_\_\_\_ received \_\_\_\_\_

votes,

\_\_\_\_\_ received \_\_\_\_\_

votes,

\_\_\_\_\_ received \_\_\_\_\_

votes,

\_\_\_\_\_ received \_\_\_\_\_

votes,

\_\_\_\_\_ received \_\_\_\_\_

votes,

\_\_\_\_\_ received \_\_\_\_\_

votes,

\_\_\_\_\_ received \_\_\_\_\_

votes,

\_\_\_\_\_ received \_\_\_\_\_

votes,

\_\_\_\_\_ received \_\_\_\_\_

votes,

\_\_\_\_\_ received \_\_\_\_\_

votes,

\_\_\_\_\_ received \_\_\_\_\_

votes,

\_\_\_\_\_ received \_\_\_\_\_

votes,

\_\_\_\_\_ received \_\_\_\_\_

votes,

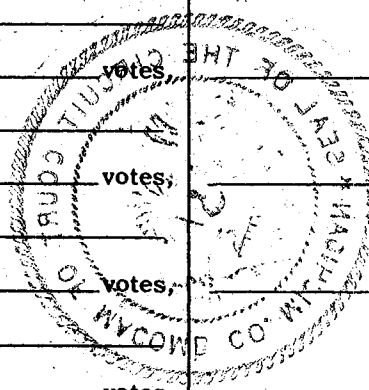

\_\_\_\_\_ received \_\_\_\_\_

votes,

\_\_\_\_\_ received \_\_\_\_\_

votes,

Total, .....



# Macomb County Clerk's Office

EDNA MILLER, Clerk

MOUNT CLEMENS, MICHIGAN

48043

SUZANNE CULVER

Chief Deputy Clerk



MACOMB COUNTY COURT BUILDING  
CLERK'S OFFICE, FIRST FLOOR

August 27, 1974

Secretary of State  
Election Division  
Treasury Building  
Lansing, Mi.

Attn: H. McGowan

Dear Mr. McGowan:

Per our telephone conversation this date, please substitute the attached August 6 Election results for the 41st A. (new) District Court that was previously received from this office.

Sincerely,

Louis Kreiter  
Chief Election Clerk

encl

The whole number of votes cast for the office of District Judge in the 41A <sup>(new)</sup> Judicial District (to fill vacancy, term ending \_\_\_\_\_), was \_\_\_\_\_  
Eleven thousand six hundred and seventy-three

11,673

and they were given for the following named persons:

ROBERT I. COULON received One thousand seven hundred and seventy-four votes,

1,774

ANDREW R. DRANCHAK received Three thousand nine hundred and thirty-nine votes,

3,939

WILLIAM J. McGRAIL JR. received TWO thousand six hundred and ninety-nine votes,

2,699

STANLEY E. RAINKO received Three thousand two hundred and sixty-one votes,

3,261

\_\_\_\_\_ received \_\_\_\_\_ votes,

\_\_\_\_\_ received \_\_\_\_\_ votes,

\_\_\_\_\_ received \_\_\_\_\_ votes,

\_\_\_\_\_ received \_\_\_\_\_ votes,

Total, .....

11,673

The whole number of votes cast for the office of District Judge in the \_\_\_\_\_ Judicial District (to fill vacancy, term ending \_\_\_\_\_), was \_\_\_\_\_

and they were given for the following named persons:

\_\_\_\_\_ received \_\_\_\_\_ votes,

\_\_\_\_\_ received \_\_\_\_\_ votes,

\_\_\_\_\_ received \_\_\_\_\_ votes,

\_\_\_\_\_ received \_\_\_\_\_ votes,

\_\_\_\_\_ received \_\_\_\_\_ votes,

\_\_\_\_\_ received \_\_\_\_\_ votes,

\_\_\_\_\_ received \_\_\_\_\_ votes,

Total, .....

The whole number of votes given for the candidates of the Democratic party for State  
Senator First District was \_\_\_\_\_  
six

006

and they were given for the following named persons:

Joseph Patterson received \_\_\_\_\_  
one votes,

001

William B. Fitzgerald received \_\_\_\_\_  
four votes,

004

Paul B. Hudson received \_\_\_\_\_  
one votes,

001

M. A. Bartoszewicz received \_\_\_\_\_  
none votes,

000

Total, .....  
006

The whole number of votes given for the candidates of the Republican party for State  
Senator First District was \_\_\_\_\_  
eighteen

18

and they were given for the following named persons:

Earl I. Heenan III received \_\_\_\_\_  
eighteen votes,

018

\_\_\_\_\_ received \_\_\_\_\_  
\_\_\_\_\_ votes,

\_\_\_\_\_ received \_\_\_\_\_  
\_\_\_\_\_ votes,

\_\_\_\_\_ received \_\_\_\_\_  
\_\_\_\_\_ votes,

\_\_\_\_\_ received \_\_\_\_\_  
\_\_\_\_\_ votes,

\_\_\_\_\_ received \_\_\_\_\_  
\_\_\_\_\_ votes,

Total, .....  
018

The whole number of votes given for the candidates of the Democratic party for State  
Senator Ninth District was \_\_\_\_\_  
seventeen thousand, sixty-six

17,066

and they were given for the following named persons:

Richard I. Anderson received \_\_\_\_\_  
two thousand eight hundred eight votes,

2,808

James F. Gerrits received \_\_\_\_\_  
two thousand nine hundred sixty votes,

2,960

Thomas Guastello received \_\_\_\_\_  
ten thousand five hundred thirty seven votes,

10,537

Anthony J. Polselli received \_\_\_\_\_  
seven hundred sixty votes,

760

Scattered votes,

01

Total, .....  
17,066

The whole number of votes given for the candidates of the Republican party for State  
Senator \_\_\_\_\_ District was \_\_\_\_\_

and they were given for the following named persons:

\_\_\_\_\_ received \_\_\_\_\_ votes,  
 \_\_\_\_\_ received \_\_\_\_\_ votes,  
 \_\_\_\_\_ received \_\_\_\_\_ votes,  
 \_\_\_\_\_ received \_\_\_\_\_ votes,  
 \_\_\_\_\_ received \_\_\_\_\_ votes,

Total, .....

The whole number of votes given for the candidates of the Democratic party for State  
Senator \_\_\_\_\_ District was \_\_\_\_\_

and they were given for the following named persons:

\_\_\_\_\_ received \_\_\_\_\_ votes,  
 \_\_\_\_\_ received \_\_\_\_\_ votes,  
 \_\_\_\_\_ received \_\_\_\_\_ votes,  
 \_\_\_\_\_ received \_\_\_\_\_ votes,  
 \_\_\_\_\_ received \_\_\_\_\_ votes,

Total, .....

The whole number of votes given for the candidates of the Republican party for State  
Senator \_\_\_\_\_ District was \_\_\_\_\_

and they were given for the following named persons:

\_\_\_\_\_ received \_\_\_\_\_ votes,  
 \_\_\_\_\_ received \_\_\_\_\_ votes,  
 \_\_\_\_\_ received \_\_\_\_\_ votes,  
 \_\_\_\_\_ received \_\_\_\_\_ votes,  
 \_\_\_\_\_ received \_\_\_\_\_ votes,

Total, .....

The whole number of votes given for the candidates of the Republican party for State  
Senator Ninth District was \_\_\_\_\_

three thousand thirty 3,030

and they were given for the following named persons:

David M. Serotkin received \_\_\_\_\_  
three thousand thirty votes, 3,030

\_\_\_\_\_ received \_\_\_\_\_

\_\_\_\_\_ votes, \_\_\_\_\_

\_\_\_\_\_ received \_\_\_\_\_

\_\_\_\_\_ votes, \_\_\_\_\_

\_\_\_\_\_ received \_\_\_\_\_

\_\_\_\_\_ votes, \_\_\_\_\_

Total, ..... 3,030

The whole number of votes given for the candidates of the Democratic party for State  
Senator Twenty-sixth District was \_\_\_\_\_

twenty two thousand six hundred eighty six 22,686

and they were given for the following named persons:

James D. Gray received \_\_\_\_\_  
five thousand eight hundred ninety votes, 5,890

Tom Potter received \_\_\_\_\_

eight hundred eight votes, 808

Anthony Sanfemio received \_\_\_\_\_

four thousand one hundred seven votes, 4,107

Joseph M. Snyder received \_\_\_\_\_

eleven thousand, eight hundred eighty one votes, 11,881

Total, ..... 22,686

The whole number of votes given for the candidates of the Republican party for State  
Senator Twenty-sixth District was \_\_\_\_\_

two thousand two hundred fifty six 2,256

and they were given for the following named persons:

John Lauve received \_\_\_\_\_  
eight hundred thirty one votes, 831

Robert L. Schultz received \_\_\_\_\_

one thousand four hundred twenty five votes, 1,425

\_\_\_\_\_ received \_\_\_\_\_

\_\_\_\_\_ votes, \_\_\_\_\_

\_\_\_\_\_ received \_\_\_\_\_

\_\_\_\_\_ votes, \_\_\_\_\_

Total, ..... 2,256

The whole number of votes given for the candidates of the Democratic party for State

Senator Twenty-seventh District was \_\_\_\_\_  
sixteen thousand four hundred sixty three

16,463

and they were given for the following named persons:

John T. Bowman received \_\_\_\_\_  
sixteen thousand four hundred fifty eight votes,

16,458

Scattered received \_\_\_\_\_  
five votes,

5

\_\_\_\_\_ received \_\_\_\_\_ votes,

\_\_\_\_\_ received \_\_\_\_\_ votes,

\_\_\_\_\_ received \_\_\_\_\_ votes,

Total, . . . . .

16,463

The whole number of votes given for the candidates of the Republican party for State

Senator Twenty-seventh District was \_\_\_\_\_  
two thousand one hundred forty two

2,142

and they were given for the following named persons:

Thomas Dale Regal received \_\_\_\_\_  
two thousand one hundred forty two votes,

2,142

\_\_\_\_\_ received \_\_\_\_\_ votes,

\_\_\_\_\_ received \_\_\_\_\_ votes,

\_\_\_\_\_ received \_\_\_\_\_ votes,

\_\_\_\_\_ received \_\_\_\_\_ votes,

Total, . . . . .

2,142

The whole number of votes given for the candidates of the Democratic party for State

Senator Twenty-eighth District was \_\_\_\_\_  
fifty five

55

and they were given for the following named persons:

Harold L. Richards received \_\_\_\_\_  
fifty five votes,

55

\_\_\_\_\_ received \_\_\_\_\_ votes,

\_\_\_\_\_ received \_\_\_\_\_ votes,

\_\_\_\_\_ received \_\_\_\_\_ votes,

\_\_\_\_\_ received \_\_\_\_\_ votes,

Total, . . . . .

55

The whole number of votes given for the candidates of the Democratic party for State  
Senator \_\_\_\_\_ District was \_\_\_\_\_

and they were given for the following named persons:

\_\_\_\_\_ received \_\_\_\_\_  
\_\_\_\_\_ votes,  
\_\_\_\_\_ received \_\_\_\_\_  
\_\_\_\_\_ votes,  
\_\_\_\_\_ received \_\_\_\_\_  
\_\_\_\_\_ votes,  
\_\_\_\_\_ received \_\_\_\_\_  
\_\_\_\_\_ votes,

Total, . . . . .

The whole number of votes given for the candidates of the Republican party for State  
Senator Twenty-eighth District was Twenty

and they were given for the following named persons:

Lloyd F. Buhl received \_\_\_\_\_  
Ten \_\_\_\_\_ votes, 10  
Alvin J. DeGrow received \_\_\_\_\_  
Ten \_\_\_\_\_ votes, 10  
\_\_\_\_\_ received \_\_\_\_\_  
\_\_\_\_\_ votes,  
\_\_\_\_\_ received \_\_\_\_\_  
\_\_\_\_\_ votes,

Total, . . . . .

The whole number of votes given for the candidates of the Democratic party for State  
Senator \_\_\_\_\_ District was \_\_\_\_\_

and they were given for the following named persons:

\_\_\_\_\_ received \_\_\_\_\_  
\_\_\_\_\_ votes,  
\_\_\_\_\_ received \_\_\_\_\_  
\_\_\_\_\_ votes,  
\_\_\_\_\_ received \_\_\_\_\_  
\_\_\_\_\_ votes,  
\_\_\_\_\_ received \_\_\_\_\_  
\_\_\_\_\_ votes,

Total, . . . . .



The whole number of votes given for the candidates of the Democratic party for Representative in the State Legislature 25th District was Nine thousand, Three hundred eighty-three

9,383

and they were given for the following named persons:

Dennis M. Dutko received Six thousand, One hundred twenty-four votes,

6,124

Thomas C. Miller received Three thousand, two hundred fifty-nine votes,

3,259

received \_\_\_\_\_ votes,

received \_\_\_\_\_ votes,

Total, ..... 9,383

The whole number of votes given for the candidates of the Republican party for Representative in the State Legislature 25th District was One thousand, fifty-nine

1,059

and they were given for the following named persons:

Warren O'Brien received One thousand, fifty-nine votes,

1,059

received \_\_\_\_\_ votes,

received \_\_\_\_\_ votes,

received \_\_\_\_\_ votes,

Total, ..... 1,059

The whole number of votes given for the candidates of the Democratic party for Representative in the State Legislature 26th District was Five thousand, four hundred forty-seven

5,447

and they were given for the following named persons:

James J. Johnstone received One thousand, nine hundred fifty-three votes,

1,953

George Safie received Three thousand, four hundred ninety-four votes,

3,494

received \_\_\_\_\_ votes,

received \_\_\_\_\_ votes,

Total, ..... 5,447

The whole number of votes given for the candidates of the Republican party for Representative in the State Legislature 26th District was One thousand, eight hundred twenty-five

1,825

and they were given for the following named persons:

Kirby Holmes received One thousand, eight hundred twenty-five votes,

1,825

\_\_\_\_\_ received \_\_\_\_\_ votes,

\_\_\_\_\_ received \_\_\_\_\_ votes,

\_\_\_\_\_ received \_\_\_\_\_ votes,

\_\_\_\_\_ received \_\_\_\_\_ votes,

\_\_\_\_\_ received \_\_\_\_\_ votes,

Total, .....

1,825

The whole number of votes given for the candidates of the Democratic party for Representative in the State Legislature 70th District was Six thousand, four hundred sixty-six

6,466

and they were given for the following named persons:

John T. Kelsey received Six thousand, four hundred fifty-six votes,

6,456

SCATTERED received Ten votes,

10

\_\_\_\_\_ received \_\_\_\_\_ votes,

\_\_\_\_\_ received \_\_\_\_\_ votes,

\_\_\_\_\_ received \_\_\_\_\_ votes,

\_\_\_\_\_ received \_\_\_\_\_ votes,

Total, .....

6,466

The whole number of votes given for the candidates of the Republican party for Representative in the State Legislature 70th District was Nine

09

and they were given for the following named persons:

SCATTERED received Nine votes,

09

\_\_\_\_\_ received \_\_\_\_\_ votes,

\_\_\_\_\_ received \_\_\_\_\_ votes,

\_\_\_\_\_ received \_\_\_\_\_ votes,

\_\_\_\_\_ received \_\_\_\_\_ votes,

\_\_\_\_\_ received \_\_\_\_\_ votes,

\_\_\_\_\_ received \_\_\_\_\_ votes,

Total, .....

09

The whole number of votes given for the candidates of the Democratic party for Representative in the State Legislature 71st District was Seven thousand, one hundred nine

7,109

and they were given for the following named persons:

Richard O. Brown received One thousand, five hundred ninety-one votes,  
Thomas L. Langell received Eight hundred forty-three votes,  
Dave Pierce received One thousand, seven hundred seventy-five votes,  
Sal Rocca received Two thousand, sixty-one votes,  
Adam Sumeracki received Eight hundred thirty-nine votes,  
 Total, . . . . .

1,591

843

1,775

2,061

839

7,109

The whole number of votes given for the candidates of the Republican party for Representative in the State Legislature 71st District was Six hundred seventy-nine

679

and they were given for the following named persons:

John G. Makris received One hundred eighty-two votes,  
Jerome H. Orlans received Eighty-one votes,  
Joseph W. Werner received Four hundred sixteen votes,  
 received \_\_\_\_\_ votes,  
 Total, . . . . .

182

81

416

679

The whole number of votes given for the candidates of the Democratic party for Representative in the State Legislature 72nd District was Five thousand, two hundred thirty-five

5,235

and they were given for the following named persons:

Warren N. Goemaere received Five thousand, two hundred thirty-one votes,  
SCATTERED received Four votes,  
 received \_\_\_\_\_ votes,  
 received \_\_\_\_\_ votes,  
 Total, . . . . .

5,231

04

5,235

The whole number of votes given for the candidates of the Republican party for Representative in the State Legislature 72nd District was Five hundred  
twenty-seven

527

and they were given for the following named persons:

J. Edward Wyszynski, Jr. received Five hundred  
twenty-six votes,

526

SCATTERED received One

01

received \_\_\_\_\_

votes, \_\_\_\_\_

received \_\_\_\_\_

votes, \_\_\_\_\_

Total, . . . . .

527

The whole number of votes given for the candidates of the Democratic party for Representative in the State Legislature 73rd District was Seven thousand,  
seven hundred thirty-two

7,732

and they were given for the following named persons:

Gilbert J. DiNello received Five thousand,  
seven hundred ninety-two votes,

5,792

Michael D. Gordon received One thousand,  
nine hundred forty votes,

1,940

received \_\_\_\_\_

votes, \_\_\_\_\_

received \_\_\_\_\_

votes, \_\_\_\_\_

Total, . . . . .

7,732

The whole number of votes given for the candidates of the Republican party for Representative in the State Legislature 73rd District was Six hundred eighty  
three

683

and they were given for the following named persons:

William B. Krebaum received Six hundred  
eighty-three votes,

683

received \_\_\_\_\_

votes, \_\_\_\_\_

received \_\_\_\_\_

votes, \_\_\_\_\_

received \_\_\_\_\_

votes, \_\_\_\_\_

Total, . . . . .

683

The whole number of votes given for the candidates of the Democratic party for Representative in the State Legislature 74th District was Seven thousand, nine hundred seventy-four

7,974

and they were given for the following named persons:

Charles LeBeau received One hundred fifty-six votes,

156

Robert C. MacDonald received One thousand, One hundred sixty-two votes,

1,162

Charles F. Peltier received Five hundred ninety-nine votes,

599

John M. Maynard received Four thousand, eighty-nine votes,

4,089

Dennis D. Sturtz received Four hundred forty-five

445

Timothy Larsen Torrento received One thousand, five hundred twenty three votes,

1,523

The whole number of votes given for the candidates of the Republican party for Representative in the State Legislature 74th District was Nine hundred eighty-seven

7,974

987

and they were given for the following named persons:

Johannes J. VanDeGraaf received Nine hundred eighty-seven votes,

987

\_\_\_\_\_ received \_\_\_\_\_ votes,

\_\_\_\_\_ received \_\_\_\_\_ votes,

\_\_\_\_\_ received \_\_\_\_\_ votes,

\_\_\_\_\_ received \_\_\_\_\_ votes,

\_\_\_\_\_ received \_\_\_\_\_ votes,

Total, . . . . .

987

The whole number of votes given for the candidates of the Democratic party for Representative in the State Legislature 75th District was Six thousand, forty-three

6,043

and they were given for the following named persons:

David E. Bonior received Six thousand, forty-two votes,

6,042

SCATTERED received One votes,

01

\_\_\_\_\_ received \_\_\_\_\_ votes,

\_\_\_\_\_ received \_\_\_\_\_ votes,

\_\_\_\_\_ received \_\_\_\_\_ votes,

\_\_\_\_\_ received \_\_\_\_\_ votes,

Total, . . . . .

6,043

The whole number of votes given for the candidates of the Republican party for Representative in the State Legislature 75th District was Two

02

and they were given for the following named persons:

SCATTERED received Two

02 votes,

received \_\_\_\_\_

votes,

received \_\_\_\_\_

votes,

received \_\_\_\_\_

votes,

Total, . . . . .

02

The whole number of votes given for the candidates of the Democratic party for Representative in the State Legislature 78th District was Four hundred twenty-one

421

and they were given for the following named persons:

Larry Burkhalter received Four Hundred

twenty-one votes,

421

received \_\_\_\_\_

votes,

received \_\_\_\_\_

votes,

received \_\_\_\_\_

votes,

Total, . . . . .

421

The whole number of votes given for the candidates of the Republican party for Representative in the State Legislature 78th District was One hundred fifty-seven

157

and they were given for the following named persons:

Roy L. Spencer received One hundred

fifty-seven votes,

157

received \_\_\_\_\_

votes,

received \_\_\_\_\_

votes,

received \_\_\_\_\_

votes,

Total, . . . . .

157

STATE OF MICHIGAN

County of Macomb } ss.

We do Hereby Certify, That the foregoing is a correct statement of the votes given in the County of Macomb at the Primary Election held on the sixth day of August, in the year one thousand nine hundred seventy-four for the nomination of candidates of the political parties voting therefor, and for the offices named herein.

In Witness Whereof, We have hereunto set our hands and caused to be

(Seal.)

affixed the seal of the Circuit Court for the County of \_\_\_\_\_

Macomb this fifteenth day

of August, in the year one thousand nine hundred seventy-four.

Attest:

Vincent Ludobbo  
Harold Luchman  
Mary E. Bushka  
Elsie J. Smith

Board of  
County  
Canvassers.

Edna Miller  
Clerk of Board of County Canvassers.

STATE OF MICHIGAN

County of Macomb } ss.

We do Hereby Certify, That the foregoing is a correct transcript of the statement of the Board of County canvassers, of the County of Macomb, of the votes given in this County for the nomination of candidates of the political parties voting therefor and for the offices named herein, at the Primary Election held on the sixth day of August, 1974, so far as it relates to the votes on the nomination of candidates named herein, as appears from the original statement on file in the office of the County Clerk.

In Witness Whereof, We have hereto set our hands and affixed the

seal of the Circuit Court for the County of Macomb

this fifteenth day of August, in the year

one thousand nine hundred and seventy-four.

(Seal.)

Edna Miller County Clerk.  
Vincent Ludobbo  
Chairman of the Board of County Canvassers.

NOTE:—Attach Seal in Each Instance.

# Macomb County Clerk's Office


EDNA MILLER, Clerk

MOUNT CLEMENS, MICHIGAN

48043

SUZANNE CULVER

Chief Deputy Clerk



MACOMB COUNTY COURT BUILDING  
CLERK'S OFFICE, FIRST FLOOR

August 20, 1974

Secretary of State  
Election Division  
Treasury Building  
Lansing, MI

Attn: H. McGowan

Dear Mr. McGowan:

Per our telephone conversation earlier this date, please substitute the attached August 6 election results for the 18th Congressional District with that previously received from this office.

Sincerely,

Louis Kreiter  
Chief Election Clerk

encl



The whole number of votes given for the candidates of the Democratic party for Representative in Congress Eighteenth District was \_\_\_\_\_

Seventeen thousand, five hundred four

17,504

and they were given for the following named persons:

James J. Blanchard received \_\_\_\_\_

Three thousand, three hundred sixty-five votes,

3,365

Adam E. Nowakowski received \_\_\_\_\_

Eight thousand, two hundred eighty-seven votes,

8,287

Michael F. O'Connor received \_\_\_\_\_

Two thousand, five hundred seventy-one votes,

2,571

Wilfred D. Webb received \_\_\_\_\_

Three thousand, two hundred eighty-one votes,

3,281

Total, .....

17,504

The whole number of votes given for the candidates of the Republican party for Representative in Congress Eighteenth District was \_\_\_\_\_

Two thousand, fifty-six

2,056

and they were given for the following named persons:

Robert J. Huber received \_\_\_\_\_

Two thousand, fifty-six votes,

2,056

Total, .....

2,056

The whole number of votes given for the candidates of the Democratic party for Representative in Congress \_\_\_\_\_ District was \_\_\_\_\_

and they were given for the following named persons:

\_\_\_\_\_ received \_\_\_\_\_

votes,

\_\_\_\_\_ received \_\_\_\_\_

votes,

\_\_\_\_\_ received \_\_\_\_\_

votes,

\_\_\_\_\_ received \_\_\_\_\_

votes,

Total, .....

# CANVASS OF VOTES CAST

— AT THE —

## GENERAL PRIMARY ELECTION

— HELD ON —

**Tuesday, the 6th day of August, A. D. 1974**

AND CANVASSED BY THE BOARD OF COUNTY CANVASSERS

of \_\_\_\_\_ County, Michigan

THE "KAZOO" CANVASS BOOK AND LOOSE LEAF  
ELECTION RECORD, COMBINED

By the use of this Canvass Book much time and labor is saved. It completely covers the canvass of the Election Returns by the Board of County Canvassers, and when signed by the members of said Board and County Clerk makes a perfect Election Record.

MANUFACTURED BY

# DOUBLEDAY BROS. & CO.

ELECTION SUPPLY MANUFACTURERS  
STATIONERS AND PRINTERS

1919 East Kilgore Road

KALAMAZOO, MICHIGAN

STATEMENT OF VOTES, GENERAL PRIMARY ELECTION, TUESDAY, AUGUST 6th, 1974

NAMES OF TOWNSHIPS AND ELECTION DISTRICTS	GOVERNOR DEMOCRATIC PARTY				GOVERNOR REPUBLICAN PARTY			
	JEROME P. CAVANAGH	SANDER M. LEVIN	JAMES E. WELLS	TOTALS	WILLIAM G. MILLIKEN	JAMES MC CORNVC	EDWARD BADACZEWSKI	TOTALS
MACOMB SECTION 1	VOTERS							
DISTRICT NO. 25								
CITY OF WARREN								
46A	25	3	17	3	23	1		1
46B	169	14	84	32	135	16		16
53	178	36	85	24	143	17		17
54	150	26	84	19	129	17		17
55	168	28	77	36	141	17		17
56	253	37	117	44	198	30		30
57	72	10	37	14	61	5		5
58	167	41	56	23	120	29		29
59	157	27	84	18	129	17		17
60	220	33	116	29	178	23		23
61	158	29	82	21	132	20		20
62	187	38	95	25	158	21		21
63	252	39	136	37	212	27		27
64	299	57	128	48	233	34		34
65	132	24	58	17	99	14		14
66	204	44	90	28	162	22		22
67	269	49	128	43	220	27		27
76	333	49	180	54	283	23		23
77	268	48	128	31	207	27		27
78	314	51	150	56	257	20		20
79	146	19	76	24	119	8		8
80	363	72	165	71	308	30		30
81	249	34	104	43	181	28		28
82	337	57	178	44	279	23		23
83	129	31	54	25	110	10		10
84	196	35	86	40	161	19		19
85	321	42	149	58	299	32		32
86	250	30	131	47	208	26		26
87	205	25	112	32	169	19		19
88	267	48	113	32	198	27		27
89	80	11	29	25	63	5		5
90	316	74	148	49	271	25		25
91	238	36	121	37	194	32		32
92	189	34	94	17	145	18		18
93	242	39	136	29	204	19		19
94	142	20	82	20	122	12		12
95	123	20	66	16	102	14		14
96	241	51	117	37	205	28		28
97	156	25	69	16	110	27		27
98	241	35	109	38	182	26		26
99	323	61	133	53	247	33		33
100	202	34	117	17	168	16		16
101	278	42	133	40	213	25		25
102	311	60	154	34	248	35		35
103	285	37	157	52	245	22		22
104	168	23	84	18	123	16		16
105	322	59	160	47	266	33		33
106	142	23	57	21	101	27		27
107	128	14	69	16	99	9		9
108	167	28	93	17	138	15		15
109	187	25	89	34	148	23		23
110	151	14	88	16	118	17		17
111	145	28	72	11	111	14		14
C.B. #1	272	53	106	34	193	46		46
C.B. #2	294	64	128	39	231	35		35
C.B. #3	290	63	115	33	211	48		48
C.B.								
C.B.								
TOTAL SECTION 1	12 070	2054	5826	1789	9669	1252	1	1254
(Totaled in Section 9)								
# 70	8939	1253	4114	1229		716		
71	72	8	42	11		9		
73	2574	458	1376	343		244		
TOTAL	23655	3713	11358	3372		2221		



STATEMENT OF VOTES, GENERAL PRIMARY ELECTION, TUESDAY, AUGUST 6th, 1974

NAMES OF TOWNSHIPS AND ELECTION DISTRICTS	Representative in Congress...18...District DEMOCRATIC PARTY					Representative in Congress...18...District REPUBLICAN PARTY				
	JAMES J. BLANCHARD	ADAM E. NOWAKOWSKI	MICHAEL F. O'CONNOR	WILFRED D. WEBB	TOTALS	ROBERT J. HUBER				TOTALS
MACOMB SECTION 1										
DISTRICT NO. 25 CITY OF WARREN										
46A										
46B	22	61	21	23	127	16				16
53										
54										
55	16	55	19	43	133	14				14
56	27	111	19	37	194	23				23
57										
58	32	57	11	19	119	27				27
59	11	60	22	33	126	16				16
60	22	87	31	25	165	18				18
61	19	56	19	24	118	17				17
62	19	78	29	18	144	15				15
63	31	100	28	40	199	24				24
64	57	124	16	19	216	30				30
65	12	66	15	7	100	14				14
66	17	88	30	21	156	17				17
67	23	89	49	50	211	23				23
76	29	168	37	53	287	21				21
77	30	112	20	32	194	26				26
78	27	167	36	25	255	18				18
79	6	70	17	27	120	9				9
80	51	179	37	37	304	27				27
81	44	100	30	8	182	25				25
82	36	112	45	81	274	22				22
83	16	36	12	44	108	7				7
84	16	36	27	80	159	17				17
85	38	96	37	88	259	27				27
86	35	76	31	58	200	24				24
87	13	44	38	76	171	19				19
88	45	110	17	20	192	26				26
89	14	28	5	10	57	6				6
90	38	149	52	20	259	24				24
91	39	95	24	29	187	31				31
92	19	49	75	12	155	12				12
93	27	84	66	26	203	13				13
94	12	47	28	24	111	9				9
95	24	45	15	8	92	14				14
96	33	97	50	21	201	25				25
97	17	64	16	11	108	23				23
98	41	91	33	8	173	23				23
99	33	143	34	33	243	26				26
100	20	91	26	28	165	12				12
101	42	96	31	34	203	23				23
102	44	93	50	46	233	26				26
103	28	110	38	67	243	21				21
104	19	57	27	24	127	22				22
105	45	118	42	57	262	29				29
106	27	46	13	10	96	24				24
107	16	41	23	17	97	9				9
108	21	55	26	30	132	17				17
109	18	77	35	10	140	19				19
110	20	58	19	22	119	17				17
111	19	60	25	8	112	13				13
C.B. #1										
C.B. #2	14	85	31	20	150	27				27
C.B. #3	24	100	38	50	212	48				48
C.B.										
C.B.										
TOTAL SECTION 1 (Totaled in Section 9)	1348	4317	1515	1613	8793	1035				1635
#70	202	530	141	381	1254	168				
#71	1697	3145	839	1191	6872	790				
#73	(14th District)									
TOTAL	3247	7992	2495	3185	16919	1993				

STATEMENT OF VOTES, GENERAL PRIMARY ELECTION, TUESDAY, AUGUST 6th, 1974

State Senator _____ 27 <sup>th</sup> District DEMOCRATIC PARTY					State Senator _____ 27 <sup>th</sup> District REPUBLICAN PARTY					NAMES OF TOWNSHIPS AND ELECTION DISTRICTS
JOHN T. BOWMAN				TOTALS	THOMAS DALE REGAL				TOTALS	
										MACOMB SECTION 1
										DISTRICT NO. 25 CITY OF WARREN
15				15	1				1	46A
93				93	15				15	46B
109				109	12				12	53
86				86	10				10	54
98				98	15				15	55
129				129	23				23	56
47				47	4				4	57
84				84	26				26	58
88				88	15				15	59
127				127	17				17	60
84				84	15				15	61
106				106	15				15	62
144				144	21				21	63
150				150	29				29	64
71				71	12				12	65
119				119	18				18	66
161				161	15				15	67
205				205	19				19	76
133				133	23				23	77
181				181	17				17	78
71				71	7				7	79
206				206	25				25	80
129				129	24				24	81
186				186	18				18	82
70				70	7				7	83
108				108	17				17	84
171				171	25				25	85
133				133	20				20	86
121				121	17				17	87
143				143	23				23	88
37				37	4				4	89
192				192	20				20	90
153				153	28				28	91
115				115	13				13	92
150				150	13				13	93
83				83	8				8	94
68				68	17				17	95
140				140	22				22	96
72				72	15				15	97
118				118	22				22	98
153				153	23				23	99
115				115	12				12	100
124				124	20				20	101
162				162	24				24	102
156				156	19				19	103
87				87	16				16	104
183				183	28				28	105
53				53	20				20	106
63				63	8				8	107
98				98	13				13	108
112				112	15				15	109
76				76	14				14	110
80				80	17				17	111
3				3	2				2	C.B.
156				156	25				25	C.B.
155				155	47				47	C.B.
										C.B.
										C.B.
										C.B.
										C.B.
6474				6474	960				960	TOTAL SECTION 1 (Totalled in Section 9)

#1  
#2  
#3

STATEMENT OF VOTES, GENERAL PRIMARY ELECTION, TUESDAY, AUGUST 6th, 1974

NAMES OF TOWNSHIPS AND ELECTION DISTRICTS	State Senator _____ District DEMOCRATIC PARTY					State Senator _____ District REPUBLICAN PARTY					TOTALS
					TOTALS					TOTALS	
<b>MACOMB SECTION 1</b>											
DISTRICT NO. 25											
CITY OF WARREN											
46A											
46B											
53											
54											
55											
56											
57											
58											
59											
60											
61											
62											
63											
64											
65											
66											
67											
76											
77											
78											
79											
80											
81											
82											
83											
84											
85											
86											
87											
88											
89											
90											
91											
92											
93											
94											
95											
96											
97											
98											
99											
100											
101											
102											
103											
104											
105											
106											
107											
108											
109											
110											
111											
C.B.											
C.B.											
C.B.											
C.B.											
C.B.											
TOTAL SECTION 1 (Totaled in Section 9)											

STATEMENT OF VOTES, GENERAL PRIMARY ELECTION, TUESDAY, AUGUST 6th, 1974

Repres't'ive in State Legislature 25 Dist. DEMOCRATIC PARTY				Repres't'ive in State Legislature 25 Dist. REPUBLICAN PARTY				NAMES OF TOWNSHIPS AND ELECTION DISTRICTS
THOMAS C. MILLER	DENNIS M. DUTKO		TOTALS	WARREN O'BRIEN		TOTALS	MACOMB SECTION 1	
								DISTRICT NO. 25 CITY OF WARREN
1	22		23	1		01	46A	
38	97		135	14		14	46B	
45	101		146	12		12	53	
32	91		123	14		14	54	
42	96		138	13		13	55	
72	131		203	22		22	56	
20	35		61	5		5	57	
41	84		125	27		27	58	
37	91		128	18		18	59	
61	115		176	21		21	60	
35	88		123	17		17	61	
52	105		157	19		19	62	
76	127		203	24		24	63	
86	154		240	31		31	64	
34	69		103	13		13	65	
38	118		156	18		18	66	
50	174		224	20		20	67	
73	272		295	21		21	76	
59	149		208	24		24	77	
84	181		265	14		14	78	
30	91		121	9		9	79	
91	209		300	29		29	80	
43	152		195	24		24	81	
113	157		270	21		21	82	
37	72		109	8		08	83	
49	109		158	17		17	84	
78	180		258	28		28	85	
53	142		197	24		24	86	
72	96		168	20		20	87	
46	153		199	24		24	88	
22	41		63	6		06	89	
80	185		265	24		24	89	
49	140		189	30		30	91	
52	99		151	18		18	92	
74	132		206	13		13	93	
60	60		120	11		11	94	
53	46		99	12		12	95	
99	105		204	25		25	96	
41	77		118	19		19	97	
55	128		183	21		21	98	
104	146		250	27		27	99	
107	67		174	14		14	100	
103	122		225	22		22	101	
122	129		251	28		28	102	
103	142		245	21		21	103	
42	93		135	21		21	104	
100	171		271	30		30	105	
40	58		98	24		24	106	
39	56		95	9		09	107	
69	67		136	18		18	108	
43	97		140	19		19	109	
32	82		114	15		15	110	
41	67		108	12		12	111	
CB#2	50	76	126	16		16	C.B.	
CB#3	83	127	210	47		47	C.B.	
							C.B.	
							C.B.	
3259	6124		9383	1059		1059	TOTAL SECTION 1 (Totalled in Section 9)	





STATEMENT OF VOTES, GENERAL PRIMARY ELECTION, TUESDAY, AUGUST 6th, 1974

																				NAMES OF TOWNSHIPS AND ELECTION DISTRICTS
																				MACOMB SECTION 1
																				DISTRICT NO. 25
																				CITY OF WARREN
																				46A
																				46B
																				53
																				54
																				55
																				56
																				57
																				58
																				59
																				60
																				61
																				62
																				63
																				64
																				65
																				66
																				67
																				76
																				77
																				78
																				79
																				80
																				81
																				82
																				83
																				84
																				85
																				86
																				87
																				88
																				89
																				90
																				91
																				92
																				93
																				94
																				95
																				96
																				97
																				98
																				99
																				100
																				101
																				102
																				103
																				104
																				105
																				106
																				107
																				108
																				109
																				110
																				111
																				C.B.
																				C.B.
																				C.B.
																				C.B.
																				C.B.
																				C.B.
																				TOTAL SECTION 1
																				(Totaled in Section 9)

STATEMENT OF VOTES, GENERAL PRIMARY ELECTION, TUESDAY, AUGUST 6th, 1974

		JUDGES OF THE COURT OF APPEALS, <sup>2nd</sup> DISTRICT—NEW TERM NON-PARTISAN											
NAMES OF TOWNSHIPS AND ELECTION DISTRICTS		GORDON W. BRITTEN	MICHAEL F. CAVANAGH	JAMES P. CHURCHILL	JAMES CLARKSON	WALTER P. CYNAR	JAMES T. KALLMAN	BERNARD L. KAUFMAN	MICHAEL J. KELLY	YALE LELAND KERBY	E. BOOMIE MIKRUT	GEORGE E. MONTGOMERY	MYRON F. POE
MACOMB SECTION 1													
DISTRICT NO. 25 CITY OF WARREN													
46A		0	1	0	0	9	1	2	0	2	5	10	0
46B		0	7	1	0	88	4	16	15	3	4	64	3
53		0	6	2	0	74	1	14	40	5	2	105	0
54		1	8	3	0	60	5	9	20	4	3	96	4
55		1	9	10	0	78	2	19	16	3	2	93	6
56		2	18	6	1	129	3	25	24	7	6	109	7
57		2	8	3	2	38	0	6	6	1	0	33	1
58		7	16	11	3	71	4	12	13	4	10	51	7
59		3	15	10	1	54	3	15	12	4	4	60	4
60		3	21	9	3	79	4	16	21	1	3	93	3
61		3	13	5	3	66	5	21	15	5	3	72	2
62		4	24	7	2	81	2	15	19	1	1	85	4
63		4	20	11	11	102	6	24	30	4	6	115	2
64		3	7	11	2	121	5	23	25	5	7	108	3
65		2	4	4	3	36	2	10	14	1	2	57	3
66		2	10	6	3	76	3	26	30	2	3	98	4
67		4	17	9	4	94	4	28	29	8	2	136	3
76		1	20	9	2	145	2	15	28	2	6	114	4
77		8	18	9	5	115	4	13	18	4	4	97	3
78		5	18	1	7	176	6	30	32	4	3	122	4
79		2	1	11	2	73	2	14	15	1	5	52	1
80		4	11	11	8	206	3	24	32	5	10	125	5
81		4	8	18	1	68	6	17	21	7	4	65	6
82		2	15	13	5	139	5	57	40	11	3	126	2
83		2	9	5	4	28	0	15	33	3	1	38	3
84		1	21	6	3	48	1	20	32	5	3	107	9
85		4	16	8	7	106	8	33	28	3	10	158	9
86		4	22	13	3	95	3	33	25	0	4	132	7
87		5	11	8	4	68	1	24	17	4	0	89	4
88		5	22	17	3	113	2	20	23	5	10	98	14
89		0	3	3	0	38	0	4	3	1	3	16	6
90		3	28	9	5	178	3	21	28	5	5	163	7
91		4	17	5	5	116	1	24	25	7	1	126	3
92		1	21	11	1	71	4	10	25	7	1	79	5
93		6	27	12	11	79	5	22	39	6	5	96	7
94		0	13	2	3	61	5	8	20	2	3	49	4
95		1	4	3	4	64	3	14	11	1	3	44	3
96		1	14	9	3	143	5	24	30	5	1	105	3
97		0	6	1	1	105	1	9	12	3	3	60	1
98		4	3	6	2	158	2	14	11	4	3	89	4
99		5	9	11	3	190	2	13	26	7	13	117	4
100		2	15	5	1	100	2	14	16	5	2	88	6
101		4	14	10	8	96	3	19	19	1	9	132	8
102		2	26	20	4	110	7	29	24	4	5	138	3
103		6	33	10	6	80	5	27	44	0	0	115	6
104		2	20	9	3	69	1	9	21	4	3	54	3
105		6	32	13	8	114	0	25	35	3	8	127	5
106		2	7	4	3	72	4	5	8	5	7	50	1
107		2	15	5	6	54	2	21	15	4	2	59	2
108		1	11	8	4	62	4	24	13	6	1	80	1
109		0	17	9	10	61	2	21	15	8	1	89	3
110		0	6	4	3	54	3	16	21	9	2	75	3
111		1	7	7	2	55	1	11	16	2	1	82	5
C.B. #1		9	33	11	8	137	5	23	19	1	4	145	2
C.B. #2		5	18	7	8	174	5	13	25	4	14	139	3
C.B. #3		8	16	12	10	185	4	18	20	4	10	126	2
C.B.													
C.B.													
TOTAL SECTION 1 (Totaled in Section 9)		159	811	443	222	5282	116	1028	1214	221	236	5145	227
# 70	8939	90	521	344	145	3218	119	556	983	323	174	4106	176
71	72	01	04	01	02	24	01	09	15	02	00	29	01
73	2574	27	175	104	83	1068	45	284	329	138	28	1206	47
TOTAL		277	1511	892	452	9592	341	1877	2541	684	438	10486	451

STATEMENT OF VOTES, GENERAL PRIMARY ELECTION, TUESDAY, AUGUST 6th, 1974

PRECINCT	NON-PARTISAN				TOTALS	NON-PARTISAN				TOTALS	NAMES OF TOWNSHIPS AND ELECTION DISTRICTS
	FARRELL EUGENE ROBERTS	EUGENE E. SORDYL	THOMAS E. WOODS	MICHAEL L. BOWIE							
46A	0	0	1		31						DISTRICT NO. 25
46B	2	2	10		219						CITY OF WARREN
53	5	3	7		263						46A
54	5	1	9		230						46B
55	5	5	8		256						47
56	5	5	17		362						48
57	2	0	2		104						49
58	7	4	7		221						50
59	2	3	12		202						51
60	4	1	11		272						52
61	2	2	11		228						53
62	2	2	5		254						54
63	3	5	15		358						55
64	3	0	12		341						56
65	0	2	10		164						57
66	6	8	14		283						58
67	5	5	16		364						59
76	3	2	13		366						60
77	1	0	10		309						61
78	6	2	13		428						62
79	4	3	3		189						63
80	7	2	9		463						64
81	3	1	7		237						65
82	3	5	10		428						66
83	2	1	5		149						67
84	2	16	15		279						68
85	13	5	16		424						69
86	4	4	16		361						70
87	6	3	14		257						71
88	13	8	13		366						72
89	0	0	1		078						73
90	2	3	19		479						74
91	2	1	7		344						75
92	3	3	9		252						76
93	3	2	14		334						77
94	4	2	7		183						78
95	1	3	1		160						79
96	3	1	12		359						80
97	1	1	4		208						81
98	3	4	3		310						82
99	8	2	9		420						83
100	6	2	11		275						84
101	7	7	14		351						85
102	14	2	13		401						86
103	11	8	26		377						87
104	1	1	12		212						88
105	1	3	28		407						89
106	5	2	8		183						90
107	1	2	8		198						91
108	2	1	9		227						92
109	4	0	4		244						93
110	5	3	7		211						94
111	4	1	3		198						95
CB#1	6	6	13		422						96
CB#2	4	3	19		441						97
CB#3	8	3	17		443						98
CB											99
	234	145	589	1	16133						100
											TOTAL SECTION 1 (Totaled in Section 9)
	176	102	421		11454						# 70
	01	01	03		94						# 71
	65	37	118		3754						# 73
	476	285	1131	1	31435						TOTAL



STATEMENT OF VOTES, GENERAL PRIMARY ELECTION, TUESDAY, AUGUST 6th, 1974

PROPOSALS

NAMES OF TOWNSHIPS AND ELECTION DISTRICTS

MACOMB SECTION 1

YES NO TOTAL YES NO TOTAL YES NO TOTAL YES NO TOTAL

DISTRICT NO. 25  
CITY OF WARREN

46A

46B

53

54

55

56

57

58

59

60

61

62

63

64

65

66

67

76

77

78

79

80

81

82

83

84

85

86

87

88

89

90

91

92

93

94

95

96

97

98

99

100

101

102

103

104

105

106

107

108

109

110

111

C.B.

C.B.

C.B.

C.B.

C.B.

TOTAL SECTION 1  
(Totaled in Section 9)

STATEMENT OF VOTES, GENERAL PRIMARY ELECTION, TUESDAY, AUGUST 6th, 1974

PROPOSALS

NAMES OF TOWNSHIPS AND ELECTION DISTRICTS

MACOMB SECTION 1

YES NO TOTAL YES NO TOTAL YES NO TOTAL YES NO TOTAL

DISTRICT NO. 25  
CITY OF WARREN

46A

46B

53

54

55

56

57

58

59

60

61

62

63

64

65

66

67

76

77

78

79

80

81

82

83

84

85

86

87

88

89

90

91

92

93

94

95

96

97

98

99

100

101

102

103

104

105

106

107

108

109

110

111

C.B.

C.B.

C.B.

C.B.

C.B.

C.B.

TOTAL SECTION 1

(Totaled in Section 9)

# CANVASS OF VOTES CAST

— AT THE —

# GENERAL PRIMARY ELECTION

— HELD ON —

**Tuesday, the 6th day of August, A. D. 1974**

AND CANVASSED BY THE BOARD OF COUNTY CANVASSERS

of \_\_\_\_\_ County, Michigan

THE "KAZOO" CANVASS BOOK AND LOOSE LEAF  
ELECTION RECORD, COMBINED

By the use of this Canvass Book much time and labor is saved. It completely covers the canvass of the Election Returns by the Board of County Canvassers, and when signed by the members of said Board and County Clerk makes a perfect Election Record.

MANUFACTURED BY

## DOUBLEDAY BROS. & CO.

ELECTION SUPPLY MANUFACTURERS  
STATIONERS AND PRINTERS

1919 East Kilgore Road

KALAMAZOO, MICHIGAN



STATEMENT OF VOTES, GENERAL PRIMARY ELECTION, TUESDAY, AUGUST 6th, 1974

NAMES OF TOWNSHIPS AND ELECTION DISTRICTS	GOVERNOR DEMOCRATIC PARTY				TOTALS	GOVERNOR REPUBLICAN PARTY				TOTALS
	JEROME P. CAVANAGH	SANDER M. LEVIN	JAMES E. WELLS	DORIS FURSTENAW		WILLIAM G. MILLIKEN				
<b>MACOMB SECTION 2</b>										
DISTRICT NO. 26										
06226 Chesterfield-1	174	30	88	25	143	25				25
2	264	47	123	35	205	31				31
3	294	54	159	30	243	18				18
4	178	38	76	24	132	15				15
5	259	60	115	38	213	33				33
6	228	51	104	34	189	24				24
C.B.	121	43	47	06	96	04				04
Harrison-9	155	27	82	23	132	17				17
10	195	40	85	20	145	16				16
B.C.	171	42	52	21	115	34				34
14227 Lenox-1	152	25	69	27	121	15				15
2	294	59	130	24	214	26	01			26
162 Macomb-1	222	40	110	27	177	27				27
2	332	61	152	47	260	48				48
3	243	31	126	29	186	18				18
C.B.										
62226 CITY OF NEW BALTIMORE										
2	218	41	72	22	135	46				46
3	206	42	90	23	153	34				34
C.B.	21	04	05	01	10	10				10
182 Ray	488	31	93	17	141	214				214
20227 Richmond	170	22	75	24	121	21				21
222 Shelby-1	221	31	102	27	160	44				44
2	323	44	129	50	223	59				59
3	263	32	155	24	211	27				27
4	260	39	102	42	183	50				50
5	231	35	96	36	167	41				41
6	208	31	102	15	148	22				22
7	228	31	95	43	169	43				43
8	287	44	128	36	208	51				51
9	76	13	36	05	54	06				06
10	176	29	91	11	131	29				29
11	220	35	110	30	175	40				40
12	250	46	101	45	192	40				40
13	217	27	102	39	168	32				32
14	188	37	80	24	141	16				16
15	214	44	79	29	152	42				42
16	102	20	41	15	76	18				18
17	129	18	77	14	109	17				17
18	170	26	72	19	117	29				29
19	119	24	39	16	79	31				31
C.B.	129	27	61	14	102	15				15
C.B.										
C.B.										
242 Washington-1	220	08	59	11	78	108				108
2	279	24	80	19	123	108				108
3	763	17	39	10	66	58				58
4	385	22	71	32	125	89				89
5	167	14	39	15	68	69				69
C.B.	80	07	16	03	26	47				47
64227 CITY OF RICHMOND										
1	217	33	84	21	138	77				77
2	182	37	64	16	117	51				51
TOTAL SECTION 2 (Totald in Section 9)	9999	1583	4097	1158	01	6839	1935			1935
CHESTERFIELD	1518	323	706	192	1221	150				150
HARRISON	521	109	219	64	392	67				67
LENOX	446	84	199	51	335	41	01			41
MACOMB	797	132	388	103	623	93				93
NEW BALTIMORE	445	87	167	46	300	90				90
RAY	488	31	93	17	141	214				214
RICHMOND	170	22	75	24	121	21				21
SHELBY	4021	633	1798	534	2965	652				652
WASHINGTON	1194	92	304	90	486	479				479
CITY OF RICHMOND	399	70	148	37	255	128				128

STATEMENT OF VOTES, GENERAL PRIMARY ELECTION, TUESDAY, AUGUST 6th, 1974

Representative in Congress...12...District DEMOCRATIC PARTY				Representative in Congress...12...District REPUBLICAN PARTY				NAMES OF TOWNSHIPS AND ELECTION DISTRICTS
JAMES G. O'HARA			TOTALS	EUGENE J. TYZA			TOTALS	
								MACOMB SECTION 2
								DISTRICT NO. 26
111			111	15			15	06226 Chesterfield-1
162			162	20			20	2
174			174	12			12	3
98			98	10			10	4
132			132	20			20	5
142			142	10			10	6
93			93	03			03	C.B.
101			101	08			08	Harrison-9
115			115	08			08	10
92			92	29			29	B.C.
87			87	08			08	14227 Lenox-1
184			184	18			18	2
136			136	14			14	162 Macomb-1
182			182	33			33	2
141			141	10			10	3
								C.B.
								62226 CITY OF NEW BALTIMORE
106			106	31			31	2
119			119	00			00	3
09			09	08			08	C.B.
103			103	138			138	182 Ray
78			78	12			12	20227 Richmond
128			128	29			29	222 Shelby-1
169			169	29			29	2
164			164	14			14	3
148			148	33			33	4
136			136	25			25	5
110			110	13			13	6
128			128	29			29	7
171			171	33			33	8
42			42	05			05	9
102			102	20			20	10
135			135	25			25	11
155			155	24			24	12
127			127	23			23	13
108			108	08			08	14
125			125	25			25	15
64			64	12			12	16
84			84	10			10	17
88			88	21			21	18
51			51	06			06	19
86			86	12			12	C.B.
								C.B.
								C.B.
58			58	57			57	242 Washington-1
97			97	72			72	2
52			52	30			30	3
87			87	55			55	4
50			50	42			42	5
25			25	41			41	C.B.
99			99	43			43	64227 CITY OF RICHMOND
80			80	34			34	1
								2
5236			5236	1177			1177	TOTAL SECTION 2 (Totaled in Section 9)
912			912	90			90	CHESTERFIELD
308			308	45			45	HARRISON
271			271	26			26	LENOX
459			459	57			57	MACOMB
234			234	39			39	NEW BALTIMORE
103			103	138			138	RAY
78			78	12			12	RICHMOND
2321			2321	396			396	SHELBY
371			371	297			297	WASHINGTON
179			179	77			77	CITY OF RICHMOND

STATEMENT OF VOTES, GENERAL PRIMARY ELECTION, TUESDAY, AUGUST 6th, 1974

NAMES OF TOWNSHIPS AND ELECTION DISTRICTS	Representative in Congress _____ District						Representative in Congress _____ District					
	DEMOCRATIC PARTY						REPUBLICAN PARTY					
						TOTALS						TOTALS
<b>MACOMB SECTION 2</b>												
DISTRICT NO. 26												
06226 Chesterfield-1												
2												
3												
4												
5												
6												
C.B.												
Harrison-9												
10												
B.C.												
14227 Lenox-1												
2												
162 Macomb-1												
2												
3												
C.B.												
62226 CITY OF NEW BALTIMORE												
2												
3												
C.B.												
182 Ray												
20227 Richmond												
222 Shelby-1												
2												
3												
4												
5												
6												
7												
8												
9												
10												
11												
12												
13												
14												
15												
16												
17												
18												
19												
C.B.												
C.B.												
C.B.												
242 Washington-1												
2												
3												
4												
5												
C.B.												
64227 CITY OF RICHMOND												
1												
2												
TOTAL SECTION 2 (Totaled in Section 9)												

STATEMENT OF VOTES, GENERAL PRIMARY ELECTION, TUESDAY, AUGUST 6th, 1974

State Senator 9 District DEMOCRATIC PARTY					State Senator 9 District REPUBLICAN PARTY					NAMES OF TOWNSHIPS AND ELECTION DISTRICTS
RICHARD I. ANDERSON	JAMES F. GERRITS	THOMAS GUASTELLO	ANTHONY J. POISELLI	ROBERT ASHTON	TOTALS	DAVID M. SEROTKIN	TOTALS	TOTALS		
									MACOMB SECTION 2	
									DISTRICT NO. 26	
23	21	67	07		118	24		24	06226 Chesterfield-1	
44	34	66	14		158	25		25	2	
51	39	107	11		208	23		23	3	
17	19	65	06		107	13		13	4	
34	36	84	05		159	23		23	5	
45	42	71	04		162	20		20	6	
12	18	52	02		84	04		04	C.B.	
25	10	73	04		112	14		14	Harrison-9	
30	24	72	04		130	17		17	10	
34	18	40	01		93	32		32	B.C.	
15	39	48	04		106	18		18	14227 Lenox-1	
08	39	129	04		180	27		27	2	
42	49	58	06		153	18		18	162 Macomb-1	
16	59	151	02		228	41		41	2	
14	45	96	16		171	15		15	3	
									C.B.	
									62226 CITY OF NEW BALTIMORE	
17	39	39	03		98	43		43	2	
17	42	64	04		127	30		30	3	
01	02	06	00		9	09		09	C.B.	
11	15	93	03		122	174		174	182 Ray	
16	17	79	00		112	19		19	20227 Richmond	
30	62	43	02		137	35		35	222 Shelby-1	
04	57	138	01		200	45		45	2	
06	05	160	22		193	18		18	3	
52	22	67	15		156	39		39	4	
37	52	49	07		145	35		35	5	
07	32	96	03		138	13		13	6	
12	21	97	26		156	34		34	7	
71	33	56	22	01	183	42		42	8	
13	09	22	02		46	05		05	9	
06	27	86	00		119	28		28	10	
08	15	114	25		162	25		25	11	
52	22	75	11		160	33		33	12	
49	40	40	02		131	26		26	13	
05	56	74	04		139	14		14	14	
08	19	92	18		137	30		30	15	
18	28	15	03		64	13		13	16	
03	34	59	02		98	12		12	17	
06	08	72	21		107	24		24	18	
15	15	23	11		64	13		13	19	
13	19	64	08		104	14		14	C.B.	
									C.B.	
									C.B.	
									242 Washington-1	
11	23	40	02		76	88		88	2	
17	25	63	05		110	93		93	3	
04	19	37	00		60	47		47	4	
16	27	75	05		123	69		69	5	
09	13	40	00		62	54		54	C.B.	
04	11	08	01		24	42		42		
									64227 CITY OF RICHMOND	
28	38	47	02		115	56		56	1	
12	39	47	02		100	42		42	2	
988	1378	3259	322	1	5948	1578		1578	TOTAL SECTION 2 (Totaled in Section 9)	
226	209	512	49		996	132		132	CHESTERFIELD	
89	52	185	09		335	63		63	HARRISON	
23	78	177	08		286	45		45	LENOX	
72	153	305	24		554	74		74	MACOMB	
35	83	109	07		234	82		82	NEW BALTIMORE	
11	15	93	03		122	174		174	RAY	
16	17	79	00		112	19		19	Richmond	
415	576	1442	205	01	2639	498		498	SHELBY	
61	118	263	13		455	393		393	WASHINGTON	
40	77	94	04		215	98		98	CITY OF Richmond	

STATEMENT OF VOTES, GENERAL PRIMARY ELECTION, TUESDAY, AUGUST 6th, 1974

NAMES OF TOWNSHIPS AND ELECTION DISTRICTS	State Senator _____ District					State Senator _____ District					TOTALS	TOTALS
	DEMOCRATIC PARTY					REPUBLICAN PARTY						
<b>MACOMB SECTION 2</b>												
DISTRICT NO. 26												
06226 Chesterfield-1												
2												
3												
4												
5												
6												
C.B.												
Harrison-9												
10												
B.C.												
14227 Lenox-1												
2												
162 Macomb-1												
2												
3												
C.B.												
62226 CITY OF NEW BALTIMORE												
2												
3												
C.B.												
182 Ray												
20227 Richmond												
222 Shelby-1												
2												
3												
4												
5												
6												
7												
8												
9												
10												
11												
12												
13												
14												
15												
16												
17												
18												
19												
C.B.												
C.B.												
C.B.												
242 Washington-1												
2												
3												
4												
5												
C.B.												
64227 CITY OF RICHMOND												
1												
2												
TOTAL SECTION 2 (Totaled in Section 9)												

STATEMENT OF VOTES, GENERAL PRIMARY ELECTION, TUESDAY, AUGUST 6th, 1974

Repres't've in State Legislature 26 Dist. DEMOCRATIC PARTY				Repres't've in State Legislature 26 Dist. REPUBLICAN PARTY				NAMES OF TOWNSHIPS AND ELECTION DISTRICTS
JAMES J. JOHNSTONE	GEORGE SAFE		TOTALS	KIRBY HOLMES		TOTALS		
								MACOMB SECTION 2
								DISTRICT NO. 26
34	101		135	23		23	06226 Chesterfield-1	
57	123		180	26		26	2	
75	137		212	16		16	3	
30	99		129	12		12	4	
41	143		184	23		23	5	
54	119		173	20		20	6	
17	85		99	04		04	C.B.	
33	74		107	10		10	Harrison-9	
44	76		120	11		11	10	
07	10		17	07		07	B.C.	
29	73		102	14		14	14227 Lenox-1	
37	152		189	26		26	2	
40	109		149	21		21	162 Macomb-1	
56	154		210	36		36	2	
37	125		162	16		16	3	
								C.B.
								62226 CITY OF NEW BALTIMORE
30	76		106	44		44	2	
41	95		136	28		28	3	
01	07		8	09		09	C.B.	
38	74		112	212		212	182 Ray	
40	53		93	18		18	20227 Richmond	
40	93		133	38		38	222 Shelby-1	
73	87		160	60		60	2	
63	101		164	29		29	3	
44	90		134	46		46	4	
53	77		130	44		44	5	
44	55		99	18		18	6	
59	74		133	41		41	7	
75	73		148	51		51	8	
12	28		40	07		07	9	
42	61		103	31		31	10	
63	61		124	29		29	11	
50	80		130	38		38	12	
53	52		105	36		36	13	
52	61		113	16		16	14	
38	63		101	40		40	15	
26	34		60	13		13	16	
32	48		80	13		13	17	
34	51		85	36		36	18	
24	22		46	18		18	19	
28	49		77	13		13	C.B.	
								C.B.
								C.B.
								BRUCE 1
66	42		108	71		71	242 Washington-1	
28	21		49	95		95	2	
45	48		93	104		104	3	
25	24		49	51		51	4	
40	54		94	90		90	5	
24	24		48	76		76	C.B.	
14	08		22	49		49	C.B.	
								64227 CITY OF RICHMOND
46	63		109	54		54	1	
22	65		87	42		42	2	
								TOTAL SECTION 2
								(Totaled in Section 9)
195	349		544	182		182	CHESTER FIELD	
305	807		1112	124		124	HARRISON	
84	160		244	28		28	LENOX	
66	225		291	40		40	MACOMB	
133	388		521	73		73	NEW BALTIMORE	
72	178		250	81		81	RAY	
38	74		112	212		212	RICHMOND	
40	53		93	18		18	SHELBY	
905	1260		2165	617		617	WASHINGTON	
242	221		355	536		536	CITY RICHMOND	
68	128		196	96		96		



STATEMENT OF VOTES, GENERAL PRIMARY ELECTION, TUESDAY, AUGUST 6th, 1974

																				NAMES OF TOWNSHIPS AND ELECTION DISTRICTS
																				MACOMB SECTION 2
																				DISTRICT NO. 26
																				06226 Chesterfield-1
																				2
																				3
																				4
																				5
																				6
																				C.B.
																				Harrison-9
																				10
																				B.C.
																				14227 Lenox-1
																				2
																				162 Macomb-1
																				2
																				3
																				C.B.
																				62226 CITY OF NEW BALTIMORE
																				2
																				3
																				C.B.
																				182 Ray
																				20227 Richmond
																				222 Shelby-1
																				2
																				3
																				4
																				5
																				6
																				7
																				8
																				9
																				10
																				11
																				12
																				13
																				14
																				15
																				16
																				17
																				18
																				19
																				C.B.
																				C.B.
																				C.B.
																				242 Washington-1
																				2
																				3
																				4
																				5
																				C.B.
																				64227 CITY OF RICHMOND
																				1
																				2
																				TOTAL SECTION 2
																				(Totaled in Section 9)



STATEMENT OF VOTES, GENERAL PRIMARY ELECTION, TUESDAY, AUGUST 6th, 1974

		JUDGES OF THE COURT OF APPEALS, <sup>2nd</sup> DISTRICT—NEW TERM NON-PARTISAN											
NAMES OF TOWNSHIPS AND ELECTION DISTRICTS		GORDON W. BRITTEN	MICHAEL F. CAVANAGH	JAMES P. CHURCHILL	JAMES CLARKSON	WALTER P. CYNAR	JAMES T. KALLMAN	BERNARD L. KAUFMAN	MICHAEL J. KELLY	YALE LELAND KERBY	E. BOOMIE MIKRU	GEORGE E. MONTGOMERY	MYRON F. POE
<b>MACOMB SECTION 2</b>													
DISTRICT NO. 26													
06226 Chesterfield-1		08	18	05	03	33	02	06	14	32	09	48	11
2		10	43	10	10	45	03	08	13	11	16	57	23
3		11	57	38	04	44	00	06	08	03	02	84	20
4		11	41	23	18	32	03	06	07	02	04	06	11
5		09	32	14	14	151	09	17	25	08	06	13	06
6		04	69	18	21	102	15	12	16	03	03	06	02
C.B.		02	15	00	02	83	00	13	03	04	03	07	01
Harrison-9		07	11	05	02	49	06	14	10	30	09	40	10
10		09	43	05	02	31	01	10	04	06	10	46	16
B.C.		04	13	04	02	112	14	20	08	06	01	23	05
14227 Lenox-1		02	22	16	05	65	05	15	38	10	01	06	00
2		02	07	22	03	132	06	38	33	29	03	16	05
162 Macomb-1		04	20	09	07	119	04	27	35	22	12	17	10
2		10	24	10	07	138	22	58	57	32	09	26	13
3		05	24	07	03	95	05	29	37	25	09	23	04
C.B.													
62226 CITY OF NEW BALTIMORE													
2		06	24	15	04	69	03	22	32	21	02	08	06
3		06	43	17	07	74	02	17	34	23	02	14	05
C.B.		00	03	01	02	11	00	07	03	01	01	01	01
182 Ray		11	48	34	22	135	11	43	39	17	05	24	25
20227 Richmond		12	30	16	13	63	08	30	13	19	04	09	08
222 Shelby-1		09	30	14	12	76	15	40	44	09	07	14	04
2		08	40	23	20	104	25	40	47	22	06	20	03
3		01	13	16	17	93	22	45	34	21	06	17	03
4		02	13	10	18	124	14	35	41	23	08	34	05
5		04	06	05	05	81	22	22	36	22	10	25	07
6		01	11	09	05	33	29	41	45	24	03	27	10
7		02	15	07	02	70	16	42	32	15	05	19	08
8		08	20	05	09	76	08	21	52	30	08	44	10
9		04	04	03	03	19	02	06	04	04	04	13	08
10		10	19	11	06	54	04	12	18	07	07	30	14
11		07	17	23	06	48	05	14	13	11	05	35	18
12		14	30	25	19	59	05	11	17	04	02	22	05
13		09	27	19	14	66	04	11	13	06	02	08	06
14		12	29	19	20	74	12	10	07	04	05	05	01
15		08	17	13	11	85	16	23	13	05	03	11	07
16		02	10	09	11	32	03	14	34	07	00	06	01
17		02	23	05	11	39	11	16	28	10	02	06	00
18		02	05	15	08	57	08	28	26	12	05	12	03
19		01	04	04	05	23	12	17	17	07	04	15	05
C.B.		03	08	05	08	79	13	13	21	00	10	06	02
C.B.													
C.B.													
242 Washington-1		12	25	27	12	42	07	20	24	10	02	12	05
2		15	24	22	17	64	17	45	42	19	09	32	07
3		09	13	15	08	27	11	18	20	21	05	14	06
4		15	39	29	15	63	08	45	59	35	13	33	02
5		05	26	15	04	32	02	13	25	21	04	17	03
C.B.		04	13	08	02	33	01	10	12	01	04	14	03
64227 CITY OF RICHMOND													
1		06	30	21	05	62	03	14	33	21	09	40	10
2		03	32	09	00	50	03	22	39	14	03	21	10
TOTAL SECTION 2 (Totaled in Section 9)		311	1130	655	424	3248	417	1046	1225	689	262	1026	348
CHESTERFIELD		55	275	108	72	490	32	68	86	63	43	221	74
HARRISON		20	67	14	06	192	21	44	22	42	20	109	31
LENOX		04	29	38	08	197	11	53	71	39	4	22	05
MACOMB		19	68	26	17	353	31	114	129	79	30	66	27
NEW BALTIMORE		12	70	33	13	154	5	46	69	45	5	23	12
RAY		11	48	34	22	135	11	43	39	17	5	24	25
Richmond		12	30	16	13	63	8	30	13	19	4	09	08
SHELBY		109	341	240	210	1292	246	461	542	243	102	369	120
WASHINGTON		60	140	116	58	261	46	151	182	107	37	122	26
City of Richmond		09	62	30	05	112	6	36	72	35	12	61	20

STATEMENT OF VOTES, GENERAL PRIMARY ELECTION, TUESDAY, AUGUST 6th, 1974

NON-PARTISAN					41 A. District Judge NEW NON-PARTISAN TERM					TOTALS	NAMES OF TOWNSHIPS AND ELECTION DISTRICTS
FARRELL EUGENE ROBERTS	EUGENE E. SORDYL	THOMAS E. WOODS	AL LAMBERT	EARL PHILLIPS	ROBERT COULON	ANDREW R DRANCHAK	WILLIAM J. Mc GRAY JR	STANLEY E RAINKO	TOTALS		
19	06	28							242	DISTRICT NO. 26	
31	12	41							333	06226 Chesterfield-1	
34	13	43							367	2	
25	06	28							223	3	
19	11	35							369	4	
05	05	56							337	5	
08	00	06							147	6	
										C.B.	
13	10	19							235	Harrison-9	
18	08	33							242	10	
08	04	07	01						232	B.C.	
05	00	08							198	14227 Lenox-1	
07	03	09							315	2	
10	03	12				91	38	32	174	162 Macomb-1	
20	03	13				126	57	69	257	2	
11	04	12				78	18	57	177	3	
										C.B.	
12	03	18							245	62226 CITY OF NEW BALTIMORE	
07	02	14							267	2	
00	00	01							32	3	
										C.B.	
53	10	55							532	182 Ray	
05	03	22							255	20227 Richmond	
05	01	08				44	68	33	168	222 Shelby-1	
14	03	10				35	90	97	235	2	
13	00	12				313	28	47	188	3	
08	02	12				349	49	34	204	4	
11	01	06				263	57	61	158	5	
25	02	03				269	16	55	155	6	
18	13	09				273	32	43	174	7	
24	06	27		01		349	56	85	223	8	
08	04	07				93	20	30	63	9	
25	07	25				249	25	51	137	10	
31	07	25				265	27	33	165	11	
34	06	35				288	49	31	186	12	
30	09	23				247	44	56	162	13	
07	09	21				235	20	36	149	14	
15	02	17				246	22	33	152	15	
02	01	03				135	21	36	85	16	
02	00	03				158	15	35	100	17	
01	04	08				194	16	41	126	18	
10	03	05				132	14	22	92	19	
10	01	05				184	20	27	109	C.B.	
										C.B.	
										C.B.	
31	08	24							261	242 Washington-	
20	06	34							373	1	
17	03	21							208	2	
20	07	29							412	3	
06	01	12							190	4	
08	00	04							117	5	
										es. CB	
04	07	21							286	64227 CITY OF RICHMOND	
07	01	13							227	1	
										2	
716	220	886	01	01	12,605	905	1021	1080	633	3639	
										TOTAL SECTION 2 (Totalled in Section 9)	
141	53	237							2018	CHESTERFIELD	
39	22	59	01						709	HARRISON	
12	03	17							513	LENOX	
41	10	37				295	107	158	48	608	
19	5	33								MACOMB	
53	10	55								NEW BALTIMORE	
05	3	22								RAY	
293	81	264		01		610	914	922	585	3031	
102	25	128								Richmond	
11	08	34								Shelby	
										Washington	
										CITY OF RICHMOND	



STATEMENT OF VOTES, GENERAL PRIMARY ELECTION, TUESDAY, AUGUST 6th, 1974

PROPOSALS

NAMES OF TOWNSHIPS AND ELECTION DISTRICTS

MACOMB SECTION 2

YES NO TOTAL YES NO TOTAL YES NO TOTAL YES NO TOTAL

DISTRICT NO. 26

06226 Chesterfield-1

2

3

4

5

6

C.B.

Harrison-9

10

B.C.

14227 Lenox-1

2

162 Macomb-1

2

3

C.B.

62226 CITY OF NEW BALTIMORE

2

3

C.B.

182 Ray

20227 Richmond

222 Shelby-1

2

3

4

5

6

7

8

9

10

11

12

13

14

15

16

17

18

19

C.B.

C.B.

C.B.

242 Washington-1

2

3

4

5

C.B.

64227 CITY OF RICHMOND

1

2

TOTAL SECTION 2

(Totaled in Section 9)



# CANVASS OF VOTES CAST

— AT THE —

# GENERAL PRIMARY ELECTION

— HELD ON —

**Tuesday, the 6th day of August, A. D. 1974**

AND CANVASSED BY THE BOARD OF COUNTY CANVASSERS

of \_\_\_\_\_ County, Michigan

THE "KAZOO" CANVASS BOOK AND LOOSE LEAF  
ELECTION RECORD, COMBINED

By the use of this Canvass Book much time and labor is saved. It completely covers the canvass of the Election Returns by the Board of County Canvassers, and when signed by the members of said Board and County Clerk makes a perfect Election Record.

MANUFACTURED BY

## DOUBLEDAY BROS. & CO.

ELECTION SUPPLY MANUFACTURERS  
STATIONERS AND PRINTERS

1919 East Kilgore Road

KALAMAZOO, MICHIGAN

STATEMENT OF VOTES, GENERAL PRIMARY ELECTION, TUESDAY, AUGUST 6th, 1974

NAMES OF TOWNSHIPS AND ELECTION DISTRICTS	GOVERNOR DEMOCRATIC PARTY				GOVERNOR REPUBLICAN PARTY		
	JEROME P. CAVANAGH	SANDER M. LEVIN	JAMES E. WELLS	TOTALS	WILLIAM G. MILLIKEN	LEO GARRY	TOTALS
MACOMB SECTION 3 <i>VOTERS</i>							
DISTRICT NO. 70 CITY OF WARREN							
1	93	20	38	14	72	11	11
2	100	16	55	17	88	7	7
3	300	34	150	60	244	14	19
4	259	30	142	37	209	25	25
5	233	39	112	57	202	15	15
6	228	30	104	72	206	15	15
7	143	26	73	20	119	10	10
8	167	31	75	34	140	11	11
9	68	7	30	12	49	13	13
10	128	29	71	12	112	5	6
11	239	36	121	34	191	28	28
12	288	45	149	56	250	23	23
13	229	46	116	25	182	16	16
14	70	14	41	4	59	5	5
15	161	14	88	8	110	11	11
16	311	55	187	35	277	23	23
17	170	31	96	14	141	12	12
21A	72	12	35	9	56	8	8
22	183	33	101	20	154	14	14
23	266	40	152	32	224	22	22
24	76	7	46	11	64	5	5
25	189	32	48	19	149	25	25
26	123	14	55	21	90	17	17
28	144	21	68	32	121	19	19
38	193	27	120	16	163	21	21
39	158	24	95	17	136	7	7
40	130	24	51	28	103	16	16
40A	143	23	54	21	98	24	24
41	221	27	127	31	183	16	16
42	119	32	57	18	107	8	8
43	66	16	36	9	61	2	2
43A	12	2	9	0	11	0	0
44	49	6	24	6	36	11	11
45	132	28	66	17	111	10	10
46	179	27	89	33	149	14	14
47	242	48	121	35	204	17	17
48	223	38	133	39	210	9	9
68	297	44	144	51	239	28	28
69	232	30	106	36	172	28	28
69A	122	13	74	13	100	11	11
70	101	15	45	19	79	12	12
71	250	23	133	46	202	17	17
72	217	27	100	34	161	30	30
73	230	44	90	42	176	30	30
74	161	27	80	20	127	21	21
75	252	41	124	39	204	30	30
76A	25	1	11	6	18	5	5
78A	45	4	22	4	30	2	2
C.B.	8939	1253	4114	1229	6590	716	
C.B.							
C.B.							
C.B.							
5227 CITY OF CENTER LINE							
1	421	103	192	61	356	30	30
2	253	47	140	34	221	17	17
3	218	31	118	26	173	14	14
4	285	55	140	35	230	16	16
5	357	43	182	64	289	20	20
6	404	83	180	70	333	35	33
C.B.	54	11	28	6	45	6	6
C.B.							
TOTAL SECTION 3 (Totaled in Section 9)	10031	1626	5094	1525	8245	887	81
WARREN	8939	1253	4114	1229	6590	716	01
CENTER LINE	1992	373	980	296	1649	143	

STATEMENT OF VOTES, GENERAL PRIMARY ELECTION, TUESDAY, AUGUST 6th, 1974

Representative in Congress...14...District  
DEMOCRATIC PARTY

Representative in Congress...14...District  
REPUBLICAN PARTY

STANLEY LECHERT, JR.	LUCIEN N. NEDZI	RICHARD S. WOLSKI	TOTALS	HERBERT O. STEIGER	TOTALS
8	41	12	61	11	11
10	57	16	83	4	4
28	141	52	221	17	12
18	131	35	184	20	20
24	109	41	174	6	6
18	133	28	179	6	6
18	72	11	101	6	6
11	87	31	129	5	5
8	25	3	36	9	9
14	64	18	96	5	5
17	109	33	159	21	21
18	161	48	227	12	12
21	118	28	167	13	13
4	41	2	47	3	3
8	69	19	96	9	9
25	162	40	227	14	14
16	75	34	125	9	9
3	33	12	48	5	5
28	98	26	134	16	16
33	127	29	189	13	13
6	50	10	66	4	4
19	91	21	131	14	14
16	43	28	87	15	15
20	68	23	111	15	15
13	107	25	145	10	10
12	98	26	136	4	4
15	54	22	91	13	13
12	61	22	95	16	16
21	97	51	169	11	11
10	52	35	97	1	1
12	26	13	51	2	2
1	6	4	11	0	0
23	132	38	193	12	12
27	112	39	176	3	3
30	126	69	225	18	18
9	78	75	162	17	17
12	50	33	95	9	9
33	228	71	332	13	13
24	141	33	198	13	13
20	114	28	162	7	7
22	144	42	208	10	10
46	153	42	241	11	11
44	184	86	314	22	22
4	35	9	48	6	6
773	4093	1363	6229	445	445
580	3094	1052	9726	363	363
193	999	311	1503	82	82

NAMES OF  
TOWNSHIPS AND  
ELECTION DISTRICTS

MACOMB SECTION 3

DISTRICT NO. 70  
CITY OF WARREN

- 1
- 2
- 3
- 4
- 5
- 6
- 7
- 8
- 9
- 10
- 11
- 12
- 13
- 14
- 15
- 16
- 17
- 21A
- 22
- 23
- 24
- 25
- 26
- 28
- 38
- 39
- 40
- 40A
- 41
- 42
- 43
- 43A
- 44
- 45
- 46
- 47
- 48
- 68
- 69
- 69A
- 70
- 71
- 72
- 73
- 74
- 75
- 76A
- 78A
- C.B.
- C.B.
- C.B.
- C.B.

5227 CITY OF CENTER LINE

- 1
- 2
- 3
- 4
- 5
- 6
- C.B.
- C.B.

TOTAL SECTION 3  
(Totaled in Section 9)



STATEMENT OF VOTES, GENERAL PRIMARY ELECTION, TUESDAY, AUGUST 6th, 1974

NAMES OF TOWNSHIPS AND ELECTION DISTRICTS	Representative in Congress 18 District DEMOCRATIC PARTY					Representative in Congress 18 District REPUBLICAN PARTY				
	JAMES J. BLANCHARD	ADAM E. NOWAKOWSKI	MICHAEL F. O'CONNOR	WILFRED D. WEBB	TOTALS	ROBERT J. HUBER				TOTALS
MACOMB SECTION 3										
DISTRICT NO. 70										
CITY OF WARREN										
1										
2										
3										
4										
5										
6										
7										
8										
9										
10										
11										
12										
13										
14										
15										
16										
17										
21A										
22										
23										
24										
25										
26										
28										
38										
39										
40										
40A										
41										
42										
43										
43A										
44	1	13	4	17	35	7				7
45	13	37	18	39	107	8				8
46	21	74	14	33	142	18				18
47										
48										
68										
69										
69A										
70	11	37	15	16	79	11				11
71	28	74	15	77	194	17				17
72	25	68	10	55	158	28				28
73	34	68	21	44	167	27				27
74	27	45	11	40	123	20				20
75	40	74	27	58	199	27				27
76A	2	9	2	2	15	3				3
78A	0	31	4	0	35	2				2
C.B.										
C.B.										
C.B.										
C.B.										
5227 CITY OF CENTER LINE										
1										
2										
3										
4										
5										
6										
C.B.										
C.B.										
TOTAL SECTION 3 (Totaled in Section 9)	202	530	141	381	1254	168				168

STATEMENT OF VOTES, GENERAL PRIMARY ELECTION, TUESDAY, AUGUST 6th, 1974

State Senator <u>26</u> District DEMOCRATIC PARTY					State Senator <u>26</u> District REPUBLICAN PARTY					NAMES OF TOWNSHIPS AND ELECTION DISTRICTS
JAMES P. GRAY	TOM POTTER	ANTHONY SANFEMIO	JOSEPH M. SNYDER	TOTALS	JOHN LAUVE	ROBERT L. SCHULTZ	TOTALS			
										MACOMB SECTION 3
										DISTRICT NO. 70
										CITY OF WARREN
42	1	5	18	66	4	7	11		1	
58	1	5	25	89	1	6	7		2	
123	7	15	107	252	4	7	11		3	
94	6	14	96	210	7	10	17		4	
101	5	4	88	198	3	3	6		5	
107	7	24	69	207	0	7	7		6	
68	1	12	37	118	5	4	9		7	
69	4	12	60	145	0	4	4		8	
21	3	2	15	41	2	8	10		9	
46	5	7	47	105	0	5	5		10	
109	4	7	71	191	7	14	21		11	
87	5	34	121	247	4	11	15		12	
									13	
									14	
65	2	7	46	120	7	3	10		15	
118	10	27	100	255	8	9	17		16	
87	8	13	39	147	2	7	9		17	
29	0	1	21	51	0	4	4		21A	
64	6	13	62	145	5	13	18		22	
133	4	12	72	221	6	9	15		23	
32	0	4	32	68	4	1	5		24	
81	5	6	56	148	10	6	16		25	
57	7	8	28	94	9	7	16		26	
50	8	10	49	117	7	9	16		28	
80	6	14	57	157	8	4	12		38	
61	5	22	49	137	1	3	4		39	
32	6	16	42	96	2	11	13		40	
									40A	
									41	
									42	
									43	
6	2	0	3	11	0	0	0		43A	
									44	
									45	
80	12	26	77	195	0	13	13		46	
66	13	44	69	192	1	3	4		47	
									48	
									68	
									69	
									69A	
									70	
									71	
									72	
									73	
									74	
									75	
									76A	
									78A	
112	13	19	50	194	10	27	37		C.B. #1	
									C.B. #2	
19	1	1	15	36	1	0	1		C.B. #3	
									C.B.	
										5227 CITY OF CENTER LINE
107	27	55	150	339	7	13	20		1	
62	9	55	86	212	3	10	13		2	
62	25	18	72	177	8	4	12		3	
75	12	25	119	231	1	11	12		4	
99	14	78	95	286	3	8	11		5	
120	10	50	150	330	8	16	24		6	
19	2	5	20	46	1	5	6		C.B.	
									C.B.	
2635	256	670	2313	5874	149	282	431		TOTAL SECTION 3 (Totalled in Section 9)	
2091	157	384	1621	4253	118	215	333		WARREN	
544	99	286	692	1621	31	67	98		CENTER LINE	

STATEMENT OF VOTES, GENERAL PRIMARY ELECTION, TUESDAY, AUGUST 6th, 1974

NAMES OF TOWNSHIPS AND ELECTION DISTRICTS	State Senator <u>27</u> District DEMOCRATIC PARTY					State Senator <u>27</u> District REPUBLICAN PARTY				
	JOHN T. BOWMAN	JACK CARTNER			TOTALS	THOMAS DALE REGAL				TOTALS
MACOMB SECTION 3										
DISTRICT NO. 70										
CITY OF WARREN										
1										
2										
3										
4										
5										
6										
7										
8										
9										
10										
11										
12										
13	136				136	13				13
14	39				39	2				2
15										
16										
17										
21A										
22										
23										
24										
25										
26										
28										
38										
39										
40										
40A	67				67	16				16
41	130				130	12				12
42	71				71	1				1
43	40				40	2				2
43A										
44	26				26	7				7
45	74				74	5				5
46	111				111	16				16
47										
48										
68	179				179	19				19
69	124				124	17				17
69A	76				76	9				9
70	58				58	11				11
71	140				140	17				17
72	109				109	28				28
73	124				124	22				22
74	81				81	18				18
75	154				154	23				23
76A	13				13	3				3
78A	23				23	0				0
C.B. - 1										
C.B. - 2		01			1					
C.B.										
C.B.										
5227 CITY OF CENTER LINE										
1										
2										
3										
4										
5										
6										
C.B.										
C.B.										
TOTAL SECTION 3 (Totaled in Section 9)	1775	01			1776	241				241

STATEMENT OF VOTES, GENERAL PRIMARY ELECTION, TUESDAY, AUGUST 6th, 1974

Repres't'ive in State Legislature 70. Dist. DEMOCRATIC PARTY				Repres't'ive in State Legislature 70. Dist. REPUBLICAN PARTY				NAMES OF TOWNSHIPS AND ELECTION DISTRICTS
JOHN T. KELSEY	<del>James Fouts</del> IRENE FOUTS		TOTALS	JAMES FOUTS		TOTALS		
								MACOMB SECTION 3
								DISTRICT NO. 70
								CITY OF WARREN
57			57				1	
69			69				2	
171			171				3	
165			165				4	
158			158				5	
160			160				6	
82			82				7	
107			107				8	
27			27				9	
84			84				10	
155			155				11	
180			180				12	
160			160				13	
39			39				14	
98			98				15	
233			233				16	
123			123				17	
44			44				21A	
131			131				22	
189			189				23	
56			56				24	
116			116				25	
74			74				26	
85			85				28	
136			136				38	
111			111				39	
68			68				40	
78			78				40A	
141			141				41	
80			80				42	
47			47				43	
7			7				43A	
31			31				44	
81			81				45	
112			112				46	
157			157				47	
127			127				48	
186			186				68	
132			132				69	
79			79				69A	
59			59	1			70	
146			146				71	
107			107				72	
120	1		120	1			73	
85			85				74	
157	6		163	7			75	
14			14				76A	
23			23				78A	
124			124				C.B. #1	
77	01		78				C.B. #2	
							C.B.	
							C.B.	
							5227 CITY OF CENTER LINE	
261			261				1	
162			162				2	
120			120				3	
179			179				4	
213			213				5	
243	1		244				6	
41			41				C.B.	
							C.B.	
6454	9	1	6466	9		9	TOTAL SECTION 3 (Totaled in Section 9)	
5237	09		5246	09		09	WARREN	
1219		01	1220				CENTER LINE	

STATEMENT OF VOTES, GENERAL PRIMARY ELECTION, TUESDAY, AUGUST 6th, 1974

NAMES OF TOWNSHIPS AND ELECTION DISTRICTS	Repres't've in State Legislature _____ Dist. DEMOCRATIC PARTY					TOTALS	Repres't've in State Legislature _____ Dist. REPUBLICAN PARTY					TOTALS
<b>MACOMB SECTION 3</b>												
DISTRICT NO. 70												
CITY OF WARREN												
1												
2												
3												
4												
5												
6												
7												
8												
9												
10												
11												
12												
13												
14												
15												
16												
17												
21A												
22												
23												
24												
25												
26												
28												
38												
39												
40												
40A												
41												
42												
43												
43A												
44												
45												
46												
47												
48												
68												
69												
69A												
70												
71												
72												
73												
74												
75												
76A												
78A												
C.B.												
C.B.												
C.B.												
C.B.												
5227 CITY OF CENTER LINE												
1												
2												
3												
4												
5												
6												
C.B.												
C.B.												
TOTAL SECTION 3 (Totaled in Section 9)												

STATEMENT OF VOTES, GENERAL PRIMARY ELECTION, TUESDAY, AUGUST 6th, 1974

								NAMES OF TOWNSHIPS AND ELECTION DISTRICTS			
				TOTALS				MACOMB SECTION 3			
								DISTRICT NO. 70			
								CITY OF WARREN			
								1			
								2			
								3			
								4			
								5			
								6			
								7			
								8			
								9			
								10			
								11			
								12			
								13			
								14			
								15			
								16			
								17			
								21A			
								22			
								23			
								24			
								25			
								26			
								28			
								38			
								39			
								40			
								40A			
								41			
								42			
								43			
								43A			
								44			
								45			
								46			
								47			
								48			
								68			
								69			
								69A			
								70			
								71			
								72			
								73			
								74			
								75			
								76A			
								78A			
								C.B.			
								C.B.			
								C.B.			
								C.B.			
								5227 CITY OF CENTER LINE			
								1			
								2			
								3			
								4			
								5			
								6			
								C.B.			
								C.B.			
								TOTAL SECTION 3			
								(Totaled in Section 9)			

STATEMENT OF VOTES, GENERAL PRIMARY ELECTION, TUESDAY, AUGUST 6th, 1974

JUDGES OF THE COURT OF APPEALS, 2<sup>nd</sup> DISTRICT-NEW TERM  
NON-PARTISAN

NAMES OF TOWNSHIPS AND ELECTION DISTRICTS	JUDGES OF THE COURT OF APPEALS, 2 <sup>nd</sup> DISTRICT-NEW TERM NON-PARTISAN											
	GORDON W. BRITTEN	MICHAEL F. CAVANAGH	JAMES P. CHURCHILL	JAMES CLARKSON	WALTER P. CYNAR	JAMES T. KALLMAN	BERNARD L. KAUFMAN	MICHAEL J. KELLY	YALE LELAND KERBY	E. BOOMIE MIKRUT	GEORGE E. MONTGOMERY	MYRON F. POE
MACOMB SECTION 3												
DISTRICT NO. 70												
CITY OF WARREN												
1	3	8	9	4	31	15	10	14	5	37	2	
2	1	3	8	2	39	5	5	17	2	51	1	
3	4	12	11	5	120	4	12	22	17	199	2	
4	1	10	12	5	107	8	12	30	9	172	4	
5	1	13	14	2	92	5	17	21	11	177	3	
6	0	14	8	5	110	6	13	28	3	133	4	
7	0	14	3	1	60	3	15	13	1	87	3	
8	0	8	5	2	75	3	7	20	2	105	2	
9	2	3	0	3	19	1	8	7	1	42	0	
10	3	17	8	2	43	0	11	20	2	73	6	
11	2	12	5	2	116	1	7	24	10	158	6	
12	5	22	10	4	144	4	13	26	5	181	11	
13	1	17	7	6	99	0	17	26	11	144	6	
14	2	6	4	0	18	1	11	7	2	34	0	
15	2	5	7	2	77	5	11	16	1	89	0	
16	2	17	10	7	127	8	22	42	3	123	5	
17	6	9	10	3	51	2	13	31	2	81	7	
21A	0	5	2	2	29	2	7	10	0	35	2	
22	0	10	5	0	75	3	17	25	4	79	4	
23	1	16	8	4	120	1	12	30	0	157	3	
24	0	9	3	2	31	0	0	11	1	36	1	
25	3	7	8	1	63	1	9	30	1	74	4	
26	6	10	8	3	43	2	5	17	1	66	3	
28	6	8	10	3	53	1	5	18	3	71	3	
38	6	11	9	4	69	1	10	20	0	81	1	
39	1	9	4	0	87	0	9	18	6	76	2	
40	0	7	4	0	64	0	10	10	6	77	4	
40A	4	6	5	2	52	3	13	10	7	80	4	
41	1	16	4	2	92	2	9	25	3	111	4	
42	0	7	4	2	54	3	4	13	5	51	6	
43	2	5	1	1	30	1	3	12	1	25	2	
43A	0	1	0	2	3	1	1	3	2	5	0	
44	0	7	2	1	14	1	6	5	0	21	2	
45	4	14	8	2	61	1	9	19	2	48	6	
46	1	14	9	3	104	3	10	24	5	62	1	
47	3	21	9	4	126	4	14	25	2	152	4	
48	1	13	12	10	88	7	20	28	2	119	6	
68	4	17	23	12	22	2	39	63	6	153	8	
69	1	17	11	3	84	5	15	35	10	109	10	
69A	3	4	5	0	32	1	10	17	3	67	2	
70	1	8	3	2	33	2	8	15	3	39	4	
71	4	19	15	8	98	3	22	36	3	115	5	
72	2	15	7	3	54	3	26	20	8	74	8	
73	2	23	18	4	74	1	21	25	8	80	3	
74	3	9	6	3	49	1	12	20	2	46	3	
75	6	21	10	6	94	5	19	34	1	84	7	
76A	0	1	0	1	12	0	0	2	0	17	1	
78A	0	1	0	0	25	1	2	4	0	16	2	
C.B.												
C.B.												
C.B.												
C.B.												
5227 CITY OF CENTER LINE												
1	7	48	15	6	195	8	28	52	8	136	5	
2	2	25	15	7	114	2	24	41	2	75	2	
3	0	16	6	7	88	2	17	23	5	57	5	
4	2	20	13	9	138	4	26	57	1	80	2	
5	3	20	19	7	123	9	43	52	0	83	6	
6	1	16	8	8	141	9	49	53	9	149	9	
C.B.	1	5	2	3	33	3	11	4	1	22	1	
C.B.												
TOTAL SECTION 3 (Totaled in Section 9)	106	671	422	192	4100	156	754	1265	447	200	4708	206
WARREN	90	521	344	145	3218	119	556	983	323	174	4106	176
CENTER LINE	16	150	78	47	882	37	198	282	124	26	602	30

STATEMENT OF VOTES, GENERAL PRIMARY ELECTION, TUESDAY, AUGUST 6th, 1974

NON-PARTISAN				NON-PARTISAN				TOTALS	NAMES OF TOWNSHIPS AND ELECTION DISTRICTS
FARRELL EUGENE ROBERTS	EUGENE E. SORDYL	THOMAS E. WOODS	FRANK J. HILFMAN	TOTALS	TOTALS	TOTALS			
								MACOMB SECTION 3	
								DISTRICT NO. 70	
								CITY OF WARREN	
				134				1	
				146				2	
				454				3	
				399				4	
				372				5	
				353				6	
				216				7	
				250				8	
				104				9	
				205				10	
				355				11	
				447				12	
				360				13	
				92				14	
				238				15	
				398				16	
				237				17	
				104				21A	
				250				22	
				382				23	
				109				24	
				230				25	
				177				26	
				210				28	
				250				38	
				243				39	
				194				40	
				210				40A	
				288				41	
				171				42	
				97				43	
				22				43A	
				71				44	
				192				45	
				252				46	
				391				47	
				326				48	
				424				68	
				330				69	
				154				69A	
				134				70	
				357				71	
				249				72	
				291				73	
				175				74	
				321				75	
				36				76A	
				54				78A	
								C.B.	
								C.B.	
								C.B.	
								C.B.	
								5227 CITY OF CENTER LINE	
				556				1	
				346				2	
				253				3	
				387				4	
				416				5	
				546				6	
				88				C.B.	
								C.B.	
210	124	484	1	14046				TOTAL SECTION 3 (Totaled in Section 9)	
176	102	421		11454				WARREN	
34	22	63	01	2592				CENTERLINE	





STATEMENT OF VOTES, GENERAL PRIMARY ELECTION, TUESDAY, AUGUST 6th, 1974

PROPOSALS

NAMES OF TOWNSHIPS AND ELECTION DISTRICTS

MACOMB SECTION 3

YES NO TOTAL YES NO TOTAL YES NO TOTAL YES NO TOTAL

DISTRICT NO. 70 CITY OF WARREN

- 1
- 2
- 3
- 4
- 5
- 6
- 7
- 8
- 9
- 10
- 11
- 12
- 13
- 14
- 15
- 16
- 17
- 21A
- 22
- 23
- 24
- 25
- 26
- 28
- 38
- 39
- 40
- 40A
- 41
- 42
- 43
- 43A
- 44
- 45
- 46
- 47
- 48
- 68
- 69
- 69A
- 70
- 71
- 72
- 73
- 74
- 75
- 76A
- 78A
- C.B.
- C.B.
- C.B.
- C.B.

5227 CITY OF CENTER LINE

- 1
- 2
- 3
- 4
- 5
- 6
- C.B.
- C.B.

TOTAL SECTION 3 (Totaled in Section 9)

STATEMENT OF VOTES, GENERAL PRIMARY ELECTION, TUESDAY, AUGUST 6th, 1974

PROPOSALS

NAMES OF TOWNSHIPS AND ELECTION DISTRICTS

MACOMB SECTION 3

YES NO TOTAL YES NO TOTAL YES NO TOTAL YES NO TOTAL

DISTRICT NO. 70  
CITY OF WARREN

- 1
- 2
- 3
- 4
- 5
- 6
- 7
- 8
- 9
- 10
- 11
- 12
- 13
- 14
- 15
- 16
- 17
- 21A
- 22
- 23
- 24
- 25
- 26
- 28
- 38
- 39
- 40
- 40A
- 41
- 42
- 43
- 43A
- 44
- 45
- 46
- 47
- 48
- 68
- 69
- 69A
- 70
- 71
- 72
- 73
- 74
- 75
- 76A
- 78A
- C.B.
- C.B.
- C.B.
- C.B.

5227 CITY OF CENTER LINE

- 1
- 2
- 3
- 4
- 5
- 6
- C.B.
- C.B.

TOTAL SECTION 3  
(Totaled in Section 9)

# CANVASS OF VOTES CAST

— AT THE —

## GENERAL PRIMARY ELECTION

— HELD ON —

**Tuesday, the 6th day of August, A. D. 1974**

AND CANVASSED BY THE BOARD OF COUNTY CANVASSERS

of \_\_\_\_\_ County, Michigan

---

THE "KAZOO" CANVASS BOOK AND LOOSE LEAF  
ELECTION RECORD, COMBINED

By the use of this Canvass Book much time and labor is saved. It completely covers the canvass of the Election Returns by the Board of County Canvassers, and when signed by the members of said Board and County Clerk makes a perfect Election Record.

---

MANUFACTURED BY

### **DOUBLEDAY BROS. & CO.**

**ELECTION SUPPLY MANUFACTURERS  
STATIONERS AND PRINTERS**

1919 East Kilgore Road

• KALAMAZOO, MICHIGAN

STATEMENT OF VOTES, GENERAL PRIMARY ELECTION, TUESDAY, AUGUST 6th, 1974

NAMES OF TOWNSHIPS AND ELECTION DISTRICTS	GOVERNOR DEMOCRATIC PARTY				GOVERNOR REPUBLICAN PARTY			
	JEROME P. CAVANAGH	SANDER M. LEVIN	JAMES E. WELLS	TOTALS	WILLIAM G. MULLIKEN			TOTALS
<b>MACOMB SECTION 4</b>								
DISTRICT NO. 71								
CITY OF WARREN								
112	72	42	11	61	9			9
C.B.								
704 CITY OF STERLING HEIGHTS								
1	281	49	115	42	206	54		54
2	247	31	127	37	195	23		23
3	205	28	109	12	149	27		27
4	255	37	130	31	198	32		32
7 (Part)	204	43	117	14	174	18		18
8	240	39	135	25	199	23		23
9	219	34	109	27	170	22		22
11	266	48	139	32	219	29		29
12	287	42	159	56	257	10		10
13	263	51	139	28	218	23		23
14	279	52	144	34	230	25		25
15	307	39	182	30	251	35		35
16	334	66	148	45	259	41		41
17	211	22	127	25	174	15		15
18	345	46	187	55	288	32		32
19	369	70	174	61	305	33		33
20	256	43	131	44	218	19		19
21	236	46	134	19	199	19		19
22	257	47	124	38	214	11		11
23	199	35	106	18	159	17		17
24	309	44	135	58	237	29		29
25	303	64	128	54	246	24		24
26	242	44	110	34	188	27		27
27	131	28	52	18	98	20		20
29	303	37	155	56	248	29		29
30	276	46	148	45	239	16		16
31	256	63	121	35	219	25		25
32	237	36	119	30	185	21		21
33	217	40	121	23	184	24		24
34	187	42	98	23	163	11		11
35	270	24	174	40	178	17		17
36	308	57	139	44	240	41		41
37	253	41	129	35	205	31		31
38	276	53	112	38	203	42		42
722 CITY OF UTICA-1	140	17	55	9	81	31		31
2	219	32	84	20	136	48		48
3	123	19	54	8	81	15		15
C.B.	22	5	9	4	18	3		3
TOTAL SECTION 4 (Totaled in Section 9)	9356	1568	4666	1258	7492	971		971
WARREN	72	08	42	11	61	09		09
UTICA	504	73	202	41	316	97		97
STERLING	8852	1487	4422	1206	7115	865		865

STATEMENT OF VOTES, GENERAL PRIMARY ELECTION, TUESDAY, AUGUST 6th, 1974

Representative in Congress 12 District  
DEMOCRATIC PARTY

Representative in Congress 12 District  
REPUBLICAN PARTY

JAMES G.  
O'HARA

EUGENE J.  
TYZA

TOTALS

TOTALS

NAMES OF  
TOWNSHIPS AND  
ELECTION DISTRICTS

MACOMB SECTION 4

DISTRICT NO. 71  
CITY OF WARREN

112  
C.B.

704 CITY OF STERLING HEIGHTS

- 1
- 2
- 3
- 4
- 7 (Part)
- 8
- 9
- 11
- 12
- 13
- 14
- 15
- 16
- 17
- 18
- 19
- 20
- 21
- 22
- 23
- 24
- 25
- 26
- 27
- 29
- 30
- 31
- 32
- 33
- 34
- 35
- 36
- 37
- 38

72  
97  
66  
14

72 18  
97 33  
66 10  
14 3

18  
33  
10  
3

722 CITY OF UTICA 1  
2  
3  
C.B.

249

249 64

64

TOTAL SECTION 4  
(Totaled in Section 9)

STATEMENT OF VOTES, GENERAL PRIMARY ELECTION, TUESDAY, AUGUST 6th, 1974

NAMES OF TOWNSHIPS AND ELECTION DISTRICTS	Representative in Congress...18...District DEMOCRATIC PARTY					Representative in Congress...18...District REPUBLICAN PARTY				
	JAMES J. BLANCHARD	ADAM E. NOWAKOWSKI	MICHAEL F. O'CONNOR	WILFRED D. WEBB	TOTALS	ROBERT J. HUBER				TOTALS
MACOMB SECTION 4										
DISTRICT NO. 71 CITY OF WARREN										
112 C.B.	10	32	10	7	59	7				7
704 CITY OF STERLING HEIGHTS										
1	55	78	32	23	188	53				53
2	22	122	23	19	186	21				21
3	43	81	10	13	147	25				25
4	57	77	24	34	192	29				29
7 (Part)	42	56	19	43	160	17				17
8	58	73	29	29	189	23				23
9	38	77	28	21	164	16				16
11	80	71	16	43	210	24				24
12	59	97	32	63	251	10				10
13	39	107	27	35	208	22				22
14	87	85	31	23	226	24				24
15	34	143	20	24	221	28				28
16	36	137	26	53	252	40				40
17	42	71	19	39	171	14				14
18	57	134	38	48	277	30				30
19	67	152	36	47	302	29				29
20	55	90	27	44	216	14				14
21	60	75	20	37	192	20				20
22	44	95	36	34	209	12				12
23	44	56	30	30	160	15				15
24	82	112	14	17	225	27				27
25	78	102	27	42	249	22				22
26	37	90	25	31	183	24				24
27	22	41	12	16	91	17				17
29	76	99	14	55	244	24				24
30	28	91	21	76	216	15				15
31	67	82	32	23	204	24				24
32	38	95	12	22	177	17				17
33	49	59	19	46	173	22				22
34	32	57	18	37	144	8				8
35	47	75	13	33	168	15				15
36	41	131	22	31	225	35				35
37	25	92	43	31	191	28				28
38	46	110	19	22	197	39				39
722 CITY OF UTICA										
1										
2										
3										
C.B.										
TOTAL SECTION 4 (Totaled in Section 9)	1697	3145	839	1191	6872	790				790
WARREN	10	32	10	07	59	07				07
STERLING HETS	1687	3113	829	1184	6813	783				783

STATEMENT OF VOTES, GENERAL PRIMARY ELECTION, TUESDAY, AUGUST 6th, 1974

State Senator <u>9</u> District DEMOCRATIC PARTY					State Senator <u>9</u> District REPUBLICAN PARTY					NAMES OF TOWNSHIPS AND ELECTION DISTRICTS
RICHARD I. ANDERSON	JAMES F. GERRITS	THOMAS GUASTELLO	ANTHONY J. POISELLI	TOTALS	DAVID M. SEROTKIN	TOTALS				
							MACOMB SECTION 4			
							DISTRICT NO. 71			
							CITY OF WARREN			
							112			
							C.B.			
							704 CITY OF STERLING HEIGHTS			
36	40	118	4	198	46	46	1			
21	28	136	4	189	22	22	2			
20	11	93	12	136	25	25	3			
27	30	118	9	184	26	26	4			
24	13	121	7	165	12	12	7 (Part)			
23	17	138	8	186	20	20	8			
28	20	110	7	165	15	15	9			
34	16	142	3	195	24	24	11			
40	22	158	13	233	10	10	12			
24	25	145	5	199	20	20	13			
22	28	164	8	222	20	20	14			
25	27	184	3	239	20	26	15			
25	30	184	13	252	35	35	16			
36	14	102	8	160	12	12	17			
29	24	214	8	275	26	26	18			
50	45	175	21	291	24	24	19			
30	26	137	10	203	15	15	20			
29	20	128	4	181	18	18	21			
32	24	145	7	208	9	9	22			
13	20	117	7	157	13	13	23			
30	43	144	6	223	21	21	24			
41	23	124	6	244	18	18	25			
26	18	122	6	172	23	23	26			
13	11	64	3	91	16	16	27			
37	21	163	14	235	21	21	29			
32	15	139	13	199	13	13	30			
31	31	137	9	208	23	23	31			
29	7	114	8	158	15	15	32			
24	24	123	2	173	22	22	33			
29	19	98	3	149	9	9	34			
31	17	114	6	168	14	14	35			
51	16	137	14	218	32	32	36			
36	16	137	4	193	27	27	37			
32	27	105	14	178	37	37	38			
8	8	60	4	80	26	26	722 CITY OF UTICA-1			
11	19	81	2	113	40	40	2			
10	12	63	0	85	11	11	3			
3	7	6	0	16	3	3	C.B.			
1042	814	4810	275	6941	789	789	TOTAL SECTION 4 (Totalled in Section 9)			
1010	768	4600	269	6647	709	709	STERLING HEIGHTS			
32	46	210	06	294	80	80	UTICA			



STATEMENT OF VOTES, GENERAL PRIMARY ELECTION, TUESDAY, AUGUST 6th, 1974

NAMES OF TOWNSHIPS AND ELECTION DISTRICTS	State Senator <u>27</u> District DEMOCRATIC PARTY					State Senator <u>27</u> District REPUBLICAN PARTY					
	TOTALS					TOTALS					
MACOMB SECTION 4	JOHN T. BOWMAN					THOMAS DALE REGAL					
DISTRICT NO. 71 CITY OF WARREN											
112 C.B.	40					40	5				5
704 CITY OF STERLING HEIGHTS											
1											
2											
3											
4											
7 (Part)											
8											
9											
11											
12											
13											
14											
15											
16											
17											
18											
19											
20											
21											
22											
23											
24											
25											
26											
27											
29											
30											
31											
32											
33											
34											
35											
36											
37											
38											
722 CITY OF UTICA-1											
2											
3											
C.B.											
TOTAL SECTION 4 (Totaled in Section 9)	40					40	05				05

STATEMENT OF VOTES, GENERAL PRIMARY ELECTION, TUESDAY, AUGUST 6th, 1974

Repres't've in State Legislature...71...Dist. DEMOCRATIC PARTY						Repres't've in State Legislature...71...Dist. REPUBLICAN PARTY				TOTALS	NAMES OF TOWNSHIPS AND ELECTION DISTRICTS
RICHARD O. BROWN	THOMAS L. LANGELL	DAVE PIERCE	SAL ROCCA	ADAM SUMERACKI	TOTALS	JOHN G. MAKIS	JEROME H. ORLANS	JOSEPH W. WERNER	TOTALS		
MACOMB SECTION 4											
DISTRICT NO. 71											
CITY OF WARREN											
10	8	5	12	16	51	1	1	3	5		112
0	0	0	1	2	3	0	0	1	1		C.B.
704 CITY OF STERLING HEIGHTS											
51	31	50	53	16	203	9	0	22	31		1
60	19	19	63	27	188	1	2	11	14		2
31	13	40	31	30	145	2	2	15	19		3
43	57	20	61	10	191	6	1	15	22		4
42	7	20	29	6	104	4	0	4	8		7 (Part)
61	15	85	18	11	190	2	1	13	16		8
45	29	38	48	8	168	5	2	10	17		9
33	36	60	67	10	206	4	2	15	21		11
66	23	60	62	23	234	0	1	7	8		12
47	23	45	69	25	209	7	0	11	18		13
60	30	63	49	23	225	5	4	8	17		14
83	24	32	77	21	237	5	0	17	22		15
33	14	81	56	38	244	8	3	17	28		16
27	13	43	57	26	160	5	1	4	10		17
58	12	51	125	34	280	7	2	13	22		18
71	32	56	105	39	303	8	4	12	24		19
45	39	54	65	10	213	1	1	8	10		20
47	15	70	40	16	188	4	2	10	16		21
46	32	45	48	35	206	4	0	1	5		22
29	27	22	69	15	162	4	1	10	15		23
44	16	65	75	37	237	9	0	11	20		24
30	24	49	83	65	251	4	2	13	19		25
31	14	44	84	17	187	2	9	11	22		26
26	11	18	29	8	92	5	0	9	14		27
45	22	109	57	22	249	3	2	13	18		29
37	14	91	52	30	224	2	5	5	12		30
44	35	48	61	12	200	4	2	15	21		31
31	13	68	81	29	172	5	1	6	12		32
48	32	35	56	6	177	5	4	7	16		33
29	12	43	41	25	150	1	0	5	6		34
38	23	16	58	34	169	3	1	8	12		35
48	25	31	79	42	225	9	6	16	31		36
31	16	61	70	24	202	7	3	13	23		37
12	13	109	38	24	196	6	7	19	32		38
26	6	11	24	6	73	9	5	9	23		722 CITY OF UTICA 1
46	24	11	17	7	105	9	2	23	34		2
13	33	8	10	10	74	6	2	4	12		3
2	11	2	1	0	16	1	0	2	3		C.B.
1591	843	1775	2061	839	7109	182	81	416	679		TOTAL SECTION 4 (Totaled in Section 9)
10	08	05	13	18	54	01	01	03	05		WARREN
1491	761	1738	1996								STERLING HGTs.
87	74	32	52	23	268	25	09	38	72		UTICA

STATEMENT OF VOTES, GENERAL PRIMARY ELECTION, TUESDAY, AUGUST 6th, 1974

NAMES OF TOWNSHIPS AND ELECTION DISTRICTS	Repres't'ive in State Legislature.....Dist. DEMOCRATIC PARTY					TOTALS	Repres't'ive in State Legislature.....Dist. REPUBLICAN PARTY					TOTALS
<b>MACOMB SECTION 4</b>												
DISTRICT NO. 71												
CITY OF WARREN												
112												
C.B.												
704 CITY OF STERLING HEIGHTS												
1												
2												
3												
4												
7 (Part)												
8												
9												
11												
12												
13												
14												
15												
16												
17												
18												
19												
20												
21												
22												
23												
24												
25												
26												
27												
29												
30												
31												
32												
33												
34												
35												
36												
37												
38												
722 CITY OF UTICA-1												
2												
3												
C.B.												
TOTAL SECTION 4 (Totaled in Section 9)												



STATEMENT OF VOTES, GENERAL PRIMARY ELECTION, TUESDAY, AUGUST 6th, 1974

NAMES OF TOWNSHIPS AND ELECTION DISTRICTS		JUDGES OF THE COURT OF APPEALS, 2 <sup>nd</sup> DISTRICT-NEW TERM NON-PARTISAN											
		GORDON W. BRITTEN	MICHAEL F. CAVANAGH	JAMES P. CHURCHILL	JAMES CLARKSON	WALTER P. CYNAR	JAMES T. KALLMAN	BERNARD L. KAUFMAN	MICHAEL J. KELLY	YALE LELAND KERBY	E. BOOMIE MIKRUT	GEORGE E. MONTGOMERY	MYRON F. POE
MACOMB SECTION 4													
DISTRICT NO. 71													
CITY OF WARREN													
112		1	4	1	2	24	1	9	15	2	0	29	1
C.B.													
704 CITY OF STERLING HEIGHTS													
1		5	32	14	15	119	3	31	39	17	9	21	3
2		3	19	11	6	90	4	25	27	17	32	33	8
3		10	16	10	10	68	3	17	22	2	4	39	16
4		6	21	37	6	84	7	27	35	9	8	33	10
7 (Part)		8	25	8	11	83	2	24	37	11	6	21	9
8		9	50	18	13	73	6	33	46	9	4	26	7
9		5	24	21	11	74	4	35	29	9	5	28	7
11		1	28	15	21	74	10	44	53	10	4	21	12
12		3	30	18	11	107	14	40	37	9	7	27	12
13		4	23	17	18	95	7	33	52	4	6	29	9
14		5	40	14	10	104	7	46	61	16	8	29	9
15		4	28	22	10	83	12	40	34	14	9	25	9
16		5	28	15	8	98	4	37	46	9	17	34	9
17		8	16	10	4	54	6	25	40	12	7	34	11
18		4	26	18	8	150	6	50	42	14	11	36	10
19		7	47	18	13	117	3	43	64	11	11	44	14
20		4	31	12	12	85	4	23	41	13	7	31	9
21		6	22	16	9	57	3	31	43	9	5	25	7
22		9	24	19	10	78	6	30	41	13	2	22	9
23		10	40	13	10	82	9	38	31	7	3	16	4
24		8	21	24	5	126	3	31	52	6	28	26	12
25		2	31	14	14	132	6	35	39	5	10	34	10
26		5	18	8	4	85	6	40	25	5	3	30	10
27		3	10	10	5	52	4	13	21	7	2	10	2
29		7	31	17	13	61	5	51	57	8	7	38	18
30		5	25	11	9	94	4	28	46	13	10	35	14
31		11	33	21	8	100	4	16	44	19	10	34	6
32		2	23	18	8	72	3	25	41	3	9	30	8
33		3	15	10	4	101	3	27	33	4	12	26	11
34		8	19	15	8	44	1	16	42	4	5	26	12
35		7	24	18	10	60	7	23	32	18	3	28	7
36		9	36	22	16	94	4	34	50	8	10	40	9
37		6	36	19	8	61	1	25	48	6	9	31	11
38		7	38	20	7	93	5	25	40	5	8	47	9
722 CITY OF UTICA-1		3	7	2	4	37	6	14	30	14	0	15	2
2		6	15	8	7	60	7	18	15	24	8	31	6
3		3	13	7	6	21	0	2	10	5	5	20	11
C.B.		0	0	2	0	11	0	1	2	5	4	3	0
TOTAL SECTION 4 (Totaled in Section 9)		207	969	573	357	3103	190	1105	1462	376	308	1107	343
WARREN		01	04	01	02	24	01	09	15	02	00	29	01
STERLING HGTs		194	930	553	338	2950	176	1061	1390	326	291	1009	323
UTICA		12	35	19	17	129	13	35	57	48	17	69	19
STERLING HGTs <sup>9618</sup>		209	982	603	371	3250	277	1162	1509	359	307	1073	356





STATEMENT OF VOTES, GENERAL PRIMARY ELECTION, TUESDAY, AUGUST 6th, 1974

PROPOSALS

NAMES OF TOWNSHIPS AND ELECTION DISTRICTS

MACOMB SECTION 4

YES NO TOTAL YES NO TOTAL YES NO TOTAL YES NO TOTAL

DISTRICT NO. 71  
CITY OF WARREN  
112  
C.B.

704 CITY OF STERLING HEIGHTS

- 1
- 2
- 3
- 4
- 7 (Part)
- 8
- 9
- 11
- 12
- 13
- 14
- 15
- 16
- 17
- 18
- 19
- 20
- 21
- 22
- 23
- 24
- 25
- 26
- 27
- 29
- 30
- 31
- 32
- 33
- 34
- 35
- 36
- 37
- 38

722 CITY OF UTICA 1  
2  
3  
C.B.

TOTAL SECTION 4  
(Totaled in Section 9)



STATEMENT OF VOTES, GENERAL PRIMARY ELECTION, TUESDAY, AUGUST 6th, 1974

PROPOSALS

NAMES OF TOWNSHIPS AND ELECTION DISTRICTS

MACOMB SECTION 4

YES NO TOTAL YES NO TOTAL YES NO TOTAL YES NO TOTAL

DISTRICT NO. 71  
CITY OF WARREN

112  
C.B.

704 CITY OF STERLING HEIGHTS

- 1
- 2
- 3
- 4
- 7 (Part)
- 8
- 9
- 11
- 12
- 13
- 14
- 15
- 16
- 17
- 18
- 19
- 20
- 21
- 22
- 23
- 24
- 25
- 26
- 27
- 29
- 30
- 31
- 32
- 33
- 34
- 35
- 36
- 37
- 38

722 CITY OF UTICA  
1  
2  
3  
C.B.

TOTAL SECTION 4  
(Totaled in Section 9)

# CANVASS OF VOTES CAST

— AT THE —

## GENERAL PRIMARY ELECTION

— HELD ON —

**Tuesday, the 6th day of August, A. D. 1974**

AND CANVASSED BY THE BOARD OF COUNTY CANVASSERS

of \_\_\_\_\_ County, Michigan

---

THE "KAZOO" CANVASS BOOK AND LOOSE LEAF  
ELECTION RECORD, COMBINED

By the use of this Canvass Book much time and labor is saved. It completely covers the canvass of the Election Returns by the Board of County Canvassers, and when signed by the members of said Board and County Clerk makes a perfect Election Record.

---

MANUFACTURED BY

### DOUBLEDAY BROS. & CO.

ELECTION SUPPLY MANUFACTURERS  
STATIONERS AND PRINTERS

1919 East Kilgore Road

• KALAMAZOO, MICHIGAN

STATEMENT OF VOTES, GENERAL PRIMARY ELECTION, TUESDAY, AUGUST 6th, 1974

NAMES OF TOWNSHIPS AND ELECTION DISTRICTS	GOVERNOR DEMOCRATIC PARTY				GOVERNOR REPUBLICAN PARTY			
	JEROME P. CAVANAGH	SANDER M. LEVIN	JAMES E. WELLS	TOTALS	WILLIAM G. MILLIKEN			TOTALS
<b>MACOMB SECTION 5</b>								
DISTRICT NO. 72								
083 Clinton-3 (Part)	289	39	167	35	241	09		09
13	205	42	109	24	175	03		03
20	742	21	80	19	126	04		04
<b>56226 CITY OF FRASER</b>								
1	190	44	86	30	160	13		13
2	155	22	62	28	112	15		15
3	223	40	124	26	190	21		21
4	192	28	105	23	156	17		17
5	178	26	90	26	142	22		22
6	71	13	47	08	68	02		02
7	170	35	80	17	132	22		22
C.B.	25	03	14	00	17	05		05
<b>66326 CITY OF ROSEVILLE</b>								
1	249	46	123	31	200	22		22
2	167	23	88	27	138	20		20
3	177	37	79	10	126	18		18
4	234	42	124	24	190	30		30
5	260	40	149	29	218	23		23
6	320	41	167	45	253	36		36
7	270	40	131	39	210	29		29
8	185	32	101	18	151	14		14
9	225	38	130	20	188	15		15
10	224	33	106	33	172	12		12
11	295	55	167	27	249	18		18
12	348	65	175	33	273	27		27
13	323	62	164	28	254	32		32
14	260	48	146	28	222	13		13
15	262	42	140	37	219	20		20
16	308	52	135	53	240	31		31
17	208	36	111	20	167	21		21
18	238	39	91	34	164	40		40
19	254	41	120	43	204	31		31
20	272	61	145	28	234	09		09
21	167	30	91	20	141	14		14
22	130	22	61	20	103	12		12
23	198	31	98	23	152	16		16
24	238	32	121	33	186	28		28
25	173	35	102	15	152	09		09
C.B. - 26	39	09	16	07	32	03		03
C.B. - 27	95	24	38	11	73	09		09
C.B. - 28	57	06	30	08	44	07		07
C.B.								
<b>TOTAL SECTION 5</b> (Totaled in Section 9)	<b>8016</b>	<b>1376</b>	<b>4113</b>	<b>980</b>	<b>6468</b>	<b>692</b>		<b>692</b>
CLINTON	636	102	356	78	536	16		16
FRASER	1204	211	608	158	977	117		117
ROSEVILLE	6176	1062	3149	744	4955	559		559

STATEMENT OF VOTES, GENERAL PRIMARY ELECTION, TUESDAY, AUGUST 6th, 1974

Representative in Congress...12...District DEMOCRATIC PARTY				Representative in Congress...12...District REPUBLICAN PARTY				NAMES OF TOWNSHIPS AND ELECTION DISTRICTS
JAMES G. O'HARA	DONALD O'DELL	EDWARD DOVEHLY	TOTALS	EUGENE J. TYZA	TOTALS	TOTALS		
							MACOMB SECTION 5	
							DISTRICT NO. 72	
208			208	09		09	083 Clinton-3 (Part)	
151			151	05		05	13	
100			100	04		04	20	
							56226 CITY OF FRASER	
128			128	11		11	1	
88			88	14		14	2	
158			158	16		16	3	
110			110	15		15	4	
118			118	17		17	5	
48			48	01		01	6	
110			110	15		15	7	
15			15	03		03	C.B.	
							66326 CITY OF ROSEVILLE	
153			153	17		17	1	
93			93	12		12	2	
95			95	07		07	3	
141			141	23		23	4	
181			181	17		17	5	
206			206	24		24	6	
151			151	18		18	7	
107			107	10		10	8	
131			131	12		12	9	
126			126	11		11	10	
184			184	14		14	11	
215			215	23		23	12	
187			187	20		20	13	
162			162	09		09	14	
171			171	15		15	15	
176			176	22		22	16	
126			126	15		15	17	
115			115	26		26	18	
145			145	21		21	19	
184			184	06		06	20	
106			106	11		11	21	
77			77	10		10	22	
128			128	13		13	23	
143			143	20		20	24	
113			113	04		04	25	
29			29	01		01	C.B.	
59	01	01	61	05		05	C.B.	
34			34	05		05	C.B.	
							C.B.	
4972	01	01	4974	501		501	TOTAL SECTION 5 (Totaled in Section 9)	
459			459	18		18	CLINTON	
775			775	92		92	FRASER	
3738	01	01	3740	391		391	ROSEVILLE	

STATEMENT OF VOTES, GENERAL PRIMARY ELECTION, TUESDAY, AUGUST 6th, 1974

NAMES OF TOWNSHIPS AND ELECTION DISTRICTS	Representative in Congress.....District DEMOCRATIC PARTY					Representative in Congress.....District REPUBLICAN PARTY					TOTALS
					TOTALS					TOTALS	
<b>MACOMB SECTION 5</b>											
DISTRICT NO. 72											
083 Clinton-3 (Part)											
13											
20											
<b>56226 CITY OF FRASER</b>											
1											
2											
3											
4											
5											
6											
7											
C.B.											
<b>66326 CITY OF ROSEVILLE</b>											
1											
2											
3											
4											
5											
6											
7											
8											
9											
10											
11											
12											
13											
14											
15											
16											
17											
18											
19											
20											
21											
22											
23											
24											
25											
C.B.											
C.B.											
C.B.											
C.B.											
<b>TOTAL SECTION 5</b>											
(Totaled in Section 9)											

STATEMENT OF VOTES, GENERAL PRIMARY ELECTION, TUESDAY, AUGUST 6th, 1974

State Senator <u>9</u> District DEMOCRATIC PARTY					State Senator <u>9</u> District REPUBLICAN PARTY					NAMES OF TOWNSHIPS AND ELECTION DISTRICTS
RICHARD I. ANDERSON	JAMES F. GERRITS	THOMAS GUASTELLO	ANTHONY J. POLSELLI	TOTALS	DAVID M. SEROTKIN				TOTALS	
										MACOMB SECTION 5
										DISTRICT NO. 72
										083 Clinton-3 (Part)
										13
										20
										56226 CITY OF FRASER
										1
										2
										3
										4
										5
										6
										7
										C.B.
										66326 CITY OF ROSEVILLE
										1
										2
										3
										4
										5
										6
										7
										8
										9
										10
										11
										12
										13
										14
										15
										16
										17
										18
										19
										20
										21
										22
										23
										24
										25
										C.B.
										C.B.
										C.B.
										C.B.
										TOTAL SECTION 5
										(Totaled in Section 9)

STATEMENT OF VOTES, GENERAL PRIMARY ELECTION, TUESDAY, AUGUST 6th, 1974

NAMES OF TOWNSHIPS AND ELECTION DISTRICTS	State Senator <u>27</u> District DEMOCRATIC PARTY				State Senator <u>27</u> District REPUBLICAN PARTY			
	JOHN T. BOWMAN	JAMES KOTWICK	STEVEN J. RATON	TOTALS	THOMAS DALE REGAL			TOTALS
MACOMB SECTION 5								
DISTRICT NO. 72								
083 Clinton-3 (Part)	198			198	08			08
13	154			154	05			05
20	99			99	02			02
56226 CITY OF FRASER								
1	128			128	13			13
2	85			85	16			16
3	162			162	15			15
4	123			123	16			16
5	108			108	21			21
6	48			48	01			01
7	104			104	12			12
C.B.	13			13	03			03
66326 CITY OF ROSEVILLE								
1	173			173	16			16
2	107			107	12			12
3	98			98	10			10
4	160			160	26			26
5	181			181	15			15
6	194			194	25			25
7	172			172	19			19
8	124			124	10			10
9	167			167	11			11
10	149			149	10			10
11	213			213	14			14
12	243			243	23			23
13	211			211	24			24
14	177	01		178	10			10
15	185			185	16			16
16	204			204	23			23
17	136			136	17			17
18	122			122	28			28
19	177			177	23			23
20	188			188	08			08
21	129			129	11			11
22	85			85	09			09
23	135			135	12			12
24	157			157	21			21
25	132			132	05			05
C.B. - 26	30			30	01			01
C.B. - 27	67			67	04			04
C.B.	36	01		37	04			04
C.B.								
TOTAL SECTION 5 (Totaled in Section 9)	5374	01	01	5376	519			519
CLINTON	451				15			15
FRASER	771				97			97
ROSEVILLE	4152	01	01	4154	407			407

STATEMENT OF VOTES, GENERAL PRIMARY ELECTION, TUESDAY, AUGUST 6th, 1974

Repres't'ive in State Legislature 72 Dist. DEMOCRATIC PARTY				Repres't'ive in State Legislature 72 Dist. REPUBLICAN PARTY				NAMES OF TOWNSHIPS AND ELECTION DISTRICTS
WARREN N. GOEMAERE	JOSEPH SAVAGE	SUSAN CROSSLY	TOTALS	J. EDWARD Wyszynski Jr.	ROBERT SANDNER	TOTALS		
							MACOMB SECTION 5	
							DISTRICT NO. 72	
196			196	09		09	083 Clinton-3 (Part)	
160			160	05		05	13	
102			102	04		04	20	
							56226 CITY OF FRASER	
125			125	11		11	1	
82			82	15		15	2	
166			166	15		15	3	
121			121	16		16	4	
112			112	16	01	17	5	
48			48	01		01	6	
107			107	14		14	7	
13			13	03		03	C.B.	
							66326 CITY OF ROSEVILLE	
163			163	13		13	1	
113			113	12		12	2	
93			93	09		09	3	
158			158	27		27	4	
187			187	18		18	5	
193			193	25		25	6	
170			170	19		19	7	
119			119	11		11	8	
159			159	13		13	9	
137			137	12		12	10	
192			192	17		17	11	
231			231	23		23	12	
193			193	22		22	13	
177	01		178	09		09	14	
173			173	17		17	15	
194			194	26		26	16	
130			130	17		17	17	
122			122	27		27	18	
152			152	23		23	19	
185			185	09		09	20	
127			127	11		11	21	
92			92	10		10	22	
131			131	13		13	23	
156			156	19		19	24	
120			120	04		04	25	
30			30	01		01	C.B. - 2C	
65	01	01	67	06		06	C.B.	
37		01	38	04		04	C.B.	
							C.B.	
5231	02	02	5235	526	01	527	TOTAL SECTION 5 (Totalled in Section 9)	
458			458	18		18	CLINTON	
774			774	91	01	92	FRASER	
3999	02	02	4003	417		417	ROSEVILLE	



STATEMENT OF VOTES, GENERAL PRIMARY ELECTION, TUESDAY, AUGUST 6th, 1974

NAMES OF TOWNSHIPS AND ELECTION DISTRICTS	Repres't'ive in State Legislature ..... Dist.					TOTALS	Repres't'ive in State Legislature ..... Dist.					TOTALS
	DEMOCRATIC PARTY						REPUBLICAN PARTY					
<b>MACOMB SECTION 5</b>												
DISTRICT NO. 72												
083 Clinton-3 (Part)												
13												
20												
<b>56226 CITY OF FRASER</b>												
1												
2												
3												
4												
5												
6												
7												
C.B.												
<b>66326 CITY OF ROSEVILLE</b>												
1												
2												
3												
4												
5												
6												
7												
8												
9												
10												
11												
12												
13												
14												
15												
16												
17												
18												
19												
20												
21												
22												
23												
24												
25												
C.B.												
C.B.												
C.B.												
C.B.												
<b>TOTAL SECTION 5</b>												
(Totaled in Section 9)												



STATEMENT OF VOTES, GENERAL PRIMARY ELECTION, TUESDAY, AUGUST 6th, 1974

NAMES OF TOWNSHIPS AND ELECTION DISTRICTS		JUDGES OF THE COURT OF APPEALS, 2nd DISTRICT—NEW TERM NON-PARTISAN											
		GORDON W. BRITTEN	MICHAEL F. CAVANAGH	JAMES P. CHURCHILL	JAMES CLARKSON	WALTER P. CYNAR	JAMES T. KALLMAN	BERNARD L. KAUFMAN	MICHAEL J. KELLY	YALE LELAND KERBY	E. BOOMIE MIKRUT	GEORGE E. MONTGOMERY	MYRON F. POE
MACOMB SECTION 5													
DISTRICT NO. 72													
083 Clinton-3 (Part)		01	30	21	14	85	04	48	46	06	03	25	08
13		03	33	17	02	74	03	20	33	08	04	23	12
20		01	13	04	07	48	03	21	25	05	01	10	02
56226 CITY OF FRASER													
1		04	16	06	09	50	03	23	27	02	06	19	05
2		02	17	02	12	47	03	13	13	03	01	12	00
3		01	13	17	18	82	05	24	29	05	04	17	04
4		01	09	08	12	65	05	24	18	04	02	24	01
5		04	12	04	17	72	05	31	20	07	04	14	03
6		00	08	02	02	23	03	08	10	01	03	13	03
7		02	08	08	07	37	05	15	19	09	01	16	06
C.B.		00	04	01	04	16	01	01	07	01	01	01	01
66326 CITY OF ROSEVILLE													
1		00	15	05	09	69	05	25	30	12	03	31	07
2		02	09	03	03	57	04	14	20	16	03	15	04
3		04	12	01	04	33	08	14	15	12	02	14	06
4		01	12	06	00	75	09	25	22	15	08	18	07
5		10	16	04	04	72	03	18	23	15	03	25	05
6		05	33	10	09	120	05	16	32	09	07	31	13
7		04	14	11	09	68	03	23	15	13	04	18	09
8		04	15	10	02	42	02	06	11	06	00	10	01
9		06	25	10	05	72	03	17	22	12	04	14	03
10		08	21	08	07	43	05	22	17	04	01	12	03
11		07	30	16	07	75	04	24	44	03	02	10	00
12		04	36	21	08	112	05	39	48	20	03	14	05
13		05	14	26	10	104	03	34	43	04	05	17	04
14		00	10	04	14	68	07	35	35	06	05	22	06
15		02	10	04	08	109	08	26	42	14	03	34	07
16		04	14	08	05	109	14	38	24	18	06	26	15
17		04	23	07	00	39	04	26	25	13	06	25	03
18		03	16	10	02	58	03	20	24	09	07	12	05
19		04	20	04	05	73	03	27	27	15	07	31	13
20		05	17	05	04	78	05	13	20	15	10	24	12
21		03	18	05	04	52	03	15	10	12	02	17	08
22		06	14	06	01	37	05	14	11	03	02	05	08
23		07	20	11	08	59	05	18	17	04	03	15	02
24		01	24	10	08	89	02	15	22	17	04	07	03
25		07	26	04	01	54	04	18	20	06	02	04	02
C.B. -26		00	04	02	01	25	00	07	12	01	02	03	00
C.B. -27		01	15	03	03	53	00	08	12	00	02	14	04
C.B. -28		03	03	03	05	34	00	04	06	04	01	09	02
C.B.													
TOTAL SECTION 5 (Totaled in Section 9)		129	649	307	250	2478	162	789	896	329	137	651	208
CLINTON		05	76	42	23	207	10	89	104	19	08	58	22
FRASER		14	87	48	81	392	30	139	143	32	22	116	23
ROSEVILLE		110	486	217	146	1879	122	561	649	278	107	477	157
TOTAL CLINTON		94	483	260	151	2330	134	691	766	157	130	405	161

STATEMENT OF VOTES, GENERAL PRIMARY ELECTION, TUESDAY, AUGUST 6th, 1974

NON-PARTISAN						NON-PARTISAN						NAMES OF TOWNSHIPS AND ELECTION DISTRICTS
FARRELL EUGENE ROBERTS	EUGENE E. SORDYL	THOMAS E. WOODS	CURT WONG	MARY McDevitt	RAYMOND CASHEM	TOTALS					TOTALS	
												MACOMB SECTION 5
05	00	22				318						DISTRICT NO. 72
08	09	17				266						083 Clinton-3 (Part)
04	01	08				153						13
												20
												56226 CITY OF FRASER
05	02	04				181						1
04	01	04				134						2
00	04	07				230						3
05	02	08				188						4
05	02	09				209						5
00	00	01				77						6
05	02	11				151						7
00	02	00				40						C.B.
												66326 CITY OF ROSEVILLE
06	00	06				223						1
02	02	03				157						2
04	02	08				139						3
08	04	11				221						4
14	07	13				234						5
16	08	27				341						6
18	06	14				229						7
19	02	17				147						8
05	07	20				225						9
03	04	13				171						10
07	00	10				239						11
06	04	12				337						12
11	04	06				290						13
12	01	06				231						14
07	05	05				284						15
08	07	09				305						16
06	04	11				196						17
11	01	12				193						18
07	10	21				267						19
14	06	13				241						20
06	04	10				169						21
08	03	12				135						22
09	06	16				200						23
04	07	18				231						24
01	00	14				163						25
00	01	02				60						C.B.
06	01	04	01	01	01	129						C.B.
04	01	03				82						C.B.
												C.B.
263	132	407	01	01	01	1784						TOTAL SECTION 5 (Totalled in Section 9)
												CLINTON
17	10	47				737						FRASER
24	15	44				1210						ROSEVILLE
222	107	316	01	01	01	5837						
143	108	360				6373						



# CANVASS OF VOTES CAST

— AT THE —

# GENERAL PRIMARY ELECTION

— HELD ON —

## Tuesday, the 6th day of August, A. D. 1974

AND CANVASSED BY THE BOARD OF COUNTY CANVASSERS

of \_\_\_\_\_ County, Michigan

THE "KAZOO" CANVASS BOOK AND LOOSE LEAF  
ELECTION RECORD, COMBINED

By the use of this Canvass Book much time and labor is saved. It completely covers the canvass of the Election Returns by the Board of County Canvassers, and when signed by the members of said Board and County Clerk makes a perfect Election Record.

MANUFACTURED BY

## DOUBLEDAY BROS. & CO.

ELECTION SUPPLY MANUFACTURERS  
STATIONERS AND PRINTERS

1919 East Kilgore Road

KALAMAZOO, MICHIGAN

STATEMENT OF VOTES, GENERAL PRIMARY ELECTION, TUESDAY, AUGUST 6th, 1974

NAMES OF TOWNSHIPS AND ELECTION DISTRICTS	GOVERNOR DEMOCRATIC PARTY				GOVERNOR REPUBLICAN PARTY			
	JEROME P. CAVANAGH	SANDER M. LEVIN	JAMES E. WELLS	Donald Frederick	TOTALS	WILLIAM G. MILLIKEN	TOTALS	TOTALS
<b>MACOMB SECTION 6</b>								
<b>DISTRICT NO. 73</b>								
<b>CITY OF WARREN</b>								
18	108	15	59	16	90	12		12
19	93	15	53	08	76	08		08
20	153	30	80	16	126	14		14
21	74	14	38	11	63	08		08
27	122	26	52	24	102	10		10
29	223	36	111	48	195	18		18
30	112	17	49	17	83	09		09
31	20	02	05	06	13	05		05
32	194	33	117	16	166	10		10
33	204	39	114	20	173	20		20
34	140	16	99	13	128	05		05
35	130	23	66	19	108	19		19
36	218	47	116	19	182	24		24
37	158	26	97	19	142	11		11
49	211	40	111	32	183	21		21
50	234	47	123	29	199	26		26
51	70	16	27	17	60	06		06
52	110	16	59	13	88	18		18
C.B.								
C.B.								
C.B.								
<b>5426 CITY OF EAST DETROIT</b>								
1	179	34	86	32	152	16		16
2	304	49	154	37	240	32		32
3	239	34	104	36	174	30		30
4	271	44	108	49	201	41		41
5	244	37	130	31	198	21		21
6	193	24	112	29	165	22		22
7	263	53	135	30	218	25		25
8	165	25	71	27	123	17		17
9	236	49	110	30	189	28		28
10	188	34	98	27	159	22		22
11	177	26	99	25	150	08		08
12	317	52	134	47	233	33		33
13	363	65	170	36	271	38		38
14	393	74	185	38	297	36		36
15	220	46	87	27	170	22		22
16	215	34	123	18	175	22		22
17	259	49	133	34	216	25		25
18	306	57	125	48	230	45		45
19	193	39	96	21	156	18		18
20	222	27	115	33	175	26		26
21	243	53	128	29	210	14		14
22	231	41	122	31	194	16		16
23	327	63	167	42	272	18		18
24	245	37	141	29	207	17		17
25	153	23	88	17	128	13		13
26	141	16	101	10	127	07		07
27	171	30	90	18	138	23		23
C.B. - 1	134	13	65	17	95	23		23
C.B.								
C.B.								
C.B.								
<b>CITY OF ST. CLAIR SHORES</b>								
4	222	35	101	36	172	33		33
5	307	47	149	47	243	26		26
6	224	32	124	25	181	25		25
38	244	48	108	28	184	38		38
C.B. - 43	33	10	09	03	23	08		08
C.B. - 44								
<b>TOTAL SECTION 6</b> (Totaled in Section 9)	10196	1758	5144	1340	8243	1032		1032
WARREN	2574	458	1376	343	2177	244		244
EAST DETROIT	6592	1128	3277	858	5263	658		658
ST. CLAIR SHORES	1030	172	491	139	803	130		130
<b>TOTAL</b>	10196	1758	5144	1340	8243	1032		1032

STATEMENT OF VOTES, GENERAL PRIMARY ELECTION, TUESDAY, AUGUST 6th, 1974

Representative in Congress 12 District  
DEMOCRATIC PARTY

Representative in Congress 12 District  
REPUBLICAN PARTY

JAMES G.  
O'HARA

TOTALS

EUGENE J.  
TYZA

TOTALS

NAMES OF  
TOWNSHIPS AND  
ELECTION DISTRICTS

MACOMB SECTION 6

DISTRICT NO. 73  
CITY OF WARREN

- 18
- 19
- 20
- 21
- 27
- 29
- 30
- 31
- 32
- 33
- 34
- 35
- 36
- 37
- 49
- 50
- 51
- 52
- C.B.
- C.B.
- C.B.

5426 CITY OF EAST DETROIT

- 1
- 2
- 3
- 4
- 5
- 6
- 7
- 8
- 9
- 10
- 11
- 12
- 13
- 14
- 15
- 16
- 17
- 18
- 19
- 20
- 21
- 22
- 23
- 24
- 25
- 26
- 27
- C.B.
- C.B.
- C.B.
- C.B.

CITY OF ST. CLAIR SHORES

- 4
- 5
- 6
- 38
- C.B.

TOTAL SECTION 6  
(Totaled in Section 9)

132  
180  
122  
139  
21

594

132  
180  
122  
139  
21

594

19  
21  
20  
28  
05

93

19  
21  
20  
28  
05

93



STATEMENT OF VOTES, GENERAL PRIMARY ELECTION, TUESDAY, AUGUST 6th, 1974

NAMES OF TOWNSHIPS AND ELECTION DISTRICTS	Representative in Congress 14 District DEMOCRATIC PARTY				Representative in Congress 14 District REPUBLICAN PARTY			
	STANLEY LECHERT, JR.	LUCIEN N. NEDZI	RICHARD S. WOLSKI	TOTALS	HERBERT O. STEIGER	TOTALS	TOTALS	TOTALS
MACOMB SECTION 6								
DISTRICT NO. 73								
CITY OF WARREN								
18	25	38	08	71	09			09
19	12	46	05	63	05			05
20	18	69	22	109	13			13
21	05	34	17	56	05			05
27	18	49	23	90	11			11
29	26	102	47	175	14			14
30	08	57	14	79	04			04
31	01	10	00	11	03			03
32	31	94	28	153	10			10
33	18	111	25	154	10			10
34	26	77	18	121	07			07
35	26	68	06	100	12			12
36	20	113	26	159	14			14
37	17	89	24	130	06			06
49	17	113	37	167	14			14
50	19	115	51	185	19			19
51	10	33	14	57	05			05
52	11	54	13	78	12			12
C.B.								
C.B.								
C.B.								
5426 CITY OF EAST DETROIT								
1	19	100	11	130	06			06
2	29	156	28	213	26			26
3	28	119	11	158	26			26
4	28	139	15	182	35			35
5	20	123	32	175	18			18
6	25	97	21	143	13			13
7	31	134	31	196	17			17
8	15	86	12	113	11			11
9	25	120	22	167	15			15
10	17	99	22	138	17			17
11	21	105	13	139	06			06
12	09	178	28	215	18			18
13	27	162	42	231	25			25
14	20	194	39	253	29			29
15	19	107	21	147	18			18
16	17	124	18	159	17			17
17	25	143	25	193	19			19
18	16	158	34	208	29			29
19	20	95	19	134	15			15
20	21	109	19	149	19			19
21	21	144	26	191	13			13
22	15	130	26	171	14			14
23	27	180	40	247	10			10
24	16	155	17	188	09			09
25	09	93	19	121	08			08
26	15	78	16	109	05			05
27	14	104	11	129	10			10
C.B. - 1	20	76	05	101	19			19
C.B.								
C.B.								
C.B.								
C.B.								
CITY OF ST. CLAIR SHORES								
4								
5								
6								
38								
C.B.								
TOTAL SECTION 6 (Totaled in Section 9)	877	1780	1001	6658	640			640
WARREN	308	1272	378	1958	173			173
EAST DETROIT	569	3508	623	4700	467			467

STATEMENT OF VOTES, GENERAL PRIMARY ELECTION, TUESDAY, AUGUST 6th, 1974

State Senator <u>26</u> District DEMOCRATIC PARTY					State Senator <u>26</u> District REPUBLICAN PARTY					NAMES OF TOWNSHIPS AND ELECTION DISTRICTS
JAMES D. GRAY	TOM POTTER	ANTHONY SANFEMIO	JOSEPH M. SNYDER	TOTALS	JOHN LAUVE	ROBERT L. SCHULTZ	TOTALS			
										MACOMB SECTION 6
										DISTRICT NO. 73
										CITY OF WARREN
49	02	06	28	85	03	05	08			18
39	01	04	29	73	01	06	07			19
60	06	15	43	124	06	07	13			20
38	02	02	20	62	01	02	03			21
64	04	06	26	100	03	09	12			27
75	09	31	72	187	04	11	15			29
31	01	17	32	81	04	02	06			30
03	01	02	06	12	04	00	04			31
49	08	58	48	163	01	07	08			32
58	03	46	62	169	04	08	12			33
55	00	24	49	128	01	05	06			34
48	02	21	36	107	03	08	11			35
62	05	42	69	178	11	07	18			36
53	04	30	48	135	02	05	07			37
45	19	55	56	175	55	09	14			49
85	10	59	48	202	07	16	23			50
24	02	05	26	57	02	02	04			51
53	02	07	25	87	08	05	13			52
										C.B.
										C.B.
										C.B.
										5426 CITY OF EAST DETROIT
15	08	69	59	151	02	03	05			1
45	14	91	90	240	05	20	25			2
25	10	62	83	180	09	16	25			3
53	07	56	89	205	04	33	37			4
45	06	70	83	204	07	12	19			5
46	05	63	42	156	02	11	13			6
52	04	68	93	217	09	11	20			7
14	02	52	62	130	03	10	13			8
44	04	71	76	195	06	09	15			9
44	02	54	56	156	06	13	19			10
36	01	64	53	154	02	03	05			11
38	09	139	66	252	07	18	25			12
43	05	142	91	281	13	11	24			13
53	11	169	100	333	06	20	26			14
30	02	73	72	177	08	09	17			15
24	03	67	79	173	06	11	17			16
36	03	64	111	214	03	15	18			17
42	05	117	77	241	23	14	37			18
29	05	47	76	157	03	13	16			19
44	08	52	65	169	09	09	18			20
46	03	83	77	209	05	09	14			21
45	04	72	79	200	05	10	15			22
67	08	130	72	277	02	12	14			23
24	06	96	83	209	03	08	11			24
13	01	87	31	132	01	09	10			25
22	03	48	55	128	02	03	05			26
18	03	53	64	138	05	08	13			27
22	02	39	40	103	05	13	18			C.B. -1
										C.B.
										C.B.
										C.B.
										CITY OF ST. CLAIR SHORES
26	04	22	120	172	10	14	24			4
25	06	45	173	249	12	11	23			5
17	03	41	118	179	08	13	21			6
21	05	24	136	186	11	25	36			38
02	00	05	18	25	01	05	06			C.B.
1997	243	2765	3312	9317	373	515	788			TOTAL SECTION 6 (Totaled in Section 9)
891	81	430	723	2125	70	114	184			WARREN
1015	144	2198	2024	5381	161	333	494			EAST DETROIT
91	18	137	565	811	42	68	110			ST. CLAIR SHORES

STATEMENT OF VOTES, GENERAL PRIMARY ELECTION, TUESDAY, AUGUST 6th, 1974

NAMES OF TOWNSHIPS AND ELECTION DISTRICTS	State Senator _____ District DEMOCRATIC PARTY					TOTALS	State Senator _____ District REPUBLICAN PARTY					TOTALS
<b>MACOMB SECTION 6</b>												
DISTRICT NO. 73												
CITY OF WARREN												
18												
19												
20												
21												
27												
29												
30												
31												
32												
33												
34												
35												
36												
37												
49												
50												
51												
52												
C.B.												
C.B.												
C.B.												
<b>5426 CITY OF EAST DETROIT</b>												
1												
2												
3												
4												
5												
6												
7												
8												
9												
10												
11												
12												
13												
14												
15												
16												
17												
18												
19												
20												
21												
22												
23												
24												
25												
26												
27												
C.B.												
C.B.												
C.B.												
C.B.												
<b>CITY OF ST. CLAIR SHORES</b>												
4												
5												
6												
38												
C.B.												
<b>TOTAL SECTION 6</b> (Totaled in Section 9)												

STATEMENT OF VOTES, GENERAL PRIMARY ELECTION, TUESDAY, AUGUST 6th, 1974

Repres't've in State Legislature 73 Dist. DEMOCRATIC PARTY				Repres't've in State Legislature 73 Dist. REPUBLICAN PARTY				NAMES OF TOWNSHIPS AND ELECTION DISTRICTS
GILBERT J. DINELLO	MICHAEL D. GORDON	TOTALS	WILLIAM B. KREBAUM	TOTALS				
								MACOMB SECTION 6
								DISTRICT NO. 73
								CITY OF WARREN
52	28	80	08	8	18			
40	22	62	05	5	19			
72	40	112	12	12	20			
34	19	53	03	3	21			
56	29	85	11	11	27			
120	50	170	12	12	29			
67	15	76	04	4	30			
09	03	12	02	2	31			
111	35	146	06	6	32			
77	57	134	11	11	33			
65	54	119	06	6	34			
65	36	101	10	10	35			
122	36	158	12	12	36			
79	47	126	06	6	37			
111	39	150	11	11	49			
143	40	183	21	21	50			
44	13	57	04	4	51			
69	15	84	13	13	52			
48	17	65	13	13	C.B. -1			
15	07	22	00	0	C.B. -2			
00	00	00	00	0	C.B. -3			
								5426 CITY OF EAST DETROIT
107	32	139	07	7	1			
181	45	226	23	23	2			
130	40	170	22	22	3			
157	35	192	29	29	4			
118	64	182	15	15	5			
103	43	146	11	11	6			
144	60	204	18	18	7			
92	31	123	08	8	8			
141	44	185	11	11	9			
101	37	138	15	15	10			
110	37	147	04	4	11			
202	43	245	20	20	12			
182	66	248	21	21	13			
257	57	314	23	23	14			
119	36	155	19	19	15			
126	41	167	15	15	16			
138	52	190	15	15	17			
166	55	221	25	25	18			
98	52	150	12	12	19			
124	32	156	17	17	20			
152	49	201	15	15	21			
140	43	183	13	13	22			
195	56	251	11	11	23			
139	41	180	08	8	24			
108	16	124	07	7	25			
92	28	120	05	5	26			
100	29	129	11	11	27			
78	21	99	14	14	C.B.			
								C.B.
								C.B.
								C.B.
								C.B.
								CITY OF ST. CLAIR SHORES
134	23	157	21	21	4			
188	40	228	21	21	5			
131	38	169	20	20	6			
129	46	175	32	32	38			
17	06	23	05	5	C.B.			
5792	1940	7732	603	603	TOTAL SECTION 6 (Totalled in Section 9)			
1393	602	1995	170	170	WARREN			
3800	1185	4985	414	414	EAST DETROIT			
599	153	752	99	99	ST. CLAIR SHORES			

STATEMENT OF VOTES, GENERAL PRIMARY ELECTION, TUESDAY, AUGUST 6th, 1974

NAMES OF TOWNSHIPS AND ELECTION DISTRICTS	Repres't'ive in State Legislature.....Dist. DEMOCRATIC PARTY						Repres't'ive in State Legislature.....Dist. REPUBLICAN PARTY						TOTALS
						TOTALS						TOTALS	
<b>MACOMB SECTION 6</b>													
DISTRICT NO. 73													
CITY OF WARREN													
18													
19													
20													
21													
27													
29													
30													
31													
32													
33													
34													
35													
36													
37													
49													
50													
51													
52													
C.B.													
C.B.													
C.B.													
5426 CITY OF EAST DETROIT													
1													
2													
3													
4													
5													
6													
7													
8													
9													
10													
11													
12													
13													
14													
15													
16													
17													
18													
19													
20													
21													
22													
23													
24													
25													
26													
27													
C.B.													
C.B.													
C.B.													
C.B.													
CITY OF ST. CLAIR SHORES													
4													
5													
6													
38													
C.B.													
TOTAL SECTION 6 (Totaled in Section 9)													

STATEMENT OF VOTES, GENERAL PRIMARY ELECTION, TUESDAY, AUGUST 6th, 1974

										NAMES OF TOWNSHIPS AND ELECTION DISTRICTS	
										MACOMB SECTION 6	
										DISTRICT NO. 73	
										CITY OF WARREN	
										18	
										19	
										20	
										21	
										27	
										29	
										30	
										31	
										32	
										33	
										34	
										35	
										36	
										37	
										49	
										50	
										51	
										52	
										C.B.	
										C.B.	
										C.B.	
										5426 CITY OF EAST DETROIT	
										1	
										2	
										3	
										4	
										5	
										6	
										7	
										8	
										9	
										10	
										11	
										12	
										13	
										14	
										15	
										16	
										17	
										18	
										19	
										20	
										21	
										22	
										23	
										24	
										25	
										26	
										27	
										C.B.	
										C.B.	
										C.B.	
										C.B.	
										CITY OF ST. CLAIR SHORES	
										4	
										5	
										6	
										38	
										C.B.	
										TOTAL SECTION 6	
										(Totaled in Section 9)	

STATEMENT OF VOTES, GENERAL PRIMARY ELECTION, TUESDAY, AUGUST 6th, 1974

		JUDGES OF THE COURT OF APPEALS, 2nd DISTRICT—NEW TERM NON-PARTISAN											
NAMES OF TOWNSHIPS AND ELECTION DISTRICTS		GORDON W. BRITTEN	MICHAEL F. CAVANAGH	JAMES P. CHURCHILL	JAMES CLARKSON	WALTER P. CYNAR	JAMES T. KALLMAN	BERNARD L. KAUFMAN	MICHAEL J. KELLY	YALE LELAND KERBY	E. BOOMIE MIKRU	GEORGE E. MONTGOMERY	MYRON F. POE
<b>MACOMB SECTION 6</b>													
DISTRICT NO. 73 CITY OF WARREN													
18		01	08	07	02	33	01	08	13	08	03	46	02
19		01	04	03	03	30	02	06	14	05	01	36	02
20		00	08	07	03	57	06	17	19	07	01	62	01
21		00	07	02	02	25	02	12	10	02	00	37	01
27		02	12	08	02	40	02	11	14	02	00	59	08
29		07	17	04	11	113	03	16	21	07	02	81	05
30		02	08	02	04	60	03	16	08	08	00	43	00
31		00	01	03	00	12	00	03	00	00	00	09	02
32		03	21	11	10	72	01	34	19	17	01	99	02
33		00	10	10	08	94	01	17	23	16	05	86	03
34		02	07	08	08	46	01	16	21	11	01	82	02
35		00	09	04	04	56	06	16	17	07	01	68	04
36		04	14	06	04	90	01	24	36	09	03	117	02
37		01	13	07	02	57	02	24	32	12	01	84	01
49		03	07	11	14	84	03	18	23	10	04	99	05
50		01	14	03	01	132	10	23	30	09	04	108	04
51		00	05	05	02	22	02	06	11	04	01	33	02
52		00	10	03	03	45	02	17	18	04	00	57	01
C.B.													
C.B.													
C.B.													
5426 CITY OF EAST DETROIT													
1		06	22	09	08	77	03	20	29	18	03	14	01
2		04	43	18	10	103	09	52	46	28	01	16	09
3		05	22	27	13	105	08	32	37	14	06	26	10
4		01	15	17	19	112	06	33	34	19	08	19	03
5		03	16	09	10	107	06	44	44	16	03	16	08
6		03	19	11	05	63	01	35	41	15	02	18	04
7		05	19	11	02	77	06	53	52	18	04	22	10
8		00	11	06	04	65	00	12	32	19	02	14	03
9		00	18	05	10	100	01	22	41	37	09	13	03
10		00	25	14	08	71	01	19	27	11	03	16	08
11		03	23	08	04	62	03	14	26	11	03	26	06
12		06	29	16	09	111	04	37	51	22	10	19	07
13		08	32	14	05	115	01	29	28	21	21	13	04
14		04	40	21	07	155	10	39	68	39	07	10	03
15		05	27	11	07	64	05	27	31	18	01	07	05
16		03	29	09	19	88	03	39	33	23	02	15	03
17		03	27	19	07	122	08	36	38	25	05	15	04
18		02	19	27	10	122	05	37	61	21	11	18	02
19		00	11	08	08	67	01	26	31	22	01	09	03
20		03	14	10	08	77	11	24	34	06	05	17	05
21		02	19	12	06	92	06	37	59	14	07	20	07
22		02	13	15	11	88	06	32	39	20	05	18	07
23		04	32	19	11	134	10	48	82	47	14	23	08
24		03	18	15	12	116	04	33	53	26	10	15	02
25		03	12	05	03	68	02	17	29	36	05	14	00
26		04	21	07	10	48	08	15	28	15	02	13	04
27		01	14	11	04	81	04	14	19	10	05	16	02
C.B. -1		05	20	04	07	77	07	17	16	03	10	12	01
C.B.													
C.B.													
C.B.													
CITY OF ST. CLAIR SHORES													
4		01	14	04	12	90	03	38	33	15	09	15	06
5		02	10	10	07	140	12	64	43	37	12	23	03
6		02	08	06	03	104	09	42	35	34	09	15	02
38		06	14	05	02	110	06	35	42	26	10	20	03
C.B.		01	04	01	01	19	00	05	03	00	00	05	00
TOTAL SECTION 6 (Totaled in Section 9)		127	835	488	345	4098	217	1311	1594	824	233	1738	193
WARREN		27	175	104	83	1068	48	284	329	138	28	126	47
EAST DETROIT		88	610	358	227	2567	139	843	1109	574	165	434	132
ST. CLAIR SHORES		12	50	26	25	463	30	184	156	112	40	78	14

STATEMENT OF VOTES, GENERAL PRIMARY ELECTION, TUESDAY, AUGUST 6th, 1974

NON-PARTISAN					NON-PARTISAN					NAMES OF TOWNSHIPS AND ELECTION DISTRICTS
FARRELL EUGENE ROBERTS	EUGENE E. SORDYL	THOMAS E. WOODS	STEVE WOOD	TOTALS				TOTALS		
MACOMB SECTION 6										
DISTRICT NO. 73										
CITY OF WARREN										
02	02	06		142					18	
04	01	06		118					19	
02	01	12		203					20	
01	01	03		105					21	
07	06	05		178					27	
08	05	14		314					29	
04	02	09		169					30	
00	00	00		30					31	
05	01	08		304					32	
03	02	04		282					33	
04	04	10		223					34	
03	01	03		199					35	
08	02	10		330					36	
03	02	03		244					37	
05	05	09		300					49	
04	01	06		350					50	
02	00	05		100					51	
03	01	05		169					52	
									C.B.	
									C.B.	
									C.B.	
5426 CITY OF EAST DETROIT										
08	01	09		228					1	
06	00	12		357					2	
03	02	13		323					3	
11	02	14		313					4	
08	05	11		306					5	
05	01	14		237					6	
05	02	10		296					7	
07	01	06		182					8	
06	03	15		283					9	
14	02	20		239					10	
13	06	20		228					11	
10	12	25		368					12	
20	13	15		339					13	
07	09	30		449					14	
06	03	22		239					15	
05	01	08		280					16	
08	02	04		323					17	
06	05	12		358					18	
06	01	09		203					19	
06	01	05		226					20	
16	04	25		326					21	
10	01	17		284					22	
13	06	15		466					23	
08	05	12		332					24	
08	05	08		215					25	
06	00	09		190					26	
06	04	16		207					27	
07	00	06	01	193					C.B.	
									C.B.	
									C.B.	
									C.B.	
CITY OF ST. CLAIR SHORES										
16	03	06		265					4	
21	04	07		395					5	
19	05	04		297					6	
22	05	13		319					38	
07	01	04		51					C.B.	
TOTAL SECTION 6 (Totalled in Section 9)										
387	152	534	01	13077						
68	37	118		3760					WARREN	
234	97	382	01	7990					EAST DETROIT	
85	18	34		1327					ST. CLAIR SHORES	





# CANVASS OF VOTES CAST

— AT THE —

## GENERAL PRIMARY ELECTION

— HELD ON —

**Tuesday, the 6th day of August, A. D. 1974**

AND CANVASSED BY THE BOARD OF COUNTY CANVASSERS

of \_\_\_\_\_ County, Michigan

THE "KAZOO" CANVASS BOOK AND LOOSE LEAF  
ELECTION RECORD, COMBINED

By the use of this Canvass Book much time and labor is saved. It completely covers the canvass of the Election Returns by the Board of County Canvassers, and when signed by the members of said Board and County Clerk makes a perfect Election Record.

MANUFACTURED BY

# DOUBLEDAY BROS. & CO.

ELECTION SUPPLY MANUFACTURERS  
STATIONERS AND PRINTERS

1919 East Kilgore Road

KALAMAZOO, MICHIGAN

STATEMENT OF VOTES, GENERAL PRIMARY ELECTION, TUESDAY, AUGUST 6th, 1974

NAMES OF TOWNSHIPS AND ELECTION DISTRICTS	GOVERNOR DEMOCRATIC PARTY				GOVERNOR REPUBLICAN PARTY			
	JEROME P. CAVANAGH	SANDER M. LEVIN	JAMES E. WELLS	TOTALS	WILLIAM G. MILLIKEN	TOTALS		
MACOMB SECTION 7 VOTERS								
DISTRICT NO. 74 Lake	28	4	1	3	8	19		19
CITY OF ST. CLAIR SHORES								
1	301	63	98	36	197	60		60
2	412	79	202	46	321	44		44
3	248	38	94	35	167	44		44
7	60	14	29	8	51	7		7
8	406	65	190	46	301	63		63
9	382	50	196	50	296	31		31
10	291	63	124	38	225	38		38
11	346	56	146	35	237	31		31
12	399	83	135	69	287	50		50
13	351	68	167	38	223	33		33
14	336	58	177	52	287	31		31
15	369	43	166	53	262	58		58
16	255	52	118	41	211	17		17
17	322	70	137	47	254	38		38
18	260	41	102	33	176	58		58
19	295	55	147	35	237	21		21
20	221	33	132	18	183	32		32
21	220	38	101	31	170	13		13
22	303	65	131	35	231	40		40
23	267	46	122	37	205	30		30
24	283	61	117	40	218	34		34
25	192	36	85	28	149	17		17
26	272	45	140	30	215	30		30
27	234	49	127	26	202	15		15
28	276	67	134	23	224	26		26
29	233	42	104	38	184	25		25
30	190	39	94	27	160	14		14
31	204	36	109	24	169	19		19
32	247	31	126	25	182	28		28
33	77	24	32	8	64	8		8
34	308	55	102	30	187	31		31
35	253	51	109	31	191	34		34
36	313	79	128	43	250	47		47
37	391	78	98	48	224	45		45
39	240	38	98	37	173	38		38
40	231	50	101	18	169	42		42
41	235	35	115	34	184	21		21
42	296	52	129	54	235	36		36
C.B. #1								
C.B. #2	337	75	138	28	241	39		39
C.B.								
C.B.								
C.B.								
TOTAL SECTION 7 (Totalled in Section 9)	10,884	2027	4801	1378	8206	1380		1380
LAKE	28	04	01	03	08	19		19
ST. CLAIR SHORES	10,856	2023	4800	1375	8131	1361		1361
TOTAL	11,886							
ST. CLAIR SHORES		2195	5291	1514	01	9234		1491

STATEMENT OF VOTES, GENERAL PRIMARY ELECTION, TUESDAY, AUGUST 6th, 1974

Representative in Congress <u>12</u> District DEMOCRATIC PARTY					Representative in Congress <u>12</u> District REPUBLICAN PARTY					NAMES OF TOWNSHIPS AND ELECTION DISTRICTS
JAMES G. O'HARA				TOTALS	EUGENE J. TYZA				TOTALS	
										MACOMB SECTION 7
										DISTRICT NO. 74
4				4	17				17	Lake
										CITY OF ST. CLAIR SHORES
144				144	41				41	1
232				232	30				30	2
104				104	30				30	3
34				34	3				3	7
238				238	42				42	8
238				238	22				22	9
173				173	28				28	10
188				188	18				18	11
184				184	31				31	12
207				207	20				20	13
215				215	20				20	14
196				196	38				38	15
169				169	16				16	16
196				196	21				21	17
118				118	39				39	18
165				165	12				12	19
139				139	17				17	20
129				129	8				8	21
165				165	31				31	22
150				150	20				20	23
165				165	19				19	24
104				104	15				15	25
167				167	28				28	26
159				159	12				12	27
185				185	18				18	28
139				139	15				15	29
121				121	12				12	30
132				132	5				5	31
121				121	18				18	32
50				50	3				3	33
135				135	51				51	34
136				136	22				22	35
174				174	25				25	36
236				236	21				21	37
120				120	27				27	39
125				125	29				29	40
136				136	16				16	41
177				177	25				25	42
										C.B.
										C.B.
										C.B.
										C.B.
										C.B.
6190				6190	890				890	TOTAL SECTION 7 (Totalled in Section 9)
04				04	17				17	LAKE
6186				6186	873				873	ST. CLAIR SHORES
										TOTAL
6780				6780	966				966	ST. CLAIR SHORES

STATEMENT OF VOTES, GENERAL PRIMARY ELECTION, TUESDAY, AUGUST 6th, 1974

NAMES OF TOWNSHIPS AND ELECTION DISTRICTS	Representative in Congress.....District DEMOCRATIC PARTY					Representative in Congress.....District REPUBLICAN PARTY					TOTALS
					TOTALS					TOTALS	
<b>MACOMB SECTION 7</b>											
DISTRICT NO. 74 Lake											
CITY OF ST. CLAIR SHORES											
1											
2											
3											
7											
8											
9											
10											
11											
12											
13											
14											
15											
16											
17											
18											
19											
20											
21											
22											
23											
24											
25											
26											
27											
28											
29											
30											
31											
32											
33											
34											
35											
36											
37											
39											
40											
41											
42											
C.B.											
C.B.											
C.B.											
C.B.											
C.B.											
TOTAL SECTION 7 (Totaled in Section 9)											

STATEMENT OF VOTES, GENERAL PRIMARY ELECTION, TUESDAY, AUGUST 6th, 1974

State Senator _____ 1 _____ District DEMOCRATIC PARTY						State Senator _____ 1 _____ District REPUBLICAN PARTY						NAMES OF TOWNSHIPS AND ELECTION DISTRICTS
M. A. BARTOSZEWICZ	WILLIAM B. FITZGERALD	PAUL B. HUDSON	JOSEPH PATTERSON	TOTALS	EARL I. HEENAN III					TOTALS		
											MACOMB SECTION 7	
0	4	1	1	6	18					18	DISTRICT NO. 74 Lake	
											CITY OF ST. CLAIR SHORES	
											1	
											2	
											3	
											7	
											8	
											9	
											10	
											11	
											12	
											13	
											14	
											15	
											16	
											17	
											18	
											19	
											20	
											21	
											22	
											23	
											24	
											25	
											26	
											27	
											28	
											29	
											30	
											31	
											32	
											33	
											34	
											35	
											36	
											37	
											39	
											40	
											41	
											42	
											C.B.	
											C.B.	
											C.B.	
											C.B.	
											C.B.	
00	4	1	1	6	18					18	TOTAL SECTION 7 (Totalled in Section 9)	

STATEMENT OF VOTES, GENERAL PRIMARY ELECTION, TUESDAY, AUGUST 6th, 1974

NAMES OF TOWNSHIPS AND ELECTION DISTRICTS	State Senator <u>26</u> District DEMOCRATIC PARTY					State Senator <u>26</u> District REPUBLICAN PARTY				
	JAMES D. GRAY	TOM POTTER	ANTHONY SANFEMIO	JOSEPH M. SNYDER	TOTALS	JOHN LAUVE	ROBERT L. SCHULTZ	TOTALS	TOTALS	
MACOMB SECTION 7										
DISTRICT NO. 74 Lake										
CITY OF ST. CLAIR SHORES										
1	26	13	10	155	204	28	20	48		
2	42	3	31	258	334	14	21	35		
3	25	1	10	129	165	16	18	34		
7	12	0	1	37	50	0	4	4		
8	41	4	32	234	311	14	37	51		
9	41	2	22	233	303	13	15	28		
10	26	2	29	170	227	8	20	28		
11	41	12	20	185	258	16	11	27		
12	56	42	13	181	292	13	23	36		
13	36	10	24	207	277	7	16	23		
14	43	7	19	219	288	11	12	23		
15	49	14	16	190	269	16	35	51		
16	40	9	34	135	218	7	10	17		
17	44	7	21	177	249	8	20	28		
18	41	8	17	114	180	28	28	56		
19	45	7	13	176	240	4	12	16		
20	26	7	19	129	181	7	15	22		
21	42	12	16	112	182	2	9	11		
22	34	9	21	170	234	15	17	32		
23	31	13	18	142	204	7	16	23		
24	33	11	25	159	228	10	14	24		
25	20	4	17	116	157	2	15	17		
26	33	5	15	178	231	13	16	29		
27	28	6	17	152	203	2	12	14		
28	27	4	18	185	234	9	10	19		
29	37	7	13	134	191	3	13	16		
30	29	10	13	110	162	6	6	12		
31	27	2	13	129	171	8	5	13		
32	23	2	18	141	184	6	15	21		
33	5	0	6	57	68	1	2	3		
34	23	3	10	151	187	30	38	68		
35	29	12	8	146	200	12	11	23		
36	16	5	18	217	256	21	9	30		
37	37	18	21	252	328	12	12	24		
39	33	7	19	116	175	14	17	31		
40	19	3	13	139	174	2	23	25		
41	25	5	11	143	184	10	9	19		
42	39	7	14	172	232	7	21	28		
C.B.										
C.B. #2	34	6	17	207	264	7	21	28		
C.B.										
C.B.										
C.B.										
TOTAL SECTION 7 (Totaled in Section 9)	1258	309	672	6256	8495	409	628	1037		
ST. CLAIR SHORES	1258	309	672	6256	8495	409	628	1037		
TOTAL ST. CLAIR SHORES	1349	327	809	6821	9306	451	696	1147		

STATEMENT OF VOTES, GENERAL PRIMARY ELECTION, TUESDAY, AUGUST 6th, 1974

Repres't'ive in State Legislature 74 Dist. DEMOCRATIC PARTY						Repres't'ive in State Legislature 74 Dist. REPUBLICAN PARTY			TOTALS	NAMES OF TOWNSHIPS AND ELECTION DISTRICTS
Charles H. LeBEAU	Robert C. MAC DONALD	John M. MAYNARD	Charles F. PELTIER	Dennis D. STURTZ	Timothy Larsen TORRENTO	TOTALS	JOHANNES J. Van De Graaf	TOTALS		
0	1	1	1	0	0	3	17	17	MACOMB SECTION 7	
DISTRICT NO. 74										
Lake										
CITY OF ST. CLAIR SHORES										
1	16	125	7	13	25	187	44	44	1	
2	28	184	17	8	19	312	31	31	2	
3	16	103	4	6	20	152	32	32	3	
4	4	25	4	1	6	40	3	3	7	
6	18	195	13	3	45	280	47	47	8	
2	17	202	33	13	17	284	25	25	9	
4	38	125	14	10	24	215	27	27	10	
5	17	160	26	7	27	247	24	24	11	
4	18	195	13	17	41	288	35	35	12	
5	74	117	19	23	30	268	21	21	13	
11	46	159	21	3	31	271	25	25	14	
2	50	146	10	15	24	247	43	43	15	
2	38	87	9	21	48	205	17	17	16	
3	41	117	8	7	61	237	25	25	17	
1	20	96	15	13	22	167	46	46	18	
7	48	98	13	25	25	216	15	15	19	
4	75	58	11	6	23	177	19	19	20	
4	39	65	13	13	36	170	10	10	21	
4	42	82	24	12	58	227	29	29	22	
3	50	62	16	11	54	196	24	24	23	
5	16	95	24	9	58	207	26	26	24	
1	10	50	15	7	20	153	15	15	25	
3	34	92	27	12	41	209	27	27	26	
0	8	53	14	25	49	199	12	12	27	
0	11	73	20	44	71	227	18	18	28	
1	21	102	10	13	35	182	17	17	29	
0	22	55	15	3	59	154	11	11	30	
5	47	63	6	5	32	158	10	10	31	
6	37	64	20	9	36	172	21	21	32	
0	3	32	2	10	15	62	3	3	33	
6	22	104	20	6	14	172	63	63	34	
2	19	117	19	14	11	182	20	20	35	
7	28	114	16	8	74	247	30	30	36	
12	65	171	16	9	17	290	21	21	37	
6	25	92	18	5	35	171	30	30	39	
3	20	80	20	5	33	161	33	33	40	
3	20	65	19	16	40	163	15	15	41	
8	30	85	20	9	74	226	26	26	42	
6	28	180	17	9	15	255	30	30	C.B.	
									#2 C.B.	
									C.B.	
									C.B.	
									C.B.	
156	1162	4089	599	445	1523	7474	987	987	TOTAL SECTION 7 (Totaled in Section 9)	
00	01	01	01	00	00	03	17	17	LAKE	
156	1161	4088	598	445	1523	7471	970	970	ST. CLAIR SHORES	





										NAMES OF TOWNSHIPS AND ELECTION DISTRICTS  <b>MACOMB SECTION 7</b>	
TOTALS										TOTALS	
										DISTRICT NO. 74	
										Lake	
										CITY OF ST. CLAIR SHORES	
										1	
										2	
										3	
										7	
										8	
										9	
										10	
										11	
										12	
										13	
										14	
										15	
										16	
										17	
										18	
										19	
										20	
										21	
										22	
										23	
										24	
										25	
										26	
										27	
										28	
										29	
										30	
										31	
										32	
										33	
										34	
										35	
										36	
										37	
										39	
										40	
										41	
										42	
										C.B.	
										C.B.	
										C.B.	
										C.B.	
										C.B.	
										TOTAL SECTION 7	
										(Totaled in Section 9)	

STATEMENT OF VOTES, GENERAL PRIMARY ELECTION, TUESDAY, AUGUST 6th, 1974

		JUDGES OF THE COURT OF APPEALS, 2nd DISTRICT--NEW TERM NON-PARTISAN											
NAMES OF TOWNSHIPS AND ELECTION DISTRICTS		GORDON W. BRITTEN	MICHAEL F. CAVANAGH	JAMES P. CHURCHILL	JAMES CLARKSON	WALTER P. CYNAR	JAMES T. KALLMAN	BERNARD L. KAUFMAN	MICHAEL J. KELLY	YALE LELAND KERBY	E. BOOMIE MIKRUT	GEORGE E. MONTGOMERY	MYRON F. POE
MACOMB	SECTION 7												
DISTRICT NO. 74	Lake	2	4	3	1	15	2	3	4	2	0	4	0
CITY OF ST. CLAIR SHORES													
1		7	36	19	10	95	10	45	42	29	9	17	8
2		6	50	27	15	164	8	78	69	57	4	17	7
3		7	19	19	11	66	5	41	32	20	3	21	6
7		0	5	1	0	22	3	11	8	5	1	4	1
8		10	31	22	7	109	6	63	106	40	3	22	4
9		9	42	20	5	136	8	72	63	25	10	30	14
10		4	31	9	6	104	5	49	47	23	13	30	8
11		4	26	20	6	119	10	54	47	38	2	28	7
12		4	25	17	11	143	6	49	39	11	12	22	8
13		7	44	16	5	148	10	61	52	25	4	11	11
14		6	29	21	6	168	3	56	46	33	7	16	4
15		6	43	26	9	112	5	56	51	23	4	22	7
16		5	21	10	7	115	8	47	32	27	8	16	8
17		10	55	19	11	144	12	57	51	22	3	21	7
18		4	18	13	11	96	5	33	27	18	4	13	6
19		2	21	16	14	118	7	61	45	19	3	19	1
20		2	12	7	9	91	4	52	34	9	3	16	9
21		2	21	5	2	84	7	62	46	19	7	25	4
22		2	23	13	6	102	5	63	52	26	5	29	5
23		2	21	13	5	98	5	57	44	30	7	20	8
24		2	26	11	5	94	6	63	52	15	4	27	16
25		2	20	10	4	69	5	19	29	10	2	22	3
26		5	31	14	7	86	5	38	33	16	7	32	6
27		1	27	11	5	93	7	45	37	24	1	22	11
28		4	32	13	5	103	6	34	37	17	0	13	11
29		4	31	13	6	102	2	35	42	35	4	11	4
30		6	33	10	5	66	1	43	35	10	5	12	4
31		6	23	13	7	82	10	34	30	33	2	9	2
32		6	35	14	9	83	7	53	32	15	4	17	9
33		0	7	3	6	23	2	17	17	6	2	4	2
34		6	27	24	14	87	5	54	57	23	3	26	4
35		6	19	10	8	84	4	44	43	25	4	14	6
36		6	30	13	4	129	4	68	57	34	2	22	3
37		2	19	16	6	155	10	70	68	46	8	25	9
39		2	9	13	6	95	4	37	23	21	4	17	6
40		2	23	6	3	78	3	30	30	13	2	23	9
41		5	31	17	5	83	7	43	35	27	7	31	4
42		4	25	13	3	85	3	27	36	23	6	28	10
C.B.													
C.B. #2		8	23	17	6	189	7	47	39	17	12	18	14
C.B.													
C.B.													
C.B.													
TOTAL SECTION 7 (Totalled in Section 9)		190	1048	557	271	4040	232	1913	1665	911	191	770	266
LAKE		02	04	03	01	15	02	03	04	02	00	04	00
ST. CLAIR SHORES		188	1044	554	270	4025	230	1910	1661	909	191	772	266
TOTAL ST. CLAIR SHORES		200	1094	580	295	4488	260	2094	1817	1021	231	850	280





PROPOSALS

NAMES OF  
TOWNSHIPS AND  
ELECTION DISTRICTS

MACOMB SECTION 7

YES	NO	TOTAL	YES	NO	TOTAL	YES	NO	TOTAL	YES	NO	TOTAL
-----	----	-------	-----	----	-------	-----	----	-------	-----	----	-------

DISTRICT NO. 74  
Lake

CITY OF ST. CLAIR SHORES

1

2

3

7

8

9

10

11

12

13

14

15

16

17

18

19

20

21

22

23

24

25

26

27

28

29

30

31

32

33

34

35

36

37

39

40

41

42

C.B.

C.B.

C.B.

C.B.

C.B.

TOTAL SECTION 7  
(Totaled in Section 9)

STATEMENT OF VOTES, GENERAL PRIMARY ELECTION, TUESDAY, AUGUST 6th, 1974

PROPOSALS

NAMES OF TOWNSHIPS AND ELECTION DISTRICTS

MACOMB SECTION 7

YES NO TOTAL YES NO TOTAL YES NO TOTAL YES NO TOTAL

DISTRICT NO. 74

Lake

CITY OF ST. CLAIR SHORES

1

2

3

7

8

9

10

11

12

13

14

15

16

17

18

19

20

21

22

23

24

25

26

27

28

29

30

31

32

33

34

35

36

37

39

40

41

42

C.B.

C.B.

C.B.

C.B.

C.B.

TOTAL SECTION 7

(Totaled in Section 9)

# CANVASS OF VOTES CAST

— AT THE —

## GENERAL PRIMARY ELECTION

— HELD ON —

**Tuesday, the 6th day of August, A. D. 1974**

AND CANVASSED BY THE BOARD OF COUNTY CANVASSERS

of \_\_\_\_\_ County, Michigan

---

THE "KAZOO" CANVASS BOOK AND LOOSE LEAF  
ELECTION RECORD, COMBINED

By the use of this Canvass Book much time and labor is saved. It completely covers the canvass of the Election Returns by the Board of County Canvassers, and when signed by the members of said Board and County Clerk makes a perfect Election Record.

---

MANUFACTURED BY

### DOUBLEDAY BROS. & CO.

ELECTION SUPPLY MANUFACTURERS  
STATIONERS AND PRINTERS

1919 East Kilgore Road

• KALAMAZOO, MICHIGAN



STATEMENT OF VOTES, GENERAL PRIMARY ELECTION, TUESDAY, AUGUST 6th, 1974

NAMES OF TOWNSHIPS AND ELECTION DISTRICTS	GOVERNOR DEMOCRATIC PARTY				GOVERNOR REPUBLICAN PARTY			
	JEROME P. CAVANAGH	SANDER M. LEVIN	JAMES E. WELLS	TOTALS	WILLIAM G. MILLIKEN	TOTALS	TOTALS	
<b>MACOMB SECTION 8</b>								
<b>DISTRICT NO. 75</b>								
083 Clinton-1	213	45	93	34	172	21	21	
2	164	39	87	18	144	13	13	
3 (Part)	14	2	8	2	12	1	1	
4	118	19	63	13	95	12	12	
5	243	56	101	15	172	3	3	
6	271	55	116	44	215	23	23	
7	285	49	151	46	246	16	16	
8	241	55	106	40	201	26	26	
9	238	63	114	29	206	10	10	
10	288	60	122	49	231	32	32	
11	242	62	106	39	207	13	13	
12	229	51	103	31	185	20	20	
14/5962+	97	29	84	19	132	16	16	
15	323	52	188	37	277	23	23	
16	291	61	115	48	224	40	40	
17	128	20	56	17	93	20	20	
18	268	41	132	43	216	25	25	
19	234	58	77	48	183	29	29	
21	267	54	120	31	205	42	42	
22	162	26	95	18	139	11	11	
23	330	67	161	58	286	22	22	
24	158	32	63	31	126	14	14	
C.B.								
C.B.								
C.B.								
<b>10226 Harrison-1</b>	179	37	71	25	133	18	18	
2	244	62	93	39	194	22	22	
3	193	50	80	38	168	13	13	
4	275	61	103	43	207	46	46	
5	441	81	186	59	326	30	30	
6	284	51	112	42	265	39	39	
7	317	57	130	31	218	37	37	
8	64	13	33	7	53	3	3	
C.B.								
C.B.								
C.B.								
<b>60227 CITY OF MOUNT CLEMENS</b>								
1	209	48	98	11	157	15	15	
2	328	67	135	28	230	81	81	
3	245	52	92	24	168	42	42	
4	267	50	90	28	168	37	37	
5	119	24	59	7	90	5	5	
6	264	55	103	28	186	31	31	
8	145	31	61	13	105	20	20	
9	320	59	141	44	244	57	57	
10	211	38	87	23	148	42	42	
C.B.	57	15	32	1	48	7	7	
C.B.								
C.B.								
<b>704 CITY OF STERLING HEIGHTS</b>								
5	208	35	111	20	166	16	16	
6	119	22	57	17	96	12	12	
7 (Part)								
10	303	63	162	36	261	23	23	
28	136	16	66	23	105	15	15	
C.B.								
C.B.								
C.B.								
<b>TOTAL SECTION 8</b>	9732	1983	4363	1291	7643	1051	1051	
(Totaled in Section 9)								
CLINTON	4804	996	2261	710	3967	432	432	
HARRISON	1997	412	808	284	1504	208	208	
MOUNT CLEMENS	2165	439	898	207	1544	345	345	
STERLING Hgts.	766	136	396	96	628	66	66	
Total HARRISON	2518	521	1027	348	1896	275	275	

STATEMENT OF VOTES, GENERAL PRIMARY ELECTION, TUESDAY, AUGUST 6th, 1974

Representative in Congress...12...District DEMOCRATIC PARTY					Representative in Congress...12...District REPUBLICAN PARTY					NAMES OF TOWNSHIPS AND ELECTION DISTRICTS
JAMES G. O'HARA				TOTALS	EUGENE J. TYZA				TOTALS	
										MACOMB SECTION 8
										DISTRICT NO. 75
										083 Clinton-1
120				120	17				17	2
102				102	10				10	3 (Part)
7				7	1				1	4
64				64	8				8	5
117				117	2				2	6
169				169	20				20	7
203				203	15				15	8
142				142	23				23	9
176				176	7				7	10
143				143	27				27	11
173				173	13				13	12
153				153	17				17	14
100				100	13				13	15
229				229	18				18	16
132				132	34				34	17
72				72	17				17	18
161				161	21				21	19
111				111	19				19	21
152				152	36				36	22
109				109	10				10	23
191				191	20				20	24
97				97	11				11	C.B.
										C.B.
										C.B.
										10226 Harrison-1
93				93	10				10	2
145				145	10				10	3
122				122	6				6	4
157				157	28				28	5
237				237	17				17	6
157				157	20				20	7
154				154	22				22	8
39				39	1				1	C.B.
										C.B.
										C.B.
										60227 CITY OF MOUNT CLEMENS
115				115	6				6	1
159				159	58				58	2
141				141	28				28	3
127				127	32				32	4
54				54	2				2	5
128				128	21				21	6
79				79	16				16	8
189				189	42				42	9
101				101	33				33	10
44				44	6				6	C.B.
										C.B.
										C.B.
										704 CITY OF STERLING HEIGHTS
										5
										6
										7 (Part)
										10
										28
										C.B.
										C.B.
										C.B.
5164				5164	717				717	TOTAL SECTION 8 (Totalled in Section 9)
2923				2923	359				359	CLINTON
1104				1104	114				114	HARRISON
1137				1137	244				244	MOUNT CLEMENS STERLING Hgts
1412				1412	159				159	TOTAL HARRISON

STATEMENT OF VOTES, GENERAL PRIMARY ELECTION, TUESDAY, AUGUST 6th, 1974

NAMES OF TOWNSHIPS AND ELECTION DISTRICTS	Representative in Congress 18 District DEMOCRATIC PARTY					Representative in Congress 18 District REPUBLICAN PARTY				
	JAMES J. BLANCHARD	ADAM E. NOWAKOWSKI	MICHAEL F. O'CONNOR	WILFRED D. WEBB	TOTALS	ROBERT J. HUBER				TOTALS
<b>MACOMB SECTION 8</b>										
DISTRICT NO. 75										
083 Clinton-1										
2										
3 (Part)										
4										
5										
6										
7										
8										
9										
10										
11										
12										
14										
15										
16										
17										
18										
19										
21										
22										
23										
24										
C.B.										
C.B.										
C.B.										
10226 Harrison-1										
2										
3										
4										
5										
6										
7										
8										
C.B.										
C.B.										
C.B.										
60227 CITY OF MOUNT CLEMENS										
1										
2										
3										
4										
5										
6										
8										
9										
10										
C.B.										
C.B.										
C.B.										
704 CITY OF STERLING HEIGHTS										
5	29	62	19	40	150	17				17
6	24	41	11	12	88	10				10
7 (Part)										
10	48	140	28	33	249	21				21
28	17	52	18	11	98	15				15
C.B.										
C.B.										
C.B.										
<b>TOTAL SECTION 8</b> (Totaled in Section 9)	118	295	76	96	585	63				63



STATEMENT OF VOTES, GENERAL PRIMARY ELECTION, TUESDAY, AUGUST 6th, 1974

NAMES OF TOWNSHIPS AND ELECTION DISTRICTS	State Senator <u>27</u> District DEMOCRATIC PARTY				State Senator <u>27</u> District REPUBLICAN PARTY			
	JOHN T. BOWMAN	JEFF SAUSAGE	DONALD DUCK	TOTALS	THOMAS DALE REGAL			TOTALS
<b>MACOMB SECTION 8</b>								
DISTRICT NO. 75								
083 Clinton-1								
2	109			109	11			11
3 (Part)	10			10	1			1
4								
5	118			118	2			2
6	172			172	20			20
7	209			209	15			15
8	153			153	23			23
9	169			169	9			9
10								
11	175			175	12			12
12	152			152	17			17
14	43			43	7			7
15	238			238	17			17
16								
17	76			76	17			17
18								
19								
21								
22	118			118	10			10
23								
24								
C.B.								
C.B.								
C.B.								
10226 Harrison-1								
2								
3								
4								
5								
6								
7								
8								
C.B.								
C.B.								
C.B.								
60227 CITY OF MOUNT CLEMENS								
1	87			87	9			9
2	158			158	52			56
3	128			128	31			31
4	114			114	37			37
5	41			41	3			3
6	131			131	22			22
8	73			73	16			16
9	175			175	42			42
10	113			113	34			34
C.B.	33	1	1	35	6			6
C.B.								
C.B.								
704 CITY OF STERLING HEIGHTS								
5								
6								
7 (Part)								
10								
28								
C.B.								
C.B.								
C.B.								
TOTAL SECTION 8 (Totaled in Section 9)	2795	1	1	2797	417			417
CLINTON	1742			1742	161			161
MOUNT CLEMENS	1053	01	01	1055	256			256

STATEMENT OF VOTES, GENERAL PRIMARY ELECTION, TUESDAY, AUGUST 6th, 1974

Repres't'ive in State Legislature <u>75</u> Dist. DEMOCRATIC PARTY				Repres't'ive in State Legislature <u>75</u> Dist. REPUBLICAN PARTY				NAMES OF TOWNSHIPS AND ELECTION DISTRICTS
DAVID E. BONIOR	MADLINE S. DARROW		TOTALS	John Radtke	JOHN R. WOODRUFF		TOTALS	
								MACOMB SECTION 8
								DISTRICT NO. 75
								083 Clinton-1
120			120					2
110			110					3 (Part)
9			9					4
72			72					5
127			127					6
171			171					7
217			217					8
165			165					9
185			185					10
142			142					11
186			186					12
174			174					14
115			115					15
244			244					16
150			150					17
81			81					18
162			162					19
133			133					21
166			166					22
123			123					23
213			213					24
104			104					C.B.
								C.B.
								C.B.
								10226 Harrison-1
101			101					2
149			149					3
119			119					4
154			154					5
252			252					6
149	1		150					7
170			170					8
43			43					C.B.
79			79	01				C.B.
								C.B.
								60227 CITY OF MOUNT CLEMENS
102			102					1
164			164					2
140			140					3
126			126					4
44			44					5
152			152					6
86			86					8
193			193					9
110			110					10
40			40					C.B.
								C.B.
								C.B.
								704 CITY OF STERLING HEIGHTS
100			100					5
65			65					6
54			54					7 (Part)
197			197					10
79			79					28
								C.B.
6042	1		6043	01	01		02	C.B.
								C.B.
								TOTAL SECTION 8
								(Totaled in Section 9)
3169			3169					CLINTON
1216	01		1217	01			01	HARRISON
1162			1162	01			01	MOUNT CLEMENS
495			495					STERLING HGTs.

STATEMENT OF VOTES, GENERAL PRIMARY ELECTION, TUESDAY, AUGUST 6th, 1974

NAMES OF TOWNSHIPS AND ELECTION DISTRICTS	Repres't'ive in State Legislature DEMOCRATIC PARTY					Dist.	Repres't'ive in State Legislature REPUBLICAN PARTY					Dist.
						TOTALS						TOTALS
<b>MACOMB SECTION 8</b>												
DISTRICT NO. 75												
083 Clinton-1												
2												
3 (Part)												
4												
5												
6												
7												
8												
9												
10												
11												
12												
14												
15												
16												
17												
18												
19												
21												
22												
23												
24												
C.B.												
C.B.												
C.B.												
10226 Harrison-1												
2												
3												
4												
5												
6												
7												
8												
C.B.												
C.B.												
C.B.												
60227 CITY OF MOUNT CLEMENS												
1												
2												
3												
4												
5												
6												
8												
9												
10												
C.B.												
C.B.												
C.B.												
704 CITY OF STERLING HEIGHTS												
5												
6												
7 (Part)												
10												
28												
C.B.												
C.B.												
C.B.												
TOTAL SECTION 8 (Totaled in Section 9)												

STATEMENT OF VOTES, GENERAL PRIMARY ELECTION, TUESDAY, AUGUST 6th, 1974

																				NAMES OF TOWNSHIPS AND ELECTION DISTRICTS
																				MACOMB SECTION 8
																				DISTRICT NO. 75
																				083 Clinton-1
																				2
																				3 (Part)
																				4
																				5
																				6
																				7
																				8
																				9
																				10
																				11
																				12
																				14
																				15
																				16
																				17
																				18
																				19
																				21
																				22
																				23
																				24
																				C.B.
																				C.B.
																				C.B.
																				10226 Harrison-1
																				2
																				3
																				4
																				5
																				6
																				7
																				8
																				C.B.
																				C.B.
																				C.B.
																				60227 CITY OF MOUNT CLEMENS
																				1
																				2
																				3
																				4
																				5
																				6
																				8
																				9
																				10
																				C.B.
																				C.B.
																				C.B.
																				704 CITY OF STERLING HEIGHTS
																				5
																				6
																				7 (Part)
																				10
																				28
																				C.B.
																				C.B.
																				C.B.
																				TOTAL SECTION 8
																				(Totaled in Section 9)



STATEMENT OF VOTES, GENERAL PRIMARY ELECTION, TUESDAY, AUGUST 6th, 1974

		JUDGES OF THE COURT OF APPEALS, <sup>2nd</sup> DISTRICT-NEW TERM NON-PARTISAN											
NAMES OF TOWNSHIPS AND ELECTION DISTRICTS		GORDON W. BRITTEN	MICHAEL F. CAVANAGH	JAMES P. CHURCHILL	JAMES CLARKSON	WALTER P. CYNAR	JAMES T. KALLMAN	BERNARD L. KAUFMAN	MICHAEL J. KELLY	YALE LELAND KERBY	E. BOOMIE MIKRU	GEORGE E. MONTGOMERY	MYRON F. POE
<b>MACOMB SECTION 8</b>													
DISTRICT NO. 75													
083 Clinton-1		10	25	11	6	100	51	27	30	13	3	13	10
2		3	24	6	5	75	8	15	20	5	4	11	4
3 (Part)		0	1	1	0	3	1	3	0	0	0	1	2
4		3	8	4	5	48	3	7	8	3	0	8	4
5		1	6	5	3	71	7	25	25	2	0	9	5
6		2	13	10	7	138	10	36	26	7	15	30	11
7		4	24	13	7	138	7	48	45	5	9	16	14
8		5	15	5	7	115	4	23	42	5	4	10	3
9		1	9	9	6	158	6	31	39	4	11	14	8
10		7	11	18	8	121	5	29	29	9	8	19	6
11		3	25	7	6	99	6	33	37	9	9	28	8
12		4	23	13	2	117	7	31	29	5	4	10	4
14		3	23	5	4	77	3	24	23	3	2	6	1
15		7	39	18	9	153	3	31	52	7	9	23	8
16		5	21	10	6	120	5	29	29	7	10	28	4
17		3	22	11	1	48	3	15	16	4	5	8	4
18		1	23	12	7	104	9	32	51	7	3	20	4
19		3	14	16	13	105	5	17	27	8	8	13	9
21		9	15	10	9	103	13	45	29	13	7	23	5
22		4	15	13	8	60	3	27	29	2	4	13	6
23		8	38	14	7	108	9	52	48	10	3	24	12
24		5	13	7	2	60	2	22	28	10	4	20	8
C.B.													
C.B.		89											
C.B.													
10226 Harrison-1		10	33	7	10	79	9	38	40	8	8	10	2
2		2	30	21	17	125	20	44	52	12	5	11	2
3		1	8	18	17	86	7	40	50	6	9	13	3
4		2	12	8	18	119	16	58	55	14	7	48	8
5		4	11	3	5	231	29	97	94	25	18	44	12
6		5	9	10	3	53	22	67	61	25	9	37	17
7		1	26	7	11	106	8	69	89	23	8	65	18
8		0	3	1	1	11	2	6	26	2	3	10	0
C.B.													
C.B.		25											
C.B.													
60227 CITY OF MOUNT CLEMENS													
1		7	34	5	1	52	9	18	24	3	1	8	1
2		8	42	19	5	207	7	38	19	26	4	13	4
3		1	31	17	9	130	9	18	40	8	6	16	5
4		1	23	13	9	154	7	30	32	14	3	15	4
5		0	11	3	3	27	5	10	11	3	3	8	5
6		4	19	11	3	143	11	19	40	13	5	11	3
8		5	11	7	0	81	4	28	25	7	2	15	2
9		1	26	6	9	190	7	51	43	9	7	19	6
10		2	18	9	2	124	9	20	31	9	3	10	2
C.B.		0	3	0	1	43	3	5	3	5	3	3	1
C.B.		27											
C.B.													
704 CITY OF STERLING HEIGHTS													
5		7	24	12	6	60	9	28	26	6	4	17	7
6		3	12	7	6	46	4	15	18	5	4	10	6
7 (Part)													
10		2	36	23	15	145	3	40	39	16	2	28	14
28		3	16	8	6	49	1	18	36	6	6	9	6
C.B.													
C.B.													
C.B.													
<b>TOTAL SECTION 8</b>													
(Totalled in Section 9)		156	845	433	285	4384	325	1339	1576	383	242	767	267
CLINTON		89	407	218	128	2123	124	602	662	138	122	347	139
HARRISON		25	132	75	82	810	113	419	467	115	67	238	62
MOUNT CLEMENS		27	36	90	42	1151	71	237	268	97	37	118	33
STERLING HGTs		15	52	50	33	300	17	101	119	33	16	64	33
TOTAL HARRISON <sup>2518</sup>		45	199	89	88	1002	134	463	489	157	87	347	93





STATEMENT OF VOTES, GENERAL PRIMARY ELECTION, TUESDAY, AUGUST 6th, 1974

PROPOSALS

NAMES OF TOWNSHIPS AND ELECTION DISTRICTS

MACOMB SECTION 8

YES NO TOTAL YES NO TOTAL YES NO TOTAL YES NO TOTAL

DISTRICT NO. 75  
083 Clinton-1

- 2
- 3 (Part)
- 4
- 5
- 6
- 7
- 8
- 9
- 10
- 11
- 12
- 14
- 15
- 16
- 17
- 18
- 19
- 21
- 22
- 23
- 24
- C.B.
- C.B.
- C.B.

10226 Harrison-1

- 2
- 3
- 4
- 5
- 6
- 7
- 8
- C.B.
- C.B.
- C.B.

60227 CITY OF MOUNT CLEMENS

- 1
- 2
- 3
- 4
- 5
- 6
- 8
- 9
- 10
- C.B.
- C.B.
- C.B.

704 CITY OF STERLING HEIGHTS

- 5
- 6
- 7 (Part)
- 10
- 28
- C.B.
- C.B.
- C.B.

TOTAL SECTION 8  
(Totaled in Section 9)



78

# CANVASS OF VOTES CAST

— AT THE —

## GENERAL PRIMARY ELECTION

— HELD ON —

**Tuesday, the 6th day of August, A. D. 1974**

AND CANVASSED BY THE BOARD OF COUNTY CANVASSERS

of \_\_\_\_\_ County, Michigan

---

THE "KAZOO" CANVASS BOOK AND LOOSE LEAF  
ELECTION RECORD, COMBINED

By the use of this Canvass Book much time and labor is saved. It completely covers the canvass of the Election Returns by the Board of County Canvassers, and when signed by the members of said Board and County Clerk makes a perfect Election Record.

---

MANUFACTURED BY

# DOUBLEDAY BROS. & CO.

ELECTION SUPPLY MANUFACTURERS  
STATIONERS AND PRINTERS

1919 East Kilgore Road

• KALAMAZOO, MICHIGAN

STATEMENT OF VOTES, GENERAL PRIMARY ELECTION, TUESDAY, AUGUST 6th, 1974

NAMES OF TOWNSHIPS AND ELECTION DISTRICTS	GOVERNOR DEMOCRATIC PARTY					GOVERNOR REPUBLICAN PARTY					
	JEROME P. CAVANAGH	SANDER M. LEVIN	JAMES E. WELLS	DONALD FREDERICK	DORIS FURSTENAU	TOTALS	WILLIAM G. MILLIKEN	LEO GARRY	JAMES Mc CORMICK	EDWARD BADACZENSKI	TOTALS
MACOMB SECTION 9											
DISTRICT NO. 78											
022 Armada 1	418	57	159	55		271	101				101
2	122	10	59	16		85	24				24
042 Bruce-1 (Part) ALL	332	44	132	38		214	90				90
2	362	52	138	72		262	45				45
58127 CITY OF MEMPHIS	100	19	45	05		69	20				20
TOTAL SECTION 9	1334	182	533	186		901	280				280
TOTAL SECTION 8	9732	1972	4363	1297		7632	1051				1051
TOTAL SECTION 7	10,884	2027	4801	1378		8206	1380				1380
TOTAL SECTION 6	10,196	1758	5144	1340	01	8243	1032				1032
TOTAL SECTION 5	8016	1375	4113	980		6468	692				692
TOTAL SECTION 4	9356	1568	4666	1258		7492	971				971
TOTAL SECTION 3	10,031	11626	5094	1525		8245	887	01			888
TOTAL SECTION 2	9,999	1583	4097	1158	01	6839	1935				1935
TOTAL SECTION 1	12070	2054	5826	1789		9669	1252	01	01	01	1254
GRAND TOTAL	81518	14145	38637	10911	0101	53685	9480	1	1	1	9483

STATEMENT OF VOTES, GENERAL PRIMARY ELECTION, TUESDAY, AUGUST 6th, 1974

Representative in Congress <u>12</u> District DEMOCRATIC PARTY					Representative in Congress <u>12</u> District REPUBLICAN PARTY					NAMES OF TOWNSHIPS AND ELECTION DISTRICTS
JAMES G. O'HARA	DONALD O'DELL	EDWARD BOVEHLY		TOTALS	EUGENE J. TYZA				TOTALS	
										MACOMB SECTION 9
207				207	61				61	DISTRICT NO. 78
57				57	13				13	022 Armada
169				169	58				58	042 Bruce-1 (Part)
210				210	29				29	2
65				65	17				17	58127 CITY OF MEMPHIS
708				708	178				178	TOTAL SECTION 9
5164				5164	717				717	TOTAL SECTION 8
6190				6190	890				890	TOTAL SECTION 7
594				594	93				93	TOTAL SECTION 6
4972	01	01		4974	501				501	TOTAL SECTION 5
249				249	64				64	TOTAL SECTION 4
										TOTAL SECTION 3
5236				5236	1177				1177	TOTAL SECTION 2
										TOTAL SECTION 1
23113	01	01		23115	3620				3620	GRAND TOTAL



STATEMENT OF VOTES, GENERAL PRIMARY ELECTION, TUESDAY, AUGUST 6th, 1974

NAMES OF TOWNSHIPS AND ELECTION DISTRICTS	Representative in Congress...14...District DEMOCRATIC PARTY				Representative in Congress...14...District REPUBLICAN PARTY			
	STANLEY LECHERT, JR.	LUCIEN N. NEDZI	RICHARD S. WOLSKI	TOTALS	HERBERT O. STEIGER			TOTALS
MACOMB SECTION 9								
DISTRICT NO. 78 022 Armada								
042 Bruce-1 (Part) 2								
58127 CITY OF MEMPHIS								
TOTAL SECTION 9								
TOTAL SECTION 8								
TOTAL SECTION 7								
TOTAL SECTION 6	877	4780	1001	6658	640			640
TOTAL SECTION 5								
TOTAL SECTION 4								
TOTAL SECTION 3	773	4093	1363	6229	445			445
TOTAL SECTION 2								
TOTAL SECTION 1	77	384	115	576	62			62
GRAND TOTAL	1727	9257	2479	13463	1147			1147

STATEMENT OF VOTES, GENERAL PRIMARY ELECTION, TUESDAY, AUGUST 6th, 1974.

State Senator <u>9</u> District DEMOCRATIC PARTY						State Senator <u>9</u> District REPUBLICAN PARTY						NAMES OF TOWNSHIPS AND ELECTION DISTRICTS
RICHARD L. ANDERSON	JAMES F. GERRITS	THOMAS GUASTELLO	ANTHONY J. POLSELLI	ROBERT ASHTON	TOTALS	DAVID M. SEROTKIN					TOTALS	
												MACOMB SECTION 9
33	62	153	01		249	85					85	DISTRICT NO. 78
09	21	43	00		73	18					18	022 Armada /
28	53	99	07		187	68					68	042 Bruce-1 (Part)
61	37	121	07		226	36					36	2
												58127 CITY OF MEMPHIS
131	173	416	15		735	207					207	TOTAL SECTION 9
647	595	2052	148		3442	456					456	TOTAL SECTION 8
												TOTAL SECTION 7
												TOTAL SECTION 6
												TOTAL SECTION 5
1042	814	4810	275		6941	789					789	TOTAL SECTION 4
												TOTAL SECTION 3
988	1378	3259	322	01	5948	1578					1578	TOTAL SECTION 2
												TOTAL SECTION 1
2808	2960	10,537	760	01	17,066	3030					3030	GRAND TOTAL

STATEMENT OF VOTES, GENERAL PRIMARY ELECTION, TUESDAY, AUGUST 6th, 1974

NAMES OF TOWNSHIPS AND ELECTION DISTRICTS	State Senator _____ 28 _____ District DEMOCRATIC PARTY					State Senator _____ 28 _____ District REPUBLICAN PARTY				
	HAROLD L. RICHARDS				TOTALS	LLOYD F. BUHL	ALVIN J. DeGROW			TOTALS
<b>MACOMB SECTION 9</b>										
DISTRICT NO. 78 022 Armada										
042 Bruce-1 (Part) 2										
58127 CITY OF MEMPHIS	55				55	10	10			20
TOTAL SECTION 9	55				55	10	10			20
TOTAL SECTION 8										
TOTAL SECTION 7										
TOTAL SECTION 6										
TOTAL SECTION 5										
TOTAL SECTION 4										
TOTAL SECTION 3										
TOTAL SECTION 2										
TOTAL SECTION 1										
<b>GRAND TOTAL</b>	55				55	10	10			20

STATEMENT OF VOTES, GENERAL PRIMARY ELECTION, TUESDAY, AUGUST 6th, 1974

Representative in Congress ___18___ District DEMOCRATIC PARTY					Representative in Congress ___18___ District REPUBLICAN PARTY				
JAMES J. BLANCHARD	ADAM E. NOWAKOWSKI	MICHAEL F. O'CONNOR	WILFRED D. WEBB	TOTALS	ROBERT J. HUBER				TOTALS
118	295	76	96	585	63				63
1697	3145	839	1191	6872	790				790
202	530	141	381	1254	168				168
1348	4317	1515	1613	8793	1035				1035
3365	8287	2571	3281	17504	2052				2056



STATEMENT OF VOTES, GENERAL PRIMARY ELECTION, TUESDAY, AUGUST 6th, 1974

State Senator _____ 1 _____ District DEMOCRATIC PARTY						State Senator _____ 1 _____ District REPUBLICAN PARTY					
M. A. BARTOSZEWICZ	WILLIAM B. FITZGERALD	PAUL B. HUDSON	JOSEPH PATTERSON	TOTALS		EARL I. HEENAN III					TOTALS
00	04	01	01	06	18						18
00	04	01	01	06	18						18

STATEMENT OF VOTES, GENERAL PRIMARY ELECTION, TUESDAY, AUGUST 6th, 1974

State Senator <u>26</u> District					State Senator <u>26</u> District				
DEMOCRATIC PARTY					REPUBLICAN PARTY				
JAMES D. GRAY	TOM POTTER	ANTHONY SANFEMIO	JOSEPH M. SNYDER	TOTALS	JOHN LAUVE	ROBERT L. SCHULTZ			TOTALS
1258	309	672	6256	8495	409	628			1037
1997	243	2765	3312	8317	273	515			788
2635	256	670	2313	5874	149	282			431
5890	808	4107	11881	32686	831	1425			2256

STATEMENT OF VOTES, GENERAL PRIMARY ELECTION, TUESDAY, AUGUST 6th, 1974

State Senator <u>27</u> District						State Senator <u>27</u> District					
DEMOCRATIC PARTY						REPUBLICAN PARTY					
JOHN T. BOWMAN	JOE SAVAGE	DONALD DUCK	JAMES KOTWICK	STEVEN J. RATON	JACK GARTNER	TOTALS	THOMAS DALE REGAL				TOTALS
2795	1	1				2797	417				417
5374			01	01		5376	519				519
40						40	05				05
1775				01		1776	241				241
6474						6474	960				960
16458	01	01	01	01	01	16463	7142				7142





STATEMENT OF VOTES, GENERAL PRIMARY ELECTION, TUESDAY, AUGUST 6th, 1974

Repres't'ive in State Legislature 78 Dist. DEMOCRATIC PARTY					Repres't'ive in State Legislature 78 Dist. REPUBLICAN PARTY					NAMES OF TOWNSHIPS AND ELECTION DISTRICTS
LARRY BURKHALTER				TOTALS	ROY L. SPENCER				TOTALS	
										MACOMB SECTION 9
141				141	83				83	DISTRICT NO. 78
42				42	18				18	022 Armada
23				23	03				03	042 Bruce-1 (Part)
161				161	37				37	2
54				54	16				16	58127 CITY OF MEMPHIS
421				421	157				157	TOTAL SECTION 9
										TOTAL SECTION 8
										TOTAL SECTION 7
										TOTAL SECTION 6
										TOTAL SECTION 5
										TOTAL SECTION 4
										TOTAL SECTION 3
										TOTAL SECTION 2
										TOTAL SECTION 1
										GRAND TOTAL
421				421	157				157	

STATEMENT OF VOTES, GENERAL PRIMARY ELECTION, TUESDAY, AUGUST 6th, 1974

NAMES OF TOWNSHIPS AND ELECTION DISTRICTS	Repres't'ive in State Legislature <u>74</u> Dist. DEMOCRATIC PARTY						Repres't'ive in State Legislature _____ Dist. REPUBLICAN PARTY		TOTALS
	CHARLES H LEBEAU	ROBERT C. MACDONALD	JOHN M. MAYNARD	CHARLES F. PELTIER	DENNIS D. STURTZ	TIMOTHY LARSEN TOTALS	TORRENTO	TOTALS	
MACOMB SECTION 9									
DISTRICT NO. 78 022 Armada									
042 Bruce-1 (Part) 2									
58127 CITY OF MEMPHIS									
TOTAL SECTION 9									
TOTAL SECTION 8									
TOTAL SECTION 7	156	1162	4089	599	445	1523	7474	987	987
TOTAL SECTION 6									
TOTAL SECTION 5									
TOTAL SECTION 4									
TOTAL SECTION 3									
TOTAL SECTION 2									
TOTAL SECTION 1									
GRAND TOTAL	156	1162	4089	599	445	1523	7474	987	987

STATEMENT OF VOTES, GENERAL PRIMARY ELECTION, TUESDAY, AUGUST 6th, 1974

REP. IN STATE LEGIS. 73 DIST.				REPUBLICAN				NAMES OF TOWNSHIPS AND ELECTION DISTRICTS
DEMOCRAT								
GILBERT J. DI NELLO	MICHAEL D. GORDON		TOTALS	WILLIAM B. KREBAUM			TOTALS	
								MACOMB SECTION 9
								DISTRICT NO. 78
								022 Armada
								042 Bruce-1 (Part)
								2
								58127 CITY OF MEMPHIS
								TOTAL SECTION 9
								TOTAL SECTION 8
								TOTAL SECTION 7
								TOTAL SECTION 6
5792	1940		7732	683			683	TOTAL SECTION 5
								TOTAL SECTION 4
								TOTAL SECTION 3
								TOTAL SECTION 2
								TOTAL SECTION 1
5792	1940		7732	683			683	GRAND TOTAL

STATEMENT OF VOTES, GENERAL PRIMARY ELECTION, TUESDAY, AUGUST 6th, 1974

NAMES OF TOWNSHIPS AND ELECTION DISTRICTS	JUDGES OF THE COURT OF APPEALS, <sup>2nd</sup> DISTRICT—NEW TERM NON-PARTISAN											
	GORDON W. BRITTEN	MICHAEL F. CAVANAGH	JAMES P. CHURCHILL	JAMES CLARKSON	WALTER P. CYNAR	JAMES T. KALLMAN	BERNARD L. KAUFMAN	MICHAEL J. KELLY	YALE LELAND KERBY	E. BOOMIE MIKRUT	GEORGE E. MONTGOMERY	MYRON F. POE
MACOMB SECTION 9												
DISTRICT NO. 78												
022 Armada 1	16	50	43	11	145	26	32	33	17	07	21	05
2	02	19	15	06	49	07	06	08	04	00	09	01
042 Bruce-1 (Part)	06	38	48	11	50	11	28	15	12	04	51	16
2	15	43	57	26	63	11	21	35	07	06	19	17
58127 CITY OF MEMPHIS	02	15	06	07	69	05	12	12	03	02	09	04
TOTAL SECTION 9	41	165	169	61	376	60	99	103	43	19	109	43
TOTAL SECTION 8	156	845	433	285	4384	325	1359	1516	383	242	767	267
TOTAL SECTION 7	190	1048	557	271	4040	232	1913	1665	911	191	776	266
TOTAL SECTION 6	127	835	488	345	4098	217	1311	1594	824	233	1738	193
TOTAL SECTION 5	129	649	307	250	2478	162	789	896	329	137	651	202
TOTAL SECTION 4	207	969	573	357	3103	190	1105	1462	376	308	1107	343
TOTAL SECTION 3	106	671	422	192	4100	156	754	1265	447	200	4708	206
TOTAL SECTION 2	311	1130	655	424	3248	417	1046	1225	689	262	1026	348
TOTAL SECTION 1	159	811	443	222	5282	176	1028	1214	221	236	5145	227
GRAND TOTAL												
	1426	7123	4047	2407	31109	1935	9404	10940	4723	1828	16077	2095





STATEMENT OF VOTES, GENERAL PRIMARY ELECTION, TUESDAY, AUGUST 6th, 1974

PROPOSALS

NAMES OF  
TOWNSHIPS AND  
ELECTION DISTRICTS

**MACOMB** SECTION 9

YES NO TOTAL YES NO TOTAL YES NO TOTAL YES NO TOTAL

DISTRICT NO. 78  
022 Armada

042 Bruce-1 (Part)  
2

58127 CITY OF MEMPHIS

TOTAL SECTION 9

TOTAL SECTION 8

TOTAL SECTION 7

TOTAL SECTION 6

TOTAL SECTION 5

TOTAL SECTION 4

TOTAL SECTION 3

TOTAL SECTION 2

TOTAL SECTION 1

**GRAND TOTAL**





STATEMENT OF VOTES, GENERAL PRIMARY ELECTION, TUESDAY, AUGUST 6th, 1974

COUNTY COMMISSIONER 1ST DISTRICT DEMOCRATIC PARTY					COUNTY COMMISSIONER 1ST DISTRICT REPUBLICAN PARTY					NAMES OF TOWNSHIPS AND ELECTION DISTRICTS
ROBERT A. VER KUILEN				TOTALS					TOTALS	
										CITY OF WARREN
48				48						1
63				63						2
175				175						3
146				146						4
150				150						5
146				146						6
86				86						7
102				102						8
27				27						9
85				85						10
148				148						11
178				178						12
159				159						13
38				38						14
75				75						40
69				69						40A
104				104						39
64				64						CB #1
1				1						CB #2
1864				1864						TOTAL





STATEMENT OF VOTES, GENERAL PRIMARY ELECTION, TUESDAY, AUGUST 6th, 1974

NAMES OF TOWNSHIPS AND ELECTION DISTRICTS	COUNTY COMMISSIONER 4TH DISTRICT DEMOCRATIC PARTY				COUNTY COMMISSIONER 4TH DISTRICT REPUBLICAN PARTY			
	WAYNE E. CLERK	RICHARD D. SABAUGH		TOTALS	DONALD E. BRINKMAN			TOTALS
CITY OF WARREN								
29	27	155		182	14			14
30	07	71		78	06			6
31	03	09		12	04			4
32	22	138		160	06			6
33	10	158		168	10			10
34	12	116		128	06			6
35	15	95		110	11			11
36	35	145		180	17			17
37	07	132		139	06			6
50	33	167		200	22			22
51	04	53		57	06			6
52	03	87		90	14			14
53	12	139		151	13			13
54	13	109		122	11			11
55	12	129		141	14			14
CB 1	16	25		41	7			7
CB 2	11	28		39	3			3
CB 3	1	1		2	0			0
<b>TOTAL</b>	<b>243</b>	<b>1757</b>		<b>2000</b>	<b>170</b>			<b>170</b>

STATEMENT OF VOTES, GENERAL PRIMARY ELECTION, TUESDAY, AUGUST 6th, 1974

	COUNTY COMMISSIONER 5TH DISTRICT DEMOCRATIC PARTY									COUNTY COMMISSIONER 5TH DISTRICT REPUBLICAN PARTY			NAMES OF TOWNSHIPS AND ELECTION DISTRICTS
	FRANCIS J. BICSAK	WANDA N. MARKOWICZ	RAYMOND M. NOVAK	CARL J. PARSCH	SAM J. PETITTO	SAM H. KORZAKS SABAUGH	TOTALS			PATRICK J. BRENNAN		TOTALS	
													CITY OF WARREN
	1	10	10	4	21	64	110		7		7		45
	19	5	7	9	43	66	149		17		17		46
	5	0	1	2	11	5	24		1		1		46A
	17	18	5	9	37	45	131		15		15		46B
NOT IN DIST.	3	18	17	3	55	103	199		21		21		56
	0	3	4	0	14	39	60		4		4		57
	5	9	14	10	30	52	120		27		27		58
	9	2	7	4	46	61	129		16		16		59
	4	8	11	4	71	79	177		19		19		60
	11	9	7	6	165	46	244		31		31		64
	7	4	2	4	62	29	109		12		12		65
	17	18	30	25	85	124	299		22		22		76
	0	0	1	0	2	15	18		3		3		76A
	21	16	18	20	59	66	200		24		24		77
	43	10	11	21	110	71	266		18		18		78
	6	11	0	5	11	4	37		2		2		78A
	16	5	2	11	49	42	125		9		9		79
	32	21	45	24	93	98	313		27		27		80
	29	14	11	15	62	64	195		25		25		81
	8	9	8	10	41	129	203		23		23		88
	4	4	2	0	20	37	67		4		4		89
	5	5	17	14	105	123	269		24		24		90
	8	19	5	4	36	26	98		8		8		CB1
	4	9	8	4	17	20	62		9		9		CB2
													CB3
TOTAL	274	227	243	208	1245	1408	3605		368		368		
	-3	-18	-17	-3	-55	-103	-199		-21		-21		LESS PRECINCT 56
TOTAL	271	209	226	205	1190	1305	3406		347		347		TOTAL

STATEMENT OF VOTES, GENERAL PRIMARY ELECTION, TUESDAY, AUGUST 6th, 1974

NAMES OF TOWNSHIPS AND ELECTION DISTRICTS	COUNTY COMMISSIONER 6TH DISTRICT DEMOCRATIC PARTY				COUNTY COMMISSIONER 6TH DISTRICT REPUBLICAN PARTY			
	RICHARD L. DONOVAN	DENNIS S. KOLODY	MICHAEL J. WALSH	TOTALS	GRANVILLE W. ANDERSON	NBRANDES	K.H.C. RABELL	TOTALS
CITY OF WARREN								
68	26	11	199	236	17			17
70	11	5	57	73	11			11
71	23	9	143	175	14			14
72	25	10	106	141	29			29
73	17	14	131	162	19			19
74	19	11	88	118	26			26
75	26	14	149	189	21			21
82	43	15	196	254	18			18
83	16	6	78	100	6			6
84	21	13	119	153	18			18
85	20	21	206	247	26			26
86	17	17	149	183	19			19
87	12	8	134	154	18			18
103	37	17	167	221	19			19
104	25	11	84	120	17			17
CB# 2	10	6	17	33	5			5
CB# 3	10	0	23	33	7			7
TOTAL	358	188	2046	2592	290	1	1	292

STATEMENT OF VOTES, GENERAL PRIMARY ELECTION, TUESDAY, AUGUST 6th, 1974

COUNTY COMMISSIONER 7TH DISTRICT DEMOCRATIC PARTY					COUNTY COMMISSIONER 7TH DISTRICT REPUBLICAN PARTY					NAMES OF TOWNSHIPS AND ELECTION DISTRICTS
STEPHEN W. DANE				TOTALS	WALTER DILBER JR.	JOHN E. HOPKINS			TOTALS	
87				87	17				17	CITY OF WARREN
122				122	15				15	61
152				152	24				24	62
113				113	18				18	63
167				167	10				15	66
160				160	26				26	67
112				112	13	1			14	91
148				148	12				12	92
85				85	9				9	93
74				74	11				11	94
98				98	15				15	95
110				110	14				15	108
93				93	16				14	109
88				88	13				16	110
40				40	5				13	111
20				20	7				5	112
27				27	10				7	CB# 2
									10	CB# 3
1696				1696	240	1			241	TOTAL



STATEMENT OF VOTES, GENERAL PRIMARY ELECTION, TUESDAY, AUGUST 6th, 1974

NAMES OF TOWNSHIPS AND ELECTION DISTRICTS	COUNTY COMMISSIONER 8TH DISTRICT DEMOCRATIC PARTY				COUNTY COMMISSIONER 8TH DISTRICT REPUBLICAN PARTY			
	ANTOINETTE V. HERMAN	JAMES E. MCCARTHY		TOTALS	PAUL L. VELLA			TOTALS
<b>CITY OF WARREN</b>								
96	60	129		189	26			26
97	23	70		93	19			19
98	61	101		162	22			22
99	83	137		220	25			25
100	32	129		161	9			9
101	50	144		194	19			19
102	65	156		221	25			25
105	67	173		240	30			30
106	29	55		84	25			25
107	37	55		92	8			8
CB# 3	19	38		57	17			17
<b>CITY OF STERLING HEIGHTS</b>								
3	47	78		125	24			24
8	52	138		190	21			21
21	49	121		170	18			18
25	131	111		242	18			18
29	71	142		213	21			21
32	35	126		161	15			15
<b>TOTAL</b>	<b>911</b>	<b>1903</b>		<b>2814</b>	<b>342</b>			<b>342</b>

STATEMENT OF VOTES, GENERAL PRIMARY ELECTION, TUESDAY, AUGUST 6th, 1974

COUNTY COMMISSIONER 9TH DISTRICT DEMOCRATIC PARTY						COUNTY COMMISSIONER 9TH DISTRICT REPUBLICAN PARTY			NAMES OF TOWNSHIPS AND ELECTION DISTRICTS
GENEVIEVE T. BUTELLA	EVALINE DABROWSKI	ARTHUR JOSEPH GAVIN	AL KRUGER	GLORIA J. SPONDIKE	LAWRENCE E. YUREK	TOTALS	PHILIP L. GOUGH JR.	TOTALS	
29	34	76	15	6	16	176	30	30	CITY OF STERLING HEIGHTS
33	17	70	13	7	10	150	17	17	4
15	24	94	5	3	106	247	9	9	9
20	32	106	24	6	13	201	22	22	12
34	90	57	30	8	19	238	34	34	14
59	48	32	8	8	10	165	13	13	16
32	62	110	12	7	31	254	25	25	17
50	86	98	12	3	19	268	22	22	18
6	10	111	0	0	86	213	9	9	19
39	64	75	34	3	11	226	22	22	22
31	21	61	13	21	19	166	17	17	24
72	63	48	6	3	17	209	13	13	26
37	37	67	5	7	12	165	18	18	30
29	41	65	5	7	12	159	13	13	33
49	32	61	9	3	46	200	32	32	35
57	46	67	4	2	14	184	28	28	36
32	36	88	6	6	13	181	37	37	37
618	743	1286	201	100	454	3402	361	361	TOTAL

STATEMENT OF VOTES, GENERAL PRIMARY ELECTION, TUESDAY, AUGUST 6th, 1974

NAMES OF TOWNSHIPS AND ELECTION DISTRICTS	COUNTY COMMISSIONER 10TH DISTRICT DEMOCRATIC PARTY				COUNTY COMMISSIONER 10TH DISTRICT REPUBLICAN PARTY			
	RALPH A. CARUSO	WM. BUZZ DeCLERCK	[REDACTED]	TOTALS	ROBERT J. SALLOUM			TOTALS
CITY OF STERLING HEIGHTS								
1	98	88		186	45			45
5	85	64		149	15			15
6	41	45		86	9			9
7	98	66		164	16			16
10	137	97		234	19			19
11	112	85		197	23			23
13	111	92		203	17			17
15	92	121		213	26			26
20	100	106		206	11			11
23	77	76		153	16			16
27	47	49		96	15			15
28	44	57		101	15			15
31	122	78		200	22			22
34	46	106		152	9			9
<b>TOTAL</b>	<b>1210</b>	<b>1130</b>		<b>2340</b>	<b>258</b>			<b>258</b>

STATEMENT OF VOTES, GENERAL PRIMARY ELECTION, TUESDAY, AUGUST 6th, 1974

COUNTY COMMISSIONER 11TH DISTRICT DEMOCRATIC PARTY				COUNTY COMMISSIONER 11TH DISTRICT REPUBLICAN PARTY				NAMES OF TOWNSHIPS AND ELECTION DISTRICTS
JOSEPH P. PLUTTER	NANCY GRUBER		TOTALS	ANGELO J. LOGICERO			TOTALS	
147			147	21			21	CITY OF STERLING HEIGHTS 2
63			63	23			23	CITY OF UTICA 1
87			87	42			42	2
50			50	11			11	3
15			15	3			3	CB
151			151	43			43	SHELBY 2
159			159	18			18	3
129			129	46			46	4
112			112	12			12	6
144	01		145	41			41	8
40			40	06			6	9
99			99	30			30	10
118			118	30			30	11
128			128	27			27	13
111			111	34			34	15
39			39	10			10	19
40			40	09			9	COUNTING BOARD
TOTAL 1632	1		1633	406			406	TOTAL

STATEMENT OF VOTES, GENERAL PRIMARY ELECTION, TUESDAY, AUGUST 6th, 1974

NAMES OF TOWNSHIPS AND ELECTION DISTRICTS	COUNTY COMMISSIONER 12TH DISTRICT DEMOCRATIC PARTY					COUNTY COMMISSIONER 12TH DISTRICT REPUBLICAN PARTY					
	WESLEY CZAPP	STANLEY M. KEMP	BYRON E. NICHOLS	WALTER C. BILDARBACK	John HUGET	TOTALS	RAYMOND F. DeGREDEL				TOTALS
<b>ARMADA</b>											
1	82	100	67			249	74				74
2	23	28	23			74	15				15
<b>BRUCE</b>											
1	15	78	113		01	207	64				64
2	17	108	111			236	37				37
<b>SHELBY</b>											
1	10	55	61		01	127	33				33
5	09	52	64			125	35				35
7	10	57	59			126	33				33
12	10	71	55			136	29				29
14	06	54	55			115	13				13
16	04	41	17			62	12				12
17	07	34	39			80	11				11
18	12	53	20			85	23				23
CB	04	28	12			44	03				03
CB											
<b>WASHINGTON</b>											
1-	02	48	26			76	94				94
1	11	61	37			109	88				88
2	04	44	16			64	50				50
3	08	84	28			120	72				72
4	00	18	39			57	62				62
5											
Counting Board	00	15	11			26	45				45
<b>TOTAL</b>	234	1029	853	1	1	2118	793				793

STATEMENT OF VOTES, GENERAL PRIMARY ELECTION, TUESDAY, AUGUST 6th, 1974

COUNTY COMMISSIONER 13TH DISTRICT DEMOCRATIC PARTY					COUNTY COMMISSIONER 13TH DISTRICT REPUBLICAN PARTY					NAMES OF TOWNSHIPS AND ELECTION DISTRICTS
WALTER FRANCHUK			TOTALS	HAROLD L. BREILING			TOTALS			
58			58	19			19		CITY OF MEMPHIS 1	
97 124 09			97 124 09	38 29 09			38 29 09		CITY OF NEW BALTIMORE 2 3 COUNTING BOARD	
103 96			103 96	44 39			44 39		CITY OF RICHMOND 1 2	
									ARMADA 1 2	
101 89			101 89	11 00			11 00		CHESTERFIELD 4 COUNTING BOARD	
87 208			87 208	12 21			12 21		LENOX 1 2	
149 168 136			149 168 136	17 41 10			17 41 10		MACOMB 1 2 3	
89			89	148			148		RAY 1	
91			91	14			14		RICHMOND 1	
TOTAL 1524			1524	452			452		TOTAL	

STATEMENT OF VOTES, GENERAL PRIMARY ELECTION, TUESDAY, AUGUST 6th, 1974

NAMES OF TOWNSHIPS AND ELECTION DISTRICTS	COUNTY COMMISSIONER 14TH DISTRICT DEMOCRATIC PARTY				COUNTY COMMISSIONER 14TH DISTRICT REPUBLICAN PARTY			
	JAMES F. MATTHEWS	RAYMOND H. TROMBLEY		TOTALS				TOTALS
<b>CHESTERFIELD</b>								
1	21	106		127				
2	30	165		195				
3	33	206		239				
5	24	178		202				
6	31	134		165				
COUNTING BOARD	10	79		89				
<b>CLINTON</b>								
4	11	78		89				
<b>HARRISON</b>								
3	21	131		152				
4	20	191		211				
5	61	265		326				
6	32	172		204				
7	37	175		212				
8	5	47		52				
9	19	113		132				
10	34	113		147				
COUNTING BOARD	21	81		102	01			1
<b>TOTAL</b>	410	2234		2644	1			1 TOTAL

Douglas J. Tappan





STATEMENT OF VOTES, GENERAL PRIMARY ELECTION, TUESDAY, AUGUST 6th, 1974

NAMES OF TOWNSHIPS AND ELECTION DISTRICTS	COUNTY COMMISSIONER 16TH DISTRICT DEMOCRATIC PARTY				COUNTY COMMISSIONER 16TH DISTRICT REPUBLICAN PARTY			
	SHIRLEY GLOWSKI	JOHN C. HRAMIEC		TOTALS	WALDEN S. HART			TOTALS
CLINTON								
2	66	74		140	12			12
6	89	122		211	20			20
7	106	149		255	15			15
8	59	136		195	22			22
9	68	142		210	9			9
11	76	136		212	12			12
12	50	143		193	15			15
14	67	65		132	15			15
15	129	139		268	18			18
19	97	73		170	20			20
21	83	108		191	37			37
22	54	78		132	10			10
TOTAL	944	1365		2309	205			205

STATEMENT OF VOTES, GENERAL PRIMARY ELECTION, TUESDAY, AUGUST 6th, 1974

COUNTY COMMISSIONER 17TH DISTRICT DEMOCRATIC PARTY				COUNTY COMMISSIONER 17TH DISTRICT REPUBLICAN PARTY				NAMES OF TOWNSHIPS AND ELECTION DISTRICTS
JOHN P. BEDARD	GEORGE VAN MARCKE		TOTALS	MARGARET S. CHIDDISTER			TOTALS	
5	5		10	1			01	3A CLINTON
169	63		232	08			08	3
87	89		176	04			04	13
126	94		220	39			39	16
46	50		96	16			16	17
131	72		203	22			22	18
69	44		113	3			03	20
68	56		124	12			12	<del>24</del>
91	71		162	10			10	CITY OF FRASER
36	86		122	16			16	1
51	102		153	16			16	2
56	86		142	19			19	4
30	34		64	01			01	5
65	69		134	15			15	6
03	11		14	03			03	7
1033	932		1965	185			185	
701	473		1174	105			105	CLINTON
332	459		791	80			80	FRASER



STATEMENT OF VOTES, GENERAL PRIMARY ELECTION, TUESDAY, AUGUST 6th, 1974

COUNTY COMMISSIONER 19TH DISTRICT DEMOCRATIC PARTY					COUNTY COMMISSIONER 19TH DISTRICT REPUBLICAN PARTY					NAMES OF TOWNSHIPS AND ELECTION DISTRICTS
DENNY LYNN ROBINSON	ROMAN SPANKE	JOHN J. ZOCOLA	NANCY BRANDLES	TOTALS					TOTALS	
111	27	85		223						CITY OF ROSEVILLE
113	28	128		269						5
108	21	87		216						6
68	27	56		151						7
90	20	71		181						8
103	19	135		257						10
135	33	118		286						11
122	27	116		265						12
85	38	85	01	209						13
27	02	48		77						14
38	16	91		145						COUNTING BOARD #27
										21
1000	358	1020	01	2279						

STATEMENT OF VOTES, GENERAL PRIMARY ELECTION, TUESDAY, AUGUST 6th, 1974

NAMES OF TOWNSHIPS AND ELECTION DISTRICTS	COUNTY COMMISSIONER 20TH DISTRICT DEMOCRATIC PARTY				COUNTY COMMISSIONER 20TH DISTRICT REPUBLICAN PARTY			
	JAMES M. COMPTON	DONALD G. TARNOWSKI		TOTALS	JAMES E. WYSZNSKI, SR.			TOTALS
CITY OF EAST DETROIT								
5	46	127		173	15			15
16	19	141		160	17			17
17	37	159		196	19			19
19	28	111		139	13			13
24	23	180		203	11			11
26	19	105		124	04			04
15	22	145		167	18			18
COUNTING BOARD	00	22		22	01			01
ROSEVILLE								
1	53	131		184	12			12
2	25	99		124	13			13
3	23	83		106	09			09
4	33	137		170	25			25
24	31	143		174	22			22
ROSEVILLE 26 COUNTING BOARD	15	16		31	01			01
	274	1599		1873	180			180
EAST DETROIT	194	990		1184	98			98
ROSEVILLE	180	609		789	82			82

STATEMENT OF VOTES, GENERAL PRIMARY ELECTION, TUESDAY, AUGUST 6th, 1974

COUNTY COMMISSIONER 21ST DISTRICT DEMOCRATIC PARTY				COUNTY COMMISSIONER 21ST DISTRICT REPUBLICAN PARTY				NAMES OF TOWNSHIPS AND ELECTION DISTRICTS
SALVATORE CAPRIOLA	HERBERT P. McHENRY		TOTALS	CHARLES E. MILLS			TOTALS	
17	129		146	06			06	CITY OF EAST DETROIT
51	179		230	25			25	1
32	130		162	27			27	2
25	155		180	36			36	3
29	118		147	13			13	4
44	159		203	20			20	6
25	90		115	14			14	7
24	155		179	13			13	8
18	121		139	20			20	9
29	112		141	03			03	10
49	187		236	27			27	11
49	169		218	34			34	13
29	120		149	17			17	18
55	143		198	14			14	20
37	134		171	14			14	21
56	198		254	12			12	22
08	51		59	10			10	23
								COUNTING BOARD #1
511	2350		2927	305			305	

STATEMENT OF VOTES, GENERAL PRIMARY ELECTION, TUESDAY, AUGUST 6th, 1974

NAMES OF TOWNSHIPS AND ELECTION DISTRICTS	COUNTY COMMISSIONER 22ND DISTRICT DEMOCRATIC PARTY					COUNTY COMMISSIONER 22ND DISTRICT REPUBLICAN PARTY				
	WILLARD D. BACK	ELMER J. FASS			TOTALS	WILLIAM T. HOLLISTER				TOTALS
<b>CITY OF EAST DETROIT</b>										
12	150				150	22				22
14	187				187	25				25
25	82				82	09				9
27	60				60	14				14
BOARD COUNTING	16				16	04				4
<b>CITY OF ST. CLAIR SHORES</b>										
1	132				132	48				48
2	240				240	33				33
3	106				106	36				36
4	124				124	24				24
5	204	01			205	23				23
6	131				131	20				20
7	24				24	3				3
36	172				172	27				27
37	224				224	19				19
38	138				138	54				34
CB#1	23				23	05				5
CB#2	24				24	3				3
<b>LAKE</b>										
1	3				3	13				13
	2040	01			2041	362				362

STATEMENT OF VOTES, GENERAL PRIMARY ELECTION, TUESDAY, AUGUST 6th, 1974

COUNTY COMMISSIONER 23RD DISTRICT DEMOCRATIC PARTY				COUNTY COMMISSIONER 23RD DISTRICT REPUBLICAN PARTY				NAMES OF TOWNSHIPS AND ELECTION DISTRICTS
MATHEW J. GABERTY	JOHN A. ROBERTS		TOTALS	EDWIN J. PARKINSON			TOTALS	
202	105		307	42			42	CITY OF ST. CLAIR SHORES
189	121		310	26			26	8
118	103		221	23			23	9
197	61		258	23			23	10
107	203		310	36			36	11
167	107		274	25			25	12
200	86		286	26			26	13
150	128		278	41			41	14
143	94		237	24			24	15
91	80		171	60			60	17
151	45		196	24			24	34
59	74		133	13			13	35
								#2CB
1774	1201		2981	363			363	



STATEMENT OF VOTES, GENERAL PRIMARY ELECTION, TUESDAY, AUGUST 6th, 1974

NAMES OF TOWNSHIPS AND ELECTION DISTRICTS	COUNTY COMMISSIONER 24TH DISTRICT DEMOCRATIC PARTY				COUNTY COMMISSIONER 24TH DISTRICT REPUBLICAN PARTY			
	THOMAS L. TOMLINSON			TOTALS	DAVID L. WELLS			TOTALS.
CITY OF ST. CLAIR SHORES								
16	167			167	17			17
18	133			133	57			51
19	187			187	14			14
20	134			134	20			20
21	148			148	11			11
22	183			183	33			33
23	154			154	24			24
24								
25	95			95	14			14
31	138			138	12			12
32	133			133	8			8
39	133			133	23			23
40	128			128	29			29
CB#2	47			47	2			2
	1780			1780	258			258

STATEMENT OF VOTES, GENERAL PRIMARY ELECTION, TUESDAY, AUGUST 6th, 1974

COUNTY COMMISSIONER 25TH DISTRICT DEMOCRATIC PARTY					COUNTY COMMISSIONER 25TH DISTRICT REPUBLICAN PARTY					NAMES OF TOWNSHIPS AND ELECTION DISTRICTS
PATRICK J. JOHNSON				TOTALS	THOMAS H. STEVENSON				TOTALS	
88				88	9				9	HARRISON
121				121	13				13	1
12				12	06				6	2
										COUNTING CTY BOARD
115				115	2				2	CLINTON
										5
172				172	23				23	24 CITY OF ST. CLAIR SHORES
167				167	31				31	26
166				166	13				13	27
168				168	18				18	28
145				145	17				17	29
131				131	10				10	30
46				46	4				4	33
147				147	20				20	41
185				185	28				28	42
24				24	6				6	CB# 2
1687				1687	200				200	





STATEMENT OF VOTES, GENERAL PRIMARY ELECTION, TUESDAY, AUGUST 6th, 1974

<b>DEMOCRATIC PARTY</b>			
The whole number of votes given for the office of	Representative in Congress	District	
was			
and they were given for the following named persons:			
	received		votes
	received		votes
	received		votes
	received		votes
	received		votes
	received		votes
	received		votes
	TOTAL		votes

<b>REPUBLICAN PARTY</b>			
The whole number of votes given for the office of	Representative in Congress	District	
was			
and they were given for the following named persons:			
	received		votes
	received		votes
	received		votes
	received		votes
	received		votes
	received		votes
	received		votes
	TOTAL		votes

<b>DEMOCRATIC PARTY</b>			
The whole number of votes given for the office of	Representative in Congress	District	
was			
and they were given for the following named persons:			
	received		votes
	received		votes
	received		votes
	received		votes
	received		votes
	received		votes
	received		votes
	TOTAL		votes

<b>REPUBLICAN PARTY</b>			
The whole number of votes given for the office of	Representative in Congress	District	
was			
and they were given for the following named persons:			
	received		votes
	received		votes
	received		votes
	received		votes
	received		votes
	received		votes
	received		votes
	TOTAL		votes

STATEMENT OF VOTES, GENERAL PRIMARY ELECTION, TUESDAY, AUGUST 6th, 1974

<b>DEMOCRATIC PARTY</b>			
The whole number of votes given for the office of <b>State Senator</b> <b>District</b>			
was			
and they were given for the following named persons:			
received		votes	
received		votes	
received		votes	
received		votes	
received		votes	
received		votes	
received		votes	
TOTAL		votes	

<b>REPUBLICAN PARTY</b>			
The whole number of votes given for the office of <b>State Senator</b> <b>District</b>			
was			
and they were given for the following named persons:			
received		votes	
received		votes	
received		votes	
received		votes	
received		votes	
received		votes	
received		votes	
TOTAL		votes	

<b>DEMOCRATIC PARTY</b>			
The whole number of votes given for the office of <b>State Senator</b> <b>District</b>			
was			
and they were given for the following named persons:			
received		votes	
received		votes	
received		votes	
received		votes	
received		votes	
received		votes	
received		votes	
TOTAL		votes	

<b>REPUBLICAN PARTY</b>			
The whole number of votes given for the office of <b>State Senator</b> <b>District</b>			
was			
and they were given for the following named persons:			
received		votes	
received		votes	
received		votes	
received		votes	
received		votes	
received		votes	
received		votes	
TOTAL		votes	

--	--	--	--



STATEMENT OF VOTES, GENERAL PRIMARY ELECTION, TUESDAY, AUGUST 6th, 1974

<b>DEMOCRATIC PARTY</b>			
The whole number of votes given for the office of Representative in State Legislature		<b>District</b>	
was			
and they were given for the following named persons:			
	received		votes
	received		votes
	received		votes
	received		votes
	received		votes
	received		votes
	received		votes
	<b>TOTAL</b>		votes

<b>REPUBLICAN PARTY</b>			
The whole number of votes given for the office of Representative in State Legislature		<b>District</b>	
was			
and they were given for the following named persons:			
	received		votes
	received		votes
	received		votes
	received		votes
	received		votes
	received		votes
	received		votes
	<b>TOTAL</b>		votes

<b>DEMOCRATIC PARTY</b>			
The whole number of votes given for the office of Representative in State Legislature		<b>District</b>	
was			
and they were given for the following named persons:			
	received		votes
	received		votes
	received		votes
	received		votes
	received		votes
	received		votes
	received		votes
	<b>TOTAL</b>		votes

<b>REPUBLICAN PARTY</b>			
The whole number of votes given for the office of Representative in State Legislature		<b>District</b>	
was			
and they were given for the following named persons:			
	received		votes
	received		votes
	received		votes
	received		votes
	received		votes
	received		votes
	received		votes
	<b>TOTAL</b>		votes

--	--	--	--



## STATEMENT OF VOTES, GENERAL PRIMARY ELECTION, TUESDAY, AUGUST 6th, 1974

	<p style="text-align: center;"><b>DEMOCRATIC PARTY</b></p> <p>The whole number of votes given for the office of Representative in State Legislature      <b>District</b></p> <p>was</p> <p>and they were given for the following named persons:</p> <table style="width: 100%; border: none;"> <tr><td style="width: 80%;">received</td><td style="width: 20%;">votes</td></tr> <tr><td>received</td><td>votes</td></tr> <tr><td>received</td><td>votes</td></tr> <tr><td>received</td><td>votes</td></tr> <tr><td>received</td><td>votes</td></tr> <tr><td>received</td><td>votes</td></tr> <tr><td>received</td><td>votes</td></tr> <tr><td>TOTAL</td><td>votes</td></tr> </table>	received	votes	received	votes	received	votes	received	votes	received	votes	received	votes	received	votes	TOTAL	votes		
received	votes																		
received	votes																		
received	votes																		
received	votes																		
received	votes																		
received	votes																		
received	votes																		
TOTAL	votes																		
	<p style="text-align: center;"><b>REPUBLICAN PARTY</b></p> <p>The whole number of votes given for the office of Representative in State Legislature      <b>District</b></p> <p>was</p> <p>and they were given for the following named persons:</p> <table style="width: 100%; border: none;"> <tr><td style="width: 80%;">received</td><td style="width: 20%;">votes</td></tr> <tr><td>received</td><td>votes</td></tr> <tr><td>received</td><td>votes</td></tr> <tr><td>received</td><td>votes</td></tr> <tr><td>received</td><td>votes</td></tr> <tr><td>received</td><td>votes</td></tr> <tr><td>received</td><td>votes</td></tr> <tr><td>TOTAL</td><td>votes</td></tr> </table>	received	votes	received	votes	received	votes	received	votes	received	votes	received	votes	received	votes	TOTAL	votes		
received	votes																		
received	votes																		
received	votes																		
received	votes																		
received	votes																		
received	votes																		
received	votes																		
TOTAL	votes																		
	<p style="text-align: center;"><b>DEMOCRATIC PARTY</b></p> <p>The whole number of votes given for the office of Representative in State Legislature      <b>District</b></p> <p>was</p> <p>and they were given for the following named persons:</p> <table style="width: 100%; border: none;"> <tr><td style="width: 80%;">received</td><td style="width: 20%;">votes</td></tr> <tr><td>received</td><td>votes</td></tr> <tr><td>received</td><td>votes</td></tr> <tr><td>received</td><td>votes</td></tr> <tr><td>received</td><td>votes</td></tr> <tr><td>received</td><td>votes</td></tr> <tr><td>received</td><td>votes</td></tr> <tr><td>TOTAL</td><td>votes</td></tr> </table>	received	votes	received	votes	received	votes	received	votes	received	votes	received	votes	received	votes	TOTAL	votes		
received	votes																		
received	votes																		
received	votes																		
received	votes																		
received	votes																		
received	votes																		
received	votes																		
TOTAL	votes																		
	<p style="text-align: center;"><b>REPUBLICAN PARTY</b></p> <p>The whole number of votes given for the office of Representative in State Legislature      <b>District</b></p> <p>was</p> <p>and they were given for the following named persons:</p> <table style="width: 100%; border: none;"> <tr><td style="width: 80%;">received</td><td style="width: 20%;">votes</td></tr> <tr><td>received</td><td>votes</td></tr> <tr><td>received</td><td>votes</td></tr> <tr><td>received</td><td>votes</td></tr> <tr><td>received</td><td>votes</td></tr> <tr><td>received</td><td>votes</td></tr> <tr><td>received</td><td>votes</td></tr> <tr><td>TOTAL</td><td>votes</td></tr> </table>	received	votes	received	votes	received	votes	received	votes	received	votes	received	votes	received	votes	TOTAL	votes		
received	votes																		
received	votes																		
received	votes																		
received	votes																		
received	votes																		
received	votes																		
received	votes																		
TOTAL	votes																		

STATEMENT OF VOTES, GENERAL PRIMARY ELECTION, TUESDAY, AUGUST 6th, 1974

	<p style="text-align: center;"><b>DEMOCRATIC PARTY</b></p> <p>The whole number of votes given for the office of <b>Representative in State Legislature</b>      <b>District</b></p> <p>was</p> <p>and they were given for the following named persons:</p> <table style="width: 100%; border: none;"> <tr><td style="width: 80%;">received</td><td style="width: 20%;">votes</td></tr> <tr><td>received</td><td>votes</td></tr> <tr><td>received</td><td>votes</td></tr> <tr><td>received</td><td>votes</td></tr> <tr><td>received</td><td>votes</td></tr> <tr><td>received</td><td>votes</td></tr> <tr><td>received</td><td>votes</td></tr> <tr><td>TOTAL</td><td>votes</td></tr> </table>	received	votes	received	votes	received	votes	received	votes	received	votes	received	votes	received	votes	TOTAL	votes		
received	votes																		
received	votes																		
received	votes																		
received	votes																		
received	votes																		
received	votes																		
received	votes																		
TOTAL	votes																		
	<p style="text-align: center;"><b>REPUBLICAN PARTY</b></p> <p>The whole number of votes given for the office of <b>Representative in State Legislature</b>      <b>District</b></p> <p>was</p> <p>and they were given for the following named persons:</p> <table style="width: 100%; border: none;"> <tr><td style="width: 80%;">received</td><td style="width: 20%;">votes</td></tr> <tr><td>received</td><td>votes</td></tr> <tr><td>received</td><td>votes</td></tr> <tr><td>received</td><td>votes</td></tr> <tr><td>received</td><td>votes</td></tr> <tr><td>received</td><td>votes</td></tr> <tr><td>received</td><td>votes</td></tr> <tr><td>TOTAL</td><td>votes</td></tr> </table>	received	votes	received	votes	received	votes	received	votes	received	votes	received	votes	received	votes	TOTAL	votes		
received	votes																		
received	votes																		
received	votes																		
received	votes																		
received	votes																		
received	votes																		
received	votes																		
TOTAL	votes																		
	<p style="text-align: center;"><b>DEMOCRATIC PARTY</b></p> <p>The whole number of votes given for the office of <b>Representative in State Legislature</b>      <b>District</b></p> <p>was</p> <p>and they were given for the following named persons:</p> <table style="width: 100%; border: none;"> <tr><td style="width: 80%;">received</td><td style="width: 20%;">votes</td></tr> <tr><td>received</td><td>votes</td></tr> <tr><td>received</td><td>votes</td></tr> <tr><td>received</td><td>votes</td></tr> <tr><td>received</td><td>votes</td></tr> <tr><td>received</td><td>votes</td></tr> <tr><td>received</td><td>votes</td></tr> <tr><td>TOTAL</td><td>votes</td></tr> </table>	received	votes	received	votes	received	votes	received	votes	received	votes	received	votes	received	votes	TOTAL	votes		
received	votes																		
received	votes																		
received	votes																		
received	votes																		
received	votes																		
received	votes																		
received	votes																		
TOTAL	votes																		
	<p style="text-align: center;"><b>REPUBLICAN PARTY</b></p> <p>The whole number of votes given for the office of <b>Representative in State Legislature</b>      <b>District</b></p> <p>was</p> <p>and they were given for the following named persons:</p> <table style="width: 100%; border: none;"> <tr><td style="width: 80%;">received</td><td style="width: 20%;">votes</td></tr> <tr><td>received</td><td>votes</td></tr> <tr><td>received</td><td>votes</td></tr> <tr><td>received</td><td>votes</td></tr> <tr><td>received</td><td>votes</td></tr> <tr><td>received</td><td>votes</td></tr> <tr><td>received</td><td>votes</td></tr> <tr><td>TOTAL</td><td>votes</td></tr> </table>	received	votes	received	votes	received	votes	received	votes	received	votes	received	votes	received	votes	TOTAL	votes		
received	votes																		
received	votes																		
received	votes																		
received	votes																		
received	votes																		
received	votes																		
received	votes																		
TOTAL	votes																		



STATEMENT OF VOTES, GENERAL PRIMARY ELECTION, TUESDAY, AUGUST 6th, 1974

<b>DEMOCRATIC PARTY</b>			
The whole number of votes given for the office of County Commissioner	District		
was			
and they were given for the following named persons:			
received		votes	
received		votes	
received		votes	
received		votes	
received		votes	
received		votes	
received		votes	
TOTAL		votes	

<b>REPUBLICAN PARTY</b>			
The whole number of votes given for the office of County Commissioner	District		
was			
and they were given for the following named persons:			
received		votes	
received		votes	
received		votes	
received		votes	
received		votes	
received		votes	
received		votes	
TOTAL		votes	

<b>DEMOCRATIC PARTY</b>			
The whole number of votes given for the office of County Commissioner	District		
was			
and they were given for the following named persons:			
received		votes	
received		votes	
received		votes	
received		votes	
received		votes	
received		votes	
received		votes	
TOTAL		votes	

<b>REPUBLICAN PARTY</b>			
The whole number of votes given for the office of County Commissioner	District		
was			
and they were given for the following named persons:			
received		votes	
received		votes	
received		votes	
received		votes	
received		votes	
received		votes	
received		votes	
TOTAL		votes	

--	--	--	--

STATEMENT OF VOTES, GENERAL PRIMARY ELECTION, TUESDAY, AUGUST 6th, 1974

**DEMOCRATIC PARTY**

The whole number of votes given for the office of County Commissioner **District**  
was  
and they were given for the following named persons:

received	votes
received	votes
received	votes
received	votes
received	votes
received	votes
received	votes
<b>TOTAL</b>	<b>votes</b>

**REPUBLICAN PARTY**

The whole number of votes given for the office of County Commissioner **District**  
was  
and they were given for the following named persons:

received	votes
received	votes
received	votes
received	votes
received	votes
received	votes
received	votes
<b>TOTAL</b>	<b>votes</b>

**DEMOCRATIC PARTY**

The whole number of votes given for the office of County Commissioner **District**  
was  
and they were given for the following named persons:

received	votes
received	votes
received	votes
received	votes
received	votes
received	votes
received	votes
<b>TOTAL</b>	<b>votes</b>

**REPUBLICAN PARTY**

The whole number of votes given for the office of County Commissioner **District**  
was  
and they were given for the following named persons:

received	votes
received	votes
received	votes
received	votes
received	votes
received	votes
received	votes
<b>TOTAL</b>	<b>votes</b>

STATEMENT OF VOTES, GENERAL PRIMARY ELECTION, TUESDAY, AUGUST 6th, 1974

	<p style="text-align: center;"><b>DEMOCRATIC PARTY</b></p> <p>The whole number of votes given for the office of <b>County Commissioner</b>      <b>District</b></p> <p>was</p> <p>and they were given for the following named persons:</p> <table style="width: 100%; border: none;"> <tr><td style="width: 70%;">received</td><td style="width: 30%;">votes</td></tr> <tr><td>received</td><td>votes</td></tr> <tr><td>received</td><td>votes</td></tr> <tr><td>received</td><td>votes</td></tr> <tr><td>received</td><td>votes</td></tr> <tr><td>received</td><td>votes</td></tr> <tr><td>received</td><td>votes</td></tr> <tr><td>TOTAL</td><td>votes</td></tr> </table>	received	votes	received	votes	received	votes	received	votes	received	votes	received	votes	received	votes	TOTAL	votes		
received	votes																		
received	votes																		
received	votes																		
received	votes																		
received	votes																		
received	votes																		
received	votes																		
TOTAL	votes																		
	<p style="text-align: center;"><b>REPUBLICAN PARTY</b></p> <p>The whole number of votes given for the office of <b>County Commissioner</b>      <b>District</b></p> <p>was</p> <p>and they were given for the following named persons:</p> <table style="width: 100%; border: none;"> <tr><td style="width: 70%;">received</td><td style="width: 30%;">votes</td></tr> <tr><td>received</td><td>votes</td></tr> <tr><td>received</td><td>votes</td></tr> <tr><td>received</td><td>votes</td></tr> <tr><td>received</td><td>votes</td></tr> <tr><td>received</td><td>votes</td></tr> <tr><td>received</td><td>votes</td></tr> <tr><td>TOTAL</td><td>votes</td></tr> </table>	received	votes	received	votes	received	votes	received	votes	received	votes	received	votes	received	votes	TOTAL	votes		
received	votes																		
received	votes																		
received	votes																		
received	votes																		
received	votes																		
received	votes																		
received	votes																		
TOTAL	votes																		
	<p style="text-align: center;"><b>DEMOCRATIC PARTY</b></p> <p>The whole number of votes given for the office of <b>County Commissioner</b>      <b>District</b></p> <p>was</p> <p>and they were given for the following named persons:</p> <table style="width: 100%; border: none;"> <tr><td style="width: 70%;">received</td><td style="width: 30%;">votes</td></tr> <tr><td>received</td><td>votes</td></tr> <tr><td>received</td><td>votes</td></tr> <tr><td>received</td><td>votes</td></tr> <tr><td>received</td><td>votes</td></tr> <tr><td>received</td><td>votes</td></tr> <tr><td>received</td><td>votes</td></tr> <tr><td>TOTAL</td><td>votes</td></tr> </table>	received	votes	received	votes	received	votes	received	votes	received	votes	received	votes	received	votes	TOTAL	votes		
received	votes																		
received	votes																		
received	votes																		
received	votes																		
received	votes																		
received	votes																		
received	votes																		
TOTAL	votes																		
	<p style="text-align: center;"><b>REPUBLICAN PARTY</b></p> <p>The whole number of votes given for the office of <b>County Commissioner</b>      <b>District</b></p> <p>was</p> <p>and they were given for the following named persons:</p> <table style="width: 100%; border: none;"> <tr><td style="width: 70%;">received</td><td style="width: 30%;">votes</td></tr> <tr><td>received</td><td>votes</td></tr> <tr><td>received</td><td>votes</td></tr> <tr><td>received</td><td>votes</td></tr> <tr><td>received</td><td>votes</td></tr> <tr><td>received</td><td>votes</td></tr> <tr><td>received</td><td>votes</td></tr> <tr><td>TOTAL</td><td>votes</td></tr> </table>	received	votes	received	votes	received	votes	received	votes	received	votes	received	votes	received	votes	TOTAL	votes		
received	votes																		
received	votes																		
received	votes																		
received	votes																		
received	votes																		
received	votes																		
received	votes																		
TOTAL	votes																		



STATEMENT OF VOTES, GENERAL PRIMARY ELECTION, TUESDAY, AUGUST 6th, 1974

DEMOCRATIC PARTY			
The whole number of votes given for the office of County Commissioner		District	
was			
and they were given for the following named persons:			
	received		votes
	received		votes
	received		votes
	received		votes
	received		votes
	received		votes
	received		votes
	TOTAL		votes

REPUBLICAN PARTY			
The whole number of votes given for the office of County Commissioner		District	
was			
and they were given for the following named persons:			
	received		votes
	received		votes
	received		votes
	received		votes
	received		votes
	received		votes
	received		votes
	TOTAL		votes

DEMOCRATIC PARTY			
The whole number of votes given for the office of County Commissioner		District	
was			
and they were given for the following named persons:			
	received		votes
	received		votes
	received		votes
	received		votes
	received		votes
	received		votes
	received		votes
	TOTAL		votes

REPUBLICAN PARTY			
The whole number of votes given for the office of County Commissioner		District	
was			
and they were given for the following named persons:			
	received		votes
	received		votes
	received		votes
	received		votes
	received		votes
	received		votes
	received		votes
	TOTAL		votes

--	--	--	--



## STATEMENT OF VOTES, GENERAL PRIMARY ELECTION, TUESDAY, AUGUST 6th, 1974

	<b>DEMOCRATIC PARTY</b>		
	The whole number of votes given for the office of County Commissioner	<b>District</b>	
	was		
	and they were given for the following named persons:		
	received		votes
	received		votes
	received		votes
	received		votes
	received		votes
	received		votes
	received		votes
	TOTAL		votes
	<b>REPUBLICAN PARTY</b>		
	The whole number of votes given for the office of County Commissioner	<b>District</b>	
	was		
	and they were given for the following named persons:		
	received		votes
	received		votes
	received		votes
	received		votes
	received		votes
	received		votes
	received		votes
	TOTAL		votes
	<b>DEMOCRATIC PARTY</b>		
	The whole number of votes given for the office of County Commissioner	<b>District</b>	
	was		
	and they were given for the following named persons:		
	received		votes
	received		votes
	received		votes
	received		votes
	received		votes
	received		votes
	received		votes
	TOTAL		votes
	<b>REPUBLICAN PARTY</b>		
	The whole number of votes given for the office of County Commissioner	<b>District</b>	
	was		
	and they were given for the following named persons:		
	received		votes
	received		votes
	received		votes
	received		votes
	received		votes
	received		votes
	received		votes
	TOTAL		votes

STATEMENT OF VOTES, GENERAL PRIMARY ELECTION, TUESDAY, AUGUST 6th, 1974

	<p style="text-align: center;"><b>DEMOCRATIC PARTY</b></p> <p>The whole number of votes given for the office of <b>County Commissioner</b> <span style="float: right;"><b>District</b></span>  <b>was</b>  and they were given for the following named persons:</p> <table style="width: 100%; border: none;"> <tr><td style="width: 70%;">received</td><td style="width: 30%;">votes</td></tr> <tr><td>received</td><td>votes</td></tr> <tr><td>received</td><td>votes</td></tr> <tr><td>received</td><td>votes</td></tr> <tr><td>received</td><td>votes</td></tr> <tr><td>received</td><td>votes</td></tr> <tr><td>received</td><td>votes</td></tr> <tr><td>TOTAL</td><td>votes</td></tr> </table>	received	votes	received	votes	received	votes	received	votes	received	votes	received	votes	received	votes	TOTAL	votes		
received	votes																		
received	votes																		
received	votes																		
received	votes																		
received	votes																		
received	votes																		
received	votes																		
TOTAL	votes																		
	<p style="text-align: center;"><b>REPUBLICAN PARTY</b></p> <p>The whole number of votes given for the office of <b>County Commissioner</b> <span style="float: right;"><b>District</b></span>  <b>was</b>  and they were given for the following named persons:</p> <table style="width: 100%; border: none;"> <tr><td style="width: 70%;">received</td><td style="width: 30%;">votes</td></tr> <tr><td>received</td><td>votes</td></tr> <tr><td>received</td><td>votes</td></tr> <tr><td>received</td><td>votes</td></tr> <tr><td>received</td><td>votes</td></tr> <tr><td>received</td><td>votes</td></tr> <tr><td>received</td><td>votes</td></tr> <tr><td>TOTAL</td><td>votes</td></tr> </table>	received	votes	received	votes	received	votes	received	votes	received	votes	received	votes	received	votes	TOTAL	votes		
received	votes																		
received	votes																		
received	votes																		
received	votes																		
received	votes																		
received	votes																		
received	votes																		
TOTAL	votes																		
	<p style="text-align: center;"><b>DEMOCRATIC PARTY</b></p> <p>The whole number of votes given for the office of <b>County Commissioner</b> <span style="float: right;"><b>District</b></span>  <b>was</b>  and they were given for the following named persons:</p> <table style="width: 100%; border: none;"> <tr><td style="width: 70%;">received</td><td style="width: 30%;">votes</td></tr> <tr><td>received</td><td>votes</td></tr> <tr><td>received</td><td>votes</td></tr> <tr><td>received</td><td>votes</td></tr> <tr><td>received</td><td>votes</td></tr> <tr><td>received</td><td>votes</td></tr> <tr><td>received</td><td>votes</td></tr> <tr><td>TOTAL</td><td>votes</td></tr> </table>	received	votes	received	votes	received	votes	received	votes	received	votes	received	votes	received	votes	TOTAL	votes		
received	votes																		
received	votes																		
received	votes																		
received	votes																		
received	votes																		
received	votes																		
received	votes																		
TOTAL	votes																		
	<p style="text-align: center;"><b>REPUBLICAN PARTY</b></p> <p>The whole number of votes given for the office of <b>County Commissioner</b> <span style="float: right;"><b>District</b></span>  <b>was</b>  and they were given for the following named persons:</p> <table style="width: 100%; border: none;"> <tr><td style="width: 70%;">received</td><td style="width: 30%;">votes</td></tr> <tr><td>received</td><td>votes</td></tr> <tr><td>received</td><td>votes</td></tr> <tr><td>received</td><td>votes</td></tr> <tr><td>received</td><td>votes</td></tr> <tr><td>received</td><td>votes</td></tr> <tr><td>received</td><td>votes</td></tr> <tr><td>TOTAL</td><td>votes</td></tr> </table>	received	votes	received	votes	received	votes	received	votes	received	votes	received	votes	received	votes	TOTAL	votes		
received	votes																		
received	votes																		
received	votes																		
received	votes																		
received	votes																		
received	votes																		
received	votes																		
TOTAL	votes																		

STATEMENT OF VOTES, GENERAL PRIMARY ELECTION, TUESDAY, AUGUST 6th, 1974

<b>DEMOCRATIC PARTY</b>			
The whole number of votes given for the office of County Commissioner	<b>District</b>		
was			
and they were given for the following named persons:			
received		votes	
received		votes	
received		votes	
received		votes	
received		votes	
received		votes	
received		votes	
<b>TOTAL</b>		<b>votes</b>	
<b>REPUBLICAN PARTY</b>			
The whole number of votes given for the office of County Commissioner	<b>District</b>		
was			
and they were given for the following named persons:			
received		votes	
received		votes	
received		votes	
received		votes	
received		votes	
received		votes	
received		votes	
<b>TOTAL</b>		<b>votes</b>	
<b>DEMOCRATIC PARTY</b>			
The whole number of votes given for the office of County Commissioner	<b>District</b>		
was			
and they were given for the following named persons:			
received		votes	
received		votes	
received		votes	
received		votes	
received		votes	
received		votes	
received		votes	
<b>TOTAL</b>		<b>votes</b>	
<b>REPUBLICAN PARTY</b>			
The whole number of votes given for the office of County Commissioner	<b>District</b>		
was			
and they were given for the following named persons:			
received		votes	
received		votes	
received		votes	
received		votes	
received		votes	
received		votes	
received		votes	
<b>TOTAL</b>		<b>votes</b>	

STATEMENT OF VOTES, GENERAL PRIMARY ELECTION, TUESDAY, AUGUST 6th, 1974

DEMOCRATIC PARTY			
The whole number of votes given for the office of County Commissioner	District		
was			
and they were given for the following named persons:			
received			votes
received			votes
received			votes
received			votes
received			votes
received			votes
received			votes
TOTAL			votes

REPUBLICAN PARTY			
The whole number of votes given for the office of County Commissioner	District		
was			
and they were given for the following named persons:			
received			votes
received			votes
received			votes
received			votes
received			votes
received			votes
received			votes
TOTAL			votes

DEMOCRATIC PARTY			
The whole number of votes given for the office of County Commissioner	District		
was			
and they were given for the following named persons:			
received			votes
received			votes
received			votes
received			votes
received			votes
received			votes
received			votes
TOTAL			votes

REPUBLICAN PARTY			
The whole number of votes given for the office of County Commissioner	District		
was			
and they were given for the following named persons:			
received			votes
received			votes
received			votes
received			votes
received			votes
received			votes
received			votes
TOTAL			votes

--	--	--	--







CERTIFICATE OF DETERMINATION

STATE OF MICHIGAN, }  
COUNTY OF ..... } ss.

The Board of County Canvassers of ..... County  
having Ascertained and Canvassed the Votes of the several Cities and Townships of said County, of the General  
Primary Election, held on Tuesday, the Sixth day of August, A. D. 1974.

Do Hereby Certify and Determine

That ..... having received the largest number of  
votes is nominated candidate by the **Democratic Party** for the office of **Governor**

That ..... having received the largest number of  
votes is nominated candidate by the **Republican Party** for the office of **Governor**

That ..... having received the largest number of  
votes is nominated candidate by the **Democratic Party** for the office of **Representative in Congress** ..... Dist.

That ..... having received the largest number of  
votes is nominated candidate by the **Republican Party** for the office of **Representative in Congress** ..... Dist.

That ..... having received the largest number of  
votes is nominated candidate by the **Democratic Party** for the office of **Representative in Congress** ..... Dist.

That ..... having received the largest number of  
votes is nominated candidate by the **Republican Party** for the office of **Representative in Congress** ..... Dist.

That ..... having received the largest number of  
votes is nominated candidate by the **Democratic Party** for the office of **Representative in Congress** ..... Dist.

That ..... having received the largest number of  
votes is nominated candidate by the **Republican Party** for the office of **Representative in Congress** ..... Dist.

That ..... having received the largest number of  
votes is nominated candidate by the **Democratic Party** for the office of **State Senator** ..... Dist.

That ..... having received the largest number of  
votes is nominated candidate by the **Republican Party** for the office of **State Senator** ..... Dist.

That ..... having received the largest number of  
votes is nominated candidate by the **Democratic Party** for the office of **State Senator** ..... Dist.

That ..... having received the largest number of  
votes is nominated candidate by the **Republican Party** for the office of **State Senator** ..... Dist.

That ..... having received the largest number of  
votes is nominated candidate by the **Democratic Party** for the office of **State Senator** ..... Dist.

That ..... having received the largest number of  
votes is nominated candidate by the **Republican Party** for the office of **State Senator** ..... Dist.

That ..... having received the largest number of  
votes is nominated candidate by the **Democratic Party** for the office of **State Senator** ..... Dist.

That ..... having received the largest number of  
votes is nominated candidate by the **Republican Party** for the office of **State Senator** ..... Dist.

That ..... having received the largest number of  
votes is nominated candidate by the **Democratic Party** for the office of **Representative in State Legis.** ..... Dist.

That ..... having received the largest number of  
votes is nominated candidate by the **Republican Party** for the office of **Representative in State Legis.** ..... Dist.

That ..... having received the largest number of  
votes is nominated candidate by the **Democratic Party** for the office of **Representative in State Legis.** ..... Dist.

That ..... having received the largest number of  
votes is nominated candidate by the **Republican Party** for the office of **Representative in State Legis.** ..... Dist.















CERTIFICATE OF DETERMINATION

NON-PARTISAN CANDIDATES

That .....  
.....  
.....

are nominated as candidates for the office of **Judge of the** ..... **Court** ..... **District**

That .....  
.....  
.....

are nominated as candidates for the office of **Judge of the District Court** ..... **District**

That .....  
.....  
.....

are nominated as candidates for the office of **Judge of the District Court** ..... **District**

That ..... having received the largest number of votes is nominated candidate for the office of .....

That ..... having received the largest number of votes is nominated candidate for the office of .....

That ..... having received the largest number of votes is nominated candidate for the office of .....

That ..... having received the largest number of votes is nominated candidate for the office of .....

That ..... having received the largest number of votes is nominated candidate for the office of .....

That ..... having received the largest number of votes is nominated candidate for the office of .....

That ..... having received the largest number of votes is nominated candidate for the office of .....

That ..... having received the largest number of votes is nominated candidate for the office of .....

In Witness Whereof, We have hereunto set our hands and affixed the Seal of the Circuit Court for the County of ..... this ..... day of August, in the year one thousand nine hundred seventy - four.



Vincent Guadabba  
Harold ...  
Mary E. ...  
Elessi J. Smith

CHAIRMAN

BOARD OF COUNTY CANVASSERS

ATTEST:

Edna ...  
CLERK OF BOARD OF COUNTY CANVASSERS.

Vincent Guadabba  
CHAIRMAN OF BOARD OF COUNTY CANVASSERS.

STATE OF MICHIGAN, }  
COUNTY OF \_\_\_\_\_ } ss.

We Do Hereby Certify, That the foregoing is a correct statement of the votes given in the County of \_\_\_\_\_  
\_\_\_\_\_ for the candidates named in such statement and for the  
office designated therein, at the General Primary Election, held on Tuesday, the Sixth day of August, in the year one thousand nine  
hundred seventy-four.

In Witness Whereof, We have hereunto set our hands and caused to be affixed the  
seal of the Circuit Court for the County of \_\_\_\_\_  
this \_\_\_\_\_ day of August, in the year one  
thousand nine hundred seventy-four.

(SEAL)

*Vincent Gudabko* CHAIRMAN  
*Harold Luchman*  
*Mary P. Belcher*  
*Elsie J. Smith* }  
BOARD OF  
COUNTY  
CANVASSERS

ATTEST:

*Edna Miller*  
CLERK OF BOARD OF COUNTY CANVASSERS.

STATE OF MICHIGAN, }  
COUNTY OF \_\_\_\_\_ } ss.

We Hereby Certify, That the foregoing is a correct transcript of the statement of the Board of County Canvassers of the County  
of \_\_\_\_\_ of the votes given in such  
County for the candidates named in said statement and for the office designated therein, at the General Primary Election, held on the  
Sixth day of August, 1974, so far as it relates the votes cast for said office, as appears from the original statement on file in the office of  
the County Clerk.

In Witness Whereof, We have hereunto set our hands and affixed the seal of the  
Circuit Court for the County of \_\_\_\_\_  
this \_\_\_\_\_ day of August, in the year one  
thousand nine hundred seventy-four.

(SEAL)

*Edna Miller* COUNTY CLERK.  
*Vincent Gudabko*  
CHAIRMAN OF THE BOARD OF COUNTY CANVASSERS.