

CANVASS OF VOTES CAST

— AT THE —

GENERAL ELECTION

— HELD ON —

Tuesday, the 7th day of November, A.D. 1978

AND CANVASSED BY THE BOARD OF COUNTY CANVASSERS

of _____ County, Michigan

THE "KAZOO" CANVASS BOOK AND LOOSE LEAF
ELECTION RECORD, COMBINED

By the use of this Canvass Book much time and labor is saved. It completely covers the canvass of the Election Returns by the Board of County Canvassers, and when signed by the members of said Board and County Clerk makes a perfect Election Record.

MANUFACTURED BY

DOUBLEDAY BROS. & CO.

ELECTION SUPPLY MANUFACTURERS
STATIONERS AND PRINTERS

1919 East Kilgore Road

•

KALAMAZOO, MICHIGAN

STATEMENT OF VOTES, GENERAL ELECTION, TUESDAY, NOVEMBER 7th, 1978

		GOVERNOR & LIEUTENANT GOVERNOR				SECRETARY OF STATE				1	
VOTERS		WILLIAM B. FITZGERALD OLIVIA P. MAYNARD DEM.	WILLIAM G. MILLIKEN JAMES H. BRICKLEY REP.	SCATTERED	TOTALS	RICHARD H. AUSTIN DEM.	MELVIN L. LARSEN REP.	TOTALS	NAMES OF TOWNSHIPS AND ELECTION DISTRICTS		POLL BOOK TOTALS
									MACOMB DISTRICT 25 SECTION 1		
90	36	51			87	54	26	80	CITY OF WARREN-46A		
182	140	136			276	178	78	256	46B		
440	196	225			421	274	98	372	53		
354	158	183			341	223	90	313	54		
461	221	224			445	284	123	407	55		
578	229	332			561	333	175	508	56		
189	80	101			181	133	33	166	57		
348	128	214			342	194	111	305	58		
407	158	235			393	226	131	357	59		
506	191	296			487	294	138	432	60		
468	193	262			455	307	117	424	61		
568	221	331			552	354	168	522	62		
603	274	300			574	375	155	530	63		
363	165	181			346	227	94	321	64		
256	109	135			244	157	76	233	65		
534	245	275			520	343	140	483	66		
751	317	410			727	474	210	684	67		
498	201	276			477	309	121	430	76		
482	209	279			458	324	102	426	77		
497	195	277			472	288	144	432	78		
234	89	113			201	124	77	201	79		
367	135	219			354	196	120	316	80 A		
318	114	192			306	176	98	274	80A		
448	171	258			429	260	136	396	81		
345	141	189			330	205	89	294	82		
338	143	181			324	210	93	303	82A		
366	121	233			354	205	119	324	83		
507	176	304			480	282	162	444	84		
309	118	178			296	174	89	263	85		
463	175	255			430	277	125	402	85A		
679	251	404			655	406	181	587	86		
452	168	272			440	278	134	412	87		
412	164	232			396	241	127	368	88		
229	83	138			221	138	70	208	89		
595	234	344			578	378	146	524	90		
578	255	301			556	368	158	526	91		
434	173	250			423	278	111	390	92		
283	253	305			558	380	126	506	93		
399	177	202			379	267	99	356	94		
323	140	174			314	205	87	292	95		
578	238	312			550	373	155	528	96		
326	138	171			309	173	111	284	97		
220	94	114			208	146	52	198	98		
497	171	297			468	277	167	444	98		
608	191	385			576	347	193	540	99A		
339	152	173			325	226	80	306	100		
565	195	343			538	352	153	505	101		
616	246	346			592	382	152	534	102		
245	104	135			239	156	67	223	103		
410	168	226			394	275	92	367	103A		
376	152	208			360	237	100	337	104		
343	112	216			328	216	92	308	105		
263	98	149			247	165	65	230	105A		
504	157	328			485	291	158	449	106		
367	144	206			350	234	97	331	107		
406	196	192			388	251	92	343	108		
389	166	210			377	259	88	347	109		
360	166	183			351	259	61	320	110		
367	162	193			355	246	81	327	111		
									C.B. 1		
									C.B. 2		
									C.B. 3		
									C.B. 4		
									C.B. 5		
									C.B. 6		
4898	2613	2739	1		4753	3097	1540	4637	TOTAL		
34227	12009	16565	2		128576	18362	8263	124625	TOTAL SECTION 1		

STATEMENT OF VOTES, GENERAL ELECTION, TUESDAY, NOVEMBER 7th, 1978

2	ATTORNEY GENERAL				UNITED STATES SENATOR		
	DEM. FRANK J. KELLEY	REP. STEPHEN C. BRANDSDORFER	AIP JAMES E. WELLS	TOTALS	DEM. CARL LEVIN	REP. ROBERT P. GRIFFIN	TOTALS
NAMES OF TOWNSHIPS AND ELECTION DISTRICTS MACOMB SECTION 1 DISTRICT 25							
CITY OF WARREN-46A	254	26	1	81	49	35	84
46B	200	63	1	264	155	113	268
53	297	69	5	371	249	161	410
54	250	61	2	313	191	145	336
55	329	79	4	412	233	199	432
56	327	148	5	480	266	268	534
57	138	26	6	170	95	85	180
58	217	83	2	302	168	160	328
59	251	103	3	357	180	208	388
60	328	103	4	435	242	232	474
61	300	120	2	422	249	195	444
62	390	129	2	521	278	268	546
63	393	127	5	525	311	264	575
64	240	81	3	324	202	136	338
65	163	61	2	226	133	111	244
66	368	109	5	482	263	244	507
67	575	162	10	687	388	326	714
76	348	80	5	433	256	211	467
77	338	84	5	427	261	182	443
78	345	83	4	432	238	222	460
79	151	46	3	200	110	111	221
80A	234	85	1	320	173	165	338
80X	189	75	5	269	132	164	296
81	280	106	3	389	209	207	416
82	201	78	4	283	171	149	320
82A	220	76	5	301	161	153	314
83	222	98	2	322	157	199	356
84	303	171	6	450	217	254	471
85	189	73	4	266	133	147	280
85A	291	102	3	396	232	200	432
86	429	151	4	584	308	324	632
87	307	87	8	402	205	224	429
88	244	112	5	361	173	213	386
89	153	46	3	202	95	115	210
90	394	131	2	527	311	249	560
91	390	123	3	516	304	242	546
92	298	78	1	377	207	199	406
93	397	102	4	503	321	215	536
94	268	86	8	362	215	160	375
95	228	61	3	292	160	143	303
96	385	122	6	513	304	246	550
97	196	84	3	283	157	152	309
98 99	161	42	2	205	111	103	214
99 98	277	145	5	427	217	241	458
99A	356	176	4	536	242	333	575
100	232	58	4	294	173	142	315
101	356	119	7	482	271	266	537
102	406	123	5	534	339	238	577
103	170	48	2	220	134	98	232
103A	289	75	5	369	218	173	391
104	264	72	4	340	182	176	358
105	228	78	2	308	167	158	325
105A	178	57	0	235	132	115	247
106	293	145	5	443	195	286	481
107	263	63	3	329	181	157	338
108	265	71	2	338	220	153	373
109	263	76	6	345	210	156	366
110	278	45	1	324	213	125	338
111	270	60	3	333	199	152	351
C.B. 1							
C.B. 2							
C.B. 3							
C.B. 4							
C.B. 5							
C.B. 6	3490	1094	32	4616	2455	2243	4698
TOTAL							
TOTAL SECTION 1	19,799	6,407	254	26,460	14,721	13,311	28,032

STATEMENT OF VOTES, GENERAL ELECTION, TUESDAY, NOVEMBER 7th, 1978

Repres't'Ve in Congress 18th District				Repres't'Ve in Congress District				3
JAMES J. BLANCHARD DEM.	ROBERT J. SALLOUM REP.	DAVID DREXLER A.I.P.	TOTALS	DEM.	REP.	TOTALS	NAMES OF TOWNSHIPS AND ELECTION DISTRICTS MACOMB DISTRICT 25 SECTION 1	
201	37	0	238				CITY OF WARREN-46A	
							46B	
							53	
							54	
287	71	4	362				55	
327	113	6	446				56	
							57	
184	67	2	253				58	
217	92	5	314				59	
273	101	6	380				60	
257	99	3	359				61	
334	107	4	445				62	
387	93	6	486				63	
237	67	1	305				64	
158	40	6	204				65	
295	113	8	416				66	
447	169	5	621				67	
317	73	2	392				76	
321	59	8	388				77	
298	77	7	382				78	
140	32	2	174				79	
222	56	1	279				80A	
178	69	3	250				80X	
265	92	6	363				81	
206	58	3	267				82	
207	64	5	276				82A	
231	80	2	313				83	
308	117	5	430				84	
180	47	4	231				85	
274	70	3	347				85A	
387	129	9	525				86	
280	83	4	367				87	
210	89	5	303				88	
143	43	5	191				89	
391	94	6	491				90	
387	84	2	473				91	
280	59	5	344				92	
370	88	7	465				93	
252	66	4	322				94	
202	54	2	258				95	
358	106	6	470				96	
181	68	2	251				97	
142	36	2	180				98 99	
259	124	2	385				99 98	
343	141	4	488				99A	
235	37	6	278				100	
338	103	6	447				101	
367	106	2	475				102	
158	37	4	199				103	
264	66	6	336				103A	
256	60	2	318				104	
224	57	3	284				105	
180	48	0	228				105A	
268	135	0	403				106	
231	60	6	297				107	
241	57	0	298				108	
239	66	5	310				109	
257	40	2	299				110	
262	39	2	303				111	
							C.B. 1	
							C.B. 2	
							C.B. 3	
							C.B. 4	
							C.B. 5	
							C.B. 6	
2323	713	34	3070				TOTAL	
161 763	4941	250	21 954				TOTAL SECTION 1	

STATEMENT OF VOTES, GENERAL ELECTION, TUESDAY, NOVEMBER 7th, 1978

4	Repres't've in Congress <u>14th</u> District					Repres't've in Congress _____ District					
	DEM.	REP.			TOTALS	DEM.	REP.			TOTALS	
NAMES OF TOWNSHIPS AND ELECTION DISTRICTS MACOMB SECTION 1 DISTRICT 25											
CITY OF WARREN-46A	43	25			68						
46B											
53	227	88			315						
54	201	71			272						
55											
56											
57	117	28			145						
58											
59											
60											
61											
62											
63											
64											
65											
66											
67											
76											
77											
78											
79											
80											
80A											
81											
82											
82A											
83											
84											
85											
85A											
86											
87											
88											
89											
90											
91											
92											
93											
94											
95											
96											
97											
98											
99											
99A											
100											
101											
102											
103											
103A											
104											
105											
105A											
106											
107											
108											
109											
110											
111											
C.B. 1											
C.B. 2											
C.B. 3											
C.B. 4											
C.B. 5											
C.B. 6	1124	439			1563						
TOTAL											
TOTAL SECTION 1	1712	651			2363						

STATEMENT OF VOTES, GENERAL ELECTION, TUESDAY, NOVEMBER 7th, 1978

STATE SENATOR <u>27th</u> DISTRICT				STATE SENATOR _____ DISTRICT				5
DEM.	REP.	TOTALS		DEM.	REP.	TOTALS	NAMES OF TOWNSHIPS AND ELECTION DISTRICTS	
ARTHUR J. MILLER, JR.	DOROTHY S. HYNE						MACOMB SECTION 1 DISTRICT 25	
41	26	67					CITY OF WARREN-46A	
195	50	245					46B	
267	76	343					53	
231	60	291					54	
302	75	377					55	
313	115	428					56	
125	31	156					57	
200	69	269					58	
226	102	328					59	
286	105	391					60	
240	119	359					61	
334	123	457					62	
395	117	512					63	
240	69	309					64	
172	49	221					65	
302	111	413					66	
448	170	618					67	
324	83	407					76	
329	72	401					77	
329	81	410					78	
162	32	194					79	
222	69	291					80A	
185	70	255					80X	
262	107	369					81	
202	65	267					82	
206	78	284					82A	
213	82	295					83	
276	139	415					84	
181	62	243					85	
282	78	360					85A	
402	142	544					86	
291	89	380					87	
218	101	319					88	
178	47	195					89	
403	109	512					90	
395	91	486					91	
284	71	355					92	
370	108	478					93	
228	84	312					94	
205	59	264					95	
357	121	478					96	
189	72	261					97	
144	39	183					98 99	
269	131	400					99 98	
318	172	490					99A	
254	45	299					100	
369	106	475					101	
401	111	512					102	
147	48	195					103	
266	80	346					103A	
242	77	319					104	
232	59	291					105	
183	47	230					105A	
285	136	421					106	
231	67	298					107	
249	59	308					108	
252	59	311					109	
244	48	292					110	
254	56	310					111	
2632	888	3520					C.B. 1	
							C.B. 2	
							C.B. 3	
							C.B. 4	
							C.B. 5	
							C.B. 6	
							TOTAL	
1952	5807	23759					TOTAL SECTION 1	

STATEMENT OF VOTES, GENERAL ELECTION, TUESDAY, NOVEMBER 7th, 1978

6	STATE SENATOR <u>26</u> DISTRICT					STATE SENATOR _____ DISTRICT					
	DEM.	REP.			TOTALS	DEM.	REP.			TOTALS	
NAMES OF TOWNSHIPS AND ELECTION DISTRICTS MACOMB SECTION 1 DISTRICT 25											
CITY OF WARREN-46A											
46B											
53											
54											
55											
56											
57											
58											
59											
60											
61											
62											
63											
64											
65											
66											
67											
76											
77											
78											
79											
80											
80A											
81											
82											
82A											
83											
84											
85											
85A											
86											
87											
88											
89											
90											
91											
92											
93											
94											
95											
96											
97											
98											
99											
99A											
100											
101											
102											
103											
103A											
104											
105											
105A											
106											
107											
108											
109											
110											
111											
C.B. 1											
C.B. 2											
C.B. 3											
C.B. 4											
C.B. 5											
C.B. 6											
TOTAL											
TOTAL SECTION 1											

DEM. *DiNello*
 REP. *PARKINSON*

787 331 1118

787 331 1118

STATEMENT OF VOTES, GENERAL ELECTION, TUESDAY, NOVEMBER 7th, 1978

THE STATE BOARD OF EDUCATION

REGENTS OF THE UNIVERSITY OF MICHIGAN

MALCOLM G. DADE, JR. DEM.	ANNETTA MILLER DEM.	BARBARA DUMOUCHELLE REP.	SILVERENIA O. KANOYTON REP.	<i>SCHILLER</i>	TOTALS	PAUL BROWN DEM.	JAMES L. WATERS DEM.	JOHN R. AXE REP.	GILBERT E. BURSLEY REP.	TOTALS	NAMES OF TOWNSHIPS AND ELECTION DISTRICTS	
28	35	33	24		120	36	32	22	25	115	CITY OF WARREN-46A	
131	156	79	53		419	147	130	63	69	409	46B	
174	213	114	80		581	182	179	89	95	545	53	
165	181	58	60		464	152	160	73	75	460	54	
205	248	114	87		654	216	211	96	108	631	55	
218	272	195	144		829	242	228	154	161	785	56	
76	92	56	36		260	90	85	29	41	245	57	
128	139	113	82		462	134	136	81	87	438	58	
140	179	134	114		567	159	145	110	115	529	59	
204	231	141	114		690	208	189	122	131	650	60	
177	220	170	116		683	206	180	125	131	648	61	
218	262	188	125		793	238	226	142	151	757	62	
246	297	197	139		879	281	260	132	151	824	63	
157	186	105	83		531	167	170	84	88	509	64	
105	127	77	48		357	113	108	50	58	329	65	
209	254	164	121		748	232	225	118	143	718	66	
324	382	247	187		1140	340	331	197	208	1076	67	
211	248	127	88		674	215	216	102	119	652	76	
213	242	123	91		669	220	218	93	107	638	77	
182	235	150	96		663	210	185	96	120	611	78	
83	105	60	46		294	88	82	49	50	269	79	
128	173	133	85		519	146	132	100	111	489	80A	
112	122	113	98		445	121	108	92	104	425	80X	
158	199	177	120		654	184	186	119	132	621	81	
131	149	91	79		450	140	128	75	76	419	82	
141	153	101	80		475	139	144	82	83	448	82A	
120	161	131	102		514	130	125	117	124	496	83	
177	212	191	146		726	193	187	151	160	691	84	
113	129	93	70		405	111	102	83	79	375	85	
170	209	154	104		637	189	180	99	122	590	85A	
248	309	222	163		942	272	248	176	191	887	86	
166	219	152	107		644	194	176	109	130	609	87	
136	160	150	120		566	151	142	119	128	540	88	
79	108	83	60		330	92	82	59	72	305	89	
240	311	196	130		877	291	268	141	151	851	90	
243	287	181	120		831	274	253	122	141	790	91	
196	218	128	85		627	200	196	102	93	591	92	
263	311	157	109		840	280	277	123	134	814	93	
157	193	123	98		571	179	164	94	110	547	94	
125	161	92	69		447	133	129	72	75	409	95	
256	313	167	115		851	274	252	140	146	812	96	
114	149	111	81		455	137	123	90	91	441	97	
95	103	59	49		306	106	96	45	49	286	98 99	
150	190	209	141		690	168	163	151	156	638	99 98	
190	237	239	179		845	213	199	184	207	803	99A	
134	184	91	58		467	168	133	58	69	448	100	
191	245	191	135		762	229	204	130	163	726	101	
227	305	188	133		853	260	265	130	159	814	102	
104	121	68	44		337	111	103	50	62	326	103	
182	213	121	91		607	191	186	99	100	576	103A	
147	182	121	100		550	178	141	90	109	518	104	
137	172	103	72		484	161	145	82	80	468	105	
105	127	82	59		373	120	109	61	65	355	105A	
160	199	219	171		749	190	176	168	171	705	106	
154	170	114	88		526	166	160	84	94	504	107	
172	201	90	68		531	184	178	68	79	509	108	
163	191	98	76		528	168	167	76	92	503	109	
171	208	96	67		542	187	186	53	76	504	110	
156	195	104	65		520	180	178	58	70	486	111	
											C.B. 1	
											C.B. 2	
											C.B. 3	
											C.B. 4	
											C.B. 5	
											C.B. 6	
1971	2418	1909	1254	2	7560	2246	2083	1398	1361	4	7092	TOTAL

11682 14211 9093 6925 2 42513 12932 12180 1279 7854 4 40249 TOTAL SECTION 1

STATEMENT OF VOTES, GENERAL ELECTION, TUESDAY, NOVEMBER 7th, 1978

10	THE BOARD OF TRUSTEES OF MICHIGAN STATE UNIVERSITY					THE BOARD OF GOVERNORS OF WAYNE STATE UNIVERSITY				
	DEM. CAROLE LICK	DEM. BARBARA J. SAWYER	REP. PAUL V. GADOLA	REP. MARY P. SHARP	TOTALS	DEM. LEON H. ATCHISON	DEM. MAX J. PINCUS	REP. JAMES R. HALEY	REP. LAURA REYES KOPACK	TOTALS
NAMES OF TOWNSHIPS AND ELECTION DISTRICTS MACOMB SECTION 1 DISTRICT 25										
CITY OF WARREN-46A	29	35	29	22	115	32	30	24	23	109
46B	127	142	73	66	408	125	137	75	60	337
53	169	187	97	99	552	164	174	99	88	525
54	147	156	90	75	468	145	145	94	78	462
55	198	215	106	99	618	191	204	114	105	614
56	229	242	177	154	802	229	229	167	168	793
57	79	75	43	41	238	80	85	38	38	241
58	124	123	98	92	437	119	117	99	96	431
59	143	145	130	116	534	137	141	127	126	531
60	197	199	124	133	653	194	186	137	133	650
61	181	192	143	126	642	174	169	148	132	623
62	212	223	164	158	757	228	223	166	156	753
63	228	259	166	171	824	248	243	170	167	828
64	161	173	91	89	514	164	155	97	98	524
65	106	107	63	63	339	103	99	63	64	329
66	204	221	140	190	705	211	207	148	190	706
67	303	332	222	214	1071	314	331	235	204	1084
76	197	223	115	116	651	198	209	112	122	641
77	198	216	109	109	632	204	200	112	98	614
78	181	206	126	104	617	182	200	122	103	607
79	79	93	51	54	277	85	77	46	54	262
80A	121	134	120	120	495	106	139	115	105	505
80X	114	111	108	92	425	110	121	100	95	426
81	158	177	158	135	628	168	173	138	132	611
82	124	136	79	77	416	124	129	85	75	413
82A	131	139	86	90	446	132	131	91	91	445
83	109	125	125	130	489	118	123	123	116	480
84	169	192	167	171	699	179	175	169	164	687
85	105	104	87	78	374	96	101	81	85	363
85A	168	187	124	110	589	168	169	126	118	581
86	246	260	192	202	900	240	242	198	201	881
87	172	181	124	127	604	168	171	134	123	596
88	136	146	130	134	546	145	139	142	126	552
89	84	94	70	64	312	78	85	79	68	310
90	260	279	161	138	838	242	263	170	157	832
91	256	253	143	140	792	247	235	154	149	785
92	173	188	110	114	585	182	179	119	98	578
93	267	281	137	145	830	265	269	137	135	806
94	154	179	115	108	556	164	163	105	110	542
95	127	134	73	72	406	124	119	85	86	414
96	251	252	152	161	816	246	241	171	142	800
97	124	120	95	95	434	117	126	95	100	438
98 99	82	99	49	46	276	89	85	52	46	272
99 98	138	164	178	152	632	145	162	168	159	634
99A	190	201	121	207	819	196	195	222	203	816
100	157	165	82	65	449	147	149	88	67	451
101	196	200	165	162	723	198	200	165	132	715
102	231	248	171	166	816	246	242	169	149	806
103	103	100	59	57	319	101	106	59	56	322
103A	174	185	110	105	574	182	178	104	107	571
104	153	154	104	108	519	135	149	117	106	507
105	129	143	96	86	454	136	132	87	98	453
105A	105	111	66	67	349	106	104	75	66	351
106	160	167	188	184	699	159	168	197	161	685
107	152	145	105	110	512	148	156	94	95	493
108	163	166	86	88	503	171	161	80	87	499
109	155	167	87	89	498	154	149	98	89	490
110	170	191	79	73	513	169	183	74	73	499
111	160	165	81	84	490	160	163	76	76	473
C.B. 1										
C.B. 2										
C.B. 3										
C.B. 4										
C.B. 5										
C.B. 6	1984	2163	1561	1478	5 7191	1797	2128	1648	1513	5 7091
TOTAL										
TOTAL SECTION 1	11523	12370	8401	8071	5 49370	11365	11864	8583	8032	5 39849

STATEMENT OF VOTES, GENERAL ELECTION, TUESDAY, NOVEMBER 7th, 1978

Justices of the Supreme Court TERM ENDING 1/1/1987 - TWO TO BE ELECTED					Judge of the Court of Appeals <u>2nd</u> District TERM ENDING 1-1-1985 ONE TO BE ELECTED				21	
ALICE L. GILBERT	GARY R. McDONALD	JAMES L. RYAN	G. MENNEN WILLIAMS	SCATTERED	TOTALS	WALTER P. CYNAR	E. THOMAS FITZGERALD	SCATTERED	TOTALS	NAMES OF TOWNSHIPS AND ELECTION DISTRICTS
12	19	45	49		125	49	17		66	CITY OF WARREN-46A
71	60	144	147		422	173	53		226	46B
80	66	180	247		573	209	91		300	53
74	53	165	188		480	165	88		253	54
87	81	206	259		633	253	90		343	55
133	91	263	319		806	314	111		425	56
50	44	91	106		291	108	46		154	57
80	47	167	193		487	202	57		259	58
105	82	192	221		600	238	85		323	59
112	66	240	256		674	255	97		352	60
125	77	230	239		671	237	91		328	61
117	80	259	316		772	293	117		410	62
137	95	275	355		862	323	148		471	63
80	85	161	194		520	213	64		277	64
60	51	126	152		389	156	53		209	65
110	101	222	288		721	258	131		389	66
159	128	369	386		1042	388	154		542	67
105	99	199	273		676	338	54		392	76
101	89	209	264		663	278	92		370	77
113	98	255	266		732	316	75		391	78
51	36	111	125		323	148	45		193	79
96	52	197	202		547	263	37		300	80A
79	48	163	159		449	224	37		261	80K
99	65	210	235		609	257	69		326	81
83	55	163	179		480	189	54		243	82
68	58	153	197		476	184	71		255	82A
84	53	205	187		529	205	71		276	83
133	87	263	259		742	284	108		392	84
80	49	133	150		412	155	58		213	85
102	76	184	227		589	203	101		304	85A
169	116	325	323		933	334	161		495	86
110	84	240	222		656	260	82		342	87
98	72	209	213		592	255	66		321	88
70	44	99	119		332	154	40		194	89
152	101	301	336		890	390	100		490	90
145	106	282	329		862	346	111		457	91
105	79	176	248		608	274	102		336	92
119	117	245	332		813	311	109		420	93
95	82	175	206		558	237	75		312	94
66	63	154	185		468	197	53		250	95
150	99	275	319		843	346	117		463	96
87	69	146	156		458	234	39		273	97
40	37	97	130		304	117	57		168	98 99
143	97	247	238		725	383	49		432	99 98
171	109	302	292		874	415	83		498	99A
76	57	151	183		467	219	36		275	100
141	99	283	313		836	349	112		461	101
144	88	289	345		866	390	132		452	102
42	41	118	140		341	105	69		174	103
99	72	209	243		623	208	106		314	103A
106	81	177	191		555	199	87		286	104
83	55	183	206		527	187	93		280	105
51	36	132	144		363	158	49		207	105A
127	76	264	263		730	348	72		420	106
77	64	185	228		554	214	83		297	107
63	63	179	240		545	233	76		305	108
84	81	187	223		575	203	99		302	109
88	60	162	196		506	193	80		273	110
74	62	166	212		514	192	86		278	111
										C.B. 1
										C.B. 2
										C.B. 3
										C.B. 4
										C.B. 5
										C.B. 6
1457	1172	2747	2919	4	8329	3176	926	2	4104	TOTAL
7219	5473	14485	16362	4	43547	17397	5723	2	23122	
TOTAL SECTION 1										

STATEMENT OF VOTES, GENERAL ELECTION, TUESDAY, NOVEMBER 7th, 1978

Judge of the Probate Court _____ District _____ TERM ENDING 1-1-1985 ONE TO BE ELECTED				Judge of the Probate Court _____ District _____ TERM ENDING 1-1-1983 ONE TO BE ELECTED				23	
JAMES F. NOWICKI	SCATTERED	TOTALS	GEORGE E. MONTGOMERY	LAWRENCE P. ZATKOFF	SCATTERED	TOTALS	NAMES OF TOWNSHIPS AND ELECTION DISTRICTS MACOMB SECTION 1 DISTRICT 25		
41		41	22	42		64	CITY OF WARREN-46A		
164		164	91	127		218	46B		
213		213	171	130		301	53		
195		195	143	114		257	54		
245		245	179	161		340	55		
326		326	210	178		388	56		
109		109	79	66		145	57		
190		190	111	129		240	58		
242		242	160	137		297	59		
276		276	175	148		323	60		
257		257	151	143		294	61		
308		308	240	161		401	62		
334		334	296	169		465	63		
198		198	179	96		275	64		
159		159	129	72		201	65		
258		258	244	138		382	66		
412		412	300	207		507	67		
284		284	174	187		361	76		
264		264	138	193		331	77		
283		283	172	166		338	78		
139		139	71	85		156	79		
230		230	128	135		263	80A		
180		180	111	105		216	80X		
242		242	155	142		297	81		
176		176	131	92		223	82		
181		181	118	111		229	82A		
203		203	131	111		242	83		
276		276	200	141		341	84		
145		145	106	85		191	85		
224		224	179	107		286	85A		
347		347	287	171		458	86		
264		264	173	141		314	87		
235		235	158	126		284	88		
130		130	86	75		161	89		
386		386	201	251		452	90		
335		335	215	197		412	91		
239		239	153	162		315	92		
324		324	220	206		426	93		
213		213	154	123		277	94		
184		184	109	116		225	95		
335		335	231	175		406	96		
186		186	158	102		260	97		
106		106	122	53		175	98 99		
273		273	229	165		394	99 98		
323		323	270	189		459	99A		
201		201	120	115		235	100		
329		329	260	174		432	101		
334		334	298	171		459	102		
135		135	108	48		156	103		
230		230	172	115		287	103A		
207		207	179	88		267	104		
202		202	166	85		251	105		
146		146	98	76		174	105A		
284		284	182	210		392	106		
209		209	159	129		288	107		
179		179	150	121		271	108		
221		221	163	116		279	109		
209		209	113	141		254	110		
200		200	138	135		273	111		
							C.B. 1		
							C.B. 2		
							C.B. 3		
							C.B. 4		
							C.B. 5		
							C.B. 6		
3210	2	3212	2117	2243	3	4363	TOTAL		
							TOTAL SECTION 1		
16929	2	16931	11875	12095	3	21911			

STATEMENT OF VOTES, GENERAL ELECTION, TUESDAY, NOVEMBER 7th, 1978

COMMUNITY COLLEGE TRUSTEES

SADIE BIALOCK	HARVEY R. DEAN	STEVEN DeLUCA	ODESSA KOMER	LEON M. KONIECZNY	STEVEN E. ZMUDA	TOTALS	NAMES OF TOWNSHIPS AND ELECTION DISTRICTS MACOMB DISTRICT 25 SECTION I
24	28	14	25	20	16	127	CITY OF WARREN-46A
101	112	78	70	72	48	481	46B
94	165	136	102	93	69	659	53
79	119	101	78	84	66	527	54
128	157	120	84	148	92	729	55
162	202	145	125	138	117	889	56
60	71	62	33	54	42	322	57
99	119	80	80	71	52	501	58
102	164	141	105	110	79	701	59
130	168	144	134	108	76	760	60
124	156	114	108	98	69	669	61
128	174	183	125	137	85	832	62
189	211	158	176	161	89	984	63
117	142	80	96	95	61	591	64
78	94	72	63	58	38	403	65
142	178	143	108	139	84	794	66
183	243	214	149	179	151	1119	67
149	180	109	115	160	97	810	76
112	170	129	106	124	79	720	77
141	160	124	124	129	82	760	78
53	66	54	46	75	48	344	79
128	135	102	104	95	78	642	80A
79	102	76	67	90	64	478	80*
156	170	111	120	102	71	730	81
73	117	85	79	93	57	504	82
81	127	67	66	87	57	485	82A
103	102	94	75	105	72	551	83
136	155	126	93	113	99	721	84
91	93	62	60	71	46	413	85
102	155	96	96	111	62	622	85A
151	233	180	143	197	110	1014	86
122	165	117	109	109	76	698	87
110	144	116	103	105	72	650	88
62	98	59	65	44	28	356	89
170	229	168	174	141	112	994	90
181	233	165	129	156	112	976	91
103	155	126	99	93	67	643	92
151	200	203	128	147	83	912	93
102	123	117	97	89	58	586	94
82	100	85	59	85	60	471	95
141	223	250	136	137	106	993	96
105	133	103	72	105	57	575	97
51	82	65	50	53	29	330	98-99
163	240	163	134	106	76	882	99-98
185	250	188	147	178	103	1021	99A
108	120	72	96	107	61	564	100
175	226	145	143	154	97	940	101
167	217	153	136	138	112	923	102
60	74	55	50	72	35	346	103
127	136	116	75	114	88	636	103A
121	148	102	95	70	52	588	104
117	149	102	87	75	42	572	105
86	98	53	68	59	43	407	105A
152	251	172	143	129	70	917	106
97	149	146	96	83	72	643	107
105	139	161	80	81	65	631	108
90	141	178	78	64	84	635	109
109	128	135	83	96	62	613	110
77	132	143	75	95	68	590	111
							C.B. 1
							C.B. 2
							C.B. 3
							C.B. 4
							C.B. 5
							C.B. 6
1533	2350	1767	1330	1704	1233	9937	TOTAL
8329	1129	8825	7092	7876	5479	48912	

TOTAL SECTION 1

STATE PROPOSALS

PROPOSAL A PROPOSAL RELATING TO CALLING A CONSTITUTIONAL CONVENTION.			PROPOSAL B PROPOSAL TO PROHIBIT THE GRANTING OF A PAROLE TO A PRISONER CONVICTED OF CERTAIN CRIMES INVOLVING VIOLENCE OR INJURY TO PERSON OR PROPERTY UNTIL AT LEAST AFTER THE MINIMUM SENTENCE HAS BEEN SERVED.			PROPOSAL C PROPOSAL TO PERMIT THE DEPOSIT OF STATE FUNDS IN SAVINGS AND LOAN ASSOCIATIONS AND CREDIT UNIONS AS WELL AS IN BANKS.			PROPOSAL D PROPOSAL TO PROHIBIT ALCOHOLIC BEVERAGES FROM BEING SOLD TO, OR POSSESSED FOR PURPOSES OF PERSONAL CONSUMPTION BY, A PERSON UNDER THE AGE OF 21.			NAMES OF TOWNSHIPS AND ELECTION DISTRICTS
YES	NO	TOTAL	YES	NO	TOTAL	YES	NO	TOTAL	YES	NO	TOTAL	
17	64	81	64	17	81	57	24	81	52	30	82	CITY OF WARREN-46A
49	217	266	199	69	268	160	106	266	181	97	278	46B
96	306	402	343	79	422	254	152	406	274	153	427	53
83	246	329	269	66	335	171	156	327	241	98	339	54
97	319	416	344	84	428	260	159	419	311	123	434	55
120	417	537	450	99	549	341	191	532	337	221	558	56
28	152	180	145	40	185	118	63	181	114	70	184	57
66	257	323	260	73	333	204	118	322	227	111	338	58
85	299	384	295	95	390	242	141	383	243	151	394	59
101	360	461	385	86	471	300	166	466	334	142	476	60
88	338	426	356	90	440	290	144	434	287	159	446	61
99	443	542	433	113	546	353	184	539	343	209	552	62
112	453	565	441	131	572	344	222	566	380	205	585	63
74	261	335	250	88	338	213	123	336	219	125	344	64
47	198	245	189	58	247	155	90	245	142	107	249	65
118	386	504	402	116	518	314	196	510	355	174	529	66
121	596	717	581	143	724	469	246	715	490	241	731	67
110	353	463	375	98	473	307	154	461	285	186	471	76
96	351	447	363	93	456	290	160	450	253	205	458	77
93	368	461	364	102	466	308	149	457	298	181	479	78
43	177	220	180	43	223	150	67	217	137	89	226	79
58	288	346	300	49	349	224	118	342	217	136	353	80A
47	246	293	234	61	295	184	108	292	192	108	300	80A
87	329	416	326	97	423	258	152	410	265	160	425	81
71	255	326	259	69	328	218	100	318	206	133	339	82
66	252	318	252	71	323	199	116	315	188	134	322	82A
50	303	353	274	83	357	207	140	347	227	129	356	83
77	398	475	417	66	483	303	172	475	285	203	488	84
36	249	285	234	57	291	192	97	289	180	115	295	85
75	359	434	370	71	441	283	141	424	244	198	442	85A
95	534	629	539	109	648	395	243	638	407	251	658	86
63	372	435	350	92	442	272	155	427	262	177	439	87
80	286	366	304	74	378	225	146	371	244	139	383	88
32	183	215	166	51	217	133	79	212	121	97	218	89
110	463	573	459	126	585	376	200	576	356	231	587	90
132	407	539	455	94	549	341	193	534	358	195	553	91
79	337	416	325	99	424	250	163	413	246	178	424	92
110	445	555	447	118	565	347	210	557	369	197	566	93
67	294	361	280	86	366	235	125	360	206	175	381	94
65	240	305	250	65	315	207	97	304	184	131	315	95
120	429	549	446	112	558	325	222	547	326	243	569	96
56	255	311	248	66	314	190	124	314	197	119	316	97
48	149	197	171	31	202	129	66	195	121	89	210	98-99
94	375	469	383	89	472	316	150	466	267	210	477	99-98
109	465	574	459	127	586	388	193	581	364	229	593	99A
62	260	322	253	74	327	222	103	325	215	115	330	100
102	433	535	442	104	546	339	194	533	331	315	646	101
111	475	586	478	114	592	374	199	573	367	231	598	102
47	184	231	198	36	234	144	88	232	166	68	234	103
77	313	390	314	84	398	247	150	397	238	161	399	103A
66	287	353	300	57	357	247	111	358	233	132	365	104
70	260	330	253	80	333	209	122	331	196	143	339	105
56	188	244	209	41	250	147	96	243	171	84	255	105A
67	412	479	408	81	489	301	179	480	298	195	493	106
67	277	344	294	53	347	229	116	345	220	131	351	107
97	275	372	296	80	376	237	137	374	251	134	385	108
78	281	359	274	94	368	225	134	359	234	137	371	109
74	269	343	280	70	350	222	126	348	218	132	350	110
62	291	353	301	58	359	227	125	352	262	99	361	111
1364	3302	4666	4024	729	4753	3015	1578	4653	3406	1418	4824	C.B. 1
												C.B. 2
												C.B. 3
												C.B. 4
												C.B. 5
												C.B. 6
5970	21981	27951	22954	5501	28455	17944	9919	27923	18341	10549	28890	TOTAL
												TOTAL SECTION 1

STATE PROPOSALS

PROPOSAL K PROPOSAL TO GRANT AUTHORITY TO COURTS TO DENY BAIL UNDER CERTAIN CIRCUMSTANCES INVOLVING VIOLENT CRIMES.			PROPOSAL M PROPOSAL TO ALLOCATE AT LEAST 90% OF GAS TAX REVENUES FOR GENERAL ROAD PURPOSES AND THE REMAINDER FOR OTHER TRANSPORTATION PURPOSES AND TO REPLACE STATE HIGHWAY COMMISSION WITH A TRANSPORTATION COMMISSION.			PROPOSAL R PROPOSAL TO AUTHORIZE CREATION OF A RAILROAD REDEVELOPMENT AUTHORITY TO MAKE LOANS TO RAILROADS WITH TRACKAGE IN MICHIGAN AND TO AUTHORIZE AUTHORITY TO ISSUE GENERAL OBLIGATION BONDS IN AMOUNT NOT TO EXCEED 175 MILLION DOLLARS.			YES	NO	TOTAL
YES	NO	TOTAL	YES	NO	TOTAL	YES	NO	TOTAL	YES	NO	TOTAL
67	11	78	41	40	81	25	51	76			
234	35	269	125	133	258	99	151	250			
363	50	413	187	212	399	153	241	394			
280	47	327	151	175	326	101	220	321			
371	51	422	178	224	402	151	256	407			
477	66	543	240	291	531	209	312	519			
156	25	181	80	97	177	66	107	173			
282	47	329	155	167	322	123	193	316			
325	63	388	173	200	373	148	228	376			
399	64	463	204	245	449	160	270	430			
373	66	439	217	210	427	173	242	415			
471	66	537	216	313	529	201	322	523			
494	76	570	249	305	554	210	336	546			
599	48	647	166	159	325	134	188	322			
212	37	249	112	132	244	105	138	243			
434	77	511	238	259	497	187	300	487			
625	91	716	311	390	701	249	450	699			
390	70	460	208	244	452	160	288	448			
388	63	451	208	230	438	150	279	429			
397	62	459	227	225	452	177	270	447			
194	27	221	119	96	215	71	138	209			
320	31	351	178	171	349	115	225	340			
246	44	290	144	142	286	99	182	281			
356	60	416	203	208	411	165	238	403			
280	41	321	137	182	319	122	191	313			
273	46	319	128	186	314	117	186	303			
310	45	355	144	202	346	130	214	344			
422	55	477	196	268	464	171	283	454			
243	46	289	116	166	282	105	173	278			
381	54	435	172	239	411	150	266	416			
560	90	650	281	343	624	230	386	616			
376	62	438	159	261	420	144	272	416			
326	51	377	177	190	367	142	222	364			
192	25	217	96	114	210	68	142	210			
498	78	576	262	309	571	216	354	570			
786	53	839	242	294	536	212	312	524			
353	60	413	185	228	413	144	266	410			
520	61	581	241	299	540	211	328	539			
305	65	370	158	200	358	136	213	349			
261	48	309	143	152	295	105	194	299			
475	66	541	278	265	543	210	317	527			
279	36	315	143	170	313	91	217	308			
170	33	203	88	110	198	74	119	193			
408	59	467	195	265	460	189	266	455			
509	71	580	288	275	563	219	344	563			
287	39	326	136	185	321	138	179	317			
466	70	536	222	309	531	189	334	523			
513	70	583	258	315	573	242	322	564			
198	31	229	97	132	229	70	151	221			
336	61	397	173	218	391	128	259	387			
319	41	360	152	204	356	120	232	352			
280	51	331	154	172	326	139	187	326			
313	33	346	120	123	243	98	144	242			
431	54	485	193	285	478	160	313	473			
296	50	346	143	197	340	109	230	339			
324	50	374	178	195	373	137	229	366			
313	52	365	139	214	353	131	220	351			
292	56	348	170	173	343	129	211	340			
299	55	354	154	192	346	120	221	341			
4639	359	4398	2748	1867	4615	1753	2768	4521			
24357	3494	27851	13196	14367	27563	10278	16890	27168			

NAMES OF TOWNSHIPS AND ELECTION DISTRICTS
MACOMB SECTION 1
DISTRICT 25

- CITY OF WARREN-46A
- 46B
- 53
- 54
- 55
- 56
- 57
- 58
- 59
- 60
- 61
- 62
- 63
- 64
- 65
- 66
- 67
- 76
- 77
- 78
- 79
- 80A
- 80X
- 81
- 82
- 82A
- 83
- 84
- 85
- 85A
- 86
- 87
- 88
- 89
- 90
- 91
- 92
- 93
- 94
- 95
- 96
- 97
- 98 99
- 99 98
- 99A
- 100
- 101
- 102
- 103
- 103A
- 104
- 105
- 105A
- 106
- 107
- 108
- 109
- 110
- 111
- C.B. 1
- C.B. 2
- C.B. 3
- C.B. 4
- C.B. 5
- C.B. 6
- TOTAL

TOTAL SECTION 1

STATEMENT OF VOTES, GENERAL ELECTION, TUESDAY, NOVEMBER 7th, 1978

GOVERNOR & LIEUTENANT GOVERNOR				SECRETARY OF STATE				NAMES OF TOWNSHIPS AND ELECTION DISTRICTS	POLL BOOK TOTALS
WILLIAM B. FITZGERALD OLIVIA P. MAYNARD DEM.	WILLIAM G. MILLIKEN JAMES H. BRICKLEY REP.	TOTALS	RICHARD H. AUSTIN DEM.	MELVIN L. LARSEN REP.	TOTALS	MACOMB DISTRICT 26			
477	147	304	451	273	177	447	Bruce-1A		
731	359	341	700	471	212	683	Chesterfield-1		
729	349	333	682	455	211	666	2		
554	271	249	520	335	157	492	3		
514	247	245	492	323	144	467	4		
686	243	422	665	401	228	629	5		
445	207	215	422	285	127	412	6		
284	135	145	280	173	103	276	C.B. A		
315	139	168	307	196	105	301	C.B. B		
4258	1950	2118	4068	2629	1287	3926	TOTAL		
373	142	216	358	224	134	348	Harrison-9		
361	150	199	349	213	131	344	10		
734	292	415	707	437	255	692	TOTAL		
494	212	266	478	289	176	465	Lenox-1		
650	365	250	616	443	133	576	2		
114	55	56	112	65	38	103	TOTAL CB		
1258	622	592	1206	797	347	1144	TOTAL		
613	259	317	576	311	222	533	Macomb-1		
755	323	405	728	408	276	684	2		
1312	577	690	1267	806	421	1227	3		
303	123	177	300	159	135	294	C.B.		
2983	1282	1589	2871	1684	1054	2738	TOTAL		
488	189	289	471	244	209	453	Ray-1		
437	267	251	518	309	177	486	2		
925	449	540	989	553	386	939	TOTAL		
651	267	364	631	357	259	610	Richmond 1		
67	30	34	64	40	24	64	CB		
718	297	398	695	391	283	674			
482	165	301	467	264	176	440	Shelby-1		
339	143	179	322	187	113	300	2		
594	291	285	576	397	149	546	3		
396	195	190	385	244	115	359	4		
493	175	298	473	292	170	462	5		
674	328	323	651	436	183	619	6		
482	162	303	465	236	214	450	7		
586	191	384	575	321	230	551	8		
299	126	160	286	189	84	273	9		
701	284	401	685	444	198	642	10		
514	226	271	497	308	150	458	11		
709	224	467	691	413	244	657	12		
535	190	327	517	309	186	495	13		
715	255	436	691	422	234	656	14		
492	176	294	470	275	174	449	15		
349	113	226	339	202	122	324	16		
318	123	177	300	177	109	286	17		
501	121	368	489	248	213	461	18		
341	87	242	329	188	131	319	19		
362	149	205	354	212	119	331	20		
290	91	173	264	165	85	250	21		
509	157	302	459	292	188	480	22		
426	124	292	416	241	168	409	C.B. 1		
503	223	261	485	298	177	475	C.B. 2		
366	126	223	349	223	132	355	C.B. 3		
350	129	211	340	188	144	332	TOTAL CB4		
12,306	4574	7299	11875	7171	4208	11,379	Total		
23659	9623	13235	22862	13945	7994	21939	SUB-TOTAL SECTION 2 A		

Continued on Section 2 (B)

STATEMENT OF VOTES, GENERAL ELECTION, TUESDAY, NOVEMBER 7th, 1978

2	ATTORNEY GENERAL				UNITED STATES SENATOR			
	DEM.	REP.	AIP	TOTALS	DEM.	REP.	TOTALS	
NAMES OF TOWNSHIPS AND ELECTION DISTRICTS	FRANK J. KELLEY	STEPHEN C. BRANSDORFER	JAMES E. WELLS		CARL LEVIN	ROBERT P. GRIFFIN		
MACOMB DISTRICT 26								
Bruce-1A	262	171	2	435	198	255	453	
Chesterfield-1	499	159	6	664	405	300	705	
2	508	146	7	661	388	300	688	
3	357	118	11	486	291	224	515	
4	335	124	1	460	244	246	490	
5	417	201	9	627	307	363	670	
6	319	86	5	409	238	189	427	
C.B.	209	54	2	265	149	123	272	
C.B.	237	79	3	303	150	153	305	
TOTAL	2864	967	44	3875	2172	1900	4072	
Harrison-9	236	101	4	341	191	167	358	
10	225	104	1	330	187	165	352	
TOTAL	461	205	5	671	378	332	710	
Lenox-1	316	139	3	458	205	260	465	
2	436	114	1	551	380	216	597	
TOTAL CB	71	30	1	102	59	49	108	
TOTAL	823	283	5	1111	644	525	1170	
Macomb-1	355	163	7	525	244	321	565	
2	456	209	9	674	350	356	707	
3	863	330	8	1201	683	581	1264	
C.B.	204	89	5	298	122	171	293	
TOTAL	1878	791	29	2698	1399	1429	2829	
Ray-1	287	161	4	452	209	259	468	
2	337	134	6	477	267	237	504	
TOTAL	624	295	10	929	476	496	972	
Richmond	386	220	2	608	285	337	622	
	45	19	0	64	30	35	65	
	431	239	2	672	315	372	687	
Shelby-1	285	145	2	432	206	253	460	
2	205	85	2	292	173	147	317	
3	421	118	5	544	351	221	572	
4	262	87	2	351	205	166	371	
5	295	157	4	456	232	252	474	
6	269	131	3	403	200	263	463	
7	282	156	3	441	203	264	467	
8	357	187	5	543	243	327	570	
9	204	61	4	269	151	137	282	
10	479	148	9	636	349	326	675	
11	342	120	4	466	293	199	492	
12	445	199	5	649	294	397	692	
13	336	147	7	490	223	296	519	
14	457	195	7	659	312	381	693	
15	295	141	5	441	201	262	463	
16	215	99	3	317	149	187	336	
17	204	73	4	281	144	158	302	
18	272	181	6	459	179	303	482	
19	199	108	3	310	183	205	328	
20	234	96	4	334	174	173	347	
21	165	76	0	241	119	145	264	
22	272	194	4	470	216	284	500	
C.B. 1	255	148	5	408	163	256	419	
C.B. 2	330	129	10	469	250	227	477	
C.B. 3	237	105	5	347	174	174	348	
TOTAL 4	229	98	1	328	136	203	339	
TOTAL	7740	3384	122	11246	5633	6197	11832	
SUB-TOTAL SECTION 2 A	15083	6335	219	21637	11215	11506	22725	
Continued on Section 2 (B)								

STATEMENT OF VOTES, GENERAL ELECTION, TUESDAY, NOVEMBER 7th, 1978

Repres't've in Congress				12th	District	Repres't've in Congress				District	3
DEM.	REP.					DEM.	REP.			TOTALS	NAMES OF TOWNSHIPS AND ELECTION DISTRICTS MACOMB SECTION 2 (A) DISTRICT 26
DAVID E. BONIOR	KIRBY HOLMES			TOTALS					TOTALS		
184	254			438							Bruce-1A
465	258			663							Chesterfield-1
378	281			659							2
276	202			478							3
242	231			473							4
342	291			633							5
230	169			399							6
114	162			276							C.B.
155	146			301							C.B.
2142	1740			3882							TOTAL
199	137			336							Harrison-9
205	130			335							10
464	267			671							TOTAL
188	270			458							Lenox-1
372	199			571							2
56	50			106							TOTAL CB
616	519			1135							TOTAL
216	343			559							Macomb-1
244	340			684							2
658	525			1183							3
114	179			293							C.B.
1332	1387			2719							TOTAL
198	251			449							Ray-1
234	265			489							2
422	516			938							TOTAL
236	374			610							Richmond
21	41			62							
259	415			672							
181	274			455							Shelby-1
136	176			312							2
310	252			562							3
178	192			370							4
188	272			460							5
360	290			600							6
177	275			452							7
226	329			555							8
134	134			268							9
324	315			639							10
234	234			468							11
233	425			658							12
300	294			494							13
269	401			668							14
176	284			460							15
142	183			325							16
145	149			294							17
159	320			479							18
109	207			316							19
158	185			343							20
109	143			252							21
192	271			463							22
134	274			408							C.B. 1
205	207			412							C.B. 2
154	202			356							C.B. 3
126	216			342							TOTAL CB4
4957	6454			11411							TOTAL
10314	11552			21866							SUB-TOTAL SECTION 2 A
											Continued on Section 2 (B)

STATEMENT OF VOTES, GENERAL ELECTION, TUESDAY, NOVEMBER 7th, 1978

4	Repres't'Ve in Congress _____ District					Repres't'Ve in Congress _____ District				
	DEM.	REP.			TOTALS	DEM.	REP.			TOTALS
NAMES OF TOWNSHIPS AND ELECTION DISTRICTS MACOMB SECTION 2 (A) DISTRICT 26										
Bruce-1A										
Chesterfield-1										
2										
3										
4										
5										
6										
C.B.										
C.B.										
TOTAL										
Harrison-9										
10										
TOTAL <i>CB</i>										
TOTAL										
Lenox-1										
2										
TOTAL <i>CB</i>										
Macomb-1										
2										
3										
C.B.										
TOTAL										
Ray-1										
2										
TOTAL										
Richmond										
Shelby-1										
2										
3										
4										
5										
6										
7										
8										
9										
10										
11										
12										
13										
14										
15										
16										
17										
18										
19										
20										
21										
22										
C.B. 1										
C.B. 2										
C.B. 3										
TOTAL										
SUB-TOTAL SECTION 2 A										
Continued on Section 2 (B)										

STATEMENT OF VOTES, GENERAL ELECTION, TUESDAY, NOVEMBER 7th, 1978

STATE SENATOR _____ 9th DISTRICT				STATE SENATOR _____ DISTRICT				5
THOMAS GUASTELLO DEM.	WILLIAM R. ELDRIDGE REP.		TOTALS	DEM.	REP.	TOTALS	NAMES OF TOWNSHIPS AND ELECTION DISTRICTS	
195	227		422				Bruce-1A	
195	227		422					
387	237		624				Chesterfield-1	
368	249		617				2	
297	149		446				3	
282	170		452				4	
326	275		601				5	
225	157		376				6	
127	127		254				C.B.	
153	140		293				C.B.	
2165	1498		3663				TOTAL	
151	169		320				Harrison-9	
169	148		317				10	
320	317		637				TOTAL	
215	220		435				Lenox-1	
367	173		540				2	
48	52		100				TOTAL C.B.	
630	445		1075				TOTAL	
246	246		492				Macomb-1	
340	317		657				2	
630	497		1127				3	
126	157		283				C.B.	
1342	1217		2559				TOTAL	
195	247		442				Ray-1	
240	216		456				2	
435	463		898				TOTAL	
278	320		598				Richmond	
31	32		63					
309	352		661					
201	224		425				Shelby-1	
155	134		289				2	
311	217		528				3	
209	144		353				4	
193	242		435				5	
377	211		586				6	
186	278		464				7	
242	290		532				8	
160	96		256				9	
364	257		621				10	
244	212		456				11	
314	334		648				12	
220	251		471				13	
350	292		642				14	
218	226		444				15	
169	138		307				16	
154	126		280				17	
200	249		449				18	
145	148		293				19	
172	148		320				20	
123	111		234				21	
188	252		440				22	
156	240		396				C.B. 1	
198	263		461				C.B. 2	
139	200		339				C.B. 3	
123	200		323				C.B. 4	
5509	5453		10962				TOTAL	
10905	9972		20877				SUB-TOTAL SECTION 2 A	
							Continued on Section 2 (B)	

STATEMENT OF VOTES, GENERAL ELECTION, TUESDAY, NOVEMBER 7th, 1978

6	STATE SENATOR _____ DISTRICT					STATE SENATOR _____ DISTRICT					
	DEM.	REP.			TOTALS	DEM.	REP.			TOTALS	
NAMES OF TOWNSHIPS AND ELECTION DISTRICTS MACOMB SECTION 2 (A) DISTRICT 26											
Bruce-1A											
Chesterfield-1											
2											
3											
4											
5											
6											
C.B.											
C.B.											
TOTAL											
Harrison-9											
10											
TOTAL											
Lenox-1											
2											
TOTAL											
Macomb-1											
2											
3											
C.B.											
TOTAL											
Ray-1											
2											
TOTAL											
Richmond											
Shelby-1											
2											
3											
4											
5											
6											
7											
8											
9											
10											
11											
12											
13											
14											
15											
16											
17											
18											
19											
20											
21											
22											
C.B. 1											
C.B. 2											
C.B. 3											
TOTAL											
SUB-TOTAL SECTION 2 A											
Continued on Section 2 (B)											

STATEMENT OF VOTES, GENERAL ELECTION, TUESDAY, NOVEMBER 7th, 1978

Repres't'ive in State Legislature <u>26th</u> District				Repres't'ive in State Legislature _____ District				7
DEM.	REP.		TOTALS	DEM.	REP.		TOTALS	NAMES OF TOWNSHIPS AND ELECTION DISTRICTS
KENNETH J. BEAUSSEART	LARRY LICK							MACOMB DISTRICT 26 SECTION 2 (A)
202	215		417					Bruce-1A
61	136		197					CB
263	351		614					TOTAL
388	235		623					Chesterfield-1
382	252		634					2
271	186		457					3
274	177		451					4
329	277		606					5
258	128		386					6
156	99		254					C.B.
167	127		294					C.B.
2225	1480		3705					TOTAL
166	140		306					Harrison-9
183	126		309					10
67	81		148					C.B. TOTAL
416	347		763					TOTAL
265	227		432					Lenox-1
342	188		530					2
54	50		104					TOTAL CB
601	465		1066					TOTAL
297	241		538					Macomb-1
339	316		655					2
676	468		1138					3
132	147		279					C.B.
1438	1172		2610					TOTAL
234	209		443					Ray-1
258	221		479					2
492	430		922					TOTAL
295	298		593					Richmond
33	25		58					C.B.
328	323		651					TOTAL
225	200		425					Shelby-1
166	130		296					2
384	150		534					3
204	140		344					4
236	207		443					5
385	181		566					6
214	225		439					7
260	268		528					8
150	91		241					9
342	276		618					10
260	191		451					11
282	344	1	627					12
235	249		484					13
309	331		640					14
194	222		416					15
140	164		304					16
153	125		278					17
167	290		457					18
135	157		292					19
184	138		322					20
134	103		237					21
215	238		453					22
176	208		384					C.B. 1
250	205	1	456					C.B. 2
178	161		339					C.B. 3
136	176		312					TOTAL C.B. 4
3714	5170	2	10886					TOTAL
1147	938	2	2127					SUB-TOTAL SECTION 2 A
								Continued on Section 2 (B)

STATEMENT OF VOTES, GENERAL ELECTION, TUESDAY, NOVEMBER 7th, 1978

8	Repres't'Ve in State Legislature _____ District					Repres't'Ve in State Legislature _____ District				
	DEM.	REP.			TOTALS	DEM.	REP.			TOTALS
NAMES OF TOWNSHIPS AND ELECTION DISTRICTS MACOMB DISTRICT 26 SECTION 2 (A)										
Bruce-1A										
Chesterfield-1										
2										
3										
4										
5										
6										
C.B.										
C.B.										
TOTAL										
Harrison-9										
10										
TOTAL										
Lenox-1										
2										
TOTAL CB										
TOTAL										
Macomb-1										
2										
3										
C.B.										
TOTAL										
Ray-1										
2										
TOTAL										
Richmond										
Shelby-1										
2										
3										
4										
5										
6										
7										
8										
9										
10										
11										
12										
13										
14										
15										
16										
17										
18										
19										
20										
21										
22										
C.B. 1										
C.B. 2										
C.B. 3										
TOTAL										
SUB-TOTAL SECTION 2 A										
Continued on Section 2 (B)										

STATEMENT OF VOTES, GENERAL ELECTION, TUESDAY, NOVEMBER 7th, 1978

THE STATE BOARD OF EDUCATION					REGENTS OF THE UNIVERSITY OF MICHIGAN					9		
MALCOLM G. DADE, JR. DEM.	ANNETTA MILLER DEM.	BARBARA DUMOUCHELLE REP.	SILVERENIA G. KANOYTON REP.	TOTALS	PAUL BROWN DEM.	JAMES L. WATERS DEM.	JOHN R. AXE REP.	GILBERT E. BURSLEY REP.	TOTALS	NAMES OF TOWNSHIPS AND ELECTION DISTRICTS		
133	197	234	167	731	171	153	175	181	680	MACOMB DISTRICT 26 SECTION 2 (A)		
										Bruce-1A		
				731					680			
294	392	226	161	1073	333	326	169	164	992	Chesterfield-1		
312	365	216	170	1063	340	334	169	178	1021	2		
229	285	163	114	791	249	251	124	128	752	3		
217	266	165	130	778	246	240	120	138	744	4		
230	297	268	204	999	226	262	213	225	956	5		
189	226	133	105	653	216	205	103	104	628	6		
107	149	104	65	425	117	110	98	89	414	C.B.		
139	152	132	88	511	145	138	111	105	499	C.B.		
1717	2132	1407	1037	6293	1902	1866	1107	1131	6006	TOTAL		
126	175	154	115	570	158	151	113	121	543	Harrison-9		
141	174	142	106	563	173	151	106	109	539	10		
267	349	296	221	1133	331	302	219	230	1083	TOTAL		
171	233	201	154	759	212	192	163	180	747	Lenox-1		
316	350	154	116	936	324	313	121	125	883	2		
50	57	42	35	184	49	47	36	36	168	TOTAL CB		
537	640	397	305	1879	585	552	320	341	1798	TOTAL		
197	258	217	184	856	214	209	180	190	793	Macomb-1		
281	336	268	216	1101	314	291	224	229	1058	2		
533	641	476	376	2026	586	569	384	397	1936	3		
120	140	139	106	505	123	124	107	104	458	C.B.		
1131	1375	1100	882	4488	1237	1193	895	920	4245	TOTAL		
162	194	200	166	722	182	159	174	185	700	Ray-1		
200	254	206	161	821	223	218	165	174	780	2		
362	448	406	327	1543	405	377	339	359	1480	TOTAL		
244	284	294	250	1072	269	256	257	257	1039	Richmond		
22	30	34	20	106	31	23	16	26	96			
266	314	328	270	1178	300	279	273	283	1135			
146	202	220	171	739	173	166	169	191	699	Shelby-1		
131	157	111	93	492	144	135	95	96	470	2		
289	328	185	143	945	305	285	154	141	885	3		
146	192	136	88	562	178	161	94	104	537	4		
154	201	209	162	726	186	166	152	177	681	5		
310	368	213	156	1047	347	324	159	169	999	6		
137	181	228	176	722	177	150	178	197	702	7		
172	250	281	218	921	215	196	208	231	850	8		
112	136	110	80	438	133	130	80	90	433	9		
250	328	276	207	1061	298	288	209	225	1020	10		
195	244	167	138	744	224	202	140	150	716	11		
210	280	224	270	984	259	223	248	223	1023	12		
164	223	240	188	815	194	183	168	195	740	13		
232	301	301	233	1067	276	262	233	242	1013	14		
144	210	222	168	744	188	171	168	170	697	15		
104	133	156	111	504	127	114	109	124	474	16		
120	152	116	77	465	136	107	76	106	425	17		
130	168	247	214	759	161	141	210	220	732	18		
76	108	162	119	467	95	85	118	129	427	19		
121	165	149	111	546	147	138	108	122	515	20		
85	124	117	86	412	107	97	91	100	395	21		
136	179	259	208	782	173	160	196	219	748	22		
117	157	219	154	647	125	123	194	192	634	C.B. 1		
190	240	204	123	757	216	189	139	166	710	C.B. 2		
128	174	168	97	567	136	234	134	140	644	C.B. 3		
105	134	159	121	519	120	115	133	146	514	TOTAL C.B. 4		
4104	5335	5079	3912	18430	4840	4545	3963	4335	17683	TOTAL		
8517	10790	9247	7121	2	35677	9777	9267	7291	7780	1	34110	SUB-TOTAL SECTION 2 A
Continued on Section 2 (B)												

STATEMENT OF VOTES, GENERAL ELECTION, TUESDAY, NOVEMBER 7th, 1978

10	THE BOARD OF TRUSTEES OF MICHIGAN STATE UNIVERSITY					THE BOARD OF GOVERNORS OF WAYNE STATE UNIVERSITY					TOTALS
	DEM. CAROLE LICK	DEM. BARBARA J. SAWYER	REP. PAUL V. GADOLA	REP. MARY P. SHARP	TOTALS	DEM. LEON H. ATCHISON	DEM. MAX J. PINCUS	REP. JAMES R. HALEY	REP. LAURA REYES KOPACK	TOTALS	
MACOMB SECTION 2 (A) DISTRICT 26											
Bruce-1A	162	163	170	190	685	152	153	185	166	656	
Chesterfield-1	307	335	179	192	1013	312	302	186	183	983	
2	321	317	187	195	1020	303	298	192	195	988	
3	248	242	125	152	767	242	232	144	135	753	
4	213	246	137	145	741	219	221	159	137	736	
5	253	253	220	237	963	235	241	230	216	922	
6	199	210	104	120	633	183	184	123	118	608	
C.B.	107	124	90	91	412	104	117	93	92	406	
C.B.	131	137	116	107	491	127	128	125	104	484	
TOTAL	1779	1864	1158	1239	6040	1725	1723	1252	1180	5880	
Harrison-9	148	156	129	110	543	139	139	132	125	535	
10	163	164	104	117	548	143	145	123	115	526	
TOTAL	311	320	233	227	1091	282	284	255	240	1061	
Lenox-1	208	208	165	174	755	192	175	173	181	721	
2	320	327	124	125	896	311	305	137	121	874	
TOTAL C.B.	46	52	41	34	173	45	42	38	40	165	
TOTAL	574	587	330	333	1824	548	522	348	342	1760	
Macomb-1	203	207	189	202	801	205	175	200	197	777	
2	297	313	222	244	1076	280	285	243	241	1049	
3	550	572	413	421	1956	523	522	451	423	1919	
C.B.	122	127	112	118	479	116	113	117	118	464	
TOTAL	1172	1219	936	985	4312	1124	1095	1011	979	4209	
Ray-1	185	166	187	180	718	164	144	190	186	684	
2	225	201	177	191	794	203	197	179	179	757	
TOTAL	410	367	364	371	1512	367	341	369	364	1441	
Richmond	245	261	262	275	1043	256	245	270	261	1032	
	29	30	21	22	102	24	22	24	25	95	
	274	291	283	297	1145	280	267	294	286	1127	
Shelby-1	168	166	200	188	722	153	168	199	183	703	
2	139	146	100	100	485	126	131	110	95	462	
3	285	299	157	165	896	280	266	170	162	878	
4	168	172	106	111	557	156	144	107	119	526	
5	159	175	179	195	708	172	155	184	171	682	
6	316	341	175	181	1013	309	302	190	187	988	
7	158	164	195	197	714	141	156	201	198	696	
8	191	212	237	233	873	186	190	248	225	849	
9	114	132	92	99	437	115	114	89	95	413	
10	278	287	243	231	1039	269	265	242	232	1008	
11	204	215	143	160	722	185	183	164	159	691	
12	224	233	293	295	1045	204	220	309	271	1004	
13	190	178	185	200	753	170	170	197	197	734	
14	254	262	266	255	1037	245	238	259	260	1002	
15	170	175	178	189	712	160	170	186	170	686	
16	107	104	134	142	487	116	105	122	123	466	
17	114	116	105	105	440	109	103	106	112	430	
18	156	143	230	223	752	129	142	238	215	724	
19	81	88	136	128	433	85	87	133	111	416	
20	132	141	128	132	533	131	134	134	115	514	
21	96	99	103	102	400	86	88	105	109	388	
22	147	153	222	215	737	142	152	224	205	723	
C.B. 1	120	135	200	175	630	119	111	209	185	624	
C.B. 2	195	197	167	156	715	200	204	156	155	715	
C.B. 3	123	154	148	134	559	132	131	141	142	546	
TOTAL C.B. 4	109	116	148	139	512	96	103	156	142	497	
TOTAL	4398	4593	4470	4450	17911	4216	4232	4579	4338	17365	
SUB-TOTAL SECTION 2 A	9080	9404	7944	8092	34520	8694	8617	8293	7895	33499	
Continued on Section 2 (B)											

STATEMENT OF VOTES, GENERAL ELECTION, TUESDAY, NOVEMBER 7th, 1978

Justices of the Supreme Court TERM ENDING 1/1/1987 - TWO TO BE ELECTED					Judge of the Court of Appeals 2nd District TERM ENDING 1-1-1985 ONE TO BE ELECTED			21
ALICE L. GILBERT	GARY R. McDONALD	JAMES L. RYAN	G. MENNEN WILLIAMS	TOTALS	WALTER P. CYNAR	E. THOMAS FITZGERALD	TOTALS	NAMES OF TOWNSHIPS AND ELECTION DISTRICTS MACOMB SECTION 2 (A) DISTRICT 26
180	88	195	225	688	217	119	336	Bruce-1A
180	88	195	225	688	217	119	336	
235	172	239	337	983	331	165	496	Chesterfield-1
144	155	307	321	927	306	201	507	2
98	71	208	260	637	247	115	362	3
131	75	154	277	637	229	134	363	4
188	138	282	355	953	331	162	493	5
133	124	150	209	616	211	112	323	6
94	84	137	171	486	183	74	257	C.B.
90	87	189	191	557	222	71	293	C.B.
113	89	166	212	579	206	103	309	TOTAL
100	96	171	159	526	164	111	275	Harrison-9
80	58	149	188	475	176	76	252	10
180	154	320	41	1001	340	189	529	TOTAL
134	87	142	238	601	196	115	311	Lenox-1
197	136	131	207	671	229	147	376	2
34	36	49	65	184	78	21	99	TOTAL CB
265	259	328	510	1456	503	289	792	TOTAL
147	101	206	290	744	289	138	427	Macomb-1
194	178	278	310	960	411	105	516	2
279	285	593	561	1718	519	457	976	3
181	74	193	169	537	226	59	285	C.B.
111	63	140	130	395	145	115	260	TOTAL
131	107	207	214	659	247	113	360	Ray-1
105	98	196	260	659	274	111	385	2
236	205	403	414	1318	521	284	805	TOTAL
126	112	272	314	824	282	142	424	Richmond
28	9	37	42	116	45	10	55	
154	121	309	356	940	321	152	473	
133	93	195	196	617	209	105	314	Shelby-1
76	79	151	147	453	126	96	222	2
98	100	237	316	751	266	111	377	3
115	59	140	199	513	139	118	257	4
149	108	219	215	691	225	107	332	5
220	170	215	257	862	284	125	409	6
127	103	202	208	640	211	106	317	7
196	103	261	235	795	242	146	388	8
73	54	126	159	412	132	71	203	9
191	125	272	345	933	269	196	465	10
139	107	173	224	643	195	127	322	11
204	150	316	321	991	291	181	472	12
166	87	248	222	723	190	149	339	13
211	140	303	308	962	293	173	466	14
128	118	198	238	682	233	112	345	15
99	71	151	177	498	144	89	233	16
77	62	146	144	429	140	81	221	17
150	89	229	219	687	203	134	342	18
105	68	165	167	505	158	61	219	19
101	88	149	167	505	165	81	246	20
81	54	118	121	374	114	65	179	21
156	97	121	227	701	217	109	326	22
176	122	241	207	746	269	97	366	C.B. 1
172	132	274	303	881	307	133	440	C.B. 2
141	98	211	206	656	233	100	333	C.B. 3
123	92	194	191	600	222	74	296	TOTAL CB4
260	256	535	571	1125	548	294	842	TOTAL
56	49	98	110	324	118	57	175	SUB-TOTAL SECTION 2 A
56	49	98	110	324	118	57	175	Continued on Section 2 (B)

STATEMENT OF VOTES, GENERAL ELECTION, TUESDAY, NOVEMBER 7th, 1978

22	Judge of the Circuit Court <u>16th</u> Circuit TERM ENDING <u>1-1-1985</u> TWO TO BE ELECTED				Judge of the Circuit Court _____ Circuit TERM ENDING _____ TO BE ELECTED			
	FRANK E. JEANNETTE	KENNETH N. SANBORN		TOTALS				TOTALS
MACOMB DISTRICT 26								
Bruce-1A	246	196		442				
	246	196		442				
Chesterfield-1	402	255		657				
2	382	261		643				
3	285	197		482				
4	293	198		491				
5	377	270		647				
6	224	181		405				
C.B.	214	210		424				
C.B.	262	235	1	498				
TOTAL	439	401	1	841				
Harrison-9	207	167		374				
10	218	158		376				
TOTAL	425	325		750				
Lenox-1	257	179		436				
2	295	207		502				
TOTAL CB	87	70		157				
TOTAL	139	150		289				
Macomb-1	338	283		621				
2	439	390		829				
3	691	599		1290				
C.B.	248	224		472				
TOTAL	1116	1496		2612				
Ray-1	375	243		618				
2	303	194		497				
TOTAL	518	437		955				
Richmond	336	264		600				
	48	39		87				
	384	303		687				
Shelby-1	334	135		469				
2	177	90		267				
3	293	135		428				
4	180	108		288				
5	229	146		375				
6	297	169		466				
7	225	151		376				
8	387	190		577				
9	144	73		217				
10	347	229		576				
11	243	127		370				
12	325	201		526				
13	232	151		383				
14	344	224		568				
15	249	154		403				
16	166	114		280				
17	168	97		265				
18	253	152		405				
19	163	95		258				
20	177	119		296				
21	120	88		208				
22	208	157		365				
C.B. 1	313	274		587				
C.B. 2	357	308	2	667				
C.B. 3	249	235		484				
TOTAL CBY	242	207		449				
Total	6222	4182	2	10404				
SUB-TOTAL SECTION 2 A	12649	9149	3	21801				
Continued on Section 2 (B)				21801				

STATEMENT OF VOTES, GENERAL ELECTION, TUESDAY, NOVEMBER 7th, 1978

Judge of the District Court <u>41A</u> District TERM ENDING <u>12-31-1982</u> ONE TO BE ELECTED				Judge of the District Court <u>41B</u> District TERM ENDING <u>12-31-1984</u> ONE TO BE ELECTED				25
JACQUELINE D. NANNI	KENNETH J. KOSNIC		TOTALS	JOHN G. ROSKOPP		TOTALS	NAMES OF TOWNSHIPS AND ELECTION DISTRICTS SECTION 2 (A) MACOMB DISTRICT 26	
							Bruce-1A	
							Chesterfield-1	
							2	
							3	
							4	
							5	
							6	
							C.B.	
							C.B.	
							TOTAL	
				207		207	Harrison-9	
				209		209	10	
				416		416	TOTAL	
							Lenox-1	
							2	
							TOTAL	
189	161		350				Macomb-1	
242	202		444				2	
499	338		837				3	
144	125		269				C.B.	
1074	826		1900				TOTAL	
							Ray-1	
							2	
							TOTAL	
							Richmond	
150	151		301				Shelby-1	
112	116		228				2	
170	223		393				3	
134	124		258				4	
178	135		313				5	
150	240		390				6	
170	148		318				7	
224	182		406				8	
296	107		203				9	
277	189		466				10	
173	162		335				11	
234	229		463				12	
176	166		342				13	
220	245		465				14	
198	154		352				15	
99	133		232				16	
104	105		209				17	
191	176		367				18	
98	119		217				19	
114	138		252				20	
97	79		176				21	
139	177		316				22	
175	207		382				C.B. 1	
217	217		434				C.B. 2	
170	160		330				C.B. 3	
156	150		306				TOTAL C.B.	
4222	4232		8454				1034	
5296	5058		10354	416		416	SUB-TOTAL SECTION 2 A	
							Continued on Section 2 (B)	

STATEMENT OF VOTES, GENERAL ELECTION, TUESDAY, NOVEMBER 7th, 1978

Judge of the Probate Court _____ District _____ TERM ENDING 1-1-1985 ONE TO BE ELECTED				Judge of the Probate Court _____ District _____ TERM ENDING 1-1-1983 ONE TO BE ELECTED				23	
JAMES F. NOWICKI			TOTALS	GEORGE E. MONTGOMERY	LAWRENCE P. ZATKOFF		TOTALS	NAMES OF TOWNSHIPS AND ELECTION DISTRICTS MACOMB SECTION 2 (A) DISTRICT 26	
253			253	103	123		286	Bruce-1A	
400				197	239		436	Chesterfield-1	
390				151	266		417	2	
289				134	188		322	3	
284				108	200		308	4	
387				152	277		429	5	
257				115	170		285	6	
214				89	151		240	C.B.	
262	1			100	172		272	C.B.	
T- 2483	1		2484	1046	1663		2709	TOTAL	
113				90	152		242	Harrison-9	
211				90	149		239	10	
T- 424			424	180	301		481	TOTAL	
226				101	165		266	Lenox-1	
268				164	145		309	2	
85				28	63		91	TOTAL CB	
T- 579			579	292	373		666	TOTAL	
293				107	245		352	Macomb-1	
390				193	264		457	2	
667				233	541		774	3	
244				96	172		268	C.B.	
T- 1594			1594	629	1222		1851	TOTAL	
279				104	197		301	Ray-1	
291				136	182		318	2	
T- 570			570	240	379		619	TOTAL	
332				161	211		372	Richmond	
45				30	25		55		
T- 377			377	191	236		427		
213				140	119		259	Shelby-1	
155				67	138		205	2	
278				208	117		325	3	
177				67	158		225	4	
222				124	164		288	5	
308				215	174		359	6	
199				119	141		260	7	
277				139	199		338	8	
153				101	79		180	9	
329				185	205		390	10	
228				148	134		282	11	
315				173	230		403	12	
230				141	181		322	13	
323				188	227		415	14	
245				14	167		308	15	
185				84	121		205	16	
151				103	86		183	17	
237				105	177		282	18	
140				72	107		179	19	
178				88	123		211	20	
172				54	81		135	21	
320				116	156		272	22	
320				125	226		351	C.B. 1	
364	1			194	217		411	C.B. 2	
270				143	170		313	C.B. 3	
245				132	152		284	TOTAL CB 4	
T 6094	1		6095	3372	4013		7385	TOTAL	
12374	2		12376	6054	8370		14424	SUB-TOTAL SECTION 2 A	

Continued on Section 2 (B)

STATEMENT OF VOTES, GENERAL ELECTION, TUESDAY, NOVEMBER 7th, 1978

COMMUNITY COLLEGE TRUSTEES							27
SADIE BIALOCK	HARVEY R. DEAN	STEVEN DeLUCA	ODESSA KOMER	LEON M. KONIECZNY	STEVEN E. ZMUDA	TOTALS	NAMES OF TOWNSHIPS AND ELECTION DISTRICTS MACOMB DISTRICT 26 SECTION 2 (A)
126	147	120	114	80	75	662	Bruce-1A
235	238	230	147	130	106	1086	Chesterfield-1
125	248	195	179	140	121	1008	2
84	119	176	148	145	66	738	3
143	179	94	94	71	108	689	4
174	215	143	195	125	131	983	5
150	127	96	91	118	110	692	6
95	132	86	88	81	77	559	C.B.
122	169	108	89	99	97	685	C.B.
1128	1427	1128	1031	909	816	6440	TOTAL
81	138	118	91	63	68	559	Harrison-9
78	93	125	117	103	41	557	10
159	231	243	208	166	109	1116	TOTAL
83	115	83	140	101	97	619	Lenox-1
146	109	98	91	140	115	699	2
40	40	27	32	22	24	186	TOTAL C.B.
269	264	208	263	263	236	1504	TOTAL
124	213	157	163	104	107	873	Macomb-1
164	231	219	221	166	120	1121	2
290	357	319	361	309	279	1915	3
127	163	118	90	99	78	675	C.B.
705	964	813	835	678	584	4584	TOTAL
154	180	98	126	77	99	734	Roy-1
156	195	138	102	82	71	744	2
310	375	236	228	159	170	1478	TOTAL
121	160	196	180	137	85	879	Richmond
26	30	26	25	8	8	123	
147	190	222	205	145	93	1002	Total
115	178	117	123	47	38	618	Shelby-1
50	116	80	93	77	23	439	2
44	82	197	187	106	92	708	3
97	67	30	130	84	54	462	4
75	85	145	127	103	76	611	5
194	154	78	80	188	94	788	6
125	97	53	145	102	100	622	7
169	204	149	100	55	115	792	8
95	111	61	70	31	22	390	9
98	229	190	177	149	59	902	10
74	93	162	149	95	67	640	11
224	153	84	190	152	172	975	12
119	81	63	131	126	101	621	13
172	217	111	85	196	123	904	14
151	172	60	57	129	98	667	15
89	121	94	61	49	83	497	16
104	118	80	74	35	19	430	17
73	175	123	145	134	55	705	18
85	122	80	38	37	61	423	19
95	121	95	94	52	24	481	20
37	80	68	72	62	20	339	21
60	83	135	120	105	85	588	22
176	209	139	127	107	99	880	C.B. 1
220	256	180	188	121	108	1074	C.B. 2
171	172	121	107	100	73	744	C.B. 3
142	156	122	103	101	77	701	TOTAL C.B. 4
3054	3652	2817	2973	2543	1938	17001	Total
5898	7250	5787	5857	4943	4021	33787	SUB-TOTAL SECTION 2 A

Continued on Section 2 (B)

STATEMENT OF VOTES, GENERAL ELECTION, TUESDAY, NOVEMBER 7th, 1978

28

NAMES OF TOWNSHIPS AND ELECTION DISTRICTS MACOMB SECTION 2 (A) DISTRICT 26	TOTALS					TOTALS				
Bruce-1A										
Chesterfield-1 2 3 4 5 6 C.B. C.B. TOTAL										
Harrison-9 10 TOTAL										
Lenox-1 2 TOTAL										
Macomb-1 2 3 C.B. TOTAL										
Ray-1 2 TOTAL										
Richmond										
Shelby-1 2 3 4 5 6 7 8 9 10 11 12 13 14 15 16 17 18 19 20 21 22 C.B. 1 C.B. 2 C.B. 3 TOTAL										
SUB-TOTAL SECTION 2 A Continued on Section 2 (B)										

STATEMENT OF VOTES, GENERAL ELECTION, TUESDAY, NOVEMBER 7th, 1978

STATE PROPOSALS

PROPOSAL K PROPOSAL TO GRANT AUTHORITY TO COURTS TO DENY BAIL UNDER CERTAIN CIRCUMSTANCES INVOLVING VIOLENT CRIMES.			PROPOSAL M PROPOSAL TO ALLOCATE AT LEAST 90% OF GAS TAX REVENUES FOR GENERAL ROAD PURPOSES AND THE REMAINDER FOR OTHER TRANSPORTATION PURPOSES AND TO REPLACE STATE HIGHWAY COMMISSION WITH A TRANSPORTATION COMMISSION.			PROPOSAL R PROPOSAL TO AUTHORIZE CREATION OF A RAILROAD REDEVELOPMENT AUTHORITY TO MAKE LOANS TO RAILROADS WITH TRACKAGE IN MICHIGAN AND TO AUTHORIZE AUTHORITY TO ISSUE GENERAL OBLIGATION BONDS IN AMOUNT NOT TO EXCEED 175 MILLION DOLLARS.			NAMES OF TOWNSHIPS AND ELECTION DISTRICTS			
YES	NO	TOTAL	YES	NO	TOTAL	YES	NO	TOTAL	YES	NO	TOTAL	
369	78	447	236	204	440	197	236	433				Bruce-1A
369	78	447	236	204	440	197	236	433				
603	99	702	338	337	675	260	411	671				Chesterfield-1
591	102	693	354	320	674	285	380	665				2
442	72	514	270	235	505	213	281	494				3
406	63	469	249	210	459	188	267	455				4
569	82	651	325	323	648	244	393	637				5
330	68	418	192	218	410	161	243	404				6
258	20	278	172	94	266	97	170	267				C.B.
276	19	295	179	117	296	108	185	293				C.B.
3495	525	4020	2079	1854	3933	656	2330	3006				TOTAL
319	40	359	175	181	356	132	214	346				Harrison-9
302	45	347	178	164	342	158	177	335				10
621	85	706	353	345	698	290	391	681				TOTAL
373	91	464	293	221	514	189	267	456				Lenox-1
403	127	530	256	272	528	239	276	515				2
106	6	112	74	37	111	41	70	111				TOTAL CB
882	224	1106	623	530	1153	469	613	1082				TOTAL
479	94	573	277	284	561	222	328	550				Macomb-1
590	91	681	353	332	685	246	425	671				2
1061	180	1241	565	657	1222	438	767	1205				3
269	19	288	186	105	291	100	181	281				C.B.
2399	384	2783	1381	1378	2759	1006	1701	2707				TOTAL
397	62	459	230	216	446	189	250	439				Ray-1
429	70	499	275	215	490	205	282	487				2
826	132	958	505	431	936	394	532	926				TOTAL
512	100	612	325	279	604	296	308	604				Richmond
60	4	64	40	23	63	36	27	63				
572	104	676	365	302	667	332	335	667				
400	66	466	194	262	456	176	269	445				Shelby-1
282	35	317	136	174	310	122	185	307				2
483	80	563	289	266	555	228	315	543				3
337	34	371	184	177	361	137	212	349				4
420	55	475	217	251	468	191	270	461				5
546	97	643	320	314	634	262	359	621				6
418	46	464	199	255	454	143	304	447				7
492	70	562	290	259	549	234	310	544				8
242	40	282	156	122	278	134	139	273				9
388	83	471	344	317	661	245	409	654				10
426	64	490	238	239	477	173	294	467				11
610	79	689	341	329	670	260	403	663				12
451	56	507	252	244	496	184	308	492				13
597	87	684	307	360	667	210	444	654				14
406	59	465	221	238	459	178	267	445				15
305	37	342	149	178	327	125	195	320				16
268	35	303	132	164	296	113	178	291				17
440	49	489	222	259	481	163	313	476				18
304	28	332	152	171	323	129	182	311				19
303	50	353	166	178	344	129	211	340				20
321	37	358	114	134	248	85	158	243				21
429	61	490	223	263	486	163	314	477				22
387	36	423	242	169	411	140	266	406				C.B. 1
448	51	499	299	190	489	208	270	478				C.B. 2
334	24	358	214	141	355	126	222	348				C.B. 3
318	30	348	205	134	339	118	223	341				TOTAL CB 4
10455	1389	11844	5806	5788	11594	4376	7020	11396				
19619	2921	22540	11348	10832	22180	8620	13158	21778				SUB-TOTAL SECTION 2 A

Continued on Section 2 (B)

STATEMENT OF VOTES, GENERAL ELECTION, TUESDAY, NOVEMBER 7th, 1978

32

NAMES OF
TOWNSHIPS AND
ELECTION DISTRICTS
MACOMB SECTION 2 (A)
DISTRICT 26

YES	NO	TOTAL	YES	NO	TOTAL	YES	NO	TOTAL	YES	NO	TOTAL
-----	----	-------	-----	----	-------	-----	----	-------	-----	----	-------

Bruce-1A ✓

Chesterfield-1

2

3

4

5

6

C.B.

C.B.

TOTAL

Harrison-9

10

TOTAL

Lenox-1

2

TOTAL

Macomb-1

2

3

C.B.

TOTAL

Ray-1

2

TOTAL

Richmond

Shelby-1

2

3

4

5

6

7

8

9

10

11

12

13

14

15

16

17

18

19

20

21

22

C.B. 1

C.B. 2

C.B. 3

TOTAL

SUB-TOTAL SECTION 2 A

Continued on Section 2 (B)

STATEMENT OF VOTES, GENERAL ELECTION, TUESDAY, NOVEMBER 7th, 1978

STATE PROPOSALS

PROPOSAL A PROPOSAL RELATING TO CALLING A CONSTITUTIONAL CONVENTION.			PROPOSAL B PROPOSAL TO PROHIBIT THE GRANTING OF A PAROLE TO A PRISONER CONVICTED OF CERTAIN CRIMES INVOLVING VIOLENCE OR INJURY TO PERSON OR PROPERTY UNTIL AT LEAST AFTER THE MINIMUM SENTENCE HAS BEEN SERVED.			PROPOSAL C PROPOSAL TO PERMIT THE DEPOSIT OF STATE FUNDS IN SAVINGS AND LOAN ASSOCIATIONS AND CREDIT UNIONS AS WELL AS IN BANKS.			PROPOSAL D PROPOSAL TO PROHIBIT ALCOHOLIC BEVERAGES FROM BEING SOLD TO, OR POSSESSED FOR PURPOSES OF PERSONAL CONSUMPTION BY, A PERSON UNDER THE AGE OF 21.			NAMES OF TOWNSHIPS AND ELECTION DISTRICTS
YES	NO	TOTAL	YES	NO	TOTAL	YES	NO	TOTAL	YES	NO	TOTAL	
92	354	446	338	113	451	305	146	451	272	184	456	Bruce-1A
168	528	696	577	130	707	424	273	697	445	270	715	Chesterfield-1
147	529	676	572	123	695	436	242	678	457	244	701	2
123	381	504	392	130	522	313	199	512	302	222	524	3
123	335	458	379	93	472	281	186	467	295	188	483	4
116	530	646	539	119	658	425	225	650	419	247	666	5
81	333	414	324	98	422	281	139	420	243	181	424	6
87	183	270	236	41	277	192	89	271	190	90	280	C.B.
91	196	287	252	49	301	178	115	293	222	81	303	C.B.
936	3015	3951	3271	783	4054	2530	1468	3998	2573	1523	4096	TOTAL
62	287	349	287	72	359	241	115	356	227	136	363	Harrison-9
78	265	343	283	66	349	225	121	346	217	136	353	10
140	532	692	570	138	708	466	236	702	444	272	716	TOTAL
66	391	457	368	102	470	270	186	456	278	199	477	Lenox-1
145	386	531	389	157	546	323	206	529	316	221	537	2
28	80	108	94	20	114	59	49	108	85	29	114	TOTAL C.B.
239	857	1096	851	279	1130	652	441	1093	679	449	1128	TOTAL
95	475	570	466	109	575	321	251	572	346	242	588	Macomb-1
124	560	684	553	141	694	414	276	690	427	275	702	2
217	1018	1235	1004	243	1247	770	462	1232	778	485	1263	3
71	217	288	247	49	296	174	110	284	220	78	298	C.B.
507	2270	2777	2270	542	2812	1679	1099	2778	1771	1080	2851	TOTAL
83	374	457	382	84	466	286	164	450	308	168	476	Ray-1
119	381	500	411	97	508	295	199	494	354	156	510	2
202	755	957	793	181	974	581	363	944	662	324	986	TOTAL
93	526	619	512	112	624	386	226	612	396	231	627	Richmond
14	51	65	55	7	62	42	20	62	45	20	65	
107	577	684	567	119	686	428	246	674	441	251	692	
71	386	457	380	92	472	287	173	460	297	175	472	Shelby-1
75	241	316	265	56	321	207	105	312	217	110	327	2
142	419	561	451	119	570	338	229	567	365	208	573	3
68	296	364	321	65	386	237	130	367	270	119	389	4
84	393	477	390	90	480	331	140	471	304	175	479	5
155	475	630	517	130	647	380	251	631	392	256	648	6
81	383	464	393	75	468	287	173	460	295	173	468	7
115	443	558	481	88	569	390	164	554	345	229	574	8
75	203	278	238	48	286	190	90	280	169	119	288	9
126	539	665	566	119	685	413	256	669	456	227	683	10
95	385	480	404	87	491	310	176	486	312	187	499	11
115	568	683	593	99	692	476	241	687	468	229	697	12
72	433	505	418	98	516	342	164	506	343	183	526	13
125	558	683	568	122	690	433	245	678	443	250	693	14
81	381	462	388	80	468	294	166	460	300	176	476	15
61	269	330	280	61	341	210	124	334	238	104	342	16
56	247	303	261	47	308	202	98	300	201	108	309	17
78	410	488	431	62	493	363	126	489	301	195	496	18
51	281	332	291	47	338	201	130	331	228	108	336	19
39	284	343	288	65	353	236	110	346	229	128	357	20
42	207	249	208	57	259	168	81	249	168	95	263	21
61	426	487	409	87	496	310	174	484	301	203	504	22
84	328	412	364	53	417	272	133	405	273	149	422	C.B. 1
134	365	499	425	74	499	333	156	489	341	157	498	C.B. 2
103	257	360	313	50	363	256	105	361	244	117	361	C.B. 3
94	244	338	296	51	347	258	84	342	231	117	348	TOTAL C.B.
2303	9421	11724	9939	2016	11955	7694	4824	11918	7931	4297	12028	TOTAL
4526	17801	22327	18599	4171	22770	14325	8023	22348	14573	8380	22953	SUB-TOTAL SECTION 2 A

Continued on Section 2 (B)

STATEMENT OF VOTES, GENERAL ELECTION, TUESDAY, NOVEMBER 7th, 1978

		GOVERNOR & LIEUTENANT GOVERNOR					SECRETARY OF STATE						
		WILLIAM B. FITZGERALD OLIVIA P. MAYNARD DEM.	WILLIAM G. MILLIKEN JAMES H. BRICKLEY REP.	SCATTERED	TOTALS	RICHARD H. AUSTIN DEM.	MELVIN L. LARSEN REP.	SCATTERED	TOTALS	NAMES OF TOWNSHIPS AND ELECTION DISTRICTS		POLL BOOK TOTALS	
										MACOMB SECTION 2 (B) DISTRICT 26			
VOTERS	425	136	280	3	419	216	174	1	391	Washington-1			
	304	143	144		287	189	90		279	2			
	496	166	317		483	265	202		467	3			
	596	233	345		578	354	203		557	4			
	497	151	331		482	270	200		470	5			
	623	193	415		608	357	231		588	6			
	575	135	425		560	311	244		555	C.B.			
	3516	1157	2257	3	3417	1962	1344	1	3307	TOTAL			
	350	147	188		335	196	121		317	CITY OF NEW BALTIMORE-1			
	483	196	267		463	283	153		436	2			
324	138	167	2	307	212	83		295	3				
328	139	172		311	194	100		294	4				
307	121	184		305	170	122		292	C.B.				
1792	741	978	2	1721	1055	579		1634	TOTAL				
644	218	402		620	370	217		587	CITY OF RICHMOND-1				
450	201	230		431	261	142		403	2				
7694	419	632		1051	631	359		990	TOTAL				
6402	2317	3867	5	6189	3648	2282	1	5931	SUB-TOTAL SECTION 2 (B)				
23659	9623	13135	4	22862	13945	7994		21939	SUB-TOTAL SECTION 2 (A)				
30061	11940	17102	09	29051	17593	10276	01	27870	TOTAL SECTION 2				

STATEMENT OF VOTES, GENERAL ELECTION, TUESDAY, NOVEMBER 7th, 1978

2	ATTORNEY GENERAL					UNITED STATES SENATOR			
	FRANK J. KELLEY DEM.	STEPHEN C. BRANSDORFER REP.	JAMES E. WELLS AIP	TOTALS	CARL LEVIN DEM.	ROBERT P. GRIFFIN REP.	TOTALS		
NAMES OF TOWNSHIPS AND ELECTION DISTRICTS MACOMB DISTRICT 26 SECTION 2 (B)									
Washington-1	237	137	4	378	169	232	401		
2	202	66	2	270	161	129	290		
3	277	166	7	450	201	275	476		
4	374	169	3	546	280	283	563		
5	283	174	7	464	188	290	479		
6	365	211	10	586	243	366	609		
C.B.	335	200	3	538	192	362	555		
TOTAL	2073	1123	36	3232	1434	1937	3373		
CITY OF NEW BALTIMORE-1									
2	270	78	5	303	171	156	327		
3	299	126	4	429	223	231	454		
4	217	64	5	286	160	140	300		
C.B.	195	84	9	288	156	144	300		
TOTAL	194	93	3	290	150	152	302		
TOTAL	1125	445	26	1596	860	823	1683		
CITY OF RICHMOND-1									
2	348	212	6	566	265	290	555		
TOTAL	276	117	3	396	207	212	419		
TOTAL	624	329	9	962	472	502	974		
SUB-TOTAL SECTION 2 (B)									
SUB-TOTAL SECTION 2 (A)									
TOTAL SECTION 2	18905	8232	290	77427	13981	14768	06	78755	

STATEMENT OF VOTES, GENERAL ELECTION, TUESDAY, NOVEMBER 7th, 1978

Repres't've in Congress				12th	District	Repres't've in Congress				District	3	
DEM.	REP.					DEM.	REP.			TOTALS		
DAVID E. BONIOR	KIRBY HOLMES										NAMES OF TOWNSHIPS AND ELECTION DISTRICTS	
											MACOMB SECTION 2 (B) DISTRICT 26	
164	228				392							Washington-1
137	141				278							2
197	276				473							3
242	321				563							4
210	263				473							5
245	338				583							6
184	363				547							C.B.
1379	1930				3309							TOTAL
143	177				320							CITY OF NEW BALTIMORE-1
200	232				432							2
162	131				293							3
146	152				298							4
123	175				298							C.B.
774	867				1641							TOTAL
208	381				589							CITY OF RICHMOND-1
145	233				400							2
353	636				989							TOTAL
2506	3433				5939							SUB-TOTAL SECTION 2 (B)
10314	11552				21866							SUB-TOTAL SECTION 2 (A)
17820	14985				32805							TOTAL SECTION 2

STATEMENT OF VOTES, GENERAL ELECTION, TUESDAY, NOVEMBER 7th, 1978

STATE SENATOR _____ 9th DISTRICT				STATE SENATOR _____ DISTRICT				5
THOMAS GUASTELLO DEM.	WILLIAM R. ELDRIDGE REP.		TOTALS	DEM.	REP.	TOTALS	NAMES OF TOWNSHIPS AND ELECTION DISTRICTS	
152	221		373				MACOMB SECTION 2 (B) DISTRICT 26	
144	122		266				Washington-1	
198	254		452				2	
252	279		531				3	
204	258		462				4	
216	347		563				5	
189	343		532				6	
1355	1824		3179				C.B.	
							TOTAL	
152	137		289				CITY OF NEW BALTIMORE-1	
209	193		402				2	
164	107		268				3	
135	135		270				4	
111	164		275				C.B.	
771	733		1504				TOTAL	
261	290		551				CITY OF RICHMOND-1	
196	181		377				2	
457	471		928				TOTAL	
2583	3028		5611				SUB-TOTAL SECTION 2 (B)	
10905	9972		20877				SUB-TOTAL SECTION 2 (A)	
13488	13000		26488				TOTAL SECTION 2	

STATEMENT OF VOTES, GENERAL ELECTION, TUESDAY, NOVEMBER 7th, 1978

Repres't've in State Legislature <u>26th</u> District				Repres't've in State Legislature _____ District				7
KENNETH J. BEAUSSAERT DEM.	LARRY LICK REP.		TOTALS	DEM.	REP.	TOTALS	NAMES OF TOWNSHIPS AND ELECTION DISTRICTS MACOMB SECTION 2 (B) DISTRICT 26	
170	205		375				Washington-1	
142	118		260				2	
207	247		454				3	
282	257		539				4	
277	233		460				5	
260	316		576				6	
195	332		527				C.B.	
1483	1,708		3,191				TOTAL	
148	148		296				CITY OF NEW BALTIMORE-1	
214	194		408				2	
177	101		278				3	
152	119		271				4	
134	145		279				C.B.	
825	707		1,532				TOTAL	
253	285		538				CITY OF RICHMOND-1	
182	195		377				2	
435	480		915				TOTAL	
2743	2895		5638				SUB-TOTAL SECTION 2 (B)	
11477	9738	2	21217				SUB-TOTAL SECTION 2 (A)	
14220	12,633	2	26855				TOTAL SECTION 2	

STATEMENT OF VOTES, GENERAL ELECTION, TUESDAY, NOVEMBER 7th, 1978

10	THE BOARD OF TRUSTEES OF MICHIGAN STATE UNIVERSITY					THE BOARD OF GOVERNORS OF WAYNE STATE UNIVERSITY				
	DEM.	DEM.	REP.	REP.	TOTALS	DEM.	DEM.	REP.	REP.	TOTALS
NAMES OF TOWNSHIPS AND ELECTION DISTRICTS MACOMB SECTION 2 (B) DISTRICT 26	CAROLE LICK	BARBARA J. SAWYER	PAUL V. GADOLA	MARY P. SHARP		LEON H. ATCHISON	MAX J. PINCUS	JAMES R. HALEY	LAURA REYES KOPACK	
Washington-1	110	121	182	185	598	106	110	186	185	587
2	125	123	98	98	444	133	122	91	90	436
3	162	169	199	218	748	156	158	209	202	725
4	213	238	209	227	887	218	217	217	213	865
5	149	163	223	220	755	151	148	229	211	739
6	170	192	281	275	918	182	170	288	264	904
C.B.	154	168	281	285	888	136	155	289	276	856
TOTAL	1083	1174	1473	1508	5238	1082	1080	1509	1441	5112
CITY OF NEW BALTIMORE-1	129	133	99	122	483	122	116	115	123	476
2	181	188	163	166	698	180	173	166	161	680
3	128	140	93	82	443	128	120	103	84	435
4	143	131	98	100	472	121	111	121	103	456
C.B.	109	122	117	114	462	104	106	124	117	451
TOTAL	690	714	570	584	2558	655	626	629	588	2498
CITY OF RICHMOND-1	201	216	242	254	913	193	201	264	238	896
2	158	157	152	145	606	156	190	155	131	632
TOTAL	359	367	394	399	1519	349	391	419	369	1528
SUB-TOTAL SECTION 2 (B)	2132	2255	2437	2491	9315	2086	2097	2557	2398	9138
SUB-TOTAL SECTION 2 (A)	9080	9404	7944	8092	34520	8694	8617	8293	7895	33499
TOTAL SECTION 2	11212	11659	10381	10583	43835	10780	10714	10850	10293	42637

STATEMENT OF VOTES, GENERAL ELECTION, TUESDAY, NOVEMBER 7th, 1978

Justices of the Supreme Court TERM ENDING 1/1/1987 - TWO TO BE ELECTED					Judge of the Court of Appeals <u>2nd</u> District TERM ENDING 1-1-1985 ONE TO BE ELECTED			21
ALICE L. GILBERT	GARY R. McDONALD	JAMES L. RYAN	G. MENNEN WILLIAMS	TOTALS	WALTER P. CYNAR	E. THOMAS FITZGERALD	TOTALS	NAMES OF TOWNSHIPS AND ELECTION DISTRICTS MACOMB DISTRICT 26 SECTION 2 (B)
121	70	166	190	547	177	90	267	Washington-1
72	54	109	147	382	128	63	191	2
156	97	190	246	689	207	124	331	3
197	147	212	266	822	248	150	398	4
154	106	234	239	733	232	117	349	5
214	122	277	262	875	287	135	422	6
223	161	332	306	1022	364	133	497	C.B.
1137	757	1520	1656	5070	1643	812	2455	TOTAL
90	63	141	188	482	166	76	242	CITY OF NEW BALTIMORE-1
108	81	209	250	648	223	124	347	2
68	65	139	174	446	170	76	246	3
91	55	127	175	448	153	83	236	4
108	83	150	194	535	197	81	278	C.B.
465	347	766	981	2559	909	440	1349	TOTAL
164	115	274	308	861	314	141	455	CITY OF RICHMOND-1
120	61	213	213	607	105	113	318	2
284	176	487	521	1468	519	254	773	TOTAL
1886	1280	2773	3158	9097	3071	1506	4577	SUB-TOTAL SECTION 2 (B)
6556	4930	9840	11082	32408	10895	5705	16600	SUB-TOTAL SECTION 2 (A)
8442	6210	12613	14240	41505	13966	7211	21177	TOTAL SECTION 2

STATEMENT OF VOTES, GENERAL ELECTION, TUESDAY, NOVEMBER 7th, 1978

22	Judge of the Circuit Court <u>16th</u> Circuit TERM ENDING <u>1-1-1985</u> TWO TO BE ELECTED				Judge of the Circuit Court _____ Circuit TERM ENDING _____ TO BE ELECTED			
	FRANK E. JEANNETTE	KENNETH N. SANBORN		TOTALS				TOTALS
NAMES OF TOWNSHIPS AND ELECTION DISTRICTS MACOMB DISTRICT 26 SECTION 2 (B)								
Washington-1	212	187		399				
2	146	117		263				
3	289	228		515				
4	310	249		559				
5	282	246		528				
6	322	263		585				
C.B.	446	415		861				
TOTAL	2005	1705		3710				
CITY OF NEW BALTIMORE-1	203	111		314				
2	270	175		445				
3	196	118		314				
4	182	123		305				
C.B.	231	198	1	430				
TOTAL	1082	725	1	1808				
CITY OF RICHMOND-1	357	274		631				
2	351	187		538				
TOTAL	608	461		1069				
SUB-TOTAL SECTION 2 (B)	3695	2891	1	6587				
SUB-TOTAL SECTION 2 (A)	12649	9149	3	21801				
TOTAL SECTION 2	16344	12040	04	28388				

STATEMENT OF VOTES, GENERAL ELECTION, TUESDAY, NOVEMBER 7th, 1978

Judge of the Probate Court _____ District _____ TERM ENDING 1-1-1985 ONE TO BE ELECTED				Judge of the Probate Court _____ District _____ TERM ENDING 1-1-1983 ONE TO BE ELECTED				23	
JAMES F. NOWICKI		TOTALS	GEORGE E. MONTGOMERY	LAWRENCE P. ZATKOFF	TOTALS	NAMES OF TOWNSHIPS AND ELECTION DISTRICTS MACOMB SECTION 2 (B) DISTRICT 26			
212		212	76	57	133	Washington-1			
151		151	82	77	159	2			
273		273	122	178	300	3			
310		310	181	174	355	4			
287		287	101	228	329	5			
330		330	172	211	383	6			
444		444	201	265	466	C.B.			
2007		2007	935	1190	2125	TOTAL			
192		192	96	122	218	CITY OF NEW BALTIMORE-1			
260		260	106	200	306	2			
192		192	84	133	217	3			
166		166	84	120	204	4			
229		229	108	151	259	C.B.			
1039		1039	478	726	1204	TOTAL			
341		341	160	241	401	CITY OF RICHMOND-1			
264		264	101	186	287	2			
605		605	261	427	688	TOTAL			
3651		3651	1674	2343	4017	SUB-TOTAL SECTION 2 (B)			
2374	2	2376	6054	8370	14424	SUB-TOTAL SECTION 2 (A)			
16025	02	16027	7728	10713	18441	TOTAL SECTION 2			

STATEMENT OF VOTES, GENERAL ELECTION, TUESDAY, NOVEMBER 7th, 1978

24	Judge of the District Court <u>41A</u> District TERM ENDING <u>12-31-1984</u> ONE TO BE ELECTED					Judge of the District Court <u>41A</u> District TERM ENDING <u>12-31-1982</u> ONE TO BE ELECTED				
	ANDREW R. DRANCHAK				TOTALS	HERMAN C. CAMPBELL	JAMES W. METZ			TOTALS
NAMES OF TOWNSHIPS AND ELECTION DISTRICTS MACOMB DISTRICT 26 SECTION 2 (B)										
Washington-1										
2										
3										
4										
5										
6										
C.B.										
TOTAL										
CITY OF NEW BALTIMORE-1										
2										
3										
4										
C.B.										
TOTAL										
CITY OF RICHMOND-1										
2										
TOTAL										
SUB-TOTAL SECTION 2 (B)										
SUB-TOTAL SECTION 2 (A)	6959				6959	6409	2896			9305
TOTAL SECTION 2	6959				6959	6409	2896			9305

STATEMENT OF VOTES, GENERAL ELECTION, TUESDAY, NOVEMBER 7th, 1978

Judge of the District Court <u>41A</u> District TERM ENDING <u>12-31-1982</u> ONE TO BE ELECTED				Judge of the District Court <u>41B</u> District TERM ENDING <u>12-31-1984</u> ONE TO BE ELECTED				25
JACQUELINE D. NANNI	KENNETH J. KOSNIC		TOTALS	JOHN G. ROSKOPP			TOTALS	NAMES OF TOWNSHIPS AND ELECTION DISTRICTS MACOMB DISTRICT 26 SECTION 2 (B)
								Washington-1
								2
								3
								4
								5
								6
								C.B.
								TOTAL
								CITY OF NEW BALTIMORE-1
								2
								3
								4
								C.B.
								TOTAL
								CITY OF RICHMOND-1
								2
								TOTAL
								SUB-TOTAL SECTION 2 (B)
								SUB-TOTAL SECTION 2 (A)
								TOTAL SECTION 2
5296	5058		10354	416			416	
5296	5058		10354	416			416	

STATEMENT OF VOTES, GENERAL ELECTION, TUESDAY, NOVEMBER 7th, 1978

26	Judge of the District Court <u>42-1</u> District					Judge of the District Court _____ District				
	TERM ENDING <u>12-31-1984</u> ONE TO BE ELECTED					TERM ENDING _____ TO BE ELECTED				
NAMES OF TOWNSHIPS AND ELECTION DISTRICTS MACOMB DISTRICT 26	RICHARD D. McLEAN				TOTALS					TOTALS
Washington-1	249				249					
2	153	2			155					
3	299				299					
4	321				321					
5	313	1			314					
6	316				316					
C.B.	450	5			455					
TOTAL	2101	8			2109					
CITY OF NEW BALTIMORE-1										
2										
3										
4										
C.B.										
TOTAL										
CITY OF RICHMOND-1	369				369					
2	265				265					
TOTAL	634				634					
SUB-TOTAL SECTION 2 (B)	2735	8			2743					
SUB-TOTAL SECTION 2 (A)	1227	1			1228					
TOTAL SECTION 2	3962	09			3971					

STATEMENT OF VOTES, GENERAL ELECTION, TUESDAY, NOVEMBER 7th, 1978

COMMUNITY COLLEGE TRUSTEES

SADIE BIALOCK	HARVEY R. DEAN	STEVEN DeLUCA	ODESSA KOMER	LEON M. KONIECZNY	STEVEN E. ZMUDA	TOTALS	NAMES OF TOWNSHIPS AND ELECTION DISTRICTS MACOMB SECTION 2 (B) DISTRICT 26
89	134	88	108	60	66	545	Washington-1
75	86	96	75	77	35	444	2
142	176	116	159	98	83	774	3
203	180	123	142	147	126	921	4
148	197	131	133	100	108	817	5
189	197	158	140	104	102	890	6
233	302	173	190	108	93	1107	C.B.
1079	1272	885	947	694	613	5498	TOTAL
81	117	103	104	66	53	524	CITY OF NEW BALTIMORE-1
126	157	116	135	97	84	715	2
84	105	72	83	62	63	469	3
96	124	64	84	48	48	464	4
122	156	87	91	78	67	602	C.B.
509	659	442	497	351	315	2774	TOTAL
179	227	163	162	74	95	900	CITY OF RICHMOND-1
93	170	89	125	59	67	603	2
272	397	252	287	133	162	1503	TOTAL
1860	2328	1579	1731	1178	1090	9775	SUB-TOTAL SECTION 2 (B)
5898	7250	5787	5857	4943	4021	33787	SUB-TOTAL SECTION 2 (A)
7758	9578	7366	7588	6121	5111	43562	TOTAL SECTION 2
					40		

STATEMENT OF VOTES, GENERAL ELECTION, TUESDAY, NOVEMBER 7th, 1978

28

NAMES OF TOWNSHIPS AND ELECTION DISTRICTS MACOMB SECTION 2 (B) DISTRICT 26						TOTALS						TOTALS
Washington-1 2 3 4 5 6 C.B. TOTAL												
CITY OF NEW BALTIMORE-1 2 3 4 C.B. TOTAL												
CITY OF RICHMOND-1 2 TOTAL												
SUB-TOTAL SECTION 2 (B) SUB-TOTAL SECTION 2 (A)												
TOTAL SECTION 2												

STATEMENT OF VOTES, GENERAL ELECTION, TUESDAY, NOVEMBER 7th, 1978

STATE PROPOSALS

PROPOSAL A PROPOSAL RELATING TO CALLING A CONSTITUTIONAL CONVENTION.			PROPOSAL B PROPOSAL TO PROHIBIT THE GRANTING OF A PAROLE TO A PRISONER CONVICTED OF CERTAIN CRIMES INVOLVING VIOLENCE OR INJURY TO PERSON OR PROPERTY UNTIL AT LEAST AFTER THE MINIMUM SENTENCE HAS BEEN SERVED.			PROPOSAL C PROPOSAL TO PERMIT THE DEPOSIT OF STATE FUNDS IN SAVINGS AND LOAN ASSOCIATIONS AND CREDIT UNIONS AS WELL AS IN BANKS.			PROPOSAL D PROPOSAL TO PROHIBIT ALCOHOLIC BEVERAGES FROM BEING SOLD TO, OR POSSESSED FOR PURPOSES OF PERSONAL CONSUMPTION BY, A PERSON UNDER THE AGE OF 21.			NAMES OF TOWNSHIPS AND ELECTION DISTRICTS MACOMB SECTION 2 (B) DISTRICT 26
YES	NO	TOTAL	YES	NO	TOTAL	YES	NO	TOTAL	YES	NO	TOTAL	
75	326	401	328	81	409	260	145	405	271	143	414	Washington-1
68	203	271	229	61	290	184	97	281	184	109	293	2
81	402	483	397	92	489	318	153	471	313	177	490	3
122	440	562	479	102	581	385	185	570	370	218	588	4
98	379	477	399	84	483	330	146	476	301	183	484	5
94	510	604	527	88	615	397	206	603	411	207	618	6
140	419	559	477	83	560	364	189	553	400	166	566	C.B.
678	2679	3357	2836	591	3427	2238	1121	3359	2250	1203	3453	TOTAL
86	244	330	270	52	322	199	126	325	221	114	335	CITY OF NEW BALTIMORE-1
103	352	455	389	83	472	297	164	461	291	179	470	2
73	240	313	272	43	315	224	93	317	197	121	318	3
75	235	310	265	56	321	198	112	310	202	122	324	4
79	209	288	244	57	301	180	111	291	202	99	301	C.B.
416	1280	1696	1440	291	1731	1098	606	1704	1113	635	1748	TOTAL
130	474	604	484	133	617	352	248	600	375	247	622	CITY OF RICHMOND-1
73	346	419	218	106	324	242	178	420	256	179	435	2
203	820	1023	702	239	941	594	426	1020	631	426	1057	TOTAL
1297	4779	6076	4978	1121	6099	3930	2153	6083	3994	2264	6258	SUB-TOTAL SECTION 2 (B)
4526	17801	22327	18599	4171	22770	14325	8023	22348	14573	8380	22953	SUB-TOTAL SECTION 2 (A)
5823	22580	28403	23577	5292	28869	18253	10176	28431	18567	10644	29211	TOTAL SECTION 2

STATEMENT OF VOTES, GENERAL ELECTION, TUESDAY, NOVEMBER 7th, 1978

30

STATE PROPOSALS

NAMES OF TOWNSHIPS AND ELECTION DISTRICTS MACOMB DISTRICT 26	PROPOSAL E PROPOSAL FOR TAX LIMITATION.			PROPOSAL G PROPOSAL TO ALLOW COLLECTIVE BARGAINING WITH BINDING ARBITRATION FOR MICHIGAN STATE POLICE TROOPERS.			PROPOSAL H PROPOSAL TO PROHIBIT THE USE OF PROPERTY TAXES FOR SCHOOL OPERATING EXPENSES AND TO ESTABLISH A VOUCHER SYSTEM FOR FINANCING EDUCATION OF STUDENTS AT PUBLIC AND NONPUBLIC SCHOOLS.			PROPOSAL J PROPOSAL TO REDUCE PROPERTY TAX ASSESSMENTS; TO ESTABLISH A MAXIMUM OF 5.6% ON THE RATE OF THE STATE INCOME TAX; TO PROHIBIT LEGISLATURE FROM REQUIRING NEW OR EXPANDED LOCAL PROGRAMS WITHOUT STATE FUNDING; AND TO ALLOW SCHOOL INCOME TAX WITH VOTER APPROVAL.		
	YES	NO	TOTAL	YES	NO	TOTAL	YES	NO	TOTAL	YES	NO	TOTAL
	Washington-1	210	193	403	231	177	408	74	331	405	147	260
2	171	116	287	178	105	283	72	218	290	131	159	290
3	305	177	482	310	170	480	112	364	476	219	261	480
4	315	257	572	391	236	627	129	452	581	241	329	570
5	325	151	476	289	186	475	108	369	477	218	255	473
6	410	198	608	326	284	610	155	456	611	292	310	602
C.B.	373	185	558	317	243	560	134	426	560	273	285	558
TOTAL	2109	1277	3386	2042	1401	3443	784	2616	3400	1521	1839	3380
CITY OF NEW BALTIMORE-1	196	127	323	184	148	332	109	222	331	122	180	302
2	270	191	461	268	191	459	163	296	459	200	262	462
3	165	145	310	199	111	310	107	208	315	97	202	299
4	165	146	311	186	125	311	118	201	319	133	181	314
C.B.	189	106	295	185	112	297	148	151	299	151	142	293
TOTAL	985	715	1700	1022	687	1709	645	1078	1723	703	967	1670
CITY OF RICHMOND-1	322	289	611	367	236	603	169	451	620	257	355	612
2	213	210	423	221	198	419	157	272	429	180	243	423
TOTAL	535	499	1034	588	434	1022	326	723	1049	437	598	1035
SUB-TOTAL SECTION 2 (B)	3629	2491	6120	3652	2522	6174	1755	4417	6172	2661	3424	6085
SUB-TOTAL SECTION 2 (A)	3587	2637	6224	3261	10096	22357	6272	16287	22559	10225	12182	22407
TOTAL SECTION 2	17416	11128	28544	15913	12619	28531	8027	20704	28731	17886	15606	28492

STATE PROPOSALS

PROPOSAL K PROPOSAL TO GRANT AUTHORITY TO COURTS TO DENY BAIL UNDER CERTAIN CIRCUMSTANCES INVOLVING VIOLENT CRIMES.			PROPOSAL M PROPOSAL TO ALLOCATE AT LEAST 90% OF GAS TAX REVENUES FOR GENERAL ROAD PURPOSES AND THE REMAINDER FOR OTHER TRANSPORTATION PURPOSES AND TO REPLACE STATE HIGHWAY COMMISSION WITH A TRANSPORTATION COMMISSION.			PROPOSAL R PROPOSAL TO AUTHORIZE CREATION OF A RAILROAD REDEVELOPMENT AUTHORITY TO MAKE LOANS TO RAILROADS WITH TRACKAGE IN MICHIGAN AND TO AUTHORIZE AUTHORITY TO ISSUE GENERAL OBLIGATION BONDS IN AMOUNT NOT TO EXCEED 175 MILLION DOLLARS.						NAMES OF TOWNSHIPS AND ELECTION DISTRICTS SECTION 2 (B) MACOMB DISTRICT 26
YES	NO	TOTAL	YES	NO	TOTAL	YES	NO	TOTAL	YES	NO	TOTAL	
343	65	408	220	187	407	189	209	398				Washington-1
254	35	289	165	112	277	133	144	277				2
422	61	483	267	202	469	186	281	467				3
500	68	568	277	283	560	252	305	557				4
403	75	478	241	225	466	210	253	463				5
545	66	611	311	291	602	229	358	587				6
519	45	564	343	200	543	218	320	538				C.B.
2986	415	3401	1824	1500	3324	1417	1870	3287				TOTAL
297	31	328	169	151	320	123	195	318				CITY OF NEW BALTIMORE-1
388	73	461	213	239	452	191	256	447				2
270	41	311	156	150	306	134	171	305				3
272	45	317	166	148	314	126	185	311				4
262	40	302	185	111	296	116	169	285				C.B.
1489	230	1719	889	799	1688	690	976	1666				TOTAL
535	78	613	325	274	599	273	313	586				CITY OF RICHMOND-1
338	82	420	213	201	414	156	251	407				2
873	160	1033	538	475	1013	429	564	993				TOTAL
5348	805	6153	3251	2774	6025	2536	3410	5946				SUB-TOTAL SECTION 2 (B)
19619	2921	22540	11348	10832	22180	8620	13158	21778				SUB-TOTAL SECTION 2 (A)
												TOTAL SECTION 2
74967	3726	78693	14599	13606	28205	11156	16568	27724				

STATEMENT OF VOTES, GENERAL ELECTION, TUESDAY, NOVEMBER 7th, 1978

Voters	GOVERNOR & LIEUTENANT GOVERNOR				SECRETARY OF STATE				NAMES OF TOWNSHIPS AND ELECTION DISTRICTS	POLL BOOK TOTALS
	WILLIAM B. FITZGERALD OLIVIA P. MAYNARD DEM.	WILLIAM G. MILLIKEN JAMES H. BRICKLEY REP.	TOTALS		RICHARD H. AUSTIN DEM.	MELVIN L. LARSEN REP.	TOTALS			
557	557	274	531	325	154	479		CITY OF CENTERLINE-1		
435	230	181	411	299	78	377		2		
380	206	162	368	250	85	335		3		
449	245	184	429	290	88	378		4		
579	335	229	564	404	114	518		5		
536	259	259	518	329	135	464		6		
307	145	147	292	197	53	250		7		
559	280	263	543	351	174	525		C.B.		
3802	1957	1699	3656	2445	881	3326		TOTAL		
266	119	132	251	171	57	228		CITY OF WARREN-1		
252	148	93	241	174	49	223		2		
564	295	244	539	357	138	495		3		
447	230	193	423	282	84	366		4		
384	213	155	368	258	86	344		5		
438	244	178	422	280	97	377		6		
357	188	157	345	242	74	316		7		
345	158	177	335	214	88	303		8		
185	100	79	179	127	37	164		9		
391	219	157	376	269	78	347		10		
456	223	215	438	275	119	394		11		
568	285	257	542	348	131	479		12		
358	150	192	342	249	78	327		13		
277	151	116	267	174	68	242		13A		
226	102	115	217	153	51	204		14		
317	178	126	304	200	62	262		15		
477	284	148	432	305	101	406		16		
377	203	146	349	246	90	330		17		
174	101	67	168	122	35	157		21A		
347	199	133	332	225	73	298		22		
432	235	171	406	277	95	372		23		
183	105	69	174	123	33	156		24		
374	198	162	360	248	118	366		25		
264	141	110	251	177	53	230		26		
225	144	144	305	213	78	291		28		
366	206	145	351	235	79	314		38		
438	200	223	423	268	123	391		39		
297	137	144	281	168	85	253		40		
311	130	175	305	180	92	272		40A		
444	213	198	412	278	100	378		41		
298	146	141	287	200	64	264		42		
114	59	51	110	82	21	103		43		
26	16	8	24	12	8	20		43A		
183	109	66	175	136	31	167		44		
308	135	158	293	198	69	267		45		
375	196	168	364	234	101	335		46		
453	241	242	483	353	96	449		47		
499	233	247	480	297	133	430		48		
371	161	192	353	233	93	326		68		
419	168	227	395	250	112	362		68A		
583	248	305	553	322	168	490		69		
373	171	190	361	255	81	336		69A		
280	113	156	269	169	72	241		70		
561	274	270	544	363	136	499		71		
636	249	354	603	411	161	572		72		
500	209	274	483	293	129	422		73		
481	205	256	461	279	142	421		74		
621	289	298	587	394	161	555		75		
93	41	49	90	50	31	81		76A		
66	39	22	61	42	14	56		78A		
								C.B. 1		
								C.B. 2		
								C.B. 3		
								C.B. 4		
								C.B. 5		
								C.B. 6		
								TOTAL		
17920										
	8821	8292	17114	11405	4275	15681				
21722	10778	9991	20770	13850	5156	19007		TOTAL SECTION 3		

STATEMENT OF VOTES, GENERAL ELECTION, TUESDAY, NOVEMBER 7th, 1978

2	ATTORNEY GENERAL				UNITED STATES SENATOR		
	DEM.	REP.	AIP	TOTALS	DEM.	REP.	TOTALS
NAMES OF TOWNSHIPS AND ELECTION DISTRICTS MACOMB SECTION 3 DISTRICT 70	FRANK J. KELLEY	STEPHEN C. BRANDSDORFER	JAMES E. WELLS		CARL LEVIN	ROBERT P. GRIFFIN	
CITY OF CENTERLINE-1	380	99	5	484	293	221	514
2	323	59	3	385	276	130	406
3	277	55	1	333	224	125	349
4	317	62	3	382	258	151	409
5	423	83	13	519	367	183	550
6	370	89	4	462	283	209	492
7	205	46	0	251	177	104	281
C.B.	422	107	9	538	328	216	544
TOTAL	2717	599	38	3354	2206	1339	3545
CITY OF WARREN-1	171	47	3	221	152	89	241
2	188	33	1	222	162	74	236
3	408	81	8	497	324	200	524
4	302	58	4	364	266	129	395
5	289	54	4	347	249	118	367
6	304	77	3	384	273	132	405
7	253	56	2	311	203	131	334
8	234	56	7	298	191	128	319
9	127	27	2	156	112	56	168
10	268	60	8	336	236	134	370
11	296	91	4	391	236	182	418
12	383	89	4	476	320	201	521
13	247	67	2	316	180	150	330
13A	186	46	3	235	147	112	259
14	149	40	5	194	136	78	214
15	240	28	1	269	191	95	286
16	347	55	2	404	317	122	439
17	261	60	4	325	223	128	351
21A	124	30	0	154	105	63	168
22	241	55	3	299	200	116	316
23	316	55	5	376	266	118	384
24	136	24	2	162	103	60	163
25	264	54	5	323	258	124	382
26	187	34	6	227	160	89	249
28	229	48	4	281	192	115	307
38	250	52	8	310	218	120	338
39	304	85	2	391	232	181	413
40	194	65	0	259	142	131	273
40A	206	58	2	266	155	135	290
41	304	65	4	374	253	157	410
42	223	40	3	266	174	112	286
43	84	18	1	103	63	42	105
43A	17	5	0	19	15	9	24
44	140	20	4	164	121	47	168
45	202	61	3	266	172	119	291
46	267	68	2	337	203	151	354
47	367	77	2	446	295	163	458
48	336	93	4	433	275	193	468
68	249	67	12	328	200	145	345
68A	277	81	0	358	203	184	387
69	381	111	9	501	267	268	535
69A	267	56	2	325	213	145	358
70	194	53	3	250	132	121	253
71	389	100	10	499	315	219	534
72	423	140	12	575	333	264	597
73	309	113	5	427	261	205	466
74	324	92	3	419	223	229	452
75	412	129	8	549	343	232	575
76A	55	24	3	82	47	40	87
78A	49	11	0	60	31	29	60
C.B. 1							
C.B. 2							
C.B. 3							
C.B. 4							
C.B. 5							
C.B. 6							
TOTAL	12370	3009	194	15,575	10,088	6585	16,673

TOTAL SECTION 3

15,087 3608 232 2 18,929 12,294 7924 20,218

STATEMENT OF VOTES, GENERAL ELECTION, TUESDAY, NOVEMBER 7th, 1978

Repres't'Ve in Congress 14th District				Repres't'Ve in Congress 18th District				3	NAMES OF TOWNSHIPS AND ELECTION DISTRICTS
DEM.	REP.		TOTALS	DEM.	REP.	A.I.P.	TOTALS		
LUCIEN N. NEDZI	JOHN EDWARD GETZ			JAMES J. BLANCHARD	ROBERT J. SALLLOUM	DAVID DREXLER		MACOMB DISTRICT 70 SECTION 3	
323	116		449					CITY OF CENTERLINE-1	
263	68		331					2	
250	64		314					3	
269	85		354					4	
382	97		479					5	
334	96		430					6	
185	39		224					7	
394	127		521					C.B.	
2410	692		3102					TOTAL	
137	58		195					CITY OF WARREN-1	
145	49		194					2	
366	92		458					3	
255	69		324					4	
257	57		314					5	
252	86		338					6	
216	76		292					7	
207	62		269					8	
116	31		147					9	
224	82		306					10	
248	100		348					11	
336	102		438					12	
201	67		268					13	
167	45		212					13A	
129	50		179					14	
182	44		226					15	
277	63		340					16	
207	75		282					17	
93	32		125					21A	
211	72		283					22	
258	73		331					23	
94	41		135					24	
209	91		300					25	
144	56		200					26	
198	58		256					28	
212	74		286					38	
268	86		354					39	
172	60		232					40	
167	72		239					40A	
282	72		354					41	
176	55		231					42	
63	20		83					43	
11	7		18					43A	
				130	14	3		44	
				192	52	2	147	45	
				234	60	3	246	46	
							297	47	
321	87		408					48	
294	102		396					68	
200	88		288					68A	
213	99		312					69	
313	142		455					69A	
212	80		292					70	
				176	38	2	216	71	
				366	80	6	452	72	
				404	114	6	524	73	
				282	89	6	380	74	
				287	81	0	368	75	
				379	101	10	490	76A	
				46	24	1	71	78A	
				70	9	0	49	C.B. 1	
								C.B. 2	
								C.B. 3	
								C.B. 4	
								C.B. 5	
								C.B. 6	
8033	2675		10708	2539	662	39	3240	TOTAL	
10,443	3367		13810	2539	662	39	3240	TOTAL SECTION 3	

STATEMENT OF VOTES, GENERAL ELECTION, TUESDAY, NOVEMBER 7th, 1978

Repres't've in State Legislature <u>25th</u> District				Repres't've in State Legislature _____ District				7
DEM.	REP.		TOTALS	DEM.	REP.		TOTALS	NAMES OF TOWNSHIPS AND ELECTION DISTRICTS
DENNIS M. DUTKO	MARY E. MAY							MACOMB SECTION 1 DISTRICT 25
46	24		70					CITY OF WARREN-46A
204	46		250					46B
274	73		347					53
220	69		289					54
308	78		386					55
336	126		462					56
128	31		159					57
202	80		282					58
217	114		331					59
300	106		406					60
263	111		374					61
351	122		473					62
406	112		518					63
240	73		313					64
177	41		218					65
328	113		441					66
465	175		640					67
332	99		431					76
324	79		403					77
319	82		401					78
154	38		192					79
206	94		300					80A
187	79		266					80X
261	110		371					81
196	68		264					82
193	88		281					82A
212	93		305					83
280	138		418					84
175	66		241					85
279	90		369					85A
381	163		544					86
282	102		384					87
224	102		326					88
131	63		194					89
383	129		512					90
384	107		491					91
282	78		360					92
373	109		482					93
236	94		330					94
217	60		277					95
351	130		481					96
191	81		272					97
144	46		190					98 99
263	154		417					99 98
335	176		511					99A
212	69		281					100
324	144		468					101
352	145		497					102
163	44		207					103
295	76		371					103A
235	84		319					104
212	71		283					105
173	51		224					105A
284	140		424					106
230	80		310					107
259	68		327					108
248	74		322					109
245	62		307					110
258	57		315					111
								C.B. 1
								C.B. 2
								C.B. 3
								C.B. 4
								C.B. 5
								C.B. 6
1984	783		2767					TOTAL
								TOTAL SECTION 1
17234	6160		23394					

STATEMENT OF VOTES, GENERAL ELECTION, TUESDAY, NOVEMBER 7th, 1978

Repres't've in State Legislature <u>70th</u> District				Repres't've in State Legislature _____ District				7
DEM.	REP.	TOTALS		DEM.	REP.	TOTALS	NAMES OF TOWNSHIPS AND ELECTION DISTRICTS	
JOHN T. KELSEY	WM. H. BRITIGAN, JR.						MACOMB DISTRICT 70 SECTION 3	
342	95	437					CITY OF CENTERLINE-1	
292	58	350					2	
244	61	305					3	
282	68	350					4	
387	97	484					5	
317	102	419					6	
170	36	206					7	
388	111	499					C.B.	
242	608	3050					TOTAL	
129	49	178					CITY OF WARREN-1	
156	46	196					2	
360	91	451					3	
283	59	342					4	
255	48	303					5	
275	67	342					6	
221	59	280					7	
207	53	260					8	
114	26	140					9	
238	50	288					10	
263	92	355					11	
316	101	417					12	
213	52	265					13	
156	43	199					13A	
113	44	157					14	
215	36	251					15	
337	61	398					16	
248	53	301					17	
112	20	132					21A	
223	62	285					22	
281	70	351					23	
124	21	145					24	
233	69	302					25	
159	45	204					26	
201	55	256					28	
237	64	301					38	
252	81	339					39	
165	59	224					40	
165	60	225					40A	
258	68	326					41	
183	53	236					42	
79	16	95					43	
9	6	15					43A	
128	22	150					44	
161	66	227					45	
225	68	293					46	
311	76	387					47	
285	98	383					48	
195	76	271					68	
217	80	297					68A	
309	101	410					69	
224	65	289					69A	
149	53	202					70	
330	100	430					71	
326	152	478					72	
253	111	364					73	
253	96	349					74	
350	111	461					75	
42	30	72					76A	
35	11	46					78A	
1118	347	1465					C.B. 1	
							C.B. 2	
							C.B. 3	
							C.B. 4	
							C.B. 5	
							C.B. 6	
							TOTAL	
11697	3436	15133					TOTAL SECTION 3	
14119	4064	18183						

STATEMENT OF VOTES, GENERAL ELECTION, TUESDAY, NOVEMBER 7th, 1978

8	Repres't'Ve in State Legislature _____ District					Repres't'Ve in State Legislature _____ District				
	DEM.	REP.			TOTALS	DEM.	REP.			TOTALS
NAMES OF TOWNSHIPS AND ELECTION DISTRICTS MACOMB SECTION 3 DISTRICT 70										
CITY OF CENTERLINE-1										
2										
3										
4										
5										
6										
7										
C.B.										
TOTAL										
CITY OF WARREN-1										
2										
3										
4										
5										
6										
7										
8										
9										
10										
11										
12										
13										
13A										
14										
15										
16										
17										
21A										
22										
23										
24										
25										
26										
28										
38										
39										
40										
40A										
41										
42										
43										
43A										
44										
45										
46										
47										
48										
68										
68A										
69										
69A										
70										
71										
72										
73										
74										
75										
76A										
78A										
C.B. 1										
C.B. 2										
C.B. 3										
C.B. 4										
C.B. 5										
C.B. 6										
TOTAL										
TOTAL SECTION 3										

STATEMENT OF VOTES, GENERAL ELECTION, TUESDAY, NOVEMBER 7th, 1978

THE STATE BOARD OF EDUCATION					REGENTS OF THE UNIVERSITY OF MICHIGAN					9	
DEM.	DEM.	REP.	REP.	TOTALS	DEM.	DEM.	REP.	REP.	TOTALS	NAMES OF TOWNSHIPS AND ELECTION DISTRICTS	
MALCOLM G. DADE, JR.	ANNETTA MILLER	BARBARA DUMOUCHELLE	SILVERENIA O. KANOYTON		PAUL BROWN	JAMES L. WATERS	JOHN R. AXE	GILBERT E. BURSLEY		MACOMB DISTRICT 70 SECTION 3	
241	295	166	115	817	272	255	121	123	771	CITY OF CENTERLINE-1	
200	255	99	60	614	222	221	71	75	589	2	
187	228	83	65	563	214	189	70	74	547	3	
206	250	98	68	622	235	218	75	78	606	4	
309	348	126	90	873	325	314	104	97	840	5	
220	275	150	101	746	241	229	107	127	704	6	
123	153	67	40	383	145	137	41	51	374	7	
275	331	175	116	897	294	287	148	165	894	C.B.	
176	2135	964	655	5515	1948	1850	737	790	5325	TOTAL	
108	125	61	55	349	114	112	51	55	332	CITY OF WARREN-1	
111	132	57	41	361	135	132	42	41	350	2	
258	316	147	101	822	296	281	94	114	785	3	
194	240	87	59	580	203	210	69	63	545	4	
188	215	81	68	552	205	195	63	70	533	5	
203	241	106	74	624	219	213	83	88	603	6	
163	199	80	59	501	190	172	62	74	498	7	
147	179	90	61	477	173	143	66	69	451	8	
89	101	41	35	265	93	90	33	38	254	9	
190	210	82	56	538	197	200	67	65	529	10	
171	221	129	87	608	194	186	95	97	572	11	
239	280	138	107	764	259	247	107	113	726	12	
140	178	94	66	478	161	148	70	72	451	13	
119	147	68	47	381	133	140	50	50	373	13A	
96	118	67	46	327	103	104	44	55	306	14	
154	178	43	32	407	158	156	34	40	388	15	
258	244	74	60	586	238	221	49	70	568	16	
175	205	74	64	518	183	187	52	65	487	17	
85	93	36	28	232	92	88	24	25	229	21A	
165	192	79	63	499	165	168	59	71	463	22	
215	244	86	70	615	215	225	67	75	582	23	
88	107	38	25	258	90	86	31	28	235	24	
175	211	83	65	534	194	175	70	73	512	25	
125	144	64	43	376	127	132	53	47	359	26	
149	176	74	60	459	153	150	52	66	421	28	
172	201	83	65	521	182	177	61	73	493	38	
188	202	120	85	595	190	201	94	100	585	39	
109	132	94	61	396	117	114	67	83	381	40	
106	132	96	74	408	116	113	67	77	373	40A	
186	239	110	75	610	205	193	75	91	564	41	
154	167	72	50	443	150	144	53	63	410	42	
54	64	25	21	164	59	62	22	19	162	43	
6	9	9	7	31	10	8	7	7	32	43A	
103	113	36	23	275	112	101	18	26	257	44	
120	153	91	69	433	131	130	77	67	405	45	
166	202	100	69	537	188	171	74	85	518	46	
230	266	133	80	709	264	244	78	99	685	47	
282	259	139	102	702	227	232	100	115	674	48	
158	183	108	86	535	176	164	78	87	505	68	
145	189	135	87	556	172	173	91	104	540	68A	
196	271	179	124	770	244	231	123	145	743	69	
168	202	99	64	533	163	166	78	88	495	69A	
118	129	80	66	393	129	131	56	58	374	70	
256	295	148	109	808	271	266	117	124	778	71	
239	290	204	178	911	269	262	161	174	866	72	
183	215	156	128	682	200	203	122	130	655	73	
168	224	150	107	649	194	190	114	135	633	74	
251	303	179	136	869	272	276	133	158	839	75	
32	39	37	29	137	34	39	35	32	140	76A	
20	38	14	7	89	31	32	10	13	86	78A	
164	233	456	3374	24867	8386	8184	3398	3771	23145	TOTAL	
9455	11368	5530	4029	30382	10334	10034	4135	4567	29070	TOTAL SECTION 3	

STATEMENT OF VOTES, GENERAL ELECTION, TUESDAY, NOVEMBER 7th, 1978

10	THE BOARD OF TRUSTEES OF MICHIGAN STATE UNIVERSITY					THE BOARD OF GOVERNORS OF WAYNE STATE UNIVERSITY					TOTALS
	DEM.	DEM.	REP.	REP.	TOTALS	DEM.	DEM.	REP.	REP.	TOTALS	
NAMES OF TOWNSHIPS AND ELECTION DISTRICTS											
MACOMB SECTION 3 DISTRICT 70											
	CAROLE LICK	BARBARA J. SAWYER	PAUL V. GADOLA	MARY P. SHARP		LEON H. ATCHISON	MAX J. PINCUS	JAMES R. HALEY	LAURA REYES KOPACK		
CITY OF CENTERLINE-1	233	261	136	134	764	244	249	133	136	762	
2	212	223	77	79	591	211	208	79	85	583	
3	203	194	77	80	554	203	185	84	74	546	
4	223	222	83	75	603	211	212	85	87	595	
5	306	317	100	112	835	296	294	119	104	813	
6	225	248	115	123	711	228	242	130	115	715	
7	129	135	52	53	369	128	131	60	50	369	
C.B.	268	291	175	151	885	283	280	155	155	873	
TOTAL	1799	1891	815	807	5312	1804	1801	845	806	5256	
CITY OF WARREN-1	106	118	61	52	337	119	109	57	50	335	
2	126	132	47	44	349	128	122	51	47	348	
3	266	282	115	114	777	264	269	118	113	764	
4	192	212	75	70	549	175	201	85	71	532	
5	188	210	71	65	534	195	182	68	75	520	
6	209	212	87	93	601	206	200	96	88	590	
7	166	174	70	79	489	171	166	77	81	495	
8	143	156	77	75	451	144	157	78	71	450	
9	87	93	36	37	253	86	81	40	42	249	
10	194	202	70	72	538	191	182	71	77	521	
11	180	182	113	99	574	180	179	114	105	578	
12	226	246	132	106	710	236	233	132	121	712	
13	143	136	77	82	438	144	137	86	66	433	
13A	127	137	53	57	374	132	132	51	53	368	
14	96	112	52	47	307	101	97	50	54	302	
15	147	156	44	44	391	147	141	53	42	383	
16	202	223	69	77	571	212	206	66	81	565	
17	169	188	62	72	491	171	170	72	62	475	
21A	78	87	29	30	224	77	80	28	27	212	
22	158	171	64	77	470	157	158	75	73	463	
23	203	226	72	84	585	220	206	80	72	578	
24	87	94	29	37	247	86	80	37	34	237	
25	176	188	72	77	513	180	172	86	73	511	
26	130	134	50	44	358	128	126	57	47	354	
28	144	150	61	71	426	143	135	81	67	426	
38	161	180	74	72	487	166	161	67	73	467	
39	179	208	103	100	590	184	183	107	113	587	
40	106	122	73	79	380	95	109	91	79	374	
40A	110	113	80	75	378	105	103	83	75	366	
41	193	185	93	93	564	187	186	88	96	557	
42	139	147	65	66	417	143	135	61	71	410	
43	55	62	20	19	156	57	59	21	21	158	
43A	8	8	6	8	30	7	8	7	7	29	
44	93	104	31	24	252	105	93	35	28	261	
45	125	140	76	74	415	126	122	74	83	405	
46	162	177	86	81	506	170	177	91	82	520	
47	231	245	101	105	682	232	243	105	101	681	
48	215	220	122	115	672	217	214	119	118	668	
68	160	172	86	91	509	152	157	95	96	500	
68A	157	171	117	100	545	151	159	108	115	533	
69	216	227	152	137	732	208	228	148	154	738	
69A	173	163	84	80	500	153	167	81	91	492	
70	118	113	68	67	366	114	114	71	71	370	
71	251	268	136	131	786	263	260	135	120	778	
72	257	263	188	176	884	246	264	187	173	870	
73	188	193	145	133	659	194	195	136	132	657	
74	187	188	126	130	631	184	178	131	138	631	
75	254	289	153	148	844	258	253	160	165	836	
76A	29	39	35	32	135	31	34	38	34	137	
78A	27	36	11	10	86	30	37	16	12	95	
C.B. 1											
C.B. 2											
C.B. 3											
C.B. 4											
C.B. 5											
C.B. 6											
TOTAL	7739	8254	3919	3651	23763	7771	7720	4048	3942	23521	
TOTAL SECTION 3	9538	10145	4734	4658	29075	9575	9564	4893	4748	28177	

STATEMENT OF VOTES, GENERAL ELECTION, TUESDAY, NOVEMBER 7th, 1978

Justices of the Supreme Court TERM ENDING 1/1/1987 - TWO TO BE ELECTED					Judge of the Court of Appeals 2nd District TERM ENDING 1-1-1985 ONE TO BE ELECTED			21
ALICE L. GILBERT	GARY R. McDONALD	JAMES L. RYAN	G. MENNEN WILLIAMS	TOTALS	WALTER P. CYNAR	E. THOMAS FITZGERALD	TOTALS	NAMES OF TOWNSHIPS AND ELECTION DISTRICTS MACOMB DISTRICT 70 SECTION 3
120	110	251	324	805	302	130	432	CITY OF CENTERLINE-1
81	107	170	255	613	203	108	311	2
69	82	160	217	528	193	88	281	3
67	71	182	266	586	189	134	323	4
115	132	221	330	798	279	147	426	5
104	112	214	285	715	308	88	396	6
61	40	133	160	394	146	49	195	7
139	122	333	392	986	374	136	510	C.B.
756	776	1664	2229	5425	1994	880	2874	TOTAL
55	41	106	160	362	99	84	183	CITY OF WARREN-1
49	52	105	159	365	125	73	198	2
108	106	270	314	798	294	149	443	3
82	80	193	257	612	206	117	323	4
77	64	180	207	528	201	95	296	5
91	97	188	229	605	226	121	347	6
78	57	145	215	495	189	69	258	7
77	46	165	178	466	195	63	258	8
40	39	72	93	244	81	52	133	9
82	66	154	192	494	166	103	269	10
79	82	198	258	617	231	94	325	11
113	102	233	338	786	198	109	307	12
58	52	162	202	474	152	100	252	13
64	61	101	136	362	136	63	199	13A
58	37	96	114	305	100	61	161	14
50	64	125	174	413	168	72	240	15
58	79	174	271	582	240	95	335	16
72	88	130	219	508	186	98	284	17
34	40	61	88	223	83	45	128	21A
51	75	141	200	467	166	91	257	22
81	85	164	244	574	259	90	349	23
37	28	79	104	248	80	52	132	24
79	83	146	193	501	152	114	266	25
46	52	87	139	324	114	71	185	26
65	55	129	172	421	156	77	233	28
86	87	131	207	511	180	86	266	38
83	68	206	270	627	251	77	328	39
67	43	138	142	390	168	53	221	40
55	57	150	157	419	185	47	232	40A
85	82	197	235	599	249	81	330	41
75	53	124	183	435	178	56	234	42
27	24	47	74	172	60	24	84	43
3	3	6	8	22	7	8	15	43A
39	48	61	110	258	66	70	136	44
53	59	123	167	402	168	78	246	45
64	71	171	206	512	231	68	299	46
96	103	210	302	711	282	102	384	47
109	84	210	281	684	258	111	369	48
79	73	163	203	518	181	87	268	68
70	60	196	223	549	199	92	291	68A
97	109	259	294	759	333	93	426	69
77	79	175	201	532	194	91	285	69A
76	43	126	142	387	176	39	215	70
114	117	264	315	810	316	109	425	71
150	119	321	355	945	326	142	468	72
121	85	222	259	687	232	111	343	73
107	90	221	252	670	253	107	360	74
126	103	282	327	838	309	150	459	75
30	20	30	46	126	44	24	68	76A
17	13	25	32	87	45	10	55	78A
3592	3324	7662	9846	24424	9094	4044	13138	TOTAL
4348	4100	9326	12075	29849	11088	4924	16012	TOTAL SECTION 3

STATEMENT OF VOTES, GENERAL ELECTION, TUESDAY, NOVEMBER 7th, 1978

22	Judge of the Circuit Court <u>16th</u> Circuit TERM ENDING <u>1-1-1985</u> TWO TO BE ELECTED				Judge of the Circuit Court _____ Circuit TERM ENDING _____ TO BE ELECTED			
	FRANK E. JEANNETTE	KENNETH N. SANBORN		TOTALS				TOTALS
NAMES OF TOWNSHIPS AND ELECTION DISTRICTS MACOMB SECTION 3 DISTRICT 70								
CITY OF CENTERLINE-1	325	205		530				
2	238	144		382				
3	209	135		344				
4	230	163		393				
5	316	206		522				
6	276	173		449				
7	137	89		226				
C.B.	423	359		782				
TOTAL	2154	1474		3628				
CITY OF WARREN-1	167	87		194				
2	132	111		243				
3	279	211		489				
4	214	143		357				
5	200	139		338				
6	217	177		394				
7	173	133		306				
8	165	131		296				
9	80	68		148				
10	168	119		287				
11	227	151		378				
12	281	182		463				
13	161	123		284				
13A	132	84		216				
14	107	74		181				
15	153	102		255				
16	219	148		367				
17	191	127		318				
21A	80	53		133				
22	165	122		287				
23	225	163		388				
24	88	68		156				
25	170	139		309				
26	117	84		195				
28	159	111		270				
38	200	131		331				
39	219	167		386				
40	137	114		251				
40A	147	107		254				
41	216	146		362				
42	154	104		258				
43	66	41		107				
43A	11	6		17				
44	94	53		147				
45	137	117		254				
46	200	150		350				
47	267	196		463				
48	287	180		467				
68	160	131		291				
68A	186	143		329				
69	259	187		446				
69A	182	129		311				
70	138	101		239				
71	276	222		498				
72	302	239		541				
73	219	175		394				
74	227	154		381				
75	297	220		517				
76A	38	38		76				
78A	38	25		63				
C.B. 1								
C.B. 2								
C.B. 3								
C.B. 4								
C.B. 5								
C.B. 6								
TOTAL	8630	6315		14945				
TOTAL SECTION 3	10784	7789		18573				

STATEMENT OF VOTES, GENERAL ELECTION, TUESDAY, NOVEMBER 7th, 1978

Judge of the Probate Court _____ District _____ TERM ENDING 1-1-1985 ONE TO BE ELECTED				Judge of the Probate Court _____ District _____ TERM ENDING 1-1-1983 ONE TO BE ELECTED				23	
JAMES F. NOWICKI				GEORGE E. MONTGOMERY		LAWRENCE P. ZATKOFF		NAMES OF TOWNSHIPS AND ELECTION DISTRICTS	
TOTALS				TOTALS		TOTALS		MACOMB DISTRICT 70 SECTION 3	
317			317	184	237			421	CITY OF CENTERLINE-1
240			240	185	116			301	2
212			212	150	101			251	3
234			234	147	145			292	4
308			308	217	183			400	5
290			290	165	220			385	6
139			139	72	124			196	7
436			436	286	212			498	C.B.
									TOTAL
			2116	1406	1338			2144	
135			135	88	77			165	CITY OF WARREN-1
139			139	113	74			187	2
316			316	243	192			435	3
212			212	221	116			337	4
194			194	166	137			303	5
228			228	251	94			345	6
188			188	177	75			252	7
179			179	172	70			242	8
84			84	96	29			125	9
182			182	200	62			262	10
222			222	249	89			338	11
293			293	225	123			418	12
167			167	200	56			256	13
133			133	142	45			187	13A
116			116	104	48			152	14
147			147	160	50			210	15
226			226	192	112			304	16
193			193	184	77			261	17
73			73	97	30			127	21A
187			187	157	80			237	22
223			223	217	91			308	23
89			89	84	36			120	24
182			182	176	85			261	25
129			129	124	45			169	26
163			163	123	95			218	28
186			186	184	61			245	38
239			239	169	135			304	39
147			147	116	80			196	40
146			146	113	89			202	40A
226			226	184	115			299	41
168			168	114	85			199	42
58			58	48	36			84	43
12			12	8	7			15	43A
100			100	84	40			124	44
148			148	97	104			201	45
214			214	120	149			269	46
293			293	240	127			367	47
240			240	231	121			352	48
192			192	139	90			229	68
211			211	156	101			257	68A
299			299	183	150			333	69
204			204	155	102			257	69A
159			159	113	73			186	70
308			308	217	150			367	71
332			332	227	177			404	72
257			257	198	137			295	73
245			245	178	128			306	74
327			327	237	154			391	75
44			44	42	20			62	76A
39			39	15	25			40	78A
									C.B. 1
									C.B. 2
									C.B. 3
									C.B. 4
									C.B. 5
									C.B. 6
									TOTAL
			9198	7259	4444			121203	
									TOTAL SECTION 3
			11364	9165	5782			14947	

STATEMENT OF VOTES, GENERAL ELECTION, TUESDAY, NOVEMBER 7th, 1978

24	Judge of the District Court <u>37th</u> District					Judge of the District Court _____ District														
	TERM ENDING <u>12-31-1984</u>					ONE TO BE ELECTED					TERM ENDING _____					TO BE ELECTED				
NAMES OF TOWNSHIPS AND ELECTION DISTRICTS											SHERMAN P. FAUNCE					TOTALS				
MACOMB SECTION 3 DISTRICT 70																				
CITY OF CENTERLINE-1											313					313				
2											219					219				
3											201					201				
4											222					222				
5											296					296				
6											267					267				
7											117					117				
C.B.											413					413				
TOTAL											2048					2048				
CITY OF WARREN-1											121					121				
2											130					130				
3											274					274				
4											205					205				
5											187					187				
6											239					239				
7											175					175				
8											179					179				
9											93					93				
10											174					174				
11											221					221				
12											283					283				
13											181					181				
13A											138					138				
14											107					107				
15											157					157				
16											219					219				
17											201					201				
21A											85					85				
22											184					184				
23											226					226				
24											88					88				
25											199					199				
26											121					121				
28											180					180				
38											197					197				
39											207					207				
40											142					142				
40A											139					139				
41											233					233				
42											149					149				
43											58					58				
43A											9					9				
44											94					94				
45											150					150				
46											228					228				
47											257					257				
48											262					262				
68											175					175				
68A											192					192				
69											271					271				
69A											191					191				
70											149					149				
71											288					288				
72											298					298				
73											205					205				
74											235					235				
75											309					309				
76A											47					47				
78A											40					40				
C.B. 1																				
C.B. 2																				
C.B. 3																				
C.B. 4																				
C.B. 5																				
C.B. 6																				
TOTAL											8892					8892				
TOTAL SECTION 3											10940					10940				

STATEMENT OF VOTES, GENERAL ELECTION, TUESDAY, NOVEMBER 7th, 1978

COMMUNITY COLLEGE TRUSTEES

SADIE BIALOCK	HARVEY R. DEAN	STEVEN DeLUCA	ODESSA KOMER	LEON M. KONIECZNY	STEVEN E. ZMUDA	TOTALS	NAMES OF TOWNSHIPS AND ELECTION DISTRICTS SECTION 3
182	214	177	123	156	116	968	CITY OF CENTERLINE-1
133	158	119	128	88	67	693	2
109	131	118	103	101	58	620	3
112	125	129	101	125	82	674	4
171	199	134	144	132	91	871	5
151	152	119	106	173	135	836	6
74	84	69	58	67	35	387	7
223	298	210	182	188	151	1255	C.B.
155	1361	1075	945	1030	735	6304	TOTAL
68	80	67	55	62	55	387	CITY OF WARREN-1
81	109	65	72	67	47	441	2
122	217	182	118	203	113	955	3
101	147	99	99	148	91	685	4
95	140	88	79	125	92	619	5
135	180	120	120	107	91	753	6
104	131	100	67	93	46	541	7
84	111	78	57	85	62	477	8
42	76	57	45	38	24	282	9
103	150	99	87	96	56	591	10
112	153	100	102	137	83	687	11
141	184	136	117	173	127	878	12
77	104	95	51	84	55	466	13
58	107	71	58	55	42	391	13A
63	77	65	52	54	35	336	14
80	105	73	50	79	50	439	15
110	165	87	95	117	80	654	16
112	163	98	95	81	55	604	17
36	65	47	37	43	18	243	21A
78	117	90	85	78	68	516	22
125	160	85	104	100	60	634	23
48	70	49	38	29	35	269	24
79	153	105	75	71	68	551	25
68	91	54	62	44	33	352	26
93	139	87	81	52	48	500	28
91	144	110	86	81	53	565	38
112	122	90	110	159	48	641	39
66	96	81	49	80	58	430	40
77	94	74	58	84	61	448	40A
110	152	89	95	135	85	666	41
97	102	60	62	83	76	480	42
35	44	33	35	23	19	189	43
7	6	6	5	3	5	32	43A
55	73	47	52	55	31	313	44
86	101	66	70	79	47	449	45
118	137	88	83	97	70	593	46
131	188	142	124	127	95	807	47
133	153	157	120	119	71	753	48
89	159	93	66	104	68	579	68
97	186	90	86	90	60	609	68A
223	170	123	110	179	91	896	69
92	118	112	83	103	67	575	69A
72	104	80	61	84	59	460	70
143	189	137	117	165	105	856	71
152	189	129	116	185	127	898	72
120	139	112	84	113	100	668	73
132	187	106	102	118	95	740	74
160	226	167	145	145	87	930	75
30	40	23	27	14	9	143	76A
17	17	15	11	19	12	91	78A
							C.B. 1
							C.B. 2
							C.B. 3
							C.B. 4
							C.B. 5
							C.B. 6
							TOTAL
41660	6230	4424	3858	4665	3123	27060	
5815	7691	5499	4803	5695	3858	33364	TOTAL SECTION 3

STATEMENT OF VOTES, GENERAL ELECTION, TUESDAY, NOVEMBER 7th, 1978

28

NAMES OF TOWNSHIPS AND ELECTION DISTRICTS MACOMB SECTION 3 DISTRICT 70						TOTALS						TOTALS
CITY OF CENTERLINE-1 2 3 4 5 6 7 C.B. TOTAL												
CITY OF WARREN-1 2 3 4 5 6 7 8 9 10 11 12 13 13A 14 15 16 17 21A 22 23 24 25 26 28 38 39 40 40A 41 42 43 43A 44 45 46 47 48 68 68A 69 69A 70 71 72 73 74 75 76A 78A C.B. 1 C.B. 2 C.B. 3 C.B. 4 C.B. 5 C.B. 6 TOTAL												
TOTAL SECTION 3												

STATEMENT OF VOTES, GENERAL ELECTION, TUESDAY, NOVEMBER 7th, 1978

STATE PROPOSALS

PROPOSAL A PROPOSAL RELATING TO CALLING A CONSTITUTIONAL CONVENTION.			PROPOSAL B PROPOSAL TO PROHIBIT THE GRANTING OF A PAROLE TO A PRISONER CONVICTED OF CERTAIN CRIMES INVOLVING VIOLENCE OR INJURY TO PERSON OR PROPERTY UNTIL AT LEAST AFTER THE MINIMUM SENTENCE HAS BEEN SERVED.			PROPOSAL C PROPOSAL TO PERMIT THE DEPOSIT OF STATE FUNDS IN SAVINGS AND LOAN ASSOCIATIONS AND CREDIT UNIONS AS WELL AS IN BANKS.			PROPOSAL D PROPOSAL TO PROHIBIT ALCOHOLIC BEVERAGES FROM BEING SOLD TO, OR POSSESSED FOR PURPOSES OF PERSONAL CONSUMPTION BY, A PERSON UNDER THE AGE OF 21.			NAMES OF TOWNSHIPS AND ELECTION DISTRICTS MACOMB DISTRICT 70 SECTION 3
YES	NO	TOTAL	YES	NO	TOTAL	YES	NO	TOTAL	YES	NO	TOTAL	
140	372	512	417	108	525	327	185	512	338	196	534	CITY OF CENTERLINE-1
115	276	391	290	108	398	257	134	391	265	144	409	2
98	246	344	276	74	350	239	107	346	227	124	351	3
111	287	398	326	91	417	267	142	409	246	174	420	4
167	359	526	405	133	538	368	165	533	374	169	543	5
109	380	489	408	88	496	321	169	490	339	171	510	6
62	199	261	203	71	274	187	77	264	181	95	276	7
191	331	522	448	89	537	383	134	517	413	131	544	C.B.
												TOTAL
993	1450	2443	1113	162	1275	923	1113	2036	833	1204	1957	
75	159	234	169	71	240	147	86	233	153	93	246	CITY OF WARREN-1
85	139	224	153	72	225	128	96	224	147	83	230	2
125	389	514	397	123	520	357	161	518	307	222	529	3
94	296	390	296	105	401	250	152	402	280	141	421	4
75	281	356	273	84	357	204	142	346	236	125	361	5
103	300	403	295	111	406	240	165	405	265	145	410	6
89	231	320	247	84	331	219	105	324	188	149	337	7
78	229	307	244	78	322	189	128	317	207	118	325	8
56	109	165	109	59	168	104	61	165	106	61	167	9
88	258	346	235	109	344	195	138	333	227	130	357	10
97	302	399	307	112	419	155	171	326	279	149	428	11
136	359	495	387	141	528	321	189	510	338	197	535	12
68	260	328	258	80	338	205	126	331	194	153	347	13
59	194	253	192	67	259	137	121	258	166	101	267	13A
33	171	204	156	52	208	119	90	209	135	77	212	14
82	180	262	199	69	268	168	100	268	187	90	277	15
122	287	409	315	103	418	268	140	408	296	134	420	16
118	223	341	252	91	343	204	128	332	233	111	344	17
43	112	155	127	37	164	90	68	158	119	43	162	21A
84	200	284	229	82	311	186	118	304	183	128	311	22
105	277	382	285	107	392	218	164	382	241	150	391	23
51	117	168	119	48	167	112	55	167	119	50	169	24
100	215	315	256	74	330	177	145	322	229	111	340	25
82	149	231	184	60	244	158	78	236	166	86	252	26
101	201	302	246	60	306	185	117	302	201	111	312	28
104	231	335	251	83	334	205	126	331	234	102	336	38
77	325	402	333	80	413	249	149	398	273	144	417	39
55	220	275	222	56	278	146	134	280	173	108	281	40
56	236	292	229	67	296	176	117	293	193	108	301	40A
91	306	397	321	92	413	246	159	405	243	165	408	41
63	195	258	189	81	270	165	98	263	166	106	272	42
25	77	102	72	32	104	61	39	99	65	36	101	43
6	18	24	16	8	24	11	13	24	9	15	24	43A
48	119	167	120	48	168	90	80	170	113	54	167	44
72	196	268	222	57	279	193	76	269	183	100	283	45
69	280	349	294	58	352	218	136	354	239	117	356	46
102	359	461	356	116	472	307	150	457	270	206	476	47
98	369	467	378	96	474	294	162	456	290	192	482	48
88	243	331	244	93	337	192	141	333	211	130	341	68
90	293	383	317	77	394	232	157	383	260	142	402	68A
108	405	513	423	113	536	331	191	522	365	177	542	69
67	272	339	276	70	346	213	128	341	204	149	353	69A
52	213	265	222	48	270	160	102	262	166	102	268	70
116	403	519	406	127	533	325	196	521	357	178	535	71
122	475	597	478	120	598	388	203	591	359	250	609	72
103	349	452	386	82	468	302	158	460	319	152	471	73
69	371	440	358	93	451	269	173	442	270	177	447	74
117	463	580	472	117	589	368	211	579	342	249	591	75
32	57	89	74	16	90	51	35	86	51	39	90	76A
19	41	60	42	16	58	39	18	57	31	27	58	78A
3998	1154	5152	1763	392	2155	996	619	1615	1059	617	1676	C.B. 1
												C.B. 2
												C.B. 3
												C.B. 4
												C.B. 5
												C.B. 6
4991	14604	19595	15404	4681	20085	11316	7302	19618	14971	13177	28148	TOTAL
												TOTAL SECTION 3

STATEMENT OF VOTES, GENERAL ELECTION, TUESDAY, NOVEMBER 7th, 1978

STATE PROPOSALS												
NAMES OF TOWNSHIPS AND ELECTION DISTRICTS MACOMB SECTION 3 DISTRICT 70	PROPOSAL E PROPOSAL FOR TAX LIMITATION.			PROPOSAL G PROPOSAL TO ALLOW COLLECTIVE BARGAINING WITH BINDING ARBITRATION FOR MICHIGAN STATE POLICE TROOPERS.			PROPOSAL H PROPOSAL TO PROHIBIT THE USE OF PROPERTY TAXES FOR SCHOOL OPERATING EXPENSES AND TO ESTABLISH A VOUCHER SYSTEM FOR FINANCING EDUCATION OF STUDENTS AT PUBLIC AND NONPUBLIC SCHOOLS.			PROPOSAL J PROPOSAL TO REDUCE PROPERTY TAX ASSESSMENTS; TO ESTABLISH A MAXIMUM OF 5.6% ON THE RATE OF THE STATE INCOME TAX; TO PROHIBIT LEGISLATURE FROM REQUIRING NEW OR EXPANDED LOCAL PROGRAMS WITHOUT STATE FUNDING; AND TO ALLOW SCHOOL INCOME TAX WITH VOTER APPROVAL.		
	YES	NO	TOTAL	YES	NO	TOTAL	YES	NO	TOTAL	YES	NO	TOTAL
	CITY OF CENTERLINE-1	277	237	514	282	230	512	215	308	523	235	280
2	194	199	393	214	170	384	144	254	398	173	221	394
3	167	180	347	201	142	343	131	221	352	134	204	338
4	203	197	400	234	167	401	168	255	423	165	244	409
5	235	289	524	346	185	531	124	418	542	179	355	534
6	256	235	491	258	230	488	192	316	508	242	248	490
7	128	132	260	161	96	257	138	139	277	94	159	253
C.B.	336	178	514	368	155	523	278	259	537	263	252	515
TOTAL	1496	1644	3140	2064	1315	3379	1390	2140	3530	1485	1965	3450
CITY OF WARREN-1	102	138	240	135	95	230	61	178	239	83	148	231
2	113	106	219	134	90	224	68	158	226	93	127	220
3	248	257	505	257	255	512	164	351	515	250	266	516
4	173	227	400	210	177	387	118	292	410	166	238	404
5	151	196	347	199	155	354	90	264	354	151	197	348
6	205	201	406	228	181	409	92	318	410	177	235	412
7	148	176	324	178	145	323	79	247	326	122	200	322
8	176	140	316	175	138	313	105	214	319	130	187	317
9	76	91	167	89	74	163	31	137	168	66	102	168
10	130	207	337	201	135	336	85	263	348	121	224	345
11	224	183	407	227	176	403	117	297	414	193	217	410
12	278	242	520	281	223	504	192	331	523	270	247	517
13	173	160	333	169	163	332	63	258	321	127	202	329
13A	136	128	264	142	117	259	59	202	261	114	143	257
14	114	91	205	106	102	208	68	141	209	79	126	205
15	117	156	273	154	106	260	72	197	269	95	177	272
16	201	205	406	239	171	410	122	278	400	216	207	423
17	153	187	340	191	143	334	92	249	341	123	209	332
21A	73	80	153	100	58	158	36	122	158	64	95	159
22	146	154	300	177	116	293	79	229	308	116	186	302
23	179	204	383	217	158	375	103	286	389	161	228	389
24	92	74	166	108	88	196	56	115	171	75	90	165
25	165	162	327	189	133	322	89	233	322	143	175	318
26	119	117	236	146	85	231	76	165	241	102	138	240
28	156	147	303	197	102	299	82	221	303	118	185	303
38	155	168	323	204	123	327	88	242	330	144	186	330
39	265	134	399	220	173	393	133	278	411	186	225	411
40	142	132	274	144	133	277	89	184	273	104	166	270
40A	171	118	289	154	132	286	71	224	295	119	170	289
41	220	176	396	212	192	404	128	280	408	184	222	406
42	140	128	268	144	120	264	84	186	270	105	160	265
43	55	44	99	65	35	100	30	74	104	51	48	99
43A	11	14	25	13	11	24	7	19	26	13	12	25
44	88	79	167	94	70	164	44	127	171	78	98	166
45	141	131	272	154	115	269	81	188	269	102	169	271
46	180	171	351	185	164	349	104	246	350	144	204	348
47	240	224	464	258	193	451	120	313	433	197	264	461
48	257	202	459	259	200	459	163	304	467	198	259	457
68	180	147	327	175	158	333	84	260	344	166	166	332
68A	221	169	390	210	171	381	101	287	388	185	200	385
69	286	228	514	246	263	509	209	335	544	261	268	529
69A	176	177	353	182	162	344	82	268	350	126	223	349
70	133	129	262	149	120	269	94	173	267	127	139	266
71	291	228	519	277	244	521	159	368	527	229	287	516
72	317	281	598	294	295	589	163	434	597	237	375	612
73	275	179	454	232	218	450	155	312	467	222	242	464
74	231	207	438	243	195	438	128	309	437	210	229	439
75	248	223	471	282	293	575	174	405	579	288	294	582
76A	49	39	88	50	35	85	25	62	87	48	40	88
78A	23	38	61	33	25	58	13	49	62	25	34	59
C.B. 1												
C.B. 2												
C.B. 3	1443			8928			4748	11613	16421	1094	9219	16313
C.B. 4		1195		1196			16124					
C.B. 5			16238									
C.B. 6												
TOTAL												
TOTAL SECTION 3	11239	9442	19681	10991	8571	19562	6138	13843	19981	8579	11882	19461

STATE PROPOSALS

PROPOSAL K PROPOSAL TO GRANT AUTHORITY TO COURTS TO DENY BAIL UNDER CERTAIN CIRCUMSTANCES INVOLVING VIOLENT CRIMES.			PROPOSAL M PROPOSAL TO ALLOCATE AT LEAST 90% OF GAS TAX REVENUES FOR GENERAL ROAD PURPOSES AND THE REMAINDER FOR OTHER TRANSPORTATION PURPOSES AND TO REPLACE STATE HIGHWAY COMMISSION WITH A TRANSPORTATION COMMISSION.			PROPOSAL R PROPOSAL TO AUTHORIZE CREATION OF A RAILROAD REDEVELOPMENT AUTHORITY TO MAKE LOANS TO RAILROADS WITH TRACKAGE IN MICHIGAN AND TO AUTHORIZE AUTHORITY TO ISSUE GENERAL OBLIGATION BONDS IN AMOUNT NOT TO EXCEED 175 MILLION DOLLARS.			NAMES OF TOWNSHIPS AND ELECTION DISTRICTS			
YES	NO	TOTAL	YES	NO	TOTAL	YES	NO	TOTAL	YES	NO	TOTAL	
445	71	516	264	241	505	211	291	502				CITY OF CENTERLINE-1
339	54	393	238	153	391	177	205	382				2
295	54	349	162	173	335	135	202	337				3
342	65	407	205	192	397	167	225	392				4
465	62	527	281	238	519	231	285	516				5
426	64	490	238	242	480	185	290	475				6
223	43	266	146	100	246	118	133	251				7
503	34	537	318	187	505	227	272	499				C.B.
3038	447	3485	1852	1526	3378	1451	1907	3354				TOTAL
187	52	239	117	117	234	114	119	233				CITY OF WARREN-1
175	46	221	131	87	218	100	115	215				2
449	66	515	257	260	517	193	316	509				3
325	70	395	181	212	393	161	223	384				4
299	51	350	166	180	346	139	200	339				5
335	67	402	102	216	318	159	246	405				6
266	65	331	150	170	320	128	182	310				7
266	49	315	156	155	311	115	192	307				8
136	32	168	85	83	168	74	89	163				9
279	62	341	151	174	325	150	172	322				10
339	64	403	182	210	392	163	226	389				11
445	72	517	259	239	498	216	264	480				12
283	55	338	159	170	329	131	193	324				13
212	45	257	104	150	254	75	170	245				13A
182	28	210	99	108	207	80	124	204				14
209	56	265	133	127	260	103	150	253				15
334	78	412	208	193	401	146	240	386				16
282	51	333	170	160	330	123	202	325				17
135	27	162	83	71	154	76	80	156				21A
247	48	295	140	155	295	136	154	290				22
312	67	379	187	180	367	148	213	361				23
143	23	166	93	69	162	64	96	160				24
274	49	323	150	168	318	134	177	311				25
198	35	233	137	94	231	101	133	234				26
273	28	301	155	143	298	116	179	295				28
256	64	320	160	157	317	144	171	315				38
348	62	410	203	194	397	143	247	390				39
235	45	280	130	145	275	77	193	270				40
248	45	293	141	146	287	117	165	282				40A
338	63	401	166	229	395	126	261	387				41
211	56	267	123	133	256	98	155	253				42
88	15	103	27	38	65	41	57	98				43
16	8	24	7	17	24	7	17	24				43A
131	33	164	82	80	162	47	114	161				44
232	42	274	137	127	264	118	136	254				45
307	42	349	161	188	349	126	217	343				46
395	60	455	222	229	451	191	255	446				47
390	72	462	217	231	448	160	283	443				48
267	60	327	156	173	329	122	200	322				68
331	56	387	174	202	376	129	236	365				68A
463	64	527	237	273	510	192	298	490				69
291	51	342	170	164	334	115	218	333				69A
227	39	266	109	153	262	95	163	258				70
452	58	510	242	274	516	176	327	503				71
534	58	592	291	288	579	240	329	569				72
392	62	454	214	232	446	184	251	435				73
372	63	435	204	228	432	168	258	426				74
495	86	581	260	313	573	203	359	562				75
74	13	87	42	44	86	27	57	84				76A
43	12	55	26	30	56	22	31	53				78A
												C.B. 1
												C.B. 2
												C.B. 3
												C.B. 4
												C.B. 5
												C.B. 6
1372	2515	16236	7686	2180	15866	6213	9453	15666				TOTAL
16759	2962	19721	9538	9706	19244	7664	11356	19020				TOTAL SECTION 3

STATEMENT OF VOTES, GENERAL ELECTION, TUESDAY, NOVEMBER 7th, 1978

32

NAMES OF
TOWNSHIPS AND
ELECTION DISTRICTS
MACOMB SECTION 3
DISTRICT 70

YES	NO	TOTAL	YES	NO	TOTAL	YES	NO	TOTAL	YES	NO	TOTAL
-----	----	-------	-----	----	-------	-----	----	-------	-----	----	-------

CITY OF CENTERLINE-1

- 2
- 3
- 4
- 5
- 6
- 7
- C.B.
- TOTAL

CITY OF WARREN-1

- 2
- 3
- 4
- 5
- 6
- 7
- 8
- 9
- 10
- 11
- 12
- 13
- 13A
- 14
- 15
- 16
- 17
- 21A
- 22
- 23
- 24
- 25
- 26
- 28
- 38
- 39
- 40
- 40A
- 41
- 42
- 43
- 43A
- 44
- 45
- 46
- 47
- 48
- 68
- 68A
- 69
- 69A
- 70
- 71
- 72
- 73
- 74
- 75
- 76A
- 78A
- C.B. 1
- C.B. 2
- C.B. 3
- C.B. 4
- C.B. 5
- C.B. 6
- TOTAL

TOTAL SECTION 3

STATEMENT OF VOTES, GENERAL ELECTION, TUESDAY, NOVEMBER 7th, 1978

GOVERNOR & LIEUTENANT GOVERNOR				SECRETARY OF STATE				NAMES OF TOWNSHIPS AND ELECTION DISTRICTS	POLL BOOK TOTALS
WILLIAM B. FITZGERALD OLIVIA P. MAYNARD DEM.	WILLIAM G. MILLIKEN JAMES H. BRICKLEY REP.	TOTALS	RICHARD H. AUSTIN DEM.	MELVIN L. LARSEN REP.	TOTALS	MACOMB DISTRICT 71			
324	118	176	294	201	88	289	CITY OF STERLING HEIGHTS-1		
479	186	273	459	301	148	449	2		
343	139	188	327	232	90	322	3		
619	212	379	591	368	191	559	4		
338	129	196	325	213	104	317	5		
340	120	204	324	214	95	309	6		
452	181	275	426	222	92	414	7		
529	228	277	505	340	160	500	8		
391	167	208	375	267	99	266	9		
502	206	280	488	319	154	473	10		
789	303	460	764	496	254	750	11		
462	194	251	445	301	128	429	12		
482	211	250	461	305	146	451	13		
259	92	159	251	163	82	245	14		
478	166	289	455	304	140	444	15		
484	215	258	473	326	135	461	16		
311	144	157	301	222	75	297	17		
604	200	383	585	364	209	574	18		
393	105	179	284	176	95	277	19		
446	181	254	435	306	118	424	20		
683	270	392	662	476	175	651	21		
919	388	507	895	604	261	865	22		
266	224	318	552	351	187	538	23		
693	249	423	672	442	214	656	24		
764	287	461	748	442	285	727	25		
715	305	385	690	486	191	677	26		
577	229	338	567	386	166	552	27		
215	87	121	208	143	57	200	28		
535	217	293	510	333	158	491	29		
683	274	390	664	469	178	647	30		
519	240	267	507	356	142	498	31		
736	271	433	704	402	259	661	32		
286	247	321	568	395	163	558	33		
326	130	184	314	230	75	305	34		
672	281	375	656	460	179	638	35		
554	243	289	532	381	138	519	36		
550	228	302	530	368	414	782	37		
381	140	230	370	251	104	355	38		
805	309	475	784	541	229	770	39		
417	181	222	403	310	89	399	40		
602	263	311	574	403	169	572	41		
583	264	292	556	401	139	540	42		
441	238	380	618	401	196	597	43		
488	191	282	473	352	116	468	48		
373	178	192	370	267	94	361	49		
219	95	115	210	164	44	208	50		
328	155	160	315	228	77	305	51		
131	63	62	125	97	29	126	52		
579	247	310	557	353	184	537	53		
469	231	220	451	344	104	448	59		
536	237	276	513	362	145	507	60		
329	97	214	311	174	128	302	61		
178	92	82	175	128	43	171	62		
484	252	204	456	317	122	439	63		
119	61	50	111	82	28	110	64		
489	221	243	464	317	135	452	65		
485	180	285	465	296	159	455	66		
483	168	296	461	322	137	459	67		
28,420	11,540	5,760	27,312	18,514	8,315	26,890	TOTAL		
280	106	137	263	170	76	246	CITY OF UTICA-1		
281	197	355	552	320	188	508	2		
398	165	218	383	248	109	357	3		
241	80	154	234	131	99	230	C.B.		
1500	548	894	1432	869	472	1341	TOTAL		
223	99	106	205	147	49	196	CITY OF WARREN-112		
	99	106	205	147	49	196	TOTAL		
30143	12,187	16,756	28,949	19,590	8,836	28,427	TOTAL SECTION 4		

STATEMENT OF VOTES, GENERAL ELECTION, TUESDAY, NOVEMBER 7th, 1978

2	ATTORNEY GENERAL				UNITED STATES SENATOR			
	DEM. FRANK J. KELLEY	REP. STEPHEN C. BRANDSDORFER	AIP JAMES E. WELLS	TOTALS	DEM. CARL LEVIN	REP. ROBERT P. GRIFFIN	TOTALS	
NAMES OF TOWNSHIPS AND ELECTION DISTRICTS MACOMB DISTRICT 71 SECTION 4								
CITY OF STERLING HEIGHTS-1	214	74	0	288	163	133	296	
2	356	91	5	452	243	218	461	
3	238	76	6	320	178	159	337	
4	407	135	10	552	287	297	584	
5	229	75	10	314	177	154	331	
6	230	73	5	308	161	162	323	
7	344	63	6	413	246	187	433	
8	377	113	9	499	259	253	511	
9	280	74	6	360	198	178	376	
10	343	120	5	468	267	212	479	
11	566	163	12	741	372	391	763	
12	319	90	11	420	266	177	443	
13	361	86	12	459	248	214	462	
14	163	76	2	241	121	127	248	
15	331	102	9	442	235	221	456	
16	361	90	7	458	266	210	476	
17	233	54	7	294	161	145	306	
18	386	168	10	564	232	356	589	
19	177	93	4	274	116	167	283	
20	328	85	4	417	238	202	440	
21	484	146	14	644	349	303	652	
22	681	177	9	867	493	399	892	
23	405	122	11	538	274	275	549	
24	486	155	14	655	312	363	675	
25	307	202	10	719	338	409	747	
26	523	145	8	676	388	306	694	
27	411	127	6	544	290	274	564	
28	154	42	1	197	114	94	208	
29	368	111	10	489	254	263	517	
30	508	123	6	637	360	309	669	
31	398	85	7	490	282	219	501	
32	481	174	13	668	330	375	705	
33	419	123	10	552	309	261	570	
34	241	62	5	308	175	139	314	
35	498	124	7	629	373	280	653	
36	411	98	13	522	305	234	539	
37	398	100	8	506	294	246	540	
38	261	83	6	350	180	192	372	
39	571	182	11	764	413	377	789	
40	314	666	11	991	240	167	407	
41	444	109	8	561	337	244	581	
42	436	92	7	535	330	230	560	
43	428	149	15	592	315	302	617	
48	362	90	7	459	291	188	479	
49	275	76	5	356	213	151	364	
50	164	43	1	208	119	94	213	
51	222	70	8	300	178	144	322	
52	102	21	3	126	82	46	128	
53	382	145	12	539	314	242	556	
59	355	81	11	447	283	177	460	
60	380	112	14	506	312	204	516	
61	179	119	4	302	132	180	312	
62	127	37	5	169	106	69	175	
63	336	93	6	435	304	162	466	
64	88	18	2	108	67	47	114	
65	352	95	11	458	265	210	475	
66	317	126	14	457	224	250	474	
67	313	127	11	451	238	228	466	
TOTAL	20024	6551	464	27039	14615	12816	27432	
CITY OF UTICA-1	171	62	8	241	146	116	262	
2	350	143	6	499	261	285	546	
3	249	94	7	349	207	168	375	
C.B.	150	75	1	227	95	137	232	
TOTAL	919	374	22	1316	709	706	1415	
CITY OF WARREN-112	164	31	7	202	132	80	212	
C.B.								
TOTAL	164	31	7	202	132	80	212	
TOTAL SECTION 4	21107	6956	493	28557	15456	13802	29059	

STATEMENT OF VOTES, GENERAL ELECTION, TUESDAY, NOVEMBER 7th, 1978

Repres't've in Congress 12th District			Repres't've in Congress 18th District			3	
DEM.	REP.	TOTALS	DEM.	REP.	A.I.P.	TOTALS	NAMES OF TOWNSHIPS AND ELECTION DISTRICTS
DAVID E. BONIOR	KIRBY HOLMES		JAMES J. BLANCHARD	ROBERT J. SALLLOUM	DAVID DREXLER		MACOMB SECTION 4 DISTRICT 71
			219	64	1	284	CITY OF STERLING HEIGHTS-1
			336	93	12	441	2
			239	74	4	317	3
			404	131	12	547	4
			247	63	7	317	5
			220	63	7	290	6
			328	72	7	407	7
			380	98	6	484	8
			271	78	4	353	9
			325	108	4	437	10
			538	167	13	718	11
			312	91	13	416	12
			339	89	9	437	13
			159	66	7	232	14
			330	89	7	426	15
			380	70	9	459	16
			216	60	8	284	17
			388	155	12	555	18
			183	72	5	260	19
			325	79	6	410	20
			470	133	7	610	21
			644	177	8	829	22
			377	116	16	509	23
			495	127	10	632	24
			486	196	14	696	25
			509	139	10	658	26
			403	122	6	531	27
			144	43	1	188	28
			281	89	11	381	29
			477	130	8	615	30
			382	86	13	481	31
			503	139	9	651	32
			411	117	9	537	33
			220	60	8	288	34
			482	115	8	605	35
			411	91	10	512	36
			403	89	9	501	37
			249	84	5	338	38
			564	153	16	733	39
			305	60	7	372	40
			432	105	13	550	41
			428	86	11	525	42
			407	152	7	566	43
			352	94	8	454	48
			250	82	5	337	49
			167	35	2	204	50
			239	62	3	304	51
			476	21	2	119	52
			388	116	20	524	53
			348	81	9	438	59
			364	106	14	484	60
			192	101	1	294	61
			122	32	8	162	62
			338	82	7	427	63
			90	17	2	109	64
			326	104	13	443	65
			301	135	12	448	66
			320	99	11	430	67
			19515	5558	486	25559	TOTAL
116	132	238					CITY OF UTICA-1
218	289	507					2
178	170	348					3
112	119	231					C.B.
624	700	1324					TOTAL
			140	31	5	176	CITY OF WARREN-112
			140	31	5	176	C.B.
							TOTAL
624	700	1324	19655	5589	491	25735	TOTAL SECTION 4

STATEMENT OF VOTES, GENERAL ELECTION, TUESDAY, NOVEMBER 7th, 1978

STATE SENATOR <u>26th</u> DISTRICT				STATE SENATOR <u>27th</u> DISTRICT				5	
GILBERT J. D'INELLO DEM.	EDWIN PARKINSON REP.		TOTALS	ARTHUR J. MILLER, JR. DEM.	DOROTHY S. HYNE REP.		TOTALS	NAMES OF TOWNSHIPS AND ELECTION DISTRICTS MACOMB SECTION 3 DISTRICT 70	
290	124		414					CITY OF CENTERLINE-1	
245	70		315					2	
220	75		295					3	
247	81		328					4	
336	104		440					5	
282	104		386					6	
152	45		197					7	
312	144		456					C.B.	
2084	747		2831					TOTAL	
132	46		178					CITY OF WARREN-1	
133	49		182					2	
317	94		411					3	
223	64		287					4	
206	65		271					5	
332	81		313					6	
190	69		259					7	
186	59		245					8	
100	35		135					9	
207	70		277					10	
197	106		303					11	
263	113		376					12	
211	53		264					13	
				173	41		214	13A	
				122	57		173	14	
164	40		204					15	
254	47		301					16	
202	69		271					17	
95	26		121					21A	
196	66		262					22	
233	71		304					23	
95	34		129					24	
200	68		268					25	
151	40		191					26	
175	63		238					28	
202	66		268					38	
215	96		311					39	
126	72	1	199					40	
				172	65		237	40A	
				274	68		342	41	
				200	41		241	42	
				82	15		97	43	
7	7		14					43A	
				129	19		148	44	
				192	60		252	45	
				257	65		322	46	
270	90		360					47	
257	110		367					48	
				210	68		278	68	
				233	80		313	68A	
				327	106		433	69	
				229	64		293	69A	
				170	49		219	70	
				358	94		452	71	
				357	151		508	72	
				278	108		386	73	
				275	96		371	74	
				379	119		498	75	
				48	28		76	76A	
				41	10		51	78A	
								C.B. 1	
								C.B. 2	
								C.B. 3	
								C.B. 4	
								C.B. 5	
								C.B. 6	
5429	1869	1	7299	4506	1398		5904	TOTAL	
7513	2616	1	10130	4506	1398		5904	TOTAL SECTION 3	

STATEMENT OF VOTES, GENERAL ELECTION, TUESDAY, NOVEMBER 7th, 1978

8	Repres't'Ve in State Legislature _____ District					Repres't'Ve in State Legislature _____ District					
	DEM.	REP.			TOTALS	DEM.	REP.			TOTALS	
NAMES OF TOWNSHIPS AND ELECTION DISTRICTS MACOMB SECTION 4 DISTRICT 71											
CITY OF STERLING HEIGHTS-1											
2											
3											
4											
5											
6											
7											
8											
9											
10											
11											
12											
13											
14											
15											
16											
17											
18											
19											
20											
21											
22											
23											
24											
25											
26											
27											
28											
29											
30											
31											
32											
33											
34											
35											
36											
37											
38											
39											
40											
41											
42											
43											
48											
49											
50											
51											
52											
53											
59											
60											
61											
62											
63											
64											
65											
66											
67											
					TOTAL						
CITY OF UTICA-1											
2											
3											
					C.B.						
					TOTAL						
CITY OF WARREN-112											
					C.B.						
					TOTAL						
TOTAL SECTION 4											

STATEMENT OF VOTES, GENERAL ELECTION, TUESDAY, NOVEMBER 7th, 1978

THE STATE BOARD OF EDUCATION					REGENTS OF THE UNIVERSITY OF MICHIGAN					TOTALS	NAMES OF TOWNSHIPS AND ELECTION DISTRICTS
DEM.	DEM.	REP.	REP.	TOTALS	DEM.	DEM.	REP.	REP.	TOTALS		
MALCOLM G. DADE, JR.	ANNETTA MILLER	BARBARA DUMOUCHELLE	SILVERENIA O. KANOYTON		PAUL BROWN	JAMES L. WATERS	JOHN R. AXE	GILBERT E. BURSLEY		MACOMB DISTRICT 71	
111	144	122	75	452	132	109	83	96	420	CITY OF STERLING HEIGHTS-1	
187	244	193	121	745	227	204	131	138	700	2	
113	175	148	83	519	167	139	103	97	506	3	
206	265	254	173	898	255	207	174	199	835	4	
135	173	149	80	537	152	157	98	99	500	5	
119	153	134	90	496	150	134	105	112	501	6	
201	238	163	86	688	211	183	115	110	619	7	
211	254	219	149	833	237	223	149	159	768	8	
144	192	159	106	601	174	152	112	115	553	9	
216	243	190	127	776	247	219	143	150	759	10	
323	384	316	189	1192	339	300	245	244	1135	11	
184	221	160	101	666	207	186	125	119	637	12	
202	269	182	104	757	239	223	130	134	726	13	
93	113	117	80	403	99	100	85	88	372	14	
172	216	197	125	710	223	168	136	148	675	15	
227	293	169	91	780	257	223	141	111	736	16	
145	170	114	73	502	158	141	96	89	484	17	
200	233	294	209	938	223	209	227	243	903	18	
103	128	121	98	450	117	108	93	94	412	19	
186	233	171	105	695	216	182	120	139	657	20	
239	310	261	162	972	276	257	198	188	919	21	
278	466	350	223	1417	428	394	262	258	1342	22	
200	272	242	152	866	251	201	180	176	808	23	
253	319	286	196	1054	272	255	208	216	951	24	
274	346	329	206	1155	318	276	249	271	1114	25	
290	358	290	175	1113	337	299	209	213	1058	26	
215	297	256	161	919	253	225	173	173	824	27	
91	112	87	50	340	109	88	61	57	315	28	
190	261	231	137	819	243	207	157	168	775	29	
270	336	252	163	1031	315	273	194	183	965	30	
233	275	193	110	811	275	249	130	121	775	31	
265	329	300	190	1083	307	278	212	225	1022	32	
245	293	222	146	906	264	233	173	162	832	33	
119	167	119	77	481	144	114	86	100	444	34	
266	349	234	132	981	292	283	168	185	926	35	
273	302	180	116	871	288	247	147	155	837	36	
238	274	181	142	835	264	235	138	157	744	37	
217	173	172	103	565	153	133	123	121	530	38	
315	399	344	190	1248	372	367	215	235	1189	39	
177	219	149	073	618	201	183	103	99	586	40	
262	305	208	125	900	279	259	169	160	867	41	
229	302	215	116	862	259	231	141	154	785	42	
232	303	277	183	995	274	227	197	214	913	43	
205	256	185	107	753	222	203	143	126	694	48	
152	200	137	73	562	179	158	100	100	537	49	
93	124	61	44	322	113	85	43	42	283	50	
160	180	115	73	528	162	145	89	101	497	51	
72	77	36	24	209	74	67	30	26	197	52	
252	320	223	157	952	280	251	188	185	904	53	
226	265	175	100	766	245	218	124	124	711	59	
243	286	188	117	834	260	235	148	152	795	60	
97	143	164	101	505	129	111	118	129	487	61	
86	90	60	36	272	88	88	53	40	269	62	
225	272	155	98	750	256	222	120	123	721	63	
56	69	37	23	185	61	60	29	29	179	64	
201	263	183	116	763	244	213	130	142	729	65	
197	226	223	149	795	204	198	170	186	758	66	
178	234	208	122	742	202	165	149	150	666	67	
11271	14102	11100	6934	2 43409	12912	11504	8138	8325	1 40885	TOTAL	
95	122	99	69	385	111	98	70	76	355	CITY OF UTICA-1	
145	219	227	170	761	182	170	169	191	712	2	
145	189	148	105	587	167	149	108	130	554	3	
71	98	119	78	366	84	77	86	97	344	C.B.	
456	628	593	422	2099	544	494	433	494	1965	TOTAL	
96	112	65	45	318	105	104	47	52	308	CITY OF WARREN-112	
96	112	65	45	318	105	104	47	52	308	C.B.	
11823	14842	11758	7401	2 45826	13566	12102	8618	8871	1 43158	TOTAL SECTION 4	

STATEMENT OF VOTES, GENERAL ELECTION, TUESDAY, NOVEMBER 7th, 1978

10

NAMES OF TOWNSHIPS AND ELECTION DISTRICTS MACOMB DISTRICT 71	THE BOARD OF TRUSTEES OF MICHIGAN STATE UNIVERSITY				THE BOARD OF GOVERNORS OF WAYNE STATE UNIVERSITY				TOTALS	
	DEM. CAROLE LICK	DEM. BARBARA J. SAWYER	REP. PAUL V. GADOLA	REP. MARY P. SHARP	DEM. LEON H. ATCHISON	DEM. MAX J. PINCUS	REP. JAMES R. HALEY	REP. LAURA REYES KOPACK		
CITY OF STERLING HEIGHTS-1	108	116	99	103	426	120	109	94	96	419
2	180	195	160	158	693	191	188	167	142	688
3	137	132	111	113	493	130	137	122	108	497
4	215	221	195	189	820	212	221	204	187	824
5	136	149	115	105	505	144	151	103	99	497
6	122	136	114	107	479	113	134	132	109	488
7	197	203	110	113	623	189	182	124	119	614
8	210	220	167	166	763	206	211	169	162	748
9	152	164	133	109	558	148	146	138	122	554
10	222	227	151	149	749	208	212	166	159	745
11	275	307	281	243	1106	287	297	254	250	1088
12	171	197	126	136	630	170	189	137	135	631
13	222	230	135	138	725	214	205	154	139	712
14	88	102	94	93	377	92	101	92	85	370
15	177	185	163	138	663	165	182	159	144	650
16	228	250	133	137	748	216	219	138	144	717
17	148	160	96	91	495	138	154	101	90	483
18	187	202	259	238	887	182	213	247	242	886
19	86	109	104	102	461	94	97	105	104	460
20	183	195	138	138	654	173	184	149	144	650
21	269	260	206	193	928	264	241	217	205	927
22	282	401	300	255	1338	381	386	292	277	1336
23	210	241	189	182	822	204	214	196	198	812
24	258	244	238	215	955	232	250	231	230	943
25	267	303	256	269	1095	284	284	275	254	1097
26	302	324	221	211	1058	301	305	235	210	1057
27	227	230	223	177	827	218	222	202	184	826
28	276	200	121	59	316	292	282	26	154	310
29	201	212	193	156	762	200	213	190	170	773
30	287	305	194	175	961	273	283	222	182	960
31	239	251	136	143	767	239	235	144	156	754
32	237	275	268	212	1012	252	265	234	238	989
33	236	246	175	172	829	224	228	184	180	816
34	120	128	95	94	437	119	114	99	100	432
35	250	207	181	192	930	264	262	194	201	921
36	203	276	157	146	832	205	253	163	147	818
37	236	246	159	149	790	229	239	169	145	782
38	125	149	127	130	531	124	119	142	132	525
39	330	336	253	247	1166	325	328	262	243	1159
40	182	198	97	102	579	189	180	105	102	576
41	261	273	162	172	868	249	237	191	171	848
42	231	241	167	157	796	232	227	161	155	775
43	239	234	214	210	897	239	219	224	204	886
48	210	205	141	133	689	196	201	152	129	678
49	167	166	102	94	529	150	155	112	105	522
50	89	94	49	55	287	86	86	48	57	277
51	144	155	90	114	503	145	133	99	108	485
52	65	69	27	32	193	61	61	36	38	186
53	235	279	193	209	916	245	248	195	204	892
59	226	235	127	130	718	212	216	146	124	698
60	227	241	157	158	783	231	225	165	147	768
61	106	114	133	127	480	115	120	133	112	480
62	83	90	41	55	269	83	67	55	53	258
63	223	231	125	130	709	224	209	146	136	705
64	54	62	30	35	181	52	56	32	35	175
65	202	221	149	151	723	219	200	154	149	722
66	185	202	172	195	754	176	181	200	180	737
67	177	173	166	150	666	169	167	168	153	657
TOTAL	11293	12017	8828	8552	40691	11155	11247	9194	8618	40216
CITY OF UTICA-1	103	98	77	85	363	89	96	85	91	351
2	182	168	188	183	721	155	159	203	193	710
3	158	154	120	127	559	139	140	138	131	548
C.B.	90	84	90	80	344	74	77	97	90	338
TOTAL	533	504	475	475	1987	457	462	523	505	1947
CITY OF WARREN-112	103	103	53	52	311	101	98	59	48	306
C.B.										
TOTAL	103	103	53	52	311	101	98	59	48	306
TOTAL SECTION 4	11929	12624	9356	9079	42989	11713	11807	9776	9171	42469

STATEMENT OF VOTES, GENERAL ELECTION, TUESDAY, NOVEMBER 7th, 1978

Justices of the Supreme Court TERM ENDING 1/1/1987 - TWO TO BE ELECTED					Judge of the Court of Appeals <u>2nd</u> District TERM ENDING 1-1-1985 ONE TO BE ELECTED			21	
ALICE L. GILBERT	GARY R. McDONALD	JAMES L. RYAN	G. MENNEN WILLIAMS	SCATTERED	TOTALS	WALTER P. CYNAR	E. THOMAS FITZGERALD	TOTALS	NAMES OF TOWNSHIPS AND ELECTION DISTRICTS MACOMB DISTRICT 71 SECTION 4
90	66	152	161		469	157	80	237	CITY OF STERLING HEIGHTS-1
122	91	235	252		700	230	125	355	2
100	58	202	163		523	170	86	256	3
158	108	308	353		927	301	159	460	4
95	66	161	189		511	189	69	258	5
103	58	169	168		498	187	77	264	6
111	74	244	281		710	230	118	348	7
126	94	255	328		803	271	142	413	8
99	78	186	207		570	208	89	297	9
114	92	270	267		743	282	108	390	10
186	136	407	430		1159	403	196	599	11
119	73	216	263		671	233	104	337	12
126	71	249	265		711	237	143	380	13
88	37	135	135		395	134	58	192	14
136	99	243	245		722	232	124	356	15
130	97	238	292		757	215	181	396	16
89	56	154	166		465	152	78	230	17
195	99	342	294		930	328	134	462	18
88	47	162	152		449	139	74	213	19
111	79	243	279		712	223	120	343	20
186	112	331	347		976	332	175	507	21
236	163	472	497		1368	492	225	717	22
164	103	290	308		865	287	147	434	23
174	134	356	420		1084	352	200	552	24
204	140	412	382		1138	455	165	590	25
195	136	372	381		1084	343	206	549	26
176	88	305	315		884	294	131	425	27
46	31	112	140		329	87	70	157	28
152	91	299	274		816	248	160	408	29
177	115	408	353		1053	319	188	507	30
123	87	299	284		793	257	139	396	31
179	136	364	405		1084	380	173	553	32
164	123	296	301		884	278	164	442	33
91	57	162	189		499	173	89	262	34
159	117	364	371		1011	351	150	501	35
136	113	253	352		854	266	169	435	36
163	94	265	302		824	279	148	427	37
97	59	219	183		558	168	108	276	38
226	142	443	444		1255	403	208	611	39
103	60	220	243		626	195	124	319	40
178	104	284	300		866	277	171	448	41
148	92	298	301		839	254	166	450	42
183	129	319	321		952	316	157	473	43
130	88	260	291		769	242	144	386	48
82	62	193	193		530	183	96	279	49
54	34	89	120		297	94	61	155	50
81	42	168	184		475	144	103	247	51
29	17	70	80		196	55	45	100	52
175	122	359	321		877	292	164	456	53
129	90	233	255		707	232	139	371	59
167	108	239	293		807	277	153	430	60
107	71	163	158		499	180	67	247	61
49	33	85	80		247	82	47	129	62
128	87	200	257		672	227	118	345	63
22	31	59	70		182	52	37	89	64
113	85	243	270		711	231	125	356	65
139	93	257	252		741	240	148	388	66
144	85	261	251		741	284	103	387	67
W.I. A.V.'S				1	1	14142	14448	21590	TOTAL
7595	5052	14493	15378	1	42519				
68	54	113	155		390	137	71	208	CITY OF UTICA-1
165	103	259	271		798	296	144	440	2
103	70	169	189		531	167	114	281	3
63	58	154	148		423	157	59	216	C.B.
399	285	695	763		2142	757	388	1145	TOTAL
52	47	95	127		321	119	56	175	CITY OF WARREN-112
52	47	95	127		321	119	56	175	C.B.
									TOTAL
8046	5384	15283	16268	1	44982	15018	7892	22910	TOTAL SECTION 4

STATEMENT OF VOTES, GENERAL ELECTION, TUESDAY, NOVEMBER 7th, 1978

22	Judge of the Circuit Court <u>16th</u> Circuit				Judge of the Circuit Court _____ Circuit			
	TERM ENDING <u>1-1-1985</u>		TWO TO BE ELECTED		TERM ENDING _____		TO BE ELECTED	
NAMES OF TOWNSHIPS AND ELECTION DISTRICTS	FRANK E. JEANNETTE	KENNETH N. SANBORN			TOTALS			TOTALS
MACOMB SECTION 4 DISTRICT 71								
CITY OF STERLING HEIGHTS-1	155	109			264			
2	247	178			425			
3	161	121			282			
4	302	231			533			
5	182	132			314			
6	191	135			326			
7	373	162			435			
8	300	212			512			
9	208	138			346			
10	274	203			477			
11	427	298			725			
12	313	164			377			
13	160	174			434			
14	121	103			224			
15	235	194			429			
16	251	200			451			
17	170	127			297			
18	337	251			588			
19	145	110			255			
20	257	169			426			
21	352	223			575			
22	340	319			659			
23	325	216			541			
24	411	259			670			
25	426	299			725			
26	387	274			661			
27	282	210			492			
28	110	80			190			
29	280	214			494			
30	363	250			613			
31	265	206			471			
32	447	266			713			
33	323	207			530			
34	175	132			307			
35	373	259			632			
36	252	212			464			
37	310	206			516			
38	180	146			326			
39	457	276			733			
40	211	140			351			
41	369	219			588			
42	375	194			569			
43	366	232			598			
48	292	181			473			
49	210	132			342			
50	109	78			187			
51	171	121			292			
52	63	48			111			
53	343	234			577			
59	274	187			461			
60	338	230			568			
61	175	143			318			
62	94	56			150			
63	135	167			302			
64	60	44			104			
65	269	172			441			
66	291	205			496			
67	269	185			454			
TOTAL	1551	1063			2614			
CITY OF UTICA-1	174	111			285			
2	349	200			549			
3	214	143			357			
C.B.	186	154			340			
TOTAL	923	608			1531			
CITY OF WARREN-112	128	86			214			
C.B.								
TOTAL	128	86			214			
TOTAL SECTION 4	1662	1137			2799			

STATEMENT OF VOTES, GENERAL ELECTION, TUESDAY, NOVEMBER 7th, 1978

Judge of the Probate Court _____ District
 TERM ENDING 1-1-1985 ONE TO BE ELECTED

Judge of the Probate Court _____ District
 TERM ENDING 1-1-1983 ONE TO BE ELECTED

JAMES F. NOWICKI	TOTALS	GEORGE E. MONTGOMERY		TOTALS	NAMES OF TOWNSHIPS AND ELECTION DISTRICTS
		GEORGE E. MONTGOMERY	LAWRENCE P. ZATKOFF		
173	173	90	92	182	CITY OF STERLING HEIGHTS-1
283	283	121	181	302	2
189	189	83	130	213	3
353	353	154	210	364	4
199	199	86	134	220	5
209	209	95	119	214	6
290	290	152	157	309	7
327	327	129	219	348	8
232	232	88	175	263	9
303	303	143	182	325	10
501	501	214	319	533	11
262	262	134	143	277	12
299	299	178	150	328	13
140	140	66	87	153	14
283	283	124	173	297	15
319	319	165	150	315	16
189	189	110	102	212	17
370	370	185	216	401	18
178	178	90	93	183	19
294	294	128	175	303	20
396	396	215	218	433	21
557	557	234	400	634	22
338	338	207	182	389	23
433	433	196	277	473	24
460	460	236	290	526	25
436	436	229	243	471	26
335	335	166	185	351	27
121	121	60	69	129	28
322	322	195	161	356	29
397	397	255	200	455	30
315	315	159	188	347	31
429	429	160	312	472	32
343	343	188	183	371	33
202	202	89	125	214	34
398	398	196	249	445	35
355	355	148	231	379	36
341	341	163	191	354	37
224	224	136	111	247	38
473	473	281	251	532	39
240	240	113	135	248	40
385	385	183	199	382	41
349	349	141	242	383	42
393	393	173	236	409	43
311	311	120	241	361	48
229	229	116	133	249	49
128	128	55	79	134	50
216	216	93	105	198	51
74	74	40	36	76	52
381	381	171	231	402	53
309	309	170	153	323	59
323	323	172	209	381	60
205	205	83	124	207	61
98	98	52	58	110	62
271	271	153	130	285	63
68	68	33	45	78	64
285	285	113	189	302	65
301	301	136	191	327	66
313	313	149	167	316	67
17147	17147	8315	1076	18491	TOTAL
148	148	75	105	180	CITY OF UTICA-1
315	315	104	288	392	2
222	222	115	127	242	3
189	189	141	68	209	C.B.
874	874	435	588	1023	TOTAL
135	135	76	80	156	CITY OF WARREN-112
135	135	76	80		C.B.
					TOTAL
18156	18156	8826	10844	19670	TOTAL SECTION 4

STATEMENT OF VOTES, GENERAL ELECTION, TUESDAY, NOVEMBER 7th, 1978

24	Judge of the District Court <u>37th</u> District TERM ENDING <u>12-31-1984</u> ONE TO BE ELECTED					Judge of the District Court <u>41A</u> District TERM ENDING <u>12-31-1984</u> ONE TO BE ELECTED				
	NAMES OF TOWNSHIPS AND ELECTION DISTRICTS MACOMB SECTION 4 DISTRICT 71	SHERMAN P. FAUNCE			TOTALS	ANDREW R. DRANCHAK	SCATTERED			TOTALS
CITY OF STERLING HEIGHTS-1						147				147
2						241				241
3						166				166
4						304				304
5						183				183
6						188				188
7						257				257
8						296				296
9						211				211
10						252				252
11						429				429
12						227				227
13						257				257
14						122				122
15						218				218
16						277				277
17						175				175
18						358				358
19						149				149
20						271				271
21						349				349
22						503				503
23						319				319
24						385				385
25						432				432
26						378				378
27						283				283
28						109				109
29						287				287
30						352				352
31						362				362
32						422				422
33						314				314
34						178				178
35						359				359
36						311				311
37						309				309
38						179				179
39						410				410
40						190				190
41						334				334
42						338				338
43						365				365
48						288				288
49						201				201
50						121				121
51						161				161
52						66				66
53						337				337
59						281				281
60						322				322
61						188				188
62						95				95
63						224				224
64						64				64
65						232				232
66						283				283
67						288				288
W-1 AV'S							1			
TOTAL						15247	1			15248
CITY OF UTICA-1						128				128
2						287				287
3						209				209
C.B.						189				189
TOTAL						813				813
CITY OF WARREN-112		126			126					
C.B.										
TOTAL		126			126					
TOTAL SECTION 4		126			126	16060	1			16061

STATEMENT OF VOTES, GENERAL ELECTION, TUESDAY, NOVEMBER 7th, 1978

Judge of the District Court <u>41A</u> District TERM ENDING <u>12-31-1982</u> ONE TO BE ELECTED				Judge of the District Court <u>41A</u> District TERM ENDING <u>12-31-1982</u> ONE TO BE ELECTED				25
HERMAN C. CAMPBELL	JAMES W. METZ	TOTALS	JACQUELINE D. NANNI	KENNETH J. KOSNIC	TOTALS	NAMES OF TOWNSHIPS AND ELECTION DISTRICTS MACOMB SECTION 4 DISTRICT 71		
114	61	175	98	117	215	CITY OF STERLING HEIGHTS-1		
176	99	275	177	167	344	2		
127	70	197	138	106	244	3		
194	127	321	203	237	440	4		
135	63	198	105	143	248	5		
148	62	210	111	148	259	6		
191	80	271	145	209	354	7		
198	116	314	199	205	404	8		
151	82	233	144	143	287	9		
194	90	284	185	171	366	10		
300	128	428	367	255	622	11		
155	101	256	139	176	315	12		
149	135	284	160	197	357	13		
89	42	131	67	99	166	14		
189	93	282	153	188	341	15		
145	100	295	156	218	374	16		
134	59	193	97	131	228	17		
240	138	378	185	257	442	18		
103	61	164	90	128	218	19		
179	96	275	174	181	355	20		
250	141	381	291	237	528	21		
334	188	522	373	355	728	22		
224	120	344	252	189	441	23		
281	137	418	294	244	538	24		
312	139	451	322	288	610	25		
276	157	427	280	314	534	26		
222	101	323	199	217	416	27		
74	50	124	89	71	160	28		
229	78	307	204	198	402	29		
246	153	399	187	319	506	30		
216	102	318	183	210	393	31		
298	152	450	294	278	572	32		
235	109	344	238	207	445	33		
116	74	190	114	140	254	34		
278	119	397	255	302	557	35		
228	122	350	151	324	475	36		
231	107	338	205	217	422	37		
158	65	223	119	155	274	38		
340	154	494	277	340	617	39		
143	140	283	119	187	306	40		
248	138	386	252	235	487	41		
256	102	358	229	272	501	42		
312	124	386	333	282	615	43		
200	111	311	210	202	412	48		
145	79	224	143	140	283	49		
76	46	122	74	92	166	50		
145	45	190	151	93	244	51		
52	24	76	49	54	103	52		
256	118	374	245	217	462	53		
235	89	324	183	194	377	59		
215	124	369	172	248	420	60		
165	58	223	103	147	250	61		
64	50	114	66	64	130	62		
203	81	284	227	133	360	63		
49	27	76	40	54	94	64		
205	92	297	148	186	334	65		
243	96	339	162	202	362	66		
215	97	312	183	202	357	67		
11306	5706	17012	10431	11285	21716	TOTAL		
153	48	201	81	125	206	CITY OF UTICA-1		
343	73	416	216	225	441	2		
185	71	256	142	136	278	3		
182	39	221	100	120	220	C.B.		
863	231	1094	539	606	1145	TOTAL		
						CITY OF WARREN-112		
						C.B.		
						TOTAL		
12169	5937	18106	10970	11891	22861	TOTAL SECTION 4		

STATEMENT OF VOTES, GENERAL ELECTION, TUESDAY, NOVEMBER 7th, 1978

26	Judge of the District Court _____ District					Judge of the District Court _____ District					
	TERM ENDING _____					TO BE ELECTED					
NAMES OF TOWNSHIPS AND ELECTION DISTRICTS						TOTALS					
MACOMB SECTION 4 DISTRICT 71						TOTALS					
CITY OF STERLING HEIGHTS-1											
	2										
	3										
	4										
	5										
	6										
	7										
	8										
	9										
	10										
	11										
	12										
	13										
	14										
	15										
	16										
	17										
	18										
	19										
	20										
	21										
	22										
	23										
	24										
	25										
	26										
	27										
	28										
	29										
	30										
	31										
	32										
	33										
	34										
	35										
	36										
	37										
	38										
	39										
	40										
	41										
	42										
	43										
	48										
	49										
	50										
	51										
	52										
	53										
	59										
	60										
	61										
	62										
	63										
	64										
	65										
	66										
	67										
TOTAL											
CITY OF UTICA-1											
	2										
	3										
	C.B.										
TOTAL											
CITY OF WARREN-112											
	C.B.										
TOTAL											
TOTAL SECTION 4											

STATEMENT OF VOTES, GENERAL ELECTION, TUESDAY, NOVEMBER 7th, 1978

COMMUNITY COLLEGE TRUSTEES

	SADIE BIALOCK	HARVEY R. DEAN	STEVEN DeLUCA	ODESSA KOMER	LEON M. KONIECZNY	STEVEN E. ZMUDA	SCATTERED	TOTALS	NAMES OF TOWNSHIPS AND ELECTION DISTRICTS SECTION 4
	89	86	98	56	66	68		463	CITY OF STERLING HEIGHTS-1
	136	196	151	115	118	78		794	2
	82	109	129	65	78	56		519	3
	147	172	189	139	174	121		942	4
	111	120	97	90	120	83		621	5
	97	86	122	77	97	90		569	6
	164	166	167	108	94	90		789	7
	169	216	167	136	145	121		954	8
	128	139	141	93	94	71		656	9
	164	155	155	166	128	95		863	10
	222	229	232	172	277	177		1309	11
	137	133	120	108	98	90		686	12
	170	142	141	120	132	100		805	13
	80	95	66	59	58	38		396	14
	114	166	190	116	132	85		803	15
	151	155	194	156	116	93		865	16
	106	100	111	76	102	75		570	17
	185	189	184	123	180	145		1006	18
	85	83	93	67	83	62		473	19
	137	153	147	106	130	97		770	20
	189	221	239	152	167	126		1094	21
	239	265	357	242	254	212		1569	22
	195	174	205	135	158	94		961	23
	219	239	202	170	187	153		1170	24
	246	220	225	149	240	190		1240	25
	204	263	216	189	202	151		1225	26
	150	177	223	117	169	104		940	27
	65	67	83	61	41	32		349	28
	148	173	159	124	170	107		881	29
	194	193	237	156	184	150		1114	30
	160	139	170	88	166	124		847	31
	208	237	204	172	185	139		1145	32
	186	192	212	129	146	97		962	33
	96	106	122	102	73	65		564	34
	210	192	193	163	196	116		1070	35
	167	196	163	166	150	145		987	36
	165	176	185	135	143	106		910	37
	108	126	127	75	91	72		599	38
	187	249	322	176	248	149		1331	39
	116	119	123	117	102	88		665	40
	184	190	178	151	159	106		968	41
	193	193	169	165	142	125		987	42
	205	218	220	158	150	118		1069	43
	158	167	158	127	116	96		872	48
	118	99	116	81	91	84		589	49
	57	80	67	55	47	30		336	50
	96	121	140	65	84	41		547	51
	31	39	50	45	29	23		217	52
	204	178	193	149	189	106		1019	53
	151	148	154	120	122	83		778	59
	186	202	157	165	122	114		946	60
	112	122	79	87	59	52		511	61
	54	70	59	38	37	34		297	62
	127	162	166	116	105	69		745	63
	34	40	29	38	32	22		195	64
	152	130	122	119	176	97		796	65
	137	205	142	158	129	110		901	66
	165	184	142	131	95	85		802	67
W-1 AV's							3		TOTAL
	9510	9158	9218	6234	15118	1650		47029	
	64	95	80	75	53	44		411	CITY OF UTICA-1
	137	168	141	153	118	78		795	2
	119	119	109	82	102	70		601	3
	88	135	69	76	45	53	4	470	C.B.
									TOTAL
	408	511	399	386	318	245	4	2211	
	62	66	98	56	58	32		372	CITY OF WARREN-112
									C.B.
									TOTAL
	62	66	98	56	58	32		372	
	8980	9135	9699	11316	11954	5921	1	49678	TOTAL SECTION 4

STATEMENT OF VOTES, GENERAL ELECTION, TUESDAY, NOVEMBER 7th, 1978

28

NAMES OF TOWNSHIPS AND ELECTION DISTRICTS MACOMB SECTION 4 DISTRICT 71						TOTALS						TOTALS
CITY OF STERLING HEIGHTS-1												
2												
3												
4												
5												
6												
7												
8												
9												
10												
11												
12												
13												
14												
15												
16												
17												
18												
19												
20												
21												
22												
23												
24												
25												
26												
27												
28												
29												
30												
31												
32												
33												
34												
35												
36												
37												
38												
39												
40												
41												
42												
43												
48												
49												
50												
51												
52												
53												
59												
60												
61												
62												
63												
64												
65												
66												
67												
TOTAL												
CITY OF UTICA-1												
2												
3												
C.B.												
TOTAL												
CITY OF WARREN-112												
C.B.												
TOTAL												
TOTAL SECTION 4												

STATEMENT OF VOTES, GENERAL ELECTION, TUESDAY, NOVEMBER 7th, 1978

STATE PROPOSALS

PROPOSAL A PROPOSAL RELATING TO CALLING A CONSTITUTIONAL CONVENTION.			PROPOSAL B PROPOSAL TO PROHIBIT THE GRANTING OF A PAROLE TO A PRISONER CONVICTED OF CERTAIN CRIMES INVOLVING VIOLENCE OR INJURY TO PERSON OR PROPERTY UNTIL AT LEAST AFTER THE MINIMUM SENTENCE HAS BEEN SERVED.			PROPOSAL C PROPOSAL TO PERMIT THE DEPOSIT OF STATE FUNDS IN SAVINGS AND LOAN ASSOCIATIONS AND CREDIT UNIONS AS WELL AS IN BANKS.			PROPOSAL D PROPOSAL TO PROHIBIT ALCOHOLIC BEVERAGES FROM BEING SOLD TO, OR POSSESSED FOR PURPOSES OF PERSONAL CONSUMPTION BY, A PERSON UNDER THE AGE OF 21.			NAMES OF TOWNSHIPS AND ELECTION DISTRICTS
YES	NO	TOTAL	YES	NO	TOTAL	YES	NO	TOTAL	YES	NO	TOTAL	
58	224	282	232	60	292	181	100	281	191	98	289	CITY OF STERLING HEIGHTS-1
80	377	457	395	68	463	314	136	450	288	171	459	2
62	268	330	286	45	331	234	98	332	201	132	333	3
102	479	581	497	90	587	398	176	574	378	218	596	4
67	248	315	254	69	323	206	106	312	223	105	328	5
50	270	320	268	56	324	201	118	319	223	109	332	6
97	331	428	362	72	434	272	160	432	292	149	441	7
21	377	498	414	92	506	326	173	499	367	145	512	8
74	295	369	306	70	376	250	118	368	254	125	379	9
120	341	461	369	103	472	303	163	466	329	146	475	10
141	604	745	614	145	759	496	250	746	254	228	482	11
106	320	426	354	83	437	283	144	427	288	153	441	12
91	362	453	381	83	464	304	156	460	283	180	463	13
52	191	243	190	58	248	169	78	247	148	103	251	14
103	358	461	387	75	462	304	152	456	303	163	466	15
89	375	464	372	97	469	291	171	462	290	185	475	16
59	228	287	236	60	296	195	97	292	206	94	300	17
89	497	586	475	113	588	412	166	578	375	216	591	18
39	238	277	240	48	288	207	76	283	203	84	287	19
79	345	424	357	69	426	261	156	417	297	135	432	20
125	530	655	560	106	666	443	213	656	421	245	666	21
186	689	869	757	139	890	577	297	874	598	295	893	22
101	440	541	478	75	553	358	183	541	357	194	551	23
116	555	671	578	98	676	441	230	671	457	220	677	24
125	599	724	608	129	737	494	234	728	521	224	745	25
135	552	687	591	102	693	450	242	692	472	228	700	26
99	455	554	465	91	556	382	174	556	385	176	561	27
36	174	210	173	39	212	140	68	208	144	68	212	28
92	417	509	437	81	518	336	177	513	346	172	518	29
109	546	655	567	94	661	440	217	657	481	187	668	30
99	393	492	421	76	497	310	179	489	352	156	508	31
129	558	687	585	110	695	428	259	687	484	223	707	32
106	466	572	477	106	577	386	185	571	402	175	577	33
80	237	317	253	64	317	220	93	313	193	126	319	34
115	538	653	546	115	661	430	219	649	416	249	665	35
112	413	525	434	101	535	329	196	525	348	194	542	36
101	420	521	440	91	531	342	175	517	337	198	535	37
66	307	373	324	45	369	249	118	367	255	118	373	38
162	621	783	678	117	795	538	255	793	527	271	798	39
65	337	402	352	55	407	268	137	405	266	143	409	40
125	445	570	466	106	572	385	185	570	380	203	583	41
93	466	559	461	104	565	371	181	552	356	212	568	42
128	499	617	523	103	626	424	195	619	419	212	631	43
74	402	476	403	77	480	338	139	477	288	191	479	48
69	290	359	310	53	363	232	122	354	255	113	368	49
55	154	209	189	24	213	148	65	213	146	70	216	50
88	224	312	246	76	322	192	117	309	202	121	323	51
29	90	119	95	26	121	69	50	119	79	48	127	52
120	428	548	440	117	557	367	185	552	385	175	560	53
86	367	453	368	93	461	282	172	454	267	195	462	59
89	422	511	440	83	523	374	147	521	319	210	529	60
50	262	312	256	57	313	214	90	304	202	108	310	61
39	131	170	131	39	170	114	55	169	102	71	173	62
121	312	433	333	113	446	303	132	435	311	148	459	63
38	82	110	89	24	113	70	40	110	75	36	111	64
121	343	464	383	86	469	324	143	467	341	134	475	65
75	392	467	379	92	471	316	149	465	293	182	475	66
86	379	465	382	90	472	315	154	469	304	168	472	67
53	14	67	60	11	71	18	6	24	14	8	22	TOTAL
55	195	250	195	65	260	183	71	254	162	103	265	CITY OF UTICA-1
175	420	595	448	101	549	336	199	535	373	189	562	2
89	283	372	316	65	381	259	114	373	241	142	383	3
60	169	229	202	35	237	152	81	233	173	66	239	C.B.
319	106	425	110	26	136	93	45	138	94	50	144	TOTAL
37	171	208	160	50	210	136	74	210	150	63	213	CITY OF WARREN-112
37	171	208	160	50	210	136	74	210	150	63	213	C.B.
37	171	208	160	50	210	136	74	210	150	63	213	TOTAL
56	170	226	43	122	165	19	172	191	18	178	196	TOTAL SECTION 4

STATEMENT OF VOTES, GENERAL ELECTION, TUESDAY, NOVEMBER 7th, 1978

STATE PROPOSALS

NAMES OF TOWNSHIPS AND ELECTION DISTRICTS MACOMB SECTION 4 DISTRICT 71	PROPOSAL E PROPOSAL FOR TAX LIMITATION.			PROPOSAL G PROPOSAL TO ALLOW COLLECTIVE BARGAINING WITH BINDING ARBITRATION FOR MICHIGAN STATE POLICE TROOPERS.			PROPOSAL H PROPOSAL TO PROHIBIT THE USE OF PROPERTY TAXES FOR SCHOOL OPERATING EXPENSES AND TO ESTABLISH A VOUCHER SYSTEM FOR FINANCING EDUCATION OF STUDENTS AT PUBLIC AND NONPUBLIC SCHOOLS.			PROPOSAL J PROPOSAL TO REDUCE PROPERTY TAX ASSESSMENTS; TO ESTABLISH A MAXIMUM OF 5.6% ON THE RATE OF THE STATE INCOME TAX; TO PROHIBIT LEGISLATURE FROM REQUIRING NEW OR EXPANDED LOCAL PROGRAMS WITHOUT STATE FUNDING; AND TO ALLOW SCHOOL INCOME TAX WITH VOTER APPROVAL.		
	YES	NO	TOTAL	YES	NO	TOTAL	YES	NO	TOTAL	YES	NO	TOTAL
	CITY OF STERLING HEIGHTS-1	169	117	286	155	129	284	98	202	290	109	177
2	281	169	450	228	221	449	137	315	452	194	261	455
3	225	108	333	164	170	334	101	229	330	134	198	332
4	384	194	578	300	276	576	215	360	575	276	307	583
5	175	144	319	147	165	312	97	222	319	126	195	321
6	208	115	323	178	142	320	99	227	326	141	177	318
7	204	165	429	219	211	430	106	325	431	161	267	428
8	208	192	500	249	250	498	171	326	497	224	282	506
9	199	174	373	199	173	372	100	276	376	123	248	371
10	278	190	468	230	236	466	144	328	472	187	278	465
11	464	277	741	389	364	753	200	549	749	332	411	743
12	238	199	437	244	191	435	132	303	435	140	289	429
13	273	188	461	249	210	459	155	311	466	215	245	460
14	144	99	243	118	128	246	68	175	243	84	157	241
15	293	173	466	237	224	461	117	343	460	106	257	463
16	308	158	466	247	221	468	151	315	466	220	243	463
17	180	116	296	157	138	295	94	202	296	125	171	296
18	373	210	583	271	312	583	201	383	584	251	328	579
19	179	100	279	120	161	281	79	201	280	98	179	277
20	263	163	426	199	219	418	117	309	426	181	241	422
21	395	257	652	361	295	656	158	501	659	253	399	652
22	547	317	864	477	389	866	282	597	879	384	492	876
23	363	186	549	311	237	548	186	410	546	248	297	545
24	431	239	670	366	308	674	171	509	680	244	428	669
25	454	282	736	373	352	725	171	562	733	300	434	734
26	424	262	686	345	344	689	216	468	684	280	403	683
27	331	227	558	270	290	560	145	417	562	203	353	556
28	140	69	209	86	120	206	67	140	207	70	122	212
29	335	177	512	257	252	509	151	362	513	233	274	507
30	410	242	652	323	326	649	191	470	661	234	424	658
31	294	203	497	278	215	493	165	337	502	214	285	499
32	431	265	696	316	369	685	193	503	696	317	381	698
33	289	277	566	326	234	560	123	452	575	175	396	571
34	159	155	314	189	129	318	72	243	315	99	213	312
35	356	294	650	350	299	649	139	570	649	226	424	650
36	268	266	534	295	235	530	103	426	529	172	355	527
37	316	206	522	259	260	519	148	380	528	219	309	528
38	247	124	371	192	188	370	120	249	369	166	199	365
39	470	320	790	407	380	787	198	591	789	296	490	786
40	238	161	399	234	170	404	102	305	407	171	231	402
41	335	235	570	352	218	570	141	432	573	215	350	565
42	327	230	557	306	250	556	110	441	551	211	341	552
43	380	241	621	350	270	620	157	464	621	256	365	621
48	307	171	478	260	221	481	118	361	479	160	316	476
49	211	148	359	184	178	362	87	275	362	124	235	359
50	115	93	208	126	85	211	54	157	211	83	126	209
51	166	151	317	187	124	311	70	242	312	97	215	312
52	60	58	118	69	48	117	27	89	116	36	84	120
53	325	227	552	290	255	545	172	386	558	216	336	552
59	268	194	462	267	188	455	93	366	459	179	277	456
60	297	226	523	301	216	517	115	408	523	210	313	523
61	184	131	315	163	148	311	88	232	320	127	181	308
62	90	79	169	98	71	169	45	127	172	58	111	169
63	228	212	440	258	180	438	126	319	445	147	295	442
64	60	52	112	56	54	110	35	78	113	43	67	110
65	260	206	466	253	207	460	159	310	469	231	236	467
66	278	187	465	267	201	468	117	352	469	173	300	473
67	270	194	464	246	218	464	96	369	465	146	324	470
TOTAL	16,465	10,915	27,380	14,337	14,665	29,002	14,339	19,141	33,480	10,760	16,292	27,052
CITY OF UTICA-1	155	104	259	148	108	256	97	162	259	116	139	255
2	324	222	546	274	266	540	160	388	548	236	304	540
3	201	167	368	203	168	371	98	274	372	132	236	368
C.B.	140	96	236	143	89	232	87	149	236	113	119	232
TOTAL	820	589	1,409	768	631	1,399	442	913	1,415	597	798	1,395
CITY OF WARREN-112	131	78	209	124	86	210	64	146	210	90	118	208
C.B.												
TOTAL	131	78	209	124	86	210	64	146	210	90	118	208
TOTAL SECTION 4	11,216	11,482	22,698	15,229	13,381	28,610	11,939	20,860	32,799	11,447	11,208	22,655

STATE PROPOSALS

PROPOSAL K PROPOSAL TO GRANT AUTHORITY TO COURTS TO DENY BAIL UNDER CERTAIN CIRCUMSTANCES INVOLVING VIOLENT CRIMES.			PROPOSAL M PROPOSAL TO ALLOCATE AT LEAST 90% OF GAS TAX REVENUES FOR GENERAL ROAD PURPOSES AND THE REMAINDER FOR OTHER TRANSPORTATION PURPOSES AND TO REPLACE STATE HIGHWAY COMMISSION WITH A TRANSPORTATION COMMISSION.			PROPOSAL R PROPOSAL TO AUTHORIZE CREATION OF A RAILROAD REDEVELOPMENT AUTHORITY TO MAKE LOANS TO RAILROADS WITH TRACKAGE IN MICHIGAN AND TO AUTHORIZE AUTHORITY TO ISSUE GENERAL OBLIGATION BONDS IN AMOUNT NOT TO EXCEED 175 MILLION DOLLARS.			NAMES OF TOWNSHIPS AND ELECTION DISTRICTS			
YES	NO	TOTAL	YES	NO	TOTAL	YES	NO	TOTAL	YES	NO	TOTAL	
253	33	286	119	165	284	107	166	273				CITY OF STERLING HEIGHTS-1
414	48	462	195	255	450	169	272	441				2
306	26	332	165	162	327	111	207	318				3
533	52	585	266	298	564	224	323	547				4
287	34	321	178	160	308	125	173	298				5
294	33	327	152	171	323	122	193	315				6
372	64	436	187	245	432	146	272	418				7
449	57	506	209	277	486	161	326	487				8
345	34	379	181	184	365	195	214	359				9
412	60	472	233	230	463	172	271	443				10
677	70	747	359	374	733	250	468	718				11
385	50	435	208	215	423	144	275	419				12
401	61	462	229	223	452	160	291	451				13
219	30	249	136	105	241	124	114	238				14
418	41	459	199	246	445	161	280	441				15
426	45	471	197	264	461	139	311	450				16
249	43	292	153	139	292	113	168	281				17
572	56	588	303	270	573	226	338	564				18
259	24	283	115	163	278	101	174	275				19
394	36	430	191	226	417	147	262	409				20
598	66	664	311	340	651	259	372	631				21
785	93	878	401	456	857	305	542	847				22
483	63	546	283	259	542	184	353	537				23
616	86	702	346	323	669	246	398	644				24
651	79	730	374	344	718	274	437	711				25
635	51	686	317	362	679	249	447	696				26
504	58	562	272	273	545	194	341	535				27
190	20	210	94	115	209	84	122	206				28
466	50	516	233	275	508	184	315	499				29
599	62	661	323	322	645	216	419	635				30
453	48	501	235	256	491	162	317	479				31
619	75	694	294	375	669	202	460	662				32
523	51	574	267	294	561	212	342	554				33
287	30	317	161	147	308	150	151	301				34
589	67	655	340	303	643	222	404	626				35
474	62	536	248	274	522	184	323	507				36
465	61	526	240	275	515	224	287	511				37
342	26	368	152	210	362	126	227	353				38
795	69	864	398	400	798	308	468	776				39
363	40	403	193	210	403	176	211	387				40
520	54	574	278	282	560	214	343	557				41
477	64	541	248	306	554	211	334	545				42
552	67	619	278	333	611	207	394	601				43
442	38	480	235	236	471	178	283	461				48
319	44	363	164	191	355	134	211	345				49
192	20	212	104	106	210	93	110	203				50
272	42	314	174	131	305	126	183	309				51
104	16	120	61	56	117	41	73	114				52
486	67	553	277	270	547	229	314	543				53
411	47	458	202	249	451	164	273	437				59
462	60	522	258	255	513	187	316	503				60
272	41	313	160	144	304	125	166	291				61
154	17	171	88	78	166	79	85	164				62
382	67	449	230	207	437	188	244	432				63
91	17	108	54	56	110	44	65	109				64
407	54	461	236	229	465	194	265	459				65
406	64	470	249	219	468	197	263	460				66
427	47	474	238	227	465	194	259	453				67
2496	2845	27241	12951	13760	26711	10034	16185	26219				TOTAL
225	24	249	128	122	250	107	138	245				CITY OF UTICA-1
471	66	537	237	292	529	196	323	519				2
329	45	374	174	194	368	145	220	365				3
222	17	239	144	83	227	105	122	227				C.B.
247	152	1399	683	691	1374	553	803	1356				TOTAL
177	31	208	99	108	207	73	134	207				CITY OF WARREN-112
												C.B.
177	31	208	99	108	207	73	134	207				TOTAL
5820	3028	28848	13133	14559	28292	10660	17122	27782				TOTAL SECTION 4

STATEMENT OF VOTES, GENERAL ELECTION, TUESDAY, NOVEMBER 7th, 1978

		GOVERNOR & LIEUTENANT GOVERNOR				SECRETARY OF STATE						1
		WILLIAM B. FITZGERALD OLIVIA P. MAYNARD DEM.	WILLIAM G. MILLIKEN JAMES H. BRICKLEY REP.	SCATTERED	TOTALS	RICHARD H. AUSTIN DEM.	MELVIN L. LARSEN REP.	TOTALS	NAMES OF TOWNSHIPS AND ELECTION DISTRICTS		POLL BOOK TOTALS	
									MACOMB SECTION 5 DISTRICT 72			
672	274	378			652	434	182	616	CITY OF FRASER-1			
486	164	304			468	292	146	438	2			
725	303	409			712	430	247	677	3			
1023	278	320			598	426	144	570	4			
563	180	356			536	353	160	513	5			
353	166	180			346	261	60	321	6			
520	180	326			506	299	167	466	7			
497	191	292			492	313	158	471	C.B. 8			
									C.B. 9			
									TOTAL			
4439	1735	2565			4300	2808	1264	4072				
643	371	245			615	444	147	591	CITY OF ROSEVILLE-1			
514	276	220			496	368	104	472	2			
408	235	149			384	321	55	376	3			
592	290	279			569	416	140	556	4			
489	256	213			469	340	106	446	5			
656	306	332	1		633	403	189	592	6			
503	238	244			492	319	140	459	7			
528	277	228			505	362	129	491	8			
675	332	313			645	446	166	612	9			
476	249	206			455	308	124	432	10			
598	304	272			576	421	133	554	11			
695	348	323			671	455	183	638	12			
587	303	257			560	400	128	528	13			
583	307	248			555	402	132	534	14			
688	327	329			656	432	184	616	15			
642	323	292			615	423	163	586	16			
589	310	256			566	418	134	552	17			
529	195	314	1		510	313	81	394	18			
676	340	321			661	453	173	626	19			
580	281	272			553	407	122	529	20			
370	229	133			362	271	76	347	21			
417	198	202			400	288	95	383	22			
556	284	243			527	384	132	516	23			
575	266	274			540	369	154	523	24			
375	195	163			358	254	89	343	25			
729	317	395			712	515	186	701	C.B. 26			
698	343	345			688	495	183	678	C.B. 27			
351	168	177	2		347	247	86	333	C.B. 28			
									C.B. 29			
									C.B. 30			
									C.B. 31			
									TOTAL			
15122	7061	7245	4		15110	10674	3734	14408				
725	414	286			700	520	165	685	Clinton-3			
543	282	228			510	366	133	499	13			
462	237	206			443	328	102	430	20			
									TOTAL			
1730	933	720			1653	1214	444	1614				
21891	10529	10530	4		21063	14696	5398	20094	TOTAL SECTION 5			

STATEMENT OF VOTES, GENERAL ELECTION, TUESDAY, NOVEMBER 7th, 1978

2	ATTORNEY GENERAL				UNITED STATES SENATOR			
	DEM. FRANK J. KELLEY	REP. STEPHEN C. BRANSDORFER	AIP JAMES E. WELLS	TOTALS	DEM. CARL LEVIN	REP. ROBERT P. GRIFFIN	SCATTERED	TOTALS
MACOMB SECTION 5 DISTRICT 72								
CITY OF FRASER-1	479	122	3	604	326	318		644
2	299	136	2	437	221	245		466
3	493	190	6	689	361	344	1	706
4	442	115	1	558	304	290		594
5	353	143	4	500	264	270		534
6	260	63	2	325	217	127		344
7	339	116	2	457	250	244		494
C.B. 8	325	133	4	462	233	237		470
C.B. 9								
TOTAL	2990	1018	24	4032	2176	2075	1	4252
CITY OF ROSEVILLE-1								
2	468	125	0	593	384	234		618
3	397	77	3	477	304	185		489
4	316	43	0	359	271	116		387
5	444	107	5	556	366	201		567
6	345	87	3	435	291	174		465
7	436	148	4	588	353	277		630
8	338	103	5	446	277	199		476
9	375	98	2	475	307	190		497
10	490	109	5	604	383	260		643
11	335	91	2	428	284	169		453
12	451	83	4	538	342	232		574
13	477	147	6	630	405	264		669
14	422	95	3	520	340	208		548
15	436	86	3	525	367	185		552
16	471	137	12	620	389	256		645
17	474	106	3	583	367	251		618
18	439	106	9	554	368	200		568
19	337	141	2	480	234	271		505
20	483	143	2	628	389	262		651
21	405	96	7	508	356	201		557
22	284	56	0	340	250	109		359
23	313	66	4	383	247	155		402
24	409	93	3	505	324	200		524
25	417	106	4	527	336	207		543
C.B. 26	271	158	4	333	232	127		359
C.B. 27	549	148	5	702	388	322		710
C.B. 28	546	120	4	670	408	273		681
C.B. 29	252	71	4	327	202	136		338
C.B. 30								
C.B. 31								
TOTAL	11380	2846	108	14334	9164	5864		15028
Clinton-3								
13	556	106	20	682	479	216		695
20	409	74	8	491	331	192		523
TOTAL	343	79	6	428	262	176		438
TOTAL SECTION 5	1309	259	34	1601	1072	584		1656
TOTAL SECTION 5								
	15678	4123	146	19967	12412	8523	1	20936

STATEMENT OF VOTES, GENERAL ELECTION, TUESDAY, NOVEMBER 7th, 1978

STATE SENATOR <u>9th</u> DISTRICT				STATE SENATOR <u>27</u> DISTRICT				5	
THOMAS GUASTELLO DEM.	WILLIAM R. ELDRIDGE REP.		TOTALS	ARTHUR MILLER DEM.	JUDITH APPEL REP.		TOTALS	NAMES OF TOWNSHIPS AND ELECTION DISTRICTS MACOMB SECTION 4 DISTRICT 71	
153	125		278					CITY OF STERLING HEIGHTS-1	
245	190		435					2	
176	133		309					3	
295	240		535					4	
170	147		317					5	
159	136		295					6	
252	151		403					7	
285	200		485					8	
208	155		363					9	
256	188		444					10	
410	321		731					11	
260	154		414					12	
291	147		438					13	
115	108		223					14	
231	192		423					15	
278	173		451					16	
170	116		286					17	
280	275		555					18	
140	128		268					19	
245	169		414					20	
350	271		621					21	
575	324		899					22	
257	253		510					23	
346	298		644					24	
327	394		721					25	
291	264		555					26	
295	226		521					27	
117	70		187					28	
262	216		478					29	
366	245		611					30	
302	174		476					31	
344	322		666					32	
314	229		543					33	
170	122		292					34	
375	234		609					35	
304	211		515					36	
294	212		506					37	
194	142		336					38	
435	298		733					39	
241	132		373					40	
342	220		562					41	
306	221		527					42	
306	274		580					43	
289	175		464					48	
203	136		339					49	
120	84		204					50	
188	111		299					51	
81	39		120					52	
305	228		533					53	
295	177		472					59	
272	225		497					60	
126	173		299					61	
97	64		161					62	
272	162		434					63	
77	38		115					64	
259	197		456					65	
226	234		460					66	
228	217		445					67	
14810	11030		25840					TOTAL	
134	100		234					CITY OF UTICA-1	
250	235		485					2	
219	114		333					3	
79	142		221					C.B.	
682	591		1273					TOTAL	
				145	37		182	CITY OF WARREN-112	
								C.B.	
				145	37		182	TOTAL	
1542	11621		27113	145	37		182	TOTAL SECTION 4	

STATEMENT OF VOTES, GENERAL ELECTION, TUESDAY, NOVEMBER 7th, 1978

6	STATE SENATOR _____ DISTRICT					STATE SENATOR _____ DISTRICT					
	DEM.	REP.			TOTALS	DEM.	REP.			TOTALS	
NAMES OF TOWNSHIPS AND ELECTION DISTRICTS MACOMB SECTION 4 DISTRICT 71											
CITY OF STERLING HEIGHTS-1											
2											
3											
4											
5											
6											
7											
8											
9											
10											
11											
12											
13											
14											
15											
16											
17											
18											
19											
20											
21											
22											
23											
24											
25											
26											
27											
28											
29											
30											
31											
32											
33											
34											
35											
36											
37											
38											
39											
40											
41											
42											
43											
48											
49											
50											
51											
52											
53											
59											
60											
61											
62											
63											
64											
65											
66											
67											
TOTAL											
CITY OF UTICA-1											
2											
3											
C.B.											
TOTAL											
CITY OF WARREN-112											
C.B.											
TOTAL											
TOTAL SECTION 4											

STATEMENT OF VOTES, GENERAL ELECTION, TUESDAY, NOVEMBER 7th, 1978

Repres't'Ve in State Legislature <u>72nd</u> District				Repres't'Ve in State Legislature _____ District				7
NICK CIARAMITARO DEM.	PATRICK J. DRISCOLL REP.	SCATTERED	TOTALS	DEM.	REP.	TOTALS	NAMES OF TOWNSHIPS AND ELECTION DISTRICTS	
357	156		513				CITY OF FRASER-1	
227	145		372				2	
405	248		653				3	
368	137		505				4	
268	180		448				5	
208	73		281				6	
221	152		373				7	
235	191		426				C.B. 8	
							C.B. 9	
							TOTAL	
208	282		490					
430	153		583				CITY OF ROSEVILLE-1	
348	110		458				2	
284	51		335				3	
422	122		544				4	
309	112		421				5	
389	157		546				6	
269	163		432				7	
323	133		456				8	
423	157		580				9	
299	101		400				10	
377	122		499				11	
426	171		597				12	
366	135		501				13	
389	117		506				14	
405	167		572				15	
387	148		535				16	
381	121		502				17	
311	153		464				18	
415	153		568				19	
365	130		495				20	
248	74		322				21	
256	84		340				22	
361	105		466				23	
365	127		492				24	
235	85		320				25	
464	208		672				C.B. 26	
473	188		661				C.B. 27	
227	91		318				C.B. 28	
							C.B. 29	
							C.B. 30	
							C.B. 31	
							TOTAL	
997	3638		4635					
511	143	4	658				Clinton-3	
360	118		478				13	
307	103		410				20	
							TOTAL	
1178	364	41	1542					
13404	5284	4	18688				TOTAL SECTION 5	

STATEMENT OF VOTES, GENERAL ELECTION, TUESDAY, NOVEMBER 7th, 1978

THE STATE BOARD OF EDUCATION					REGENTS OF THE UNIVERSITY OF MICHIGAN					9
MALCOLM G. DADE, JR. DEM.	ANNETTA MILLER DEM.	BARBARA DUMOUCHELLE REP.	SILVERENIA O. KANOYTON REP.	TOTALS	PAUL BROWN DEM.	JAMES L. WATERS DEM.	JOHN R. AXE REP.	GILBERT E. BURSLEY REP.	TOTALS	NAMES OF TOWNSHIPS AND ELECTION DISTRICTS
249	343	230	140	962	292	295	157	155	899	CITY OF FRASER-1
155	210	207	154	726	194	172	145	163	674	2
266	357	333	229	1185	353	317	236	241	1147	3
239	305	204	146	894	282	270	149	162	863	4
143	247	236	167	793	223	234	170	157	784	5
164	203	112	79	558	180	179	85	82	526	6
153	227	195	142	717	190	184	143	156	673	7
174	232	202	138	746	201	188	155	175	719	C.B. 8
										C.B. 9
										TOTAL
1543	2124	1719	1195	6581	1915	1839	1240	1291	6285	
333	398	196	119	1046	367	352	129	153	1001	CITY OF ROSEVILLE-1
274	321	144	89	828	302	280	102	108	792	2
216	258	98	56	628	257	241	51	58	607	3
302	352	174	105	933	328	320	121	133	902	4
256	292	133	87	768	268	266	97	100	731	5
287	337	222	153	999	313	307	152	178	950	6
243	265	155	161	824	250	249	132	134	765	7
268	313	144	99	824	289	285	104	112	790	8
331	382	187	143	1043	356	359	138	155	1008	9
221	275	136	90	722	254	263	91	97	705	10
314	355	157	108	934	339	317	122	126	904	11
335	395	206	135	1071	374	335	148	172	1029	12
280	323	167	121	891	307	297	117	126	847	13
308	355	148	103	914	347	307	104	121	879	14
312	386	211	129	1038	354	339	138	168	999	15
294	359	193	128	974	339	326	144	140	949	16
310	349	156	125	940	336	323	114	119	892	17
187	241	214	148	790	225	205	152	171	753	18
299	365	219	144	1027	356	329	145	161	991	19
286	344	157	100	887	318	299	104	121	842	20
206	235	90	60	591	220	218	63	66	567	21
198	242	131	73	644	228	214	77	92	611	22
280	329	160	103	872	300	298	107	120	825	23
259	314	178	119	870	293	296	126	128	843	24
174	209	99	69	551	195	189	69	73	526	25
327	381	288	151	1147	364	340	181	212	1097	C.B. 26
366	398	222	146	1132	382	359	182	178	1101	C.B. 27
176	197	115	79	567	199	174	85	96	554	C.B. 28
										C.B. 29
										C.B. 30
										C.B. 31
										TOTAL
2642	8970	4700	3143	24455	8460	8087	3295	3618	23460	
378	472	229	111	1190	431	397	144	152	1124	Clinton-3
257	322	169	102	850	294	260	119	124	797	13
238	273	138	95	744	257	254	103	92	706	20
										TOTAL
873	1067	536	308	2784	982	911	366	368	2627	
10,058	12,161	6,955	4,646	33,820	11,357	10,837	4,901	5,277	32,372	TOTAL SECTION 5

STATEMENT OF VOTES, GENERAL ELECTION, TUESDAY, NOVEMBER 7th, 1978

10	THE BOARD OF TRUSTEES OF MICHIGAN STATE UNIVERSITY						THE BOARD OF GOVERNORS OF WAYNE STATE UNIVERSITY					
	DEM. CAROLE LICK	DEM. BARBARA J. SAWYER	REP. PAUL V. GADOLA	REP. MARY P. SHARP	<i>American Independent Party W. C. Root, Jr.</i>	TOTALS	DEM. LEON H. ATCHISON	DEM. MAX J. PINCUS	REP. JAMES R. HALEY	REP. LAURA REYES KOPACK	SCATTERED	TOTALS
MACOMB SECTION 5 DISTRICT 72												
CITY OF FRASER-1	263	280	172	192		907	263	268	187	179		897
2	170	176	173	168		687	166	173	173	153		665
3	288	306	293	261		1148	293	315	285	239		1132
4	263	279	164	169		875	264	260	181	156		861
5	197	215	172	210		794	201	203	202	172		778
6	172	176	83	96		527	158	172	102	88		520
7	172	206	150	175		703	174	165	166	151		656
C.B. 8	170	189	175	177		711	171	190	187	164		712
C.B. 9												
TOTAL	1695	1827	1382	1448		6352	1690	1746	1483	1302		6221
CITY OF ROSEVILLE-1												
2	340	348	137	164		989	343	344	156	155		998
3	285	300	113	103		801	271	266	115	122		774
4	234	239	58	71		602	237	229	62	71		599
5	302	319	143	140		904	312	306	148	135		901
6	254	254	101	127		736	256	234	114	117		721
7	291	304	182	195		972	290	276	190	185		941
8	230	256	131	144		761	234	228	143	152		757
9	263	290	119	125		797	262	261	125	137		785
10	326	349	163	173		1011	340	329	171	167		1007
11	242	251	102	116		711	240	231	115	115		701
12	312	328	132	141		913	321	302	135	138		896
13	343	351	176	169		1039	329	345	189	169		1032
14	293	297	128	135		853	289	279	142	137		847
15	296	330	123	134		883	298	302	141	120		861
16	326	335	170	186		1017	313	329	181	169		992
17	309	331	148	164		952	311	306	165	151		933
18	305	327	121	146		899	298	320	136	129		883
19	194	200	175	181		750	186	193	195	175		749
20	313	327	177	173		990	305	299	202	171		947
21	293	296	124	130		843	304	283	127	123		837
22	214	218	66	76		574	214	209	74	77		574
23	198	215	99	106		618	206	216	105	91		618
24	293	294	120	117		824	283	288	129	117		817
25	255	287	155	147		844	254	273	151	152		830
C.B. 26	183	187	73	88		531	179	181	86	83		529
C.B. 27	323	343	226	200		1092	276	319	238	204		1037
C.B. 28	348	374	195	175		1092	352	364	195	172		1083
C.B. 29	175	184	95	101	1	556	173	174	103	97	2	549
C.B. 30												
C.B. 31												
TOTAL	7740	8124	3962	3927	1	23554	7670	7686	4035	3831	2	23228
Clinton-3												
13	392	412	139	185		1128	393	375	185	169		1122
20	252	269	129	157		807	266	247	152	139		804
TOTAL	237	244	108	131		710	241	222	121	113		697
TOTAL SECTION 5	881	925	376	463		2645	900	844	458	421		2623
	10,516	10,886	5,510	5,838	1	32,551	10,266	10,276	5,974	5,554	2	32,072

STATEMENT OF VOTES, GENERAL ELECTION, TUESDAY, NOVEMBER 7th, 1978

Justices of the Supreme Court TERM ENDING 1/1/1987 - TWO TO BE ELECTED						Judge of the Court of Appeals <u>2nd</u> District TERM ENDING 1-1-1985 ONE TO BE ELECTED				21
ALICE L. GILBERT	GARY R. McDONALD	JAMES L. RYAN	G. MENNEN WILLIAMS	SCATTERED	TOTALS	WALTER P. CYNAR	E. THOMAS FITZGERALD	SCATTERED	TOTALS	NAMES OF TOWNSHIPS AND ELECTION DISTRICTS
154	94	291	355		894	296	167		463	CITY OF FRASER-1
124	97	204	240		665	250	95		345	2
184	137	372	400	4	1097	376	176		552	3
121	108	264	300		793	298	129		427	4
119	90	303	305		817	299	110		409	5
74	58	148	200		480	151	97		248	6
126	96	199	238		659	241	96		337	7
142	105	294	309		850	332	103		435	C.B. 8
										C.B. 9
1044	785	2075	2347	4	6255	2243	973		3216	TOTAL
141	159	220	324		844	274	149		423	CITY OF ROSEVILLE-1
102	107	187	269		665	221	130		351	2
60	64	113	207		444	147	83		230	3
112	124	249	342		827	260	149		409	4
85	111	171	291		658	247	103		350	5
131	149	257	333		870	336	116		452	6
107	140	182	268		697	231	129		360	7
81	132	196	270		679	214	154		368	8
136	140	251	352		879	290	171		461	9
85	100	156	252		593	192	117		309	10
100	131	214	324		769	259	149		408	11
150	161	278	386		975	323	178		501	12
92	139	221	334		786	274	138		412	13
114	141	214	353		822	270	153		423	14
137	146	254	378		915	326	154		480	15
127	109	232	337		805	290	122		412	16
112	123	186	323		744	235	152		387	17
135	115	244	234		728	258	107		365	18
131	144	266	363		904	312	159		471	19
121	127	212	321		781	256	130		386	20
60	94	111	232		497	167	98		265	21
96	88	182	242		608	206	104		310	22
118	114	201	280		713	244	118		362	23
105	126	226	286		743	298	99		397	24
57	96	123	204		481	167	83		250	25
208	226	403	461		1298	486	183		669	C.B. 26
188	202	362	445		1197	477	150		627	C.B. 27
114	105	161	216	2	598	243	72	1	316	C.B. 28
										C.B. 29
										C.B. 30
										C.B. 31
										TOTAL
181	147	349	411		1088	324	253		577	Clinton-3
135	119	225	303		782	240	163		403	13
101	82	205	247		635	232	96		328	20
417	348	779	961		2505	796	512		1308	TOTAL
4607	4746	8926	11935	6	30780	10542	5135	1	15678	TOTAL SECTION 5

STATEMENT OF VOTES, GENERAL ELECTION, TUESDAY, NOVEMBER 7th, 1978

22	Judge of the Circuit Court <u>16th</u> Circuit TERM ENDING <u>1-1-1985</u> TWO TO BE ELECTED				Judge of the Circuit Court _____ Circuit TERM ENDING _____ TO BE ELECTED			
	FRANK E. JEANNETTE	KENNETH N. SANBORN	<i>Scattered</i>	TOTALS				TOTALS
NAMES OF TOWNSHIPS AND ELECTION DISTRICTS MACOMB SECTION 5 DISTRICT 72								
CITY OF FRASER-1	339	233		572				
2	259	193		452				
3	435	320		755				
4	327	223		550				
5	330	241		571				
6	170	121		291				
7	253	203		456				
C.B. 8	394	321		715				
C.B. 9								
TOTAL	2507	1855		4362				
CITY OF ROSEVILLE-1	354	210		564				
2	271	172		443				
3	173	109		282				
4	339	213		552				
5	268	163		431				
6	333	234		567				
7	280	206		486				
8	288	173		461				
9	364	252		616				
10	252	152		404				
11	322	234		556				
12	412	283		695				
13	314	214		528				
14	322	221		543				
15	375	251		626				
16	332	226		558				
17	275	197		472				
18	290	226		516				
19	373	273		646				
20	306	193		499				
21	215	131		346				
22	238	171		409				
23	295	192		487				
24	318	187		505				
25	221	133		354				
C.B. 26	581	486		1067				
C.B. 27	577	442	1	1020				
C.B. 28	290	202	2	494				
C.B. 29								
C.B. 30								
C.B. 31								
TOTAL	2978	1646	3	4627				
Clinton-3	451	321		772				
13	301	223		524				
20	260	163		423				
TOTAL	1012	707		1719				
TOTAL SECTION 5	4990	2353	3	7343				

STATEMENT OF VOTES, GENERAL ELECTION, TUESDAY, NOVEMBER 7th, 1978

Judge of the Probate Court _____ District TERM ENDING 1-1-1985 ONE TO BE ELECTED				Judge of the Probate Court _____ District TERM ENDING 1-1-1983 ONE TO BE ELECTED				23
JAMES F. NOWICKI	SCATTERED		TOTALS	GEORGE E. MONTGOMERY	LAWRENCE P. ZATKOFF	SCATTERED	TOTALS	NAMES OF TOWNSHIPS AND ELECTION DISTRICTS
327			327	114	290		404	CITY OF FRASER-1
251			251	107	218		325	2
412			412	135	364	1	500	3
296			296	145	232		377	4
314			314	115	263		378	5
163			163	99	102		201	6
231			231	110	178		288	7
384	1		385	162	259		421	C.B. 8
								C.B. 9
2378	1		2379	987	1906	1	2894	TOTAL
310			310	200	180		380	CITY OF ROSEVILLE-1
237			237	153	156		309	2
152			152	83	97		180	3
299			299	121	257		378	4
252			252	127	202		329	5
302			302	140	262		402	6
266			266	149	177		326	7
254			254	133	201		334	8
347			347	157	271		428	9
214			214	132	153		285	10
281			281	149	220		369	11
362			362	200	278		478	12
279			279	174	256		380	13
321			321	166	226		392	14
335			335	143	306		449	15
294			294	123	258		381	16
266			266	161	181		342	17
276			276	124	218		342	18
346			346	153	291		444	19
277			277	177	177		354	20
187			187	89	164		253	21
209			209	100	178		278	22
252			252	144	176		320	23
294			294	143	199		342	24
166			166	100	134		234	25
572			572	282	316		658	C.B. 26
549			549	259	356		615	C.B. 27
278	1		279	109	207		316	C.B. 28
								C.B. 29
								C.B. 30
								C.B. 31
8177	1		8178	4141	6157		10298	TOTAL
473			473	246	280		526	Clinton-3
344			344	159	190		349	13
289			289	132	167		299	20
1106			1106	537	637		1174	TOTAL
11661	2		11663	5665	8700	1	14366	TOTAL SECTION 5

STATEMENT OF VOTES, GENERAL ELECTION, TUESDAY, NOVEMBER 7th, 1978

24	Judge of the District Court <u>39th</u> District					Judge of the District Court <u>41B</u> District								
	TERM ENDING <u>12-31-1984</u>					TERM ENDING _____								
					ONE TO BE ELECTED					TO BE ELECTED				
NAMES OF TOWNSHIPS AND ELECTION DISTRICTS		MARY E. McDEVITT	SCATTELED	TOTALS		JOHN G. ROSKOPF			TOTALS					
MACOMB DISTRICT 72														
CITY OF FRASER-1		351		351										
2		251		251										
3		449		449										
4		321		321										
5		314		314										
6		174		174										
7		250		250										
C.B. 8		391	1	392										
C.B. 9														
TOTAL		2501	1	2502										
CITY OF ROSEVILLE-1		346		346										
2		275		275										
3		189		189										
4		330		330										
5		280		280										
6		356		356										
7		302		302										
8		301		301										
9		386		386										
10		264		264										
11		358		358										
12		473		473										
13		372		372										
14		350		350										
15		413		413										
16		346		346										
17		293		293										
18		280		280										
19		383		383										
20		314		314										
21		224		224										
22		230		230										
23		287		287										
24		302		302										
25		225		225										
C.B. 26		583	2	585										
C.B. 27		591	2	593										
C.B. 28		289	2	291										
C.B. 29														
C.B. 30														
C.B. 31														
TOTAL		9342	6	9348										
Clinton-3						443		443						
13						306		306						
20						263		263						
TOTAL						1012		1012						
TOTAL SECTION 5		11843	7	11850		1012		1012						

STATEMENT OF VOTES, GENERAL ELECTION, TUESDAY, NOVEMBER 7th, 1978

COMMUNITY COLLEGE TRUSTEES

SADIE BIALOCK	HARVEY R. DEAN	STEVEN DeLUCA	ODESSA KOMER	LEON M. KONIECZNY	STEVEN E. ZMUDA	SCATTERED	TOTALS	NAMES OF TOWNSHIPS AND ELECTION DISTRICTS MACOMB SECTION 5 DISTRICT 72
138	229	207	164	94	102		934	CITY OF FRASER-1
118	123	127	146	104	77		695	2
156	285	250	201	136	110		1138	3
120	145	122	159	150	129		825	4
179	141	129	105	158	132		844	5
107	109	73	58	40	72		459	6
141	159	128	94	58	54		634	7
177	236	198	154	124	104	5	998	C.B. 8
								C.B. 9
								TOTAL
1136	1427	1234	1081	864	780	5	6527	
224	227	215	97	105	79		947	CITY OF ROSEVILLE-1
82	166	175	133	77	66		699	2
48	55	122	106	93	28		452	3
133	118	117	161	176	146		851	4
101	99	169	148	127	50		694	5
124	124	115	181	193	156		893	6
170	120	93	76	143	126		728	7
165	204	95	75	68	148		755	8
224	159	137	90	217	176		1,003	9
145	191	148	71	48	43		646	10
109	233	199	154	84	62		841	11
127	157	275	193	195	86		1033	12
100	124	98	167	154	132		775	13
190	136	111	94	184	176		891	14
222	242	141	84	104	175		968	15
193	225	189	107	90	81		885	16
94	211	191	138	74	67		775	17
107	123	170	131	146	71		748	18
145	266	143	188	182	141		1075	19
159	140	108	95	154	138		794	20
128	152	72	39	46	107		544	21
142	207	65	77	57	87		635	22
142	191	164	79	76	59		711	23
176	110	109	85	185	147		812	24
57	129	131	107	44	42		510	25
267	365	269	192	215	188	2	1498	C.B. 26
268	401	259	215	192	187		1522	C.B. 27
132	164	132	103	123	101	4	759	C.B. 28
								C.B. 29
								C.B. 30
								C.B. 31
								TOTAL
4174	5039	4212	3396	3552	3065	6	23444	
207	251	230	190	156	200		1234	Clinton-3
166	156	168	111	167	93		861	13
157	140	125	106	115	93		736	20
								TOTAL
530	547	523	407	438	386		2831	
								TOTAL SECTION 5
5840	7013	5969	4884	4854	4231	11	32180	

STATEMENT OF VOTES, GENERAL ELECTION, TUESDAY, NOVEMBER 7th, 1978

STATE PROPOSALS

PROPOSAL A PROPOSAL RELATING TO CALLING A CONSTITUTIONAL CONVENTION.			PROPOSAL B PROPOSAL TO PROHIBIT THE GRANTING OF A PAROLE TO A PRISONER CONVICTED OF CERTAIN CRIMES INVOLVING VIOLENCE OR INJURY TO PERSON OR PROPERTY UNTIL AT LEAST AFTER THE MINIMUM SENTENCE HAS BEEN SERVED.			PROPOSAL C PROPOSAL TO PERMIT THE DEPOSIT OF STATE FUNDS IN SAVINGS AND LOAN ASSOCIATIONS AND CREDIT UNIONS AS WELL AS IN BANKS.			PROPOSAL D PROPOSAL TO PROHIBIT ALCOHOLIC BEVERAGES FROM BEING SOLD TO, OR POSSESSED FOR PURPOSES OF PERSONAL CONSUMPTION BY, A PERSON UNDER THE AGE OF 21.			NAMES OF TOWNSHIPS AND ELECTION DISTRICTS
YES	NO	TOTAL	YES	NO	TOTAL	YES	NO	TOTAL	YES	NO	TOTAL	
123	519	642	529	121	650	366	272	638	416	244	660	CITY OF FRASER-1
100	364	464	390	72	462	281	172	453	305	167	472	2
132	572	704	573	133	706	461	241	702	425	285	710	3
130	455	585	465	130	595	366	214	580	401	205	606	4
115	414	529	446	96	542	362	169	531	311	227	538	5
79	255	334	273	66	339	208	121	329	229	108	337	6
85	396	481	391	104	495	302	183	485	315	183	498	7
126	343	469	407	73	480	323	147	470	347	138	485	C.B. 8
												C.B. 9
												TOTAL
890	3518	4408	3474	795	4269	2669	1519	4188	2749	1567	4316	
142	467	609	439	172	611	352	253	605	416	215	631	CITY OF ROSEVILLE-1
133	346	479	375	111	486	300	173	473	320	173	493	2
123	219	342	278	115	393	217	122	339	199	146	345	3
129	415	544	438	127	565	383	161	544	360	216	576	4
135	335	470	374	100	474	289	179	468	308	165	473	5
150	458	608	472	154	626	371	238	609	371	255	626	6
110	361	471	367	111	478	299	172	471	296	187	483	7
145	355	500	393	115	508	326	174	500	334	174	508	8
160	470	630	504	140	644	409	271	680	434	215	649	9
126	313	439	338	105	443	276	164	440	295	159	454	10
138	419	557	433	138	571	356	205	561	346	235	581	11
168	494	662	505	167	672	409	247	656	425	249	674	12
153	405	558	428	135	563	335	216	551	387	176	563	13
126	419	545	404	159	563	356	195	551	337	221	558	14
141	502	643	503	149	652	432	206	638	403	248	651	15
163	428	591	480	130	610	385	202	587	389	221	610	16
158	388	546	420	137	557	345	207	552	353	209	562	17
114	397	511	425	90	515	334	177	511	313	200	513	18
159	478	637	506	203	709	416	221	637	397	265	662	19
142	403	545	438	122	560	349	198	547	376	183	559	20
104	244	348	271	81	352	232	113	345	236	120	356	21
100	297	397	323	83	406	254	140	394	246	160	406	22
135	390	525	421	118	539	322	208	530	359	179	538	23
152	386	538	434	118	552	369	165	534	345	216	561	24
91	252	343	268	84	352	244	148	392	224	121	345	25
214	470	684	585	127	712	418	275	693	533	213	746	C.B. 26
199	466	665	570	113	683	440	220	660	577	173	690	C.B. 27
121	205	326	254	73	327	190	140	330	243	97	340	C.B. 28
												C.B. 29
												C.B. 30
												C.B. 31
												TOTAL
3931	10782	14713	11590	3477	15067	9458	5340	14798	9762	5391	15153	
201	480	681	566	129	695	414	265	679	486	219	705	Clinton-3
171	338	509	421	95	516	308	202	510	365	163	528	13
110	322	432	345	94	439	276	154	430	286	160	446	20
												TOTAL
482	1140	1622	1332	318	1650	998	621	1619	1137	542	1679	
5303	15240	20543	16402	4590	20992	13125	7480	20605	13648	7500	21148	TOTAL SECTION 5

STATE PROPOSALS

NAMES OF TOWNSHIPS AND ELECTION DISTRICTS MACOMB SECTION 5 DISTRICT 72	PROPOSAL E PROPOSAL FOR TAX LIMITATION.			PROPOSAL G PROPOSAL TO ALLOW COLLECTIVE BARGAINING WITH BINDING ARBITRATION FOR MICHIGAN STATE POLICE TROOPERS.			PROPOSAL H PROPOSAL TO PROHIBIT THE USE OF PROPERTY TAXES FOR SCHOOL OPERATING EXPENSES AND TO ESTABLISH A VOUCHER SYSTEM FOR FINANCING EDUCATION OF STUDENTS AT PUBLIC AND NONPUBLIC SCHOOLS.			PROPOSAL J PROPOSAL TO REDUCE PROPERTY TAX ASSESSMENTS; TO ESTABLISH A MAXIMUM OF 5.6% ON THE RATE OF THE STATE INCOME TAX; TO PROHIBIT LEGISLATURE FROM REQUIRING NEW OR EXPANDED LOCAL PROGRAMS WITHOUT STATE FUNDING; AND TO ALLOW SCHOOL INCOME TAX WITH VOTER APPROVAL.		
	YES	NO	TOTAL	YES	NO	TOTAL	YES	NO	TOTAL	YES	NO	TOTAL
	CITY OF FRASER-1	320	322	642	354	285	639	128	515	643	210	430
2	242	277	464	235	217	452	129	335	464	173	285	458
3	378	323	701	388	315	703	168	531	699	222	478	700
4	315	265	580	316	268	584	181	409	590	234	349	583
5	287	250	537	269	253	522	113	427	540	177	354	531
6	175	157	332	191	147	338	90	243	333	102	228	330
7	247	237	484	284	196	480	121	370	491	160	324	484
C.B. 8	283	190	473	281	190	471	144	334	478	206	266	472
C.B. 9												
TOTAL	2247	1966	4213	2318	1871	4189	1074	3164	4238	1484	2714	4198
CITY OF ROSEVILLE-1	329	277	606	355	247	602	207	399	606	255	345	600
2	266	207	473	279	190	469	183	300	483	195	274	469
3	152	186	338	194	140	334	107	244	351	105	228	333
4	306	236	542	329	218	547	255	311	566	256	289	545
5	210	253	463	278	182	460	141	329	470	167	294	461
6	355	257	612	337	272	609	225	396	621	248	365	613
7	264	206	470	271	194	465	152	319	471	206	263	469
8	237	257	494	286	203	489	143	353	496	186	313	499
9	341	291	632	343	283	626	223	414	637	259	367	626
10	217	223	440	270	163	433	129	307	436	175	273	448
11	273	283	556	328	231	559	150	419	569	222	343	565
12	384	270	654	395	256	651	229	431	660	276	376	652
13	290	267	557	336	208	544	174	385	559	225	329	554
14	300	258	558	329	222	551	161	397	558	203	350	553
15	342	299	641	359	276	635	202	444	646	242	392	634
16	315	270	585	364	227	591	177	413	590	243	347	590
17	269	279	548	322	225	547	171	388	559	230	325	555
18	213	189	402	242	259	501	217	284	501	237	271	508
19	315	323	638	363	261	624	158	488	646	230	404	634
20	325	231	556	313	226	539	157	394	551	223	326	549
21	186	154	340	212	128	340	115	230	345	143	202	345
22	211	185	396	222	174	396	94	305	399	154	247	401
23	289	240	529	279	243	522	167	356	523	204	322	526
24	331	212	543	316	220	536	229	325	554	225	314	539
25	168	178	346	208	135	343	215	234	449	150	192	342
C.B. 26	430	261	691	446	247	693	252	443	695	320	355	675
C.B. 27	416	247	663	458	215	673	232	448	680	365	305	670
C.B. 28	216	110	326	222	107	329	152	183	335	176	147	323
C.B. 29												
C.B. 30												
C.B. 31												
TOTAL	8050	6649	14699	8656	5952	14608	5017	9939	14956	6120	8558	14678
Clinton-3	369	315	684	435	257	692	201	496	697	285	409	694
13	297	210	507	326	184	510	152	367	519	229	274	503
20	215	218	433	265	165	430	116	320	436	161	277	438
TOTAL	881	743	1624	1026	606	1632	469	1183	1652	675	960	1635
TOTAL SECTION 5	11178	9358	20536	12000	8429	20429	6560	14286	20846	8279	12232	20511

STATE PROPOSALS

PROPOSAL K PROPOSAL TO GRANT AUTHORITY TO COURTS TO DENY BAIL UNDER CERTAIN CIRCUMSTANCES INVOLVING VIOLENT CRIMES.			PROPOSAL M PROPOSAL TO ALLOCATE AT LEAST 90% OF GAS TAX REVENUES FOR GENERAL ROAD PURPOSES AND THE REMAINDER FOR OTHER TRANSPORTATION PURPOSES AND TO REPLACE STATE HIGHWAY COMMISSION WITH A TRANSPORTATION COMMISSION.			PROPOSAL R PROPOSAL TO AUTHORIZE CREATION OF A RAILROAD REDEVELOPMENT AUTHORITY TO MAKE LOANS TO RAILROADS WITH TRACKAGE IN MICHIGAN AND TO AUTHORIZE AUTHORITY TO ISSUE GENERAL OBLIGATION BONDS IN AMOUNT NOT TO EXCEED 175 MILLION DOLLARS.			NAMES OF TOWNSHIPS AND ELECTION DISTRICTS			
YES	NO	TOTAL	YES	NO	TOTAL	YES	NO	TOTAL	YES	NO	TOTAL	
536	88	644	275	358	633	193	424	617				CITY OF FRASER-1
391	71	462	207	245	452	172	277	449				2
618	84	702	298	398	696	236	451	687				3
490	93	583	267	305	572	217	352	569				4
458	72	530	253	268	521	203	313	516				5
292	45	337	183	145	328	133	190	323				6
416	70	486	240	238	478	173	299	472				7
438	39	477	276	187	463	169	281	450				C.B. 8
												C.B. 9
												TOTAL
3659	568	4221	1999	2144	4143	1496	2587	4083				
509	105	614	288	309	597	217	378	595				CITY OF ROSEVILLE-1
419	60	479	252	207	459	179	273	452				2
271	70	341	174	153	327	141	191	332				3
500	63	563	267	278	545	211	329	540				4
383	81	464	222	239	461	179	282	461				5
528	86	614	305	299	604	220	380	600				6
414	59	473	243	219	462	180	282	462				7
431	70	501	235	250	485	212	276	488				8
556	82	638	284	337	621	250	364	614				9
358	79	437	221	212	433	171	258	429				10
478	89	567	254	297	551	200	342	542				11
551	112	663	340	312	652	245	395	640				12
480	80	560	272	271	543	218	323	541				13
458	98	556	254	296	550	203	343	546				14
558	83	641	307	324	631	230	394	624				15
505	93	598	306	278	584	235	345	580				16
469	88	557	276	265	541	223	310	533				17
443	65	508	245	254	499	185	315	500				18
539	103	642	309	319	628	242	375	617				19
487	66	553	264	279	543	198	335	533				20
368	42	350	180	162	342	148	198	346				21
349	50	399	196	196	392	154	235	389				22
432	95	527	232	286	518	178	334	512				23
473	77	550	253	270	523	215	298	513				24
279	64	343	145	188	333	120	219	339				25
633	75	708	406	281	687	245	427	672				C.B. 26
253	415	668	418	241	659	262	386	648				C.B. 27
302	34	336	215	110	325	128	191	319				C.B. 28
												C.B. 29
												C.B. 30
												C.B. 31
												TOTAL
12366	2454	14820	11363	1192	14495	5589	8778	14367				
599	103	702	363	326	689	263	402	665				Clinton-3
448	66	514	279	226	505	187	300	487				13
368	66	434	232	197	429	150	266	416				20
												TOTAL
1415	235	1650	874	749	1623	600	968	1568				
17440	3261	20701	11236	10125	20261	7685	12333	20018				TOTAL SECTION 5

STATEMENT OF VOTES, GENERAL ELECTION, TUESDAY, NOVEMBER 7th, 1978

32

NAMES OF
TOWNSHIPS AND
ELECTION DISTRICTS
MACOMB SECTION 5
DISTRICT 72

YES	NO	TOTAL	YES	NO	TOTAL	YES	NO	TOTAL	YES	NO	TOTAL
-----	----	-------	-----	----	-------	-----	----	-------	-----	----	-------

CITY OF FRASER-1
2
3
4
5
6
7
C.B. 8
C.B. 9
TOTAL

CITY OF ROSEVILLE-1
2
3
4
5
6
7
8
9
10
11
12
13
14
15
16
17
18
19
20
21
22
23
24
25
C.B. 26
C.B. 27
C.B. 28
C.B. 29
C.B. 30
C.B. 31
TOTAL

Clinton-3
13
20
TOTAL

TOTAL SECTION 5

STATEMENT OF VOTES, GENERAL ELECTION, TUESDAY, NOVEMBER 7th, 1978

		GOVERNOR & LIEUTENANT GOVERNOR				SECRETARY OF STATE					
		WILLIAM B. FITZGERALD OLIVIA P. MAYNARD DEM.	WILLIAM G. MILLIKEN JAMES H. BRICKLEY REP.	TOTALS	RICHARD H. AUSTIN DEM.	MELVIN L. LARSEN REP.	TOTALS	NAMES OF TOWNSHIPS AND ELECTION DISTRICTS		POLL BOOK TOTALS	
								MACOMB SECTION 6 DISTRICT 73			
346	165	183		348	228	86		314	CITY OF EAST DETROIT-1		
560	257	275		532	356	144		500	2		
499	191	285		476	300	140		440	3		
550	182	339		521	307	176		483	4		
539	128	277		405	353	112		465	5		
497	253	221		474	331	106		437	6		
576	269	286		555	381	122		503	7		
332	131	186		317	208	78		286	8		
337	144	185		329	210	75		285	9		
416	225	181		406	275	92		367	10		
392	187	181		368	276	74		350	11		
666	255	386		641	376	183		559	12		
606	261	324		585	393	165		518	13		
754	328	390		718	467	176		643	14		
456	192	253		445	284	128		412	15		
522	244	257		501	325	123		448	16		
622	257	346		597	367	184		551	17		
504	223	252		475	295	139		434	18		
470	298	209		457	329	93		422	19		
425	161	242		403	250	120		370	20		
567	269	276		545	360	135		495	21		
431	214	200		414	277	108		385	22		
864	276	273		549	346	142		488	23		
707	299	319		678	429	175		604	24		
408	205	190		395	279	84		363	25		
350	201	132		333	264	54		315	26		
394	149	227		376	221	125		346	27		
1778	706	1046		1752	1130	579	1	1710	C.B.		
									C.B.		
1528	6620	7916		14545	9577	3918	1	15149	TOTAL		
543	176	350	1	527	321	165		486	CITY OF ST. CLAIR SHORES-4		
685	306	359		665	438	181		619	5		
589	261	306		567	373	151		524	6		
572	181	378		659	320	199		519	38		
									TOTAL		
2369	924	1313	1	2318	1452	696		2148			
203	117	78		195	137	48		185	CITY OF WARREN-18		
193	122	66		188	14	29		170	19		
351	216	121		337	259	61		320	20		
158	86	67		153	111	30		141	21		
244	113	121		234	157	52		209	27		
514	222	271		493	340	116		456	29		
301	131	152		283	193	68		261	30		
57	24	31		55	28	24		52	31		
473	236	210		446	304	110		414	32		
436	238	139		377	280	108		388	33		
292	168	113		281	204	61		265	34		
375	153	156		309	211	67		278	35		
538	293	223		516	367	108		475	36		
448	224	207		431	319	86		405	37		
467	224	225		449	297	118		415	49		
499	197	282		479	333	123		450	50		
184	98	77		175	111	52		163	51		
306	144	148		292	191	69		260	52		
5941	3006	2687		5693	3983	1330		5313	C.B.		
									C.B.		
									TOTAL		
2368	11550	12055	1	22606	15012	5944	1	20957	TOTAL SECTION 6		

STATEMENT OF VOTES, GENERAL ELECTION, TUESDAY, NOVEMBER 7th, 1978

2	ATTORNEY GENERAL				UNITED STATES SENATOR		
	DEM. FRANK J. KELLEY	REP. STEPHEN C. BRANDSDORFER	AIP JAMES E. WELLS	TOTALS	DEM. CARL LEVIN	REP. ROBERT P. GRIFFIN	TOTALS
MACOMB SECTION 6 DISTRICT 73							
CITY OF EAST DETROIT-1	261	49	3	313	195	132	327
2	375	105	80	448	327	191	518
3	329	110	0	439	257	198	455
4	323	150	3	476	247	265	512
5	353	103	7	463	306	186	492
6	352	78	5	435	289	170	459
7	406	94	7	507	338	202	540
8	229	59	1	289	179	133	312
9	232	56	2	290	185	127	312
10	288	73	7	368	247	149	396
11	286	61	6	353	226	141	367
12	400	151	8	559	318	289	607
13	391	128	4	523	299	259	558
14	488	146	7	641	412	267	679
15	307	104	3	414	245	178	423
16	354	89	6	449	277	193	470
17	394	152	6	552	320	163	583
18	318	112	2	432	255	212	467
19	341	74	5	420	273	161	434
20	260	110	0	370	211	180	391
21	398	91	5	494	317	205	522
22	306	74	5	385	266	142	408
23	404	89	2	495	330	192	522
24	497	111	10	618	355	298	653
25	303	56	3	362	243	145	388
26	267	39	2	308	235	95	330
27	234	109	4	347	195	178	373
C.B.	1299	395	11	1705	903	828	1732
C.B.							
TOTAL	10345	2968	132	13445	8250	5979	14230
CITY OF ST. CLAIR SHORES-4							
5	330	146	4	480	222	288	510
6	480	134	3	617	378	272	650
38	402	120	1	523	324	234	558
TOTAL	317	194	0	511	255	297	552
	1529	594	8	2131	1179	1091	2270
CITY OF WARREN-18							
19	152	30	2	184	125	69	194
20	139	29	4	172	122	58	180
21	275	40	4	319	239	94	333
27	118	18	1	137	98	49	147
29	167	44	4	215	132	97	229
30	371	74	9	454	257	324	581
31	215	49	3	267	168	114	282
32	37	13	0	50	27	26	53
33	317	81	9	407	272	162	434
34	319	65	3	387	283	129	412
35	220	39	3	262	176	99	275
36	226	49	2	277	185	120	305
37	327	88	5	415	322	182	504
49	323	68	8	399	276	149	425
50	315	86	2	403	259	175	434
51	351	99	5	455	254	226	480
52	126	32	1	159	108	65	173
TOTAL	212	51	1	264	171	113	284
	4270	955	66	5291	3474	2151	5625
TOTAL SECTION 6							
	16194	4517	206	20917	12903	9221	22125

STATEMENT OF VOTES, GENERAL ELECTION, TUESDAY, NOVEMBER 7th, 1978

Repres't'Ve in Congress 12th District				Repres't'Ve in Congress 14th District				3	
DEM.	REP.		TOTALS	DEM.	REP.		TOTALS	NAMES OF TOWNSHIPS AND ELECTION DISTRICTS	
DAVID E. BONIOR	KIRBY HOLMES			LUCIEN N. NEDZI	JOHN EDWARD GETZ			MACOMB SECTION 6 DISTRICT 73	
				214	61		275	CITY OF EAST DETROIT-1	
				316	115		431	2	
				260	123		383	3	
				266	155		421	4	
				287	110		397	5	
				278	104		382	6	
				333	125		458	7	
				185	83		268	8	
				198	49		247	9	
				243	88		331	10	
				232	74		306	11	
				327	168		495	12	
				323	153		476	13	
				399	154		553	14	
				246	127		373	15	
				279	113		392	16	
				332	174		506	17	
				271	129		400	18	
				289	82		371	19	
				223	104		327	20	
				329	104		433	21	
				238	100		338	22	
				324	107		431	23	
				399	166		565	24	
				269	78		347	25	
				229	53		282	26	
				211	96		307	27	
				1147	506		1653	C.B.	
								C.B.	
								TOTAL	
				564	350		914		
235	228		463					CITY OF ST. CLAIR SHORES-4	
371	226		597					5	
318	200		518					6	
257	247		504					38	
								TOTAL	
1181	901		2082						
				127	37		164	CITY OF WARREN-18	
				125	26		151	19	
				237	53		290	20	
				93	23		116	21	
				118	63		181	27	
				295	99		394	29	
				178	67		245	30	
				28	16		44	31	
				261	103		364	32	
				257	75		332	33	
				178	54		232	34	
				180	65		245	35	
				318	117		435	36	
				268	80		348	37	
				263	108		371	49	
				286	112		398	50	
				104	37		141	51	
				171	57		228	52	
								C.B.	
								C.B.	
								TOTAL	
				348	119		467		
								TOTAL SECTION 6	
1181	901		2082	12134	4693		16827		

STATEMENT OF VOTES, GENERAL ELECTION, TUESDAY, NOVEMBER 7th, 1978

STATE SENATOR <u>26th</u> DISTRICT				STATE SENATOR _____ DISTRICT				5
GILBERT J. DINELLO DEM.	EDWIN PARKINSON REP.		TOTALS	DEM.	REP.	TOTALS	NAMES OF TOWNSHIPS AND ELECTION DISTRICTS	
229	48		277				CITY OF EAST DETROIT-1	
342	100		442				2	
286	105		391				3	
277	159		436				4	
333	89		422				5	
310	85		395				6	
369	106		475				7	
194	72		266				8	
218	48		266				9	
254	81		335				10	
256	67		323				11	
372	157		529				12	
346	137		483				13	
444	130		574				14	
268	114		382				15	
315	93		408				16	
371	137		508				17	
270	120		390				18	
310	72		382				19	
256	88		344				20	
375	84		459				21	
278	76		354				22	
375	81		456				23	
437	123		560				24	
273	72		345				25	
253	44		297				26	
222	91		313				27	
1238	438		1676				C.B.	
							C.B.	
9471	3017		12488				TOTAL	
264	158		422				CITY OF ST. CLAIR SHORES-4	
444	139		583				5	
379	120		499				6	
276	190		466				38	
1333	607		1940				TOTAL	
137	27		164				CITY OF WARREN-18	
123	31		154				19	
243	48		291				20	
97	17		114				21	
126	55		181				27	
292	85		377				29	
185	50		235				30	
32	13		45				31	
276	85		361				32	
290	55		345				33	
193	39		232				34	
201	56		257				35	
346	85		431				36	
288	70		358				37	
278	79		357				49	
292	98		390				50	
100	36		136				51	
171	54		225				52	
							C.B.	
							C.B.	
3670	983		4653				TOTAL	
14474	4607		19081				TOTAL SECTION 6	

STATEMENT OF VOTES, GENERAL ELECTION, TUESDAY, NOVEMBER 7th, 1978

Repres't've in State Legislature <u>73rd</u> District				Repres't've in State Legislature _____ District				7
LEO R. LONDE DEM.	ROGER M. ANGELINI REP.		TOTALS	DEM.	REP.	TOTALS	NAMES OF TOWNSHIPS AND ELECTION DISTRICTS MACOMB SECTION 6 DISTRICT 73	
254	43		297				CITY OF EAST DETROIT-1	
344	105		449				2	
286	108		394				3	
279	140		419				4	
351	101		402				5	
322	85		407				6	
334	118		452				7	
187	69		256				8	
199	68		267				9	
237	94		331				10	
244	73		317				11	
289	91		480				12	
316	160		476				13	
386	160		546				14	
246	120		366				15	
282	106		388				16	
321	155		476				17	
273	124		397				18	
283	83		366				19	
235	115		350				20	
325	108		433				21	
276	87		303				22	
353	100		453				23	
380	148		528				24	
262	80		342				25	
229	51		280				26	
183	106		289				27	
1054	533		1587				C.B.	
							C.B.	
							TOTAL	
8680	431		12111					
198	179		377				CITY OF ST. CLAIR SHORES-4	
344	179		523				5	
303	150		453				6	
225	210		435				38	
237	284		535				AD TOTAL	
1321	1002		2323				TOTAL	
139	29		168				CITY OF WARREN-18	
123	31		154				19	
240	40		280				20	
91	19		110				21	
111	54		165				27	
257	110		367				29	
162	55		217				30	
32	12		44				31	
253	96		349				32	
272	70		347				33	
173	53		226				34	
186	56		242				35	
326	99		425				36	
277	70		347				37	
244	102		346				49	
258	120		378				50	
97	41		138				51	
155	58		213				52	
385	173		558				C.B.	
							C.B.	
							TOTAL	
3781	1243		5024					
13782	5776		19508				TOTAL SECTION 6	

STATEMENT OF VOTES, GENERAL ELECTION, TUESDAY, NOVEMBER 7th, 1978

8	Repres't've in State Legislature _____ District					Repres't've in State Legislature _____ District					
	DEM.	REP.			TOTALS	DEM.	REP.			TOTALS	
NAMES OF TOWNSHIPS AND ELECTION DISTRICTS MACOMB SECTION 6 DISTRICT 73											
CITY OF EAST DETROIT-1											
2											
3											
4											
5											
6											
7											
8											
9											
10											
11											
12											
13											
14											
15											
16											
17											
18											
19											
20											
21											
22											
23											
24											
25											
26											
27											
C.B.											
C.B.											
TOTAL											
CITY OF ST. CLAIR SHORES-4											
5											
6											
38											
TOTAL											
CITY OF WARREN-18											
19											
20											
21											
27											
29											
30											
31											
32											
33											
34											
35											
36											
37											
49											
50											
51											
52											
C.B.											
C.B.											
TOTAL											
TOTAL SECTION 6											

STATEMENT OF VOTES, GENERAL ELECTION, TUESDAY, NOVEMBER 7th, 1978

THE STATE BOARD OF EDUCATION					REGENTS OF THE UNIVERSITY OF MICHIGAN					TOTALS	NAMES OF TOWNSHIPS AND ELECTION DISTRICTS
DEM. MALCOLM G. DADE, JR.	DEM. ANNETTA MILLER	REP. BARBARA DUMOUCHELLE	REP. SILVERENIA Q. KANOYTON	TOTALS	DEM. PAUL BROWN	DEM. JAMES L. WATERS	REP. JOHN R. AXE	REP. GILBERT E. BURSLEY	TOTALS		
165	195	79	45	484	190	166	59	59	474	CITY OF EAST DETROIT-1	
254	300	145	114	813	270	265	111	123	769	2	
186	228	152	116	682	214	186	111	136	647	3	
176	230	197	144	747	203	191	165	166	725	4	
221	279	140	94	734	244	236	101	111	692	5	
227	256	126	84	693	236	214	101	106	657	6	
259	312	155	116	842	292	279	113	125	809	7	
135	157	97	73	462	147	141	73	83	444	8	
137	179	90	55	461	154	156	61	72	443	9	
199	232	108	75	614	215	211	79	89	594	10	
183	223	101	74	581	200	199	78	74	551	11	
217	285	233	157	892	260	232	170	176	838	12	
207	272	205	154	838	256	240	159	166	821	13	
279	327	203	142	951	312	300	147	160	919	14	
200	242	142	102	686	216	206	112	125	659	15	
218	260	137	106	721	246	236	106	114	702	16	
222	276	216	147	861	255	244	166	178	843	17	
199	210	147	119	675	205	200	123	136	664	18	
230	273	107	77	687	242	240	85	94	661	19	
154	185	135	112	586	164	166	109	115	554	20	
241	291	141	107	780	260	250	106	122	738	21	
183	228	132	90	633	217	207	94	98	616	22	
256	314	142	89	801	287	266	94	96	743	23	
279	350	212	139	980	317	305	153	164	939	24	
220	252	105	71	648	232	233	80	80	625	25	
196	218	68	44	526	213	198	51	50	512	26	
121	170	150	107	548	138	147	111	115	511	27	
790	899	744	494	3927	858	813	526	598	2895	C.B.	
										C.B.	
6354	7643	4609	3247	21853	7043	6727	3484	3731	20985	TOTAL	
172	195	218	166	751	190	171	178	180	719	CITY OF ST. CLAIR SHORES-4	
303	341	195	172	1011	320	312	159	171	962	5	
260	307	190	139	896	283	269	140	167	859	6	
187	206	269	205	867	209	180	208	219	816	38	
922	1049	872	682	3525	1002	932	685	737	3356	TOTAL	
98	126	44	31	299	112	117	25	32	286	CITY OF WARREN-18	
102	121	39	25	287	115	113	25	28	281	19	
211	234	57	41	543	220	219	42	44	525	20	
90	88	21	15	214	89	82	18	16	205	21	
99	130	63	47	339	103	104	49	51	307	27	
210	259	141	90	700	229	233	98	115	675	29	
132	156	76	51	415	146	137	57	60	400	30	
19	27	18	12	76	23	24	17	17	81	31	
209	240	119	88	656	228	210	87	110	635	32	
206	250	88	59	603	228	228	57	73	586	33	
147	178	66	47	438	166	158	40	50	414	34	
141	181	75	57	454	150	150	68	63	431	35	
266	305	139	105	815	283	275	107	108	773	36	
212	258	117	68	655	235	219	76	84	614	37	
205	239	135	92	671	228	208	97	108	641	49	
198	266	172	121	757	249	207	115	142	713	50	
77	101	46	34	258	83	79	39	36	237	51	
128	170	83	57	438	155	129	62	72	418	52	
										C.B.	
										C.B.	
2750	3329	1499	1040	8618	3042	2892	1079	1209	8222	TOTAL	
10026	12021	6980	4969	33996	11087	10551	5248	5677	32563	TOTAL SECTION 6	

STATEMENT OF VOTES, GENERAL ELECTION, TUESDAY, NOVEMBER 7th, 1978

10	THE BOARD OF TRUSTEES OF MICHIGAN STATE UNIVERSITY					THE BOARD OF GOVERNORS OF WAYNE STATE UNIVERSITY				
	DEM.	DEM.	REP.	REP.	TOTALS	DEM.	DEM.	REP.	REP.	TOTALS
NAMES OF TOWNSHIPS AND ELECTION DISTRICTS	CAROLE LICK	BARBARA J. SAWYER	PAUL V. GADOLA	MARY P. SHARP		LEON H. ATCHISON	MAX J. PINCUS	JAMES R. HALEY	LAURA REYES KOPACK	
MACOMB SECTION 6 DISTRICT 73										
CITY OF EAST DETROIT-1	154	175	67	74	470	167	162	71	69	469
2	263	263	137	120	783	255	246	143	122	766
3	179	199	127	129	634	184	193	134	123	634
4	188	202	170	179	739	191	184	181	168	724
5	224	233	122	121	700	219	231	124	109	683
6	224	232	102	109	667	224	219	108	105	656
7	281	286	117	130	814	269	258	148	130	805
8	130	152	86	84	452	141	124	87	81	433
9	137	155	79	69	440	140	145	82	70	437
10	199	215	83	95	592	206	200	91	96	593
11	178	198	84	78	538	187	179	92	81	539
12	226	234	197	180	837	228	250	203	168	849
13	224	251	177	168	820	226	243	172	173	814
14	263	295	176	174	908	280	287	176	160	903
15	202	212	123	138	675	210	204	119	124	657
16	229	243	113	112	697	229	228	115	123	695
17	233	246	179	176	834	231	236	191	171	829
18	188	195	148	126	657	184	192	146	131	653
19	227	240	93	109	669	230	223	95	101	649
20	156	168	117	110	551	161	169	125	109	544
21	250	249	125	127	751	251	240	125	125	741
22	200	213	98	110	621	203	198	106	103	610
23	254	267	122	102	745	259	271	125	97	752
24	301	304	174	164	943	292	284	184	167	927
25	219	225	91	89	624	223	215	95	81	614
26	200	196	56	61	513	194	184	65	66	509
27	130	139	132	116	517	135	144	115	111	505
C.B.	779	845	635	598	2857	772	820	643	612	2847
C.B.										
TOTAL	6438	6832	3930	3848	21048	6491	6529	4061	3776	20857
CITY OF ST. CLAIR SHORES-4	170	178	179	191	718	164	181	190	183	718
5	307	312	174	174	967	301	304	187	162	954
6	261	280	161	162	864	263	258	170	168	859
38	181	186	228	222	817	176	189	241	216	822
TOTAL	919	956	742	749	3366	904	932	788	729	3353
CITY OF WARREN-18	103	110	35	39	287	105	106	45	32	288
19	99	113	34	32	278	99	100	32	40	271
20	205	221	45	59	530	213	206	56	55	530
21	77	80	21	26	204	84	80	17	21	202
27	102	104	51	54	311	107	99	59	48	313
29	206	229	124	123	682	212	199	130	130	671
30	134	137	58	66	395	136	117	75	62	390
31	23	23	13	17	76	22	21	18	15	76
32	207	226	96	104	633	211	198	102	107	618
33	218	224	70	80	592	213	213	76	74	576
34	152	159	50	55	416	147	137	61	55	400
35	143	154	66	66	429	153	137	67	68	395
36	266	288	102	117	773	272	263	122	111	768
37	217	223	86	96	622	213	212	92	91	608
49	213	217	113	100	643	199	205	123	108	635
50	199	225	160	123	707	203	201	156	128	688
51	80	90	36	40	246	83	81	33	38	235
52	126	136	69	77	408	128	119	80	74	401
C.B.										
C.B.										
TOTAL	2770	2959	1229	1274	8232	2770	2694	1344	1257	8065
TOTAL SECTION 6	10127	10747	5901	5871	32646	10165	10155	6193	5762	32275

STATEMENT OF VOTES, GENERAL ELECTION, TUESDAY, NOVEMBER 7th, 1978

Justices of the Supreme Court TERM ENDING 1/1/1987 - TWO TO BE ELECTED					Judge of the Court of Appeals <u>2nd</u> District TERM ENDING 1-1-1985 ONE TO BE ELECTED			21
ALICE L. GILBERT	GARY R. McDONALD	JAMES L. RYAN	G. MENNEN WILLIAMS	TOTALS	WALTER P. CYNAR	E. THOMAS FITZGERALD	TOTALS	NAMES OF TOWNSHIPS AND ELECTION DISTRICTS MACOMB SECTION 6 DISTRICT 73
68	58	140	198	464	171	78	249	CITY OF EAST DETROIT-1
133	108	216	297	754	274	123	397	2
118	85	205	270	678	227	114	341	3
160	99	234	254	747	286	108	394	4
119	98	199	275	691	247	116	363	5
107	89	202	263	661	204	139	343	6
156	117	207	322	802	279	136	415	7
74	52	143	176	445	172	65	237	8
69	63	139	176	447	179	59	238	9
98	74	147	234	553	190	99	289	10
85	78	169	276	558	199	97	296	11
153	100	275	322	850	315	127	442	12
140	94	254	313	801	304	114	418	13
136	133	282	386	937	364	146	510	14
115	76	202	247	640	208	120	328	15
111	83	214	292	700	252	113	365	16
140	87	303	356	886	331	130	461	17
110	79	212	265	666	226	107	333	18
99	95	169	244	607	193	124	317	19
124	76	174	210	584	207	93	300	20
130	98	210	341	769	249	128	377	21
109	88	162	221	580	238	67	305	22
120	87	247	308	762	264	138	402	23
145	125	307	382	959	359	144	503	24
85	105	157	245	588	196	99	295	25
82	68	139	204	493	126	125	251	26
102	85	162	195	544	219	62	281	27
601	472	1003	1092	3169	1277	341	1618	C.B.
								C.B.
								TOTAL
3679	2872	6467	8314	21333	7756	3312	11068	
113	92	268	301	784	262	119	381	CITY OF ST. CLAIR SHORES-4
177	121	279	400	977	319	180	499	5
144	92	256	301	793	253	138	391	6
135	112	308	306	861	270	126	396	38
								TOTAL
579	417	1111	1308	3415	1104	563	1667	
38	48	75	133	294	87	67	148	CITY OF WARREN-18
36	36	66	122	260	85	51	136	19
62	77	121	226	486	170	99	269	20
27	35	53	101	216	85	33	118	21
53	48	83	152	336	125	49	174	27
132	95	230	283	740	276	119	395	29
53	50	126	173	402	169	61	230	30
15	8	25	28	76	28	16	44	31
116	79	171	285	651	220	128	348	32
98	79	178	227	582	218	94	312	33
68	70	107	169	414	140	87	227	34
65	76	127	172	440	144	97	241	35
118	95	214	332	759	254	143	397	36
115	107	178	248	648	194	138	332	37
114	98	206	295	713	259	111	370	49
108	104	241	267	720	293	97	390	50
42	37	63	103	245	79	49	128	51
70	57	115	188	430	156	77	233	52
								C.B.
								C.B.
								TOTAL
1330	1199	2379	3504	8412	2976	1516	4492	
5588	4488	9957	13126	33160	11836	5391	17227	TOTAL SECTION 6

STATEMENT OF VOTES, GENERAL ELECTION, TUESDAY, NOVEMBER 7th, 1978

22	Judge of the Circuit Court <u>16th</u> Circuit TERM ENDING <u>1-1-1985</u> TWO TO BE ELECTED				Judge of the Circuit Court _____ Circuit TERM ENDING _____ TO BE ELECTED			
	FRANK E. JEANNETTE	KENNETH N. SANBORN		TOTALS				TOTALS
NAMES OF TOWNSHIPS AND ELECTION DISTRICTS MACOMB SECTION 6 DISTRICT 73								
CITY OF EAST DETROIT-1	205	101		306				
2	321	189		510				
3	278	132		410				
4	310	194		504				
5	292	158		450				
6	249	166		415				
7	330	186		516				
8	184	109		293				
9	189	111		300				
10	225	118		343				
11	220	144		364				
12	322	191		513				
13	339	191		530				
14	379	210		589				
15	254	170		424				
16	267	167		434				
17	327	210		537				
18	260	146		406				
19	231	138		369				
20	232	140		372				
21	308	167		475				
22	257	136		393				
23	325	162		487				
24	390	213		603				
25	238	123		361				
26	191	102		293				
27	198	126		324				
C.B.	1479	1169	8	2656				
C.B.								
TOTAL	8800	5369	8	14177				
CITY OF ST. CLAIR SHORES-4	289	177		466				
5	364	221		585				
6	304	221		525				
38	284	232		516				
TOTAL	1241	851		2092				
CITY OF WARREN-18	121	69		190				
19	103	68		171				
20	184	125		309				
21	83	58		141				
27	139	83		222				
29	250	192		442				
30	154	113		267				
31	28	20		48				
32	239	163		402				
33	213	156		369				
34	154	118		272				
35	166	118		284				
36	318	194		512				
37	250	164		414				
49	263	190		453				
50	274	197		471				
51	80	52		132				
52	164	117		281				
C.B.								
C.B.								
TOTAL	3183	2197		5380				
TOTAL SECTION 6	13224	8417	8	21649				

STATEMENT OF VOTES, GENERAL ELECTION, TUESDAY, NOVEMBER 7th, 1978

Judge of the Probate Court _____ District _____ TERM ENDING 1-1-1985 ONE TO BE ELECTED				Judge of the Probate Court _____ District _____ TERM ENDING 1-1-1983 ONE TO BE ELECTED				23	
				GEORGE E. MONTGOMERY	LAWRENCE P. ZATKOFF				
				TOTALS			TOTALS	NAMES OF TOWNSHIPS AND ELECTION DISTRICTS	
JAMES F. NOWICKI								MACOMB SECTION 6 DISTRICT 73	
184			184	85	131	216	CITY OF EAST DETROIT-1		
781			281	157	187	344	2		
135			235	131	156	287	3		
275			275	156	178	334	4		
279			279	164	140	304	5		
262			262	168	123	291	6		
321			321	181	164	345	7		
182			182	97	104	201	8		
184			184	89	110	199	9		
212			212	137	114	251	10		
210			210	103	153	256	11		
334			334	166	203	369	12		
327			327	133	228	361	13		
369			369	147	266	413	14		
246			246	143	141	284	15		
273			273	148	156	304	16		
345			345	172	216	388	17		
229			229	108	172	280	18		
221			221	137	118	255	19		
228			228	134	135	269	20		
299			299	150	171	321	21		
244			244	101	166	267	22		
298			298	128	191	319	23		
380			380	194	220	414	24		
237			237	123	144	267	25		
187			187	104	113	217	26		
199			199	99	115	214	27		
1430	1		1431	682	865	1547	C.B.		
							C.B.		
							TOTAL		
8471	1		8472	4337	5180	9517			
297			297	134	225	359	CITY OF ST. CLAIR SHORES-4		
352			352	180	247	427	5		
313			313	153	210	363	6		
318			318	129	231	360	38		
							TOTAL		
1280			1280	596	913	1509			
107			107	99	53	152	CITY OF WARREN-18		
107			107	85	45	130	19		
178			178	166	79	245	20		
77			77	90	57	117	21		
125			125	84	75	159	27		
283			283	215	127	342	29		
153			153	158	62	220	30		
25			25	27	16	43	31		
247			247	198	106	304	32		
226			226	202	99	301	33		
159			159	157	57	214	34		
179			179	100	68	218	35		
294			294	229	131	360	36		
256			256	220	102	322	37		
279			279	223	143	366	49		
294			294	210	159	369	50		
89			89	73	52	125	51		
156			156	111	95	206	52		
							C.B.		
							C.B.		
							TOTAL		
3234			3234	2697	1496	4193			
							TOTAL SECTION 6		
12985	01		12986	7630	7589	15219			

STATEMENT OF VOTES, GENERAL ELECTION, TUESDAY, NOVEMBER 7th, 1978

24	Judge of the District Court <u>37th</u> District TERM ENDING <u>12-31-1984</u> ONE TO BE ELECTED	Judge of the District Court _____ District TERM ENDING _____ TO BE ELECTED
----	---	---

NAMES OF TOWNSHIPS AND ELECTION DISTRICTS MACOMB SECTION 6 DISTRICT 73	SHERMAN P. FAUNCE					TOTALS		TOTALS
--	-------------------	--	--	--	--	--------	--	--------

CITY OF EAST DETROIT-1								
2								
3								
4								
5								
6								
7								
8								
9								
10								
11								
12								
13								
14								
15								
16								
17								
18								
19								
20								
21								
22								
23								
24								
25								
26								
27								
C.B.								
C.B.								
TOTAL								

CITY OF ST. CLAIR SHORES-4								
5								
6								
38								
TOTAL								

CITY OF WARREN-18	102					102		
19	97					97		
20	195					195		
21	84					84		
27	139					139		
29	280					280		
30	172					172		
31	28					28		
32	235					235		
33	220					220		
34	150					150		
35	174					174		
36	293					293		
37	220					220		
49	276					276		
50	273					273		
51	89					89		
52	146					146		
C.B.								
C.B.								
TOTAL								
	3173					3173		

TOTAL SECTION 6								
-----------------	--	--	--	--	--	--	--	--

STATEMENT OF VOTES, GENERAL ELECTION, TUESDAY, NOVEMBER 7th, 1978

COMMUNITY COLLEGE TRUSTEES

SADIE BIALOCK	HARVEY R. DEAN	STEVEN DeLUCA	ODESSA KOMER	LEON M. KONIECZNY	STEVEN E. ZMUDA	TOTALS	NAMES OF TOWNSHIPS AND ELECTION DISTRICTS MACOMB SECTION 6 DISTRICT 73
84	103	89	76	82	49	483	CITY OF EAST DETROIT-1
143	168	162	136	103	79	791	2
106	143	126	125	82	60	642	3
120	189	149	153	91	75	777	4
132	139	157	144	108	82	762	5
121	152	119	114	102	88	696	6
165	185	145	135	111	96	837	7
78	91	98	71	71	55	464	8
100	110	84	87	75	46	502	9
105	127	123	115	81	73	624	10
104	109	122	119	83	57	594	11
162	164	179	127	146	114	892	12
136	132	147	131	182	136	864	13
154	180	190	151	139	106	920	14
117	141	154	119	103	73	707	15
116	132	145	129	126	96	744	16
161	166	175	122	175	121	920	17
116	129	121	102	99	86	653	18
113	110	119	120	82	74	618	19
107	145	120	106	78	65	621	20
122	180	169	141	120	77	809	21
108	142	130	121	98	75	674	22
119	141	154	143	151	101	809	23
174	189	215	136	170	109	993	24
121	127	113	99	135	82	677	25
98	123	102	87	68	49	527	26
101	101	115	75	82	70	544	27
658	824	741	586	604	513	3937	C.B.
							C.B.
							TOTAL
3941	4642	4463	3770	3547	2707	23081	
121	159	155	112	102	90	739	CITY OF ST. CLAIR SHORES-4
170	239	191	164	126	101	991	5
131	148	175	126	124	110	814	6
153	161	169	138	126	103	850	38
							TOTAL
575	707	690	540	478	404	3394	
50	76	60	48	39	36	309	CITY OF WARREN-18
70	64	61	52	49	27	323	19
117	152	94	81	62	51	557	20
47	61	48	45	26	31	258	21
60	95	67	61	46	37	366	27
120	188	152	133	137	74	804	29
79	104	88	68	71	52	462	30
13	19	7	15	7	4	65	31
125	169	141	108	96	89	728	32
119	164	131	111	77	66	668	33
87	126	85	82	41	33	454	34
58	115	101	83	66	44	467	35
119	171	171	161	104	95	821	36
143	152	161	117	113	76	762	37
145	177	139	108	153	94	816	49
140	191	143	127	108	96	805	50
54	56	58	34	36	24	262	51
78	128	83	80	59	41	469	52
							C.B.
							C.B.
							TOTAL
1624	2208	1790	1514	1283	970	9389	
6140	7557	6943	5824	5308	4081	35864	
							TOTAL SECTION 6

STATEMENT OF VOTES, GENERAL ELECTION, TUESDAY, NOVEMBER 7th, 1978

STATE PROPOSALS

PROPOSAL A PROPOSAL RELATING TO CALLING A CONSTITUTIONAL CONVENTION.			PROPOSAL B PROPOSAL TO PROHIBIT THE GRANTING OF A PAROLE TO A PRISONER CONVICTED OF CERTAIN CRIMES INVOLVING VIOLENCE OR INJURY TO PERSON OR PROPERTY UNTIL AT LEAST AFTER THE MINIMUM SENTENCE HAS BEEN SERVED.			PROPOSAL C PROPOSAL TO PERMIT THE DEPOSIT OF STATE FUNDS IN SAVINGS AND LOAN ASSOCIATIONS AND CREDIT UNIONS AS WELL AS IN BANKS.			PROPOSAL D PROPOSAL TO PROHIBIT ALCOHOLIC BEVERAGES FROM BEING SOLD TO, OR POSSESSED FOR PURPOSES OF PERSONAL CONSUMPTION BY, A PERSON UNDER THE AGE OF 21.			NAMES OF TOWNSHIPS AND ELECTION DISTRICTS MACOMB SECTION 6 DISTRICT 73
YES	NO	TOTAL	YES	NO	TOTAL	YES	NO	TOTAL	YES	NO	TOTAL	
73	245	318	259	75	334	193	129	322	221	115	336	CITY OF EAST DETROIT-1
138	362	500	375	135	510	339	170	509	322	199	521	2
158	215	373	185	251	436	229	217	446	399	70	459	3
103	406	509	409	106	515	305	202	507	326	195	521	4
109	379	488	363	129	492	309	177	483	318	178	496	5
111	234	345	333	129	462	260	190	450	285	183	468	6
142	383	525	410	129	539	316	210	526	340	201	541	7
70	238	308	248	65	313	200	104	304	217	95	312	8
62	229	291	224	77	301	193	103	296	188	118	306	9
87	279	366	302	85	387	221	154	375	251	141	392	10
100	256	356	255	110	365	232	128	360	230	144	371	11
130	452	582	476	132	608	363	219	582	366	253	619	12
112	433	545	416	141	557	370	171	541	371	190	561	13
164	498	662	538	136	674	439	237	676	422	268	690	14
88	327	415	316	104	420	284	134	418	254	170	424	15
111	342	453	354	116	470	294	170	464	273	215	488	16
113	466	579	472	121	593	391	193	584	350	240	590	17
104	336	440	348	103	451	290	152	442	292	166	458	18
121	305	426	311	122	433	261	168	429	246	199	445	19
91	291	382	184	107	291	247	137	384	256	148	404	20
137	375	512	387	133	520	305	209	514	334	194	528	21
89	293	392	307	89	396	230	163	393	263	147	410	22
112	387	499	374	135	509	337	167	504	356	164	520	23
122	526	648	503	156	659	407	245	652	387	283	670	24
100	264	364	275	102	377	245	122	367	217	160	377	25
96	230	326	245	87	332	206	120	326	198	138	336	26
82	264	346	271	88	359	244	109	353	228	134	362	27
483	1229	1712	1437	305	1742	1211	493	1704	1247	508	1755	C.B.
												C.B.
												TOTAL
3465	11,244	12,652	10,511	3468	14,445	5921	4990	911	9147	5219	14,360	
95	392	487	360	138	498	306	183	489	309	198	507	CITY OF ST. CLAIR SHORES-4
152	476	628	524	123	647	403	229	632	420	231	651	5
134	411	545	424	131	555	394	207	541	338	221	559	6
107	429	536	413	123	536	335	193	528	321	229	550	38
												TOTAL
488	1708	2196	1711	515	2226	1318	814	190	88	819	2261	
24	125	179	142	45	187	117	66	183	123	66	189	CITY OF WARREN-18
35	136	171	135	45	180	106	67	173	116	66	182	19
101	209	310	232	87	319	186	128	314	190	133	323	20
42	95	137	104	36	140	90	51	141	99	48	147	21
49	169	218	166	57	223	141	81	222	147	78	225	27
109	369	478	376	114	490	303	178	481	302	194	496	29
85	185	270	208	62	270	167	104	271	181	104	285	30
9	45	54	39	18	57	27	27	54	35	21	56	31
125	302	427	330	108	438	261	167	428	258	184	442	32
96	302	398	280	124	404	230	171	401	246	161	407	33
82	179	261	191	71	262	142	119	261	174	96	270	34
48	89	137	157	140	297	207	92	299	197	104	301	35
132	355	487	344	153	497	294	191	485	326	187	513	36
112	288	400	314	107	421	249	158	407	271	158	429	37
117	320	437	346	99	445	284	152	436	285	167	452	49
97	376	473	388	100	488	304	168	472	298	190	488	50
23	106	129	123	38	161	89	69	158	108	55	163	51
62	216	278	217	60	277	158	117	275	169	117	286	52
												C.B.
												C.B.
												TOTAL
1408	3866	5474	4092	1464	5556	3355	2106	5461	3525	2129	5654	
5304	15,818	21,122	16,390	5444	21,834	13,654	7908	21,562	14,060	8721	22,781	TOTAL SECTION 6

STATEMENT OF VOTES, GENERAL ELECTION, TUESDAY, NOVEMBER 7th, 1978

30

STATE PROPOSALS

NAMES OF TOWNSHIPS AND ELECTION DISTRICTS MACOMB DISTRICT 73	PROPOSAL E PROPOSAL FOR TAX LIMITATION.			PROPOSAL G PROPOSAL TO ALLOW COLLECTIVE BARGAINING WITH BINDING ARBITRATION FOR MICHIGAN STATE POLICE TROOPERS.			PROPOSAL H PROPOSAL TO PROHIBIT THE USE OF PROPERTY TAXES FOR SCHOOL OPERATING EXPENSES AND TO ESTABLISH A VOUCHER SYSTEM FOR FINANCING EDUCATION OF STUDENTS AT PUBLIC AND NONPUBLIC SCHOOLS.			PROPOSAL J PROPOSAL TO REDUCE PROPERTY TAX ASSESSMENTS; TO ESTABLISH A MAXIMUM OF 5% ON THE RATE OF THE STATE INCOME TAX; TO PROHIBIT LEGISLATURE FROM REQUIRING NEW OR EXPANDED LOCAL PROGRAMS WITHOUT STATE FUNDING; AND TO ALLOW SCHOOL INCOME TAX WITH VOTER APPROVAL.		
	YES	NO	TOTAL	YES	NO	TOTAL	YES	NO	TOTAL	YES	NO	TOTAL
	CITY OF EAST DETROIT											
1	165	159	324	191	132	323	113	226	339	117	211	328
2	247	247	494	304	199	503	134	376	510	181	333	514
3	165	288	453	117	344	461	242	211	453	236	221	457
4	266	233	499	249	254	503	144	365	509	190	316	506
5	244	232	476	259	220	479	143	351	494	180	301	481
6	217	237	454	269	183	452	114	340	454	157	295	452
7	243	283	526	315	207	522	124	409	533	187	336	523
8	170	139	309	145	157	302	90	221	311	144	164	308
9	168	137	305	130	162	292	126	177	303	104	197	301
10	192	186	378	237	136	373	106	277	383	149	233	382
11	181	183	364	219	148	367	88	277	365	135	220	355
12	329	269	598	274	303	577	198	403	601	278	325	603
13	322	219	541	259	279	538	254	304	558	249	291	540
14	384	270	654	339	316	655	253	419	672	294	370	664
15	194	223	417	219	193	412	116	303	419	160	257	417
16	241	221	462	256	196	452	138	329	467	181	273	454
17	312	269	581	333	245	578	182	399	581	217	360	577
18	231	219	450	217	215	432	154	304	458	176	269	445
19	202	232	434	234	191	425	115	318	433	174	259	433
20	204	179	383	204	167	371	115	273	388	137	243	380
21	267	250	517	313	197	510	129	393	522	203	311	514
22	193	207	400	230	158	388	92	306	398	158	241	399
23	272	231	503	266	232	498	230	277	507	217	289	504
24	355	301	656	345	298	643	208	452	660	242	407	649
25	180	190	370	218	145	363	109	269	378	142	234	376
26	150	177	327	194	131	325	87	239	326	122	201	323
C.B. 27	192	132	324	170	174	344	119	237	356	156	195	351
C.B.	1009	687	1696	1056	658	1714	613	1117	1730	707	995	1702
TOTAL	11895	6610	18505	11562	6240	17802	4536	9512	14048	5593	9345	14938
CITY OF ST. CLAIR SHORES												
4	284	208	492	261	228	489	160	328	488	190	292	482
5	379	279	658	314	304	618	219	421	640	289	344	633
6	332	215	547	322	211	533	174	373	547	231	311	542
38	279	257	536	255	273	528	174	372	546	183	356	539
TOTAL	1254	959	2213	1154	1016	2170	727	1494	2221	993	1303	2296
CITY OF WARREN												
18	93	89	182	114	69	183	44	142	186	78	110	188
19	87	84	171	106	69	175	50	125	175	68	101	169
20	147	165	312	199	108	307	95	220	315	121	186	307
21	58	78	136	88	55	143	40	103	143	63	80	143
27	104	115	219	115	108	223	42	183	225	93	130	223
29	248	230	478	269	211	480	101	379	480	182	293	475
30	139	138	277	179	92	271	74	206	280	125	150	275
31	26	28	54	18	37	55	12	43	55	26	31	57
32	205	226	431	266	160	426	109	323	432	164	260	424
33	209	189	398	219	174	393	106	297	403	153	241	394
34	127	139	266	156	101	257	73	195	268	107	164	271
35	177	124	301	162	137	299	150	147	297	108	183	291
36	236	259	495	293	198	491	149	353	502	212	288	500
37	196	221	417	242	167	409	108	306	414	177	241	418
49	266	178	444	252	186	438	142	297	439	197	256	453
50	262	219	481	285	188	473	111	371	482	172	305	477
51	81	81	162	89	68	157	55	107	162	78	87	165
52	145	133	278	166	114	280	73	304	277	124	159	283
C.B.												
C.B.												
TOTAL	2506	2696	5202	3118	2242	5360	1534	4001	5535	2177	3211	5388
TOTAL SECTION 6	11355	10253	21608	11972	9498	21470	6797	15067	21864	9724	12919	21643

STATE PROPOSALS

PROPOSAL K PROPOSAL TO GRANT AUTHORITY TO COURTS TO DENY BAIL UNDER CERTAIN CIRCUMSTANCES INVOLVING VIOLENT CRIMES.			PROPOSAL M PROPOSAL TO ALLOCATE AT LEAST 90% OF GAS TAX REVENUES FOR GENERAL ROAD PURPOSES AND THE REMAINDER FOR OTHER TRANSPORTATION PURPOSES AND TO REPLACE STATE HIGHWAY COMMISSION WITH A TRANSPORTATION COMMISSION.			PROPOSAL R PROPOSAL TO AUTHORIZE CREATION OF A RAILROAD REDEVELOPMENT AUTHORITY TO MAKE LOANS TO RAILROADS WITH TRACKAGE IN MICHIGAN AND TO AUTHORIZE AUTHORITY TO ISSUE GENERAL OBLIGATION BONDS IN AMOUNT NOT TO EXCEED 175 MILLION DOLLARS.			NAMES OF TOWNSHIPS AND ELECTION DISTRICTS			
YES	NO	TOTAL	YES	NO	TOTAL	YES	NO	TOTAL	YES	NO	TOTAL	
274	49	323	156	156	312	132	173	305				CITY OF EAST DETROIT-1
426	87	513	257	229	486	219	271	490				2
293	171	464	297	158	455	345	113	458				3
443	64	507	250	247	497	232	261	493				4
400	80	480	247	218	465	219	239	458				5
379	75	454	208	233	441	191	243	434				6
450	79	529	264	248	512	241	267	508				7
266	42	308	138	161	299	122	163	285				8
244	52	296	155	132	287	131	156	287				9
331	47	378	188	181	369	152	206	358				10
299	62	361	157	204	355	118	228	346				11
323	73	396	273	308	581	219	350	569				12
475	75	550	274	250	524	219	305	524				13
567	93	660	332	321	653	247	383	630				14
353	61	414	264	209	473	172	228	400				15
395	68	463	272	220	492	183	249	432				16
510	70	580	285	285	570	240	317	557				17
383	59	442	233	197	430	194	230	424				18
343	84	427	197	224	421	181	227	408				19
318	65	383	207	167	374	165	205	370				20
432	72	504	248	252	500	198	289	487				21
336	56	392	194	191	385	159	223	382				22
429	75	504	264	225	489	204	274	478				23
553	95	650	314	327	641	225	463	628				24
315	54	369	179	180	359	154	198	352				25
278	49	327	153	165	320	136	185	321				26
307	44	351	185	150	335	150	180	330				27
1621	112	1733	1101	584	1685	712	964	1676				C.B.
												C.B.
												TOTAL
11945	2013	13958	7178	6421	13599	5860	7530	13390				
407	86	493	222	256	478	187	272	459				CITY OF ST. CLAIR SHORES-4
553	79	632	320	291	611	263	343	606				5
460	86	546	293	240	533	225	299	524				6
438	92	530	260	257	517	206	309	515				38
												TOTAL
187	43	230	95	144	239	81	127	208				
153	32	185	89	89	178	74	104	178				CITY OF WARREN-18
146	27	173	71	100	171	56	107	163				19
252	67	319	150	163	313	117	188	305				20
120	19	139	68	73	141	60	72	132				21
188	34	222	98	120	218	100	114	214				27
404	80	484	198	267	465	166	296	462				29
231	45	276	131	140	271	104	161	265				30
46	16	62	23	32	55	18	37	55				31
358	70	428	207	215	422	161	249	410				32
324	71	395	184	196	380	165	216	381				33
229	39	268	128	126	254	93	159	252				34
191	108	299	211	83	294	199	233	432				35
416	80	496	268	227	495	215	271	486				36
346	66	412	209	190	399	184	210	394				37
371	67	438	215	214	429	130	299	429				49
412	61	473	232	239	471	197	267	464				50
134	26	160	78	77	155	67	88	155				51
238	40	278	138	132	270	110	156	266				52
												C.B.
												C.B.
												TOTAL
4559	944	5503	2693	283	2976	216	271	5443				TOTAL SECTION 6
18362	3298	21660	10197	10148	21119	8957	11980	20937				

STATEMENT OF VOTES, GENERAL ELECTION, TUESDAY, NOVEMBER 7th, 1978

32

NAMES OF
TOWNSHIPS AND
ELECTION DISTRICTS
MACOMB SECTION 6
DISTRICT 73

YES	NO	TOTAL	YES	NO	TOTAL	YES	NO	TOTAL	YES	NO	TOTAL
-----	----	-------	-----	----	-------	-----	----	-------	-----	----	-------

CITY OF EAST DETROIT-1

2

3

4

5

6

7

8

9

10

11

12

13

14

15

16

17

18

19

20

21

22

23

24

25

26

27

C.B.

C.B.

TOTAL

CITY OF ST. CLAIR SHORES-4

5

6

38

TOTAL

CITY OF WARREN-18

19

20

21

27

29

30

31

32

33

34

35

36

37

49

50

51

52

C.B.

C.B.

TOTAL

TOTAL SECTION 6

STATEMENT OF VOTES, GENERAL ELECTION, TUESDAY, NOVEMBER 7th, 1978

		GOVERNOR & LIEUTENANT GOVERNOR				SECRETARY OF STATE							
		WILLIAM B. FITZGERALD OLIVIA P. MAYNARD DEM.	WILLIAM G. MILLIKEN JAMES H. BRICKLEY REP.			TOTALS	RICHARD H. AUSTIN DEM.	MELVIN L. LARSEN REP.			TOTALS	NAMES OF TOWNSHIPS AND ELECTION DISTRICTS MACOMB SECTION 7 DISTRICT 74	POLL BOOK TOTALS
635	159	451			610	311	265				576	CITY OF ST. CLAIR SHORES-1	
640	299	383			682	453	182				635		2
537	147	372	1		520	297	193				490		3
206	97	99			196	116	64				180		7
717	309	382			691	441	190				631		8
763	347	325			672	434	174				608		9
690	306	352			658	437	169				606		10
686	335	316			651	440	170				610		11
655	227	403			630	353	255				608		12
801	359	404			763	511	189				700		13
686	313	330			643	398	212				610		14
652	251	377			628	368	211				579		15
671	313	330	2		645	421	185				606		16
668	265	378			643	394	212				606		17
561	177	357			528	287	221				508		18
650	295	318			613	397	182				579		19
539	235	279	1		515	325	148				473		20
676	280	375	1		656	429	195	1			625		21
673	296	349			645	415	191				606		22
689	233	426			659	403	207				610		23
752	236	490			726	430	256				686		24
492	212	259			471	305	127				432		25
685	276	376			652	411	201				612		26
719	292	396			688	458	191				649		27
698	326	348			674	461	170				631		28
600	269	297			566	368	172				540		29
619	267	325			592	397	158				555		30
502	227	259			486	295	150				445		31
708	299	382			681	426	208				634		32
793	102	77			179	140	36				176		33
765	169	513			682	367	262				629		34
462	172	272			444	272	189				411		35
552	187	347			534	314	180				494		36
689	310	342			652	407	180				587		37
480	152	312			464	239	188				427		39
639	280	339			619	417	159				576		40
694	294	380			674	449	176				625		41 42
599	282	295	3		580	386	165				551		42 41
4586	1273	2964	5		4242	2420	1739				4159		C.B.
													C.B.
													C.B.
													C.B.
													C.B.
													TOTAL
27979	10868	15973	13		26854	16592	8672	1			25265		
47	5	42			47	20	26				46	Lake	
28076	10273	16015	13		26901	16612	8698	1			25311	TOTAL SECTION 7	

STATEMENT OF VOTES, GENERAL ELECTION, TUESDAY, NOVEMBER 7th, 1978

2	ATTORNEY GENERAL				UNITED STATES SENATOR		
	DEM. FRANK J. KELLEY	REP. STEPHEN C. BRANSDORFER	AIP JAMES E. WELLS	TOTALS	DEM. CARL LEVIN	REP. ROBERT P. GRIFFIN	TOTALS
NAMES OF TOWNSHIPS AND ELECTION DISTRICTS MACOMB SECTION 7 DISTRICT 74							
CITY OF ST. CLAIR SHORES-1	308	260	6	574	237	368	605
2	481	138	4	623	367	293	660
3	297	178	3	478	224	279	503
7	137	42	2	181	101	90	191
8	449	185	8	642	367	307	674
9	428	117	8	613	395	252	647
10	469	139	4	612	381	262	643
11	472	132	5	609	371	270	641
12	347	242	10	599	297	329	626
13	568	125	4	697	435	319	754
14	457	155	4	610	321	312	633
15	399	183	2	584	298	311	609
16	444	148	5	597	378	257	635
17	429	159	9	597	332	297	629
18	317	189	7	513	229	307	536
19	440	120	13	573	372	236	608
20	349	115	4	468	281	223	504
21	467	140	0	607	358	282	640
22	448	162	5	615	338	307	645
23	429	175	5	609	327	323	650
24	451	222	2	675	317	390	707
25	327	101	6	434	266	195	461
26	457	154	4	609	331	316	647
27	471	160	9	640	364	315	679
28	448	150	9	607	374	293	657
29	398	134	7	539	317	249	566
30	443	115	3	561	329	256	585
31	333	109	7	449	251	218	469
32	441	181	6	628	360	307	667
33	127	36	3	166	127	52	179
34	341	280	2	623	292	370	662
35	283	123	3	409	213	220	433
36	337	131	2	470	258	249	507
37	440	145	5	590	355	262	617
39	257	165	3	425	168	287	455
40	444	124	8	576	334	264	598
42	426	171	8	605	359	293	652
41	391	144	2	537	331	235	566
C.B.	2578	1515	46	4139	1804	2475	4281
C.B.							
C.B.							
C.B.							
TOTAL	17520	1264	243	25023	13559	12860	26421
Lake	14	29	1	44	10	37	47
TOTAL SECTION 7	17590	1293	244	25127	13569	12897	26468

STATEMENT OF VOTES, GENERAL ELECTION, TUESDAY, NOVEMBER 7th, 1978

Repres't'Ve in Congress 12th District				Repres't'Ve in Congress District				3
DEM.	REP.		TOTALS	DEM.	REP.		TOTALS	NAMES OF TOWNSHIPS AND ELECTION DISTRICTS
DAVID E. BONIOR	KIRBY HOLMES							MACOMB SECTION 7 DISTRICT 74
233	304		537					CITY OF ST. CLAIR SHORES-1
367	231		598					2
225	231		456					3
115	61		176					7
372	237		609					8
402	187		589					9
369	221		590					10
380	208		588					11
298	304		602					12
462	223		685					13
341	236		577					14
327	244		571					15
354	226		580					16
344	237		581					17
232	258		490					18
343	196		539					19
269	192		461					20
328	263	1	592					21
325	281		606					22
326	267		593					23
337	314		651					24
245	170		415					25
315	277		592					26
378	257		635					27
388	230		618					28
311	220		531					29
321	209		530					30
265	179		444					31
349	257		606					32
128	37		165					33
254	335		589					34
232	165		397					35
254	208		462					36
320	242		562					37
175	228		403					39
335	220		555					40
404	192		596					41
371	203		574					42
1923	2213		4136					C.B.
								C.B.
								C.B.
								C.B.
								C.B.
								TOTAL
13137	10163	1	21501					
6	35		41					Lake
13743	10798	1	24542					TOTAL SECTION 7

STATEMENT OF VOTES, GENERAL ELECTION, TUESDAY, NOVEMBER 7th, 1978

STATE SENATOR <u>1st</u> DISTRICT				STATE SENATOR <u>26th</u> DISTRICT				5		
JOHN KELLY	DEM.	JOSEPH L. POSCH, JR.	REP.	TOTALS	GILBERT J. DINELLO	DEM.	EDWIN PARKINSON	REP.	TOTALS	NAMES OF TOWNSHIPS AND ELECTION DISTRICTS
					236		245		481	CITY OF ST. CLAIR SHORES-1
					362		174		536	2
					185		199		384	3
					127		72		169	7
					348		191		539	8
					388		137		525	9
					361		162		523	10
					375		149		524	11
					253		262		515	12
					439		158		597	13
					342		173		515	14
					283		207		490	15
					337		168		505	16
					314		178		492	17
					220		209		429	18
					344		131		475	19
					272		131		403	20
					361		164		525	21
					332		183		515	22
					298		201		499	23
					310		269		579	24
					249		127		376	25
					321		198		519	26
					330		183		513	27
					370		151		521	28
					279		163		442	29
					330		146		476	30
					244		130		374	31
					331		193		524	32
					108		32		140	33
					228		295		523	34
					216		135		351	35
					247		134		381	36
					335		153		488	37
					171		189		360	39
					337		148		485	40
					353		158		511	41 42
					329		144		473	42 41
					1959		1942		3901	C.B.
										C.B.
										C.B.
										C.B.
					13224		8354		21578	TOTAL
6	38			44						Lake
6	38			44	13224		8354		21578	TOTAL SECTION 7

STATEMENT OF VOTES, GENERAL ELECTION, TUESDAY, NOVEMBER 7th, 1978

Repres't've in State Legislature <u>74th</u> District				Repres't've in State Legislature _____ District				7
DEM.	REP.	TOTALS		DEM.	REP.	TOTALS	NAMES OF TOWNSHIPS AND ELECTION DISTRICTS	
JOHN M. MAYNARD	KATHLEEN M. DALKA						MACOMB SECTION 7 DISTRICT 74	
279	235	513					CITY OF ST. CLAIR SHORES-1	
417	146	563					2	
265	164	429					3	
123	30	173					7	
419	180	599					8	
449	145	594					9	
406	139	545					10	
436	127	563					11	
349	209	558					12	
494	130	624					13	
365	189	554					14	
347	184	531					15	
383	156	539					16	
384	164	548					17	
275	181	456					18	
392	126	518					19	
296	125	421					20	
412	145	557					21	
377	177	551					22	
359	184	543					23	
268	245	513					24	
274	114	388					25	
378	183	561					26	
383	180	563					27	
405	161	566					28	
376	139	515					29	
358	145	503					30	
291	119	410					31	
398	168	566					32	
115	30	145					33	
274	264	538					34	
260	129	389					35	
274	128	402					36	
373	138	511					37	
236	145	381					39	
383	145	528					40	
394	156	550					41	
354	138	492					42	
1997	1454	3451					C.B.	
							C.B.	
							C.B.	
							C.B.	
14977	7334	22311					TOTAL	
5	37	42					Lake	
14982	7371	22353					TOTAL SECTION 7	

STATEMENT OF VOTES, GENERAL ELECTION, TUESDAY, NOVEMBER 7th, 1978

THE STATE BOARD OF EDUCATION					REGENTS OF THE UNIVERSITY OF MICHIGAN					9
MALCOLM G. DADE, JR. DEM.	ANNETTA MILLER DEM.	BARBARA DUMOUCHELLE REP.	SILVERENIA O. KANOYTON REP.	TOTALS	PAUL BROWN DEM.	JAMES L. WATERS DEM.	JOHN R. AXE REP.	GILBERT E. BURSLEY REP.	TOTALS	NAMES OF TOWNSHIPS AND ELECTION DISTRICTS MACOMB DISTRICT 74 SECTION 7
155	201	332	244	929	195	163	265	281	904	CITY OF ST. CLAIR SHORES-1
302	338	211	151	1002	338	315	156	177	986	2
132	178	258	186	754	165	164	191	203	723	3
83	98	70	49	300	88	84	58	51	281	7
281	324	267	192	1064	310	282	189	231	1012	8
314	363	191	140	1008	359	340	137	140	976	9
275	325	212	156	968	308	308	150	163	929	10
311	353	205	147	1016	353	325	144	165	987	11
212	267	308	235	1022	251	222	234	265	972	12
360	402	221	140	1123	399	367	186	173	1075	13
249	309	250	183	991	290	277	194	206	967	14
224	291	255	197	967	261	244	204	216	925	15
288	326	211	164	989	316	300	161	174	951	16
250	310	222	171	953	281	273	170	179	903	17
169	202	259	198	828	195	175	209	212	791	18
284	333	183	136	936	301	293	131	142	867	19
211	259	170	139	779	230	227	132	148	737	20
261	325	233	172	992	320	298	152	171	941	21
250	312	232	178	972	290	272	178	186	926	22
232	309	262	185	988	277	268	197	201	943	23
246	289	328	256	1119	280	254	266	278	1078	24
208	237	153	113	711	225	217	117	133	692	25
266	315	236	185	1002	294	280	187	202	963	26
260	323	232	169	984	305	285	182	181	953	27
285	334	227	148	994	317	298	165	190	970	28
231	289	215	154	889	270	258	165	171	864	29
266	316	200	140	922	292	282	146	160	880	30
197	252	174	129	752	234	230	136	129	729	31
281	320	242	184	1027	303	286	188	207	984	32
95	111	43	27	276	102	94	30	33	259	33
162	217	342	284	1005	209	190	275	301	975	34
179	213	163	122	677	197	180	135	137	649	35
176	210	213	139	738	204	185	145	155	689	36
253	317	195	143	908	289	272	140	162	863	37
125	169	216	182	692	159	129	184	200	672	39
273	304	205	155	937	307	278	143	169	895	40
269	338	242	178	1027	338	292	161	190	981	41
276	317	183	144	920	282	272	152	154	860	42
1378	1646	2380	1658	7062	1520	1385	1892	1923	6720	C.B.
										C.B.
										C.B.
										C.B.
										C.B.
										TOTAL
10269	14334	10744	11810	41223	11654	10884	8197	8757	39492	
5	6	43	35	89	6	8	37	37	88	Lake
10224	12348	10784	7905	41312	11660	10892	8234	8794	39580	TOTAL SECTION 7

STATEMENT OF VOTES, GENERAL ELECTION, TUESDAY, NOVEMBER 7th, 1978

10	NAMES OF TOWNSHIPS AND ELECTION DISTRICTS MACOMB DISTRICT 74	THE BOARD OF TRUSTEES OF MICHIGAN STATE UNIVERSITY				TOTALS	THE BOARD OF GOVERNORS OF WAYNE STATE UNIVERSITY				TOTALS
		DEM. CAROLE LICK	DEM. BARBARA J. SAWYER	REP. PAUL V. GADOLA	REP. MARY P. SHARP		DEM. LEON H. ATCHISON	DEM. MAX J. PINCUS	REP. JAMES R. HALEY	REP. LAURA REYES KOPACK	
CITY OF ST. CLAIR SHORES-1	159	188	292	263	902	171	199	279	250	899	
2	296	325	182	177	980	297	297	197	182	973	
3	143	163	214	209	729	146	160	222	189	717	
7	87	86	57	56	286	83	84	54	59	280	
8	290	299	227	208	1024	296	284	241	214	1035	
9	323	351	140	158	972	317	323	169	154	963	
10	287	310	168	171	936	293	294	174	178	939	
11	328	335	164	165	992	328	321	172	162	983	
12	212	220	271	279	982	213	219	281	259	972	
13	353	394	173	161	1081	358	363	187	170	1078	
14	272	286	202	207	967	261	260	218	220	959	
15	231	247	220	227	925	235	256	231	201	923	
16	298	298	177	175	949	290	292	180	170	932	
17	263	282	178	182	905	262	261	199	179	901	
18	168	181	220	237	806	174	180	217	225	796	
19	287	301	138	162	888	287	281	142	148	858	
20	224	231	144	148	747	217	216	154	143	730	
21	279	303	186	187	955	285	276	190	181	932	
22	258	266	192	215	931	266	264	204	191	925	
23	257	259	221	219	950	251	247	219	221	938	
24	246	265	292	273	1076	253	246	299	261	1059	
25	208	210	137	131	686	198	210	142	126	676	
26	274	284	201	212	971	259	271	217	217	964	
27	277	304	189	189	958	269	280	203	194	946	
28	294	314	182	177	967	295	276	184	195	950	
29	245	256	195	174	870	248	239	190	176	853	
30	271	282	170	162	885	257	268	176	165	866	
31	214	236	139	133	722	201	213	151	137	702	
32	289	303	210	198	1000	280	274	226	207	987	
33	93	96	37	31	257	92	94	30	31	247	
34	170	194	298	302	964	177	208	301	277	963	
35	174	187	140	154	655	176	178	151	144	649	
36	171	189	175	160	695	176	191	162	151	680	
37	265	286	162	164	877	259	279	174	153	865	
39	72	136	198	204	610	139	129	202	191	661	
40	281	272	166	181	900	278	271	175	161	885	
41 42	283	308	201	204	996	277	290	217	189	973	
42 41	251	284	172	167	874	279	268	171	157	875	
C.B.	1305	1428	2009	1896	6638	1275	1445	2002	1841	6563	
C.B.											
C.B.											
C.B.											
TOTAL	10392	11159	9039	8917	1	39508	10418	10707	9303	8669	39097
Lake	4	7	38	38		87	10	7	35	34	86
TOTAL SECTION 7	10396	11166	9077	8955	1	39595	10428	10714	9338	8703	39183

STATEMENT OF VOTES, GENERAL ELECTION, TUESDAY, NOVEMBER 7th, 1978

Justices of the Supreme Court TERM ENDING 1/1/1987 - TWO TO BE ELECTED					Judge of the Court of Appeals 2nd District TERM ENDING 1-1-1985 ONE TO BE ELECTED			21
ALICE L. GILBERT	GARY R. McDONALD	JAMES L. RYAN	G. MENNEN WILLIAMS	TOTALS	WALTER P. CYNAR	E. THOMAS FITZGERALD	TOTALS	NAMES OF TOWNSHIPS AND ELECTION DISTRICTS MACOMB SECTION 7 DISTRICT 74
167	111	289	304	871	293	131	424	CITY OF ST. CLAIR SHORES-1
132	119	318	386	955	328	174	502	2
135	88	262	295	780	274	115	389	3
42	39	81	112	274	88	57	145	7
165	112	325	422	1024	347	174	521	8
155	123	261	368	907	302	171	473	9
174	120	286	365	905	307	166	473	10
145	136	266	359	906	317	171	488	11
168	123	318	347	956	354	137	491	12
179	136	337	479	1131	374	202	576	13
164	110	325	356	955	385	133	518	14
172	140	283	340	935	297	163	460	15
156	121	299	327	903	141	328	469	16
138	117	310	364	929	342	133	475	17
149	99	255	279	781	275	127	402	18
152	117	270	362	901	309	168	477	19
124	70	212	293	699	263	125	388	20
153	127	301	360	942	328	154	482	21
169	107	316	347	939	324	161	485	22
160	106	329	392	987	365	153	518	23
193	141	350	385	1069	391	164	555	24
115	72	204	234	625	205	125	330	25
173	114	318	361	966	309	169	478	26
164	112	347	390	1013	315	187	502	27
171	111	304	374	960	316	190	506	28
153	86	266	327	832	282	154	436	29
160	106	284	349	899	286	180	466	30
99	110	193	269	671	230	127	357	31
158	139	309	360	966	329	177	506	32
35	30	68	108	241	74	51	125	33
203	111	338	349	1001	341	140	481	34
124	72	202	231	629	213	103	316	35
135	99	266	288	788	269	126	395	36
162	118	285	368	933	307	164	471	37
122	78	235	254	689	255	93	348	39
155	137	281	354	927	326	150	476	40
195	117	313	360	985	325	181	506	41 1/2
147	91	261	308	807	270	162	432	41
1466	1044	2416	2167	7093	2503	916	3419	C.B.
								C.B.
								C.B.
								C.B.
								TOTAL
1089	5108	12,883	14,193	39,774	13,559	6,702	20,261	
23	13	31	16	83	35	6	41	Lake
								TOTAL SECTION 7
7112	5121	12,914	14,709	39,857	13,594	6,708	20,302	

STATEMENT OF VOTES, GENERAL ELECTION, TUESDAY, NOVEMBER 7th, 1978

22	Judge of the Circuit Court <u>16th</u> Circuit				Judge of the Circuit Court _____ Circuit			
	TERM ENDING <u>1-1-1985</u> TWO TO BE ELECTED				TERM ENDING _____ TO BE ELECTED			
NAMES OF TOWNSHIPS AND ELECTION DISTRICTS MACOMB SECTION 7 DISTRICT 74	FRANK E. JEANNETTE	KENNETH N. SANBORN		TOTALS				TOTALS
CITY OF ST. CLAIR SHORES-1	304	227		531				
2	379	224		603				
3	264	270		484				
7	102	53		155				
8	390	265		655				
9	354	220		574				
10	355	216		571				
11	352	215		567				
12	359	261		620				
13	457	280		737				
14	373	232		605				
15	346	233		579				
16	351	220		571				
17	365	231		596				
18	288	204		492				
19	336	233		569				
20	289	170		459				
21	378	235		613				
22	356	238		594				
23	379	236		615				
24	398	273		671				
25	246	150		396				
26	368	232		600				
27	391	239		630				
28	367	268		635				
29	329	204		533				
30	352	225		577				
31	273	166		439				
32	348	219		567				
33	86	55		141				
34	309	277		586				
35	230	160		390				
36	278	196		474				
37	361	237		598				
39	350	185		435				
40	378	227		605				
41 ⁴²	365	273		638				
42 ⁴³	314	218		532				
C.B.	2777	2132		4879				
C.B.								
C.B.								
C.B.								
TOTAL	15167	10349		25516				
Lake	39	33		72				
TOTAL SECTION 7	15206	10382		25588				

STATEMENT OF VOTES, GENERAL ELECTION, TUESDAY, NOVEMBER 7th, 1978

Judge of the Probate Court _____ District _____ TERM ENDING 1-1-1985 ONE TO BE ELECTED				Judge of the Probate Court _____ District _____ TERM ENDING 1-1-1983 ONE TO BE ELECTED				23	
JAMES F. NOWICKI		TOTALS	GEORGE E. MONTGOMERY	LAWRENCE P. ZATKOFF	TOTALS	NAMES OF TOWNSHIPS AND ELECTION DISTRICTS SECTION 7 MACOMB DISTRICT 74			
326		326	195	179	374	CITY OF ST. CLAIR SHORES-1			
362		362	176	235	411	2			
287		287	165	150	315	3			
96		96	43	69	112	7			
393		393	219	212	431	8			
315		315	195	208	403	9			
340		340	181	223	404	10			
350		350	236	214	450	11			
359		359	180	259	439	12			
441		441	236	257	493	13			
383		383	202	229	431	14			
357		357	193	230	423	15			
334	1	335	146	269	415	16			
353		353	192	220	413	17			
300		300	162	188	350	18			
325		325	189	238	427	19			
286		286	155	179	334	20			
364		364	229	200	429	21			
339		339	204	210	414	22			
366		366	152	268	420	23			
410		410	211	288	499	24			
229		229	126	161	287	25			
363		363	154	264	418	26			
395		395	189	252	440	27			
377		377	146	311	457	28			
339		339	162	210	372	29			
345		345	180	209	389	30			
263		263	103	198	301	31			
335		335	274	165	439	32			
81		81	40	55	95	33			
342		342	181	215	396	34			
232		232	145	151	296	35			
282		282	156	172	328	36			
316		316	170	250	420	37			
258		258	126	166	292	39			
351		351	213	228	441	40			
399		399	208	224	432	41 42			
317		317	148	215	363	42 41			
2706		2706	1279	1904	3183	C.B.			
						C.B.			
						C.B.			
						C.B.			
15016	1	15017	7860	9875	17735	TOTAL			
36		36	13	24	37	Lake			
						TOTAL SECTION 7			
15052	1	15053	7873	9899	17772				

STATEMENT OF VOTES, GENERAL ELECTION, TUESDAY, NOVEMBER 7th, 1978

24	Judge of the District Court _____ District TERM ENDING _____ TO BE ELECTED					Judge of the District Court _____ District TERM ENDING _____ TO BE ELECTED					
NAMES OF TOWNSHIPS AND ELECTION DISTRICTS MACOMB SECTION 7 DISTRICT 74	TOTALS					TOTALS					
CITY OF ST. CLAIR SHORES-1											
2											
3											
7											
8											
9											
10											
11											
12											
13											
14											
15											
16											
17											
18											
19											
20											
21											
22											
23											
24											
25											
26											
27											
28											
29											
30											
31											
32											
33											
34											
35											
36											
37											
39											
40											
41											
42											
C.B.											
C.B.											
C.B.											
C.B.											
TOTAL											
Lake											
TOTAL SECTION 7											

COMMUNITY COLLEGE TRUSTEES

SADIE BIALOCK	HARVEY R. DEAN	STEVEN DeLUCA	ODESSA KOMER	LEON M. KONIECZNY	STEVEN E. ZMUDA	TOTALS	NAMES OF TOWNSHIPS AND ELECTION DISTRICTS SECTION 7 MACOMB DISTRICT 74
145	177	165	107	98	95	787	CITY OF ST. CLAIR SHORES-1
166	237	195	175	107	99	979	2
120	196	158	112	93	77	756	3
49	43	54	42	36	35	259	7
153	201	200	156	161	127	998	8
162	210	176	160	114	113	935	9
179	220	178	160	146	100	983	10
194	240	169	183	113	95	994	11
171	228	197	181	137	93	1007	12
226	234	208	221	188	141	1218	13
187	195	181	173	183	129	1048	14
180	216	175	143	121	105	940	15
150	180	158	168	124	115	895	16
191	188	176	136	142	114	947	17
133	154	144	120	142	97	790	18
163	184	177	145	121	105	895	19
156	167	145	125	94	77	764	20
179	226	190	163	134	111	1005	21
141	198	193	169	116	101	918	22
164	180	175	175	131	125	950	23
205	237	209	156	176	140	1123	24
119	129	137	86	109	78	658	25
193	210	166	149	119	117	954	26
179	229	225	148	147	134	1062	27
188	232	196	157	144	111	1028	28
134	210	177	148	120	97	886	29
138	182	172	166	132	106	896	30
128	144	109	114	100	90	685	31
187	216	184	153	131	103	974	32
35	47	45	35	29	27	218	33
159	215	163	156	114	91	898	34
104	157	130	114	75	56	636	35
120	145	142	109	110	89	715	36
173	203	156	157	106	97	892	37
112	193	147	126	86	67	731	39
161	218	186	174	138	99	976	40
198	244	206	164	136	111	1059	41 42
163	177	152	141	116	107	856	42 41
1058	1491	1199	947	860	679	6234	C.B.
							C.B.
							C.B.
							C.B.
							C.B.
6963	8753	7515	6414	5449	4453	39549	TOTAL
17	20	19	8	14	7	85	Lake
							TOTAL SECTION 7
6980	8773	7534	6422	5463	4460	39634	

STATEMENT OF VOTES, GENERAL ELECTION, TUESDAY, NOVEMBER 7th, 1978

28

NAMES OF
TOWNSHIPS AND
ELECTION DISTRICTS
MACOMB SECTION 7
DISTRICT 74

TOTALS

TOTALS

CITY OF ST. CLAIR SHORES-1

- 2
- 3
- 7
- 8
- 9
- 10
- 11
- 12
- 13
- 14
- 15
- 16
- 17
- 18
- 19
- 20
- 21
- 22
- 23
- 24
- 25
- 26
- 27
- 28
- 29
- 30
- 31
- 32
- 33
- 34
- 35
- 36
- 37
- 39
- 40
- 41
- 42
- C.B.
- C.B.
- C.B.
- C.B.
- TOTAL

Lake

TOTAL SECTION 7

STATE PROPOSALS

PROPOSAL A PROPOSAL RELATING TO CALLING A CONSTITUTIONAL CONVENTION.			PROPOSAL B PROPOSAL TO PROHIBIT THE GRANTING OF A PAROLE TO A PRISONER CONVICTED OF CERTAIN CRIMES INVOLVING VIOLENCE OR INJURY TO PERSON OR PROPERTY UNTIL AT LEAST AFTER THE MINIMUM SENTENCE HAS BEEN SERVED.			PROPOSAL C PROPOSAL TO PERMIT THE DEPOSIT OF STATE FUNDS IN SAVINGS AND LOAN ASSOCIATIONS AND CREDIT UNIONS AS WELL AS IN BANKS.			PROPOSAL D PROPOSAL TO PROHIBIT ALCOHOLIC BEVERAGES FROM BEING SOLD TO, OR POSSESSED FOR PURPOSES OF PERSONAL CONSUMPTION BY, A PERSON UNDER THE AGE OF 21.			NAMES OF TOWNSHIPS AND ELECTION DISTRICTS MACOMB SECTION 7 DISTRICT 74
YES	NO	TOTAL	YES	NO	TOTAL	YES	NO	TOTAL	YES	NO	TOTAL	
96	493	589	479	118	597	381	211	592	390	220	610	CITY OF ST. CLAIR SHORES-1
163	483	646	524	146	670	415	242	657	441	236	677	2
81	423	504	383	124	507	301	202	503	297	209	506	3
46	138	184	154	39	193	113	73	186	133	62	195	7
157	497	654	494	175	669	408	249	657	426	250	676	8
159	477	636	523	130	653	369	271	640	416	241	657	9
149	491	640	513	136	649	426	206	632	419	234	653	10
160	454	614	498	144	642	380	236	616	409	237	646	11
110	510	620	504	128	632	441	199	640	387	245	632	12
174	569	743	606	164	770	483	266	749	455	316	771	13
128	495	623	498	133	631	388	230	618	416	228	644	14
144	470	614	478	170	648	400	214	614	370	246	616	15
170	464	634	484	155	639	404	222	626	402	248	650	16
119	497	616	503	132	635	396	231	627	373	269	642	17
106	418	524	431	105	536	344	184	528	308	231	539	18
141	457	598	493	118	611	379	222	601	381	236	617	19
118	395	513	385	128	513	327	177	504	325	196	521	20
141	511	652	514	152	666	398	251	649	395	270	665	21
136	476	612	488	139	627	420	202	622	371	269	640	22
129	517	646	504	159	663	422	229	651	404	261	665	23
140	571	711	564	156	720	431	279	710	453	275	728	24
103	346	449	377	85	462	280	179	459	318	158	476	25
161	469	630	524	124	648	427	200	627	419	227	646	26
160	516	676	573	122	695	472	208	680	407	300	707	27
157	502	659	508	162	670	410	248	658	400	282	682	28
110	429	539	455	101	556	342	204	546	359	201	560	29
142	429	571	472	115	587	360	209	569	364	234	598	30
111	347	458	362	102	464	307	152	459	307	170	477	31
126	531	657	525	143	668	404	252	656	426	250	676	32
51	107	158	118	46	164	100	64	164	78	96	174	33
122	528	650	480	180	660	418	229	647	377	295	672	34
93	338	431	314	118	432	269	156	425	262	176	438	35
106	418	524	419	113	532	353	168	521	335	200	535	36
123	498	621	484	149	633	374	252	626	435	217	652	37
90	356	446	360	92	452	272	172	444	303	159	462	39
131	456	587	458	141	599	371	209	580	371	232	603	40
138	509	647	518	141	659	411	244	655	398	271	669	41
132	310	442	354	110	464	358	191	549	353	224	577	42
1022	3083	4105	3602	623	4225	2693	1447	4140	3010	1229	4239	C.B.
												C.B.
												C.B.
												C.B.
												TOTAL
5235	19978	25813	20923	5498	261411	161627	9380	261207	16823	9900	261793	Lake
6	41	47	40	7	47	26	21	47	36	11	47	TOTAL SECTION 7
5241	20019	25860	20963	5495	261458	161653	9401	26054	16929	9911	261440	

STATEMENT OF VOTES, GENERAL ELECTION, TUESDAY, NOVEMBER 7th, 1978

30

STATE PROPOSALS

NAMES OF TOWNSHIPS AND ELECTION DISTRICTS MACOMB SECTION 7 DISTRICT 74	PROPOSAL E PROPOSAL FOR TAX LIMITATION.			PROPOSAL G PROPOSAL TO ALLOW COLLECTIVE BARGAINING WITH BINDING ARBITRATION FOR MICHIGAN STATE POLICE TROOPERS.			PROPOSAL H PROPOSAL TO PROHIBIT THE USE OF PROPERTY TAXES FOR SCHOOL OPERATING EXPENSES AND TO ESTABLISH A VOUCHER SYSTEM FOR FINANCING EDUCATION OF STUDENTS AT PUBLIC AND NONPUBLIC SCHOOLS.			PROPOSAL J PROPOSAL TO REDUCE PROPERTY TAX ASSESSMENTS; TO ESTABLISH A MAXIMUM OF 5.6% ON THE RATE OF THE STATE INCOME TAX; TO PROHIBIT LEGISLATURE FROM REQUIRING NEW OR EXPANDED LOCAL PROGRAMS WITHOUT STATE FUNDING; AND TO ALLOW SCHOOL INCOME TAX WITH VOTER APPROVAL.		
	YES	NO	TOTAL	YES	NO	TOTAL	YES	NO	TOTAL	YES	NO	TOTAL
	CITY OF ST. CLAIR SHORES-1	373	223	596	255	331	586	184	415	599	239	351
2	328	329	657	349	308	657	229	435	664	267	383	650
3	261	239	500	233	266	499	135	373	508	162	342	504
7	91	96	187	117	68	185	58	125	183	79	104	183
8	385	282	667	369	285	654	211	457	668	277	385	662
9	308	333	641	392	258	650	204	440	644	257	392	649
10	337	300	637	381	247	628	188	456	644	264	377	641
11	310	311	621	392	234	626	185	453	638	236	374	630
12	380	240	620	282	336	618	199	428	627	310	314	624
13	370	378	748	446	291	737	229	533	762	277	471	748
14	355	266	621	352	262	614	241	389	630	279	347	626
15	301	305	606	347	263	610	164	454	618	239	373	612
16	321	313	634	356	264	620	168	476	644	233	402	635
17	326	305	631	329	292	621	165	469	634	241	389	630
18	317	205	522	258	274	532	160	376	536	250	275	525
19	321	293	614	366	236	602	169	450	619	235	361	616
20	237	267	504	303	205	508	119	394	513	181	327	508
21	364	293	657	460	250	650	202	459	661	231	400	651
22	386	280	616	358	253	611	199	432	631	257	358	615
23	380	276	656	360	282	642	177	477	654	270	383	653
24	375	333	708	346	366	712	175	542	717	271	432	703
25	285	173	458	227	223	450	135	321	456	213	245	458
26	363	273	636	367	263	630	180	460	640	261	371	632
27	405	279	684	423	249	672	211	479	690	275	409	684
28	356	300	656	376	284	660	163	507	670	277	383	660
29	282	257	539	297	247	544	130	422	552	221	330	551
30	308	264	572	334	236	570	160	425	585	226	350	576
31	236	226	462	250	207	457	137	335	472	209	254	463
32	409	245	654	350	297	647	229	432	661	274	384	658
33	66	103	169	111	89	200	40	130	170	58	105	163
34	343	311	654	300	347	647	162	491	653	191	443	634
35	198	220	418	225	190	415	103	330	433	163	252	415
36	267	255	522	279	239	518	225	303	528	199	326	525
37	340	285	625	382	246	628	195	442	637	230	398	628
39	259	187	446	230	202	432	114	333	447	197	256	453
40	310	276	586	342	237	579	169	424	593	233	357	590
41-42	366	289	655	355	299	654	169	484	653	245	410	655
42-41	309	247	556	330	226	556	173	382	555	231	325	556
C.B.	2574	1510	4084	2351	1797	4148	1349	2816	4165	1738	2360	4098
C.B.												
C.B.												
C.B.												
TOTAL	14,452	11,567	26,019	14,531	11,449	25,980	7,805	18,549	26,354	10,550	15,498	26,048

Lake	35	11	46	11	36	47	15	32	47	19	28	47
------	----	----	----	----	----	----	----	----	----	----	----	----

TOTAL SECTION 7	14,487	11,578	26,065	14,531	11,485	26,016	7,820	18,581	26,401	10,575	15,526	26,101
-----------------	--------	--------	--------	--------	--------	--------	-------	--------	--------	--------	--------	--------

STATE PROPOSALS

PROPOSAL K PROPOSAL TO GRANT AUTHORITY TO COURTS TO DENY BAIL UNDER CERTAIN CIRCUMSTANCES INVOLVING VIOLENT CRIMES.			PROPOSAL M PROPOSAL TO ALLOCATE AT LEAST 90% OF GAS TAX REVENUES FOR GENERAL ROAD PURPOSES AND THE REMAINDER FOR OTHER TRANSPORTATION PURPOSES AND TO REPLACE STATE HIGHWAY COMMISSION WITH A TRANSPORTATION COMMISSION.			PROPOSAL R PROPOSAL TO AUTHORIZE CREATION OF A RAILROAD REDEVELOPMENT AUTHORITY TO MAKE LOANS TO RAILROADS WITH TRACKAGE IN MICHIGAN AND TO AUTHORIZE AUTHORITY TO ISSUE GENERAL OBLIGATION BONDS IN AMOUNT NOT TO EXCEED 175 MILLION DOLLARS.						NAMES OF TOWNSHIPS AND ELECTION DISTRICTS MACOMB SECTION 7 DISTRICT 74
YES	NO	TOTAL	YES	NO	TOTAL	YES	NO	TOTAL	YES	NO	TOTAL	
544	52	596	276	309	585	239	334	573				CITY OF ST. CLAIR SHORES-1
580	87	667	321	321	642	258	375	633				2
437	63	500	258	233	491	206	289	495				3
171	18	189	96	86	182	80	93	173				7
548	97	645	321	314	635	264	367	631				8
526	118	644	308	317	625	267	355	622				9
560	82	642	322	303	625	277	344	621				10
545	88	633	305	315	620	246	365	611				11
559	65	624	309	301	610	269	339	608				12
645	105	750	367	367	734	295	439	734				13
546	79	625	327	288	615	257	357	608				14
527	86	613	286	314	600	240	359	599				15
434	98	632	270	344	614	256	355	611				16
541	91	632	273	339	612	257	348	605				17
464	70	534	261	267	528	218	297	515				18
529	73	602	298	295	593	240	345	585				19
422	88	510	249	259	508	228	272	500				20
549	114	663	301	343	644	259	384	643				21
526	91	617	292	306	598	252	340	592				22
562	88	650	310	331	641	251	387	638				23
611	93	704	328	365	693	269	416	685				24
403	55	458	210	233	443	169	273	442				25
561	79	640	330	291	621	281	334	615				26
610	77	687	347	314	661	273	380	653				27
542	121	663	280	363	643	252	388	640				28
465	82	547	267	263	530	213	321	534				29
500	71	571	259	312	571	227	338	565				30
408	53	461	228	229	457	185	265	450				31
579	78	657	311	340	651	275	369	644				32
99	64	163	108	57	165	82	78	160				33
538	113	651	337	301	638	306	320	626				34
268	55	323	189	224	413	208	210	418				35
458	70	528	271	244	515	215	294	509				36
541	84	625	290	329	619	249	372	621				37
397	60	447	223	215	438	208	225	433				39
501	81	582	288	292	580	250	372	592				40
556	96	652	316	328	644	266	371	637				41-42
491	67	558	254	294	548	208	326	534				42-44
3881	332	4213	2516	1567	4083	1566	2205	3771				C.B.
2274	334	2608	1310	1253	2563	1015	1151	2166				C.B.
												C.B.
												C.B.
												C.B.
												TOTAL

39	7	46	28	19	47	18	29	47				Lake
----	---	----	----	----	----	----	----	----	--	--	--	------

22753	3391	26144	13130	12532	25662	10573	14158	21731				TOTAL SECTION 7
-------	------	-------	-------	-------	-------	-------	-------	-------	--	--	--	-----------------

STATEMENT OF VOTES, GENERAL ELECTION, TUESDAY, NOVEMBER 7th, 1978

32

NAMES OF
TOWNSHIPS AND
ELECTION DISTRICTS
MACOMB SECTION 7
DISTRICT 74

YES	NO	TOTAL	YES	NO	TOTAL	YES	NO	TOTAL	YES	NO	TOTAL
-----	----	-------	-----	----	-------	-----	----	-------	-----	----	-------

CITY OF ST. CLAIR SHORES-1

- 2
- 3
- 7
- 8
- 9
- 10
- 11
- 12
- 13
- 14
- 15
- 16
- 17
- 18
- 19
- 20
- 21
- 22
- 23
- 24
- 25
- 26
- 27
- 28
- 29
- 30
- 31
- 32
- 33
- 34
- 35
- 36
- 37
- 39
- 40
- 41
- 42
- C.B.
- C.B.
- C.B.
- C.B.
- TOTAL

Lake

TOTAL SECTION 7

STATEMENT OF VOTES, GENERAL ELECTION, TUESDAY, NOVEMBER 7th, 1978

GOVERNOR & LIEUTENANT GOVERNOR					SECRETARY OF STATE					NAMES OF TOWNSHIPS AND ELECTION DISTRICTS	POLL BOOK TOTALS
WILLIAM B. FITZGERALD OLIVIA P. MAYNARD DEM.	WILLIAM G. MILLIKEN JAMES H. BRICKLEY REP.			TOTALS	RICHARD H. AUSTIN DEM.	MELVIN L. LARSEN REP.		TOTALS			
100	371	611		982	656	317		973	Clinton-1		
493	202	170		472	300	161		461	2		
48	25	22		47	30	14		44	3A		
438	191	219		410	272	135		407	4		
279	184	68		252	236	15		251	5		
457	162	280		442	276	155		431	6		
654	285	343		628	447	165		612	7		
507	192	292		484	301	181		482	8		
518	203	288		491	335	143		478	9		
721	208	490		698	385	296		681	10		
455	191	238		429	300	120		420	11		
270	95	164	1	260	173	80		253	12		
216	94	113		207	144	60		204	14		
231	99	123		222	152	64		216	14A		
796	295	461		756	510	236		746	15		
370	138	204		342	211	127		338	16		
540	215	303		518	347	164		511	17		
711	326	341		667	480	171		651	18		
521	171	321		492	288	181		469	19		
680	208	445	1	654	458	184		642	21		
550	178	351		529	355	166		521	22		
1044	358	653	1	1012	662	324		986	23		
684	194	447		641	391	248		639	24		
348	178	159		337	248	80		328	25		
491	183	297		480	294	174		468	26		
236	89	146	1	230	153	72		225	27		
203	85	114		199	138	57		195	28		
376	144	224		368	226	138		364	29		
314	177	324	1	502	319	161		480	30		
372	174	178		352	252	98		350	31		
556	80	443	1	524	269	251		520	32		
488	167	293		460	276	173		449	33		
176	78	93		171	113	55		168	34		
318	102	211		313	200	111		311	35		
583	207	358	1	566	380	173		553	36		
452	154	285		439	302	139		441	37		
17,316	6,403	10,166	1	16,576	10,819	5,389		16,268	TOTAL		
731	267	430		697	426	215		681	Harrison-1		
302	95	194		289	170	103		273	2		
419	193	202		395	273	109		382	3		
472	152	306		458	260	168		428	4		
560	228	310		538	327	177		504	5		
544	187	322		509	306	192		498	6		
329	137	180		317	202	92		294	7		
204	100	96		196	127	57		186	8		
225	101	116		217	142	70		212	11		
341	132	196		328	173	119		292	12		
1328	458	835		1293	749	527		1276	C.B.		
									C.B.		
									C.B.		
5455	2050	3187		5237	3195	1821		5026	TOTAL		
22,771	8,453	13,353	1	21,813	14,074	7,220		21,294	SUB-TOTAL SECTION 8 (A) Continued on Section 8 (B)		

STATEMENT OF VOTES, GENERAL ELECTION, TUESDAY, NOVEMBER 7th, 1978

2	ATTORNEY GENERAL				UNITED STATES SENATOR			
	DEM. FRANK J. KELLEY	REP. STEPHEN C. BRANDSDORFER	AIP JAMES E. WELLS	TOTALS	DEM. CARL LEVIN	REP. ROBERT P. GRIFFIN	TOTALS	
NAMES OF TOWNSHIPS AND ELECTION DISTRICTS MACOMB SECTION 8 (A) DISTRICT 75								
Clinton-1	697	245	16	958	526	458	984	
2	322	121	8	451	257	217	474	
3A	38	5	1	44	29	19	48	
4	388	98	6	392	226	186	412	
5	222	13	2	237	224	27	251	
6	299	123	8	430	228	219	447	
7	452	143	11	606	343	283	626	
8	316	146	13	475	255	233	488	
9	361	104	13	478	268	238	506	
10	394	265	20	679	242	463	705	
11	328	76	9	413	251	180	431	
12	191	58	4	253	130	134	264	
14	153	44	3	200	109	96	205	
14 A	164	43	6	213	123	102	225	
15	511	205	13	729	393	378	771	
16	208	121	6	335	169	182	351	
17	372	120	10	502	283	239	522	
18	514	123	9	646	385	293	678	
19	304	157	11	472	224	276	500	
21	405	229	10	644	331	331	662	
22	361	145	10	516	278	254	532	
23	683	288	10	981	519	500	1019	
24	423	203	11	637	276	387	663	
25	356	60	12	328	228	112	340	
26	311	148	8	467	222	261	483	
27	171	53	4	228	111	122	233	
28	143	45	4	192	111	88	199	
29	258	91	6	355	195	165	360	
30	341	124	11	476	235	266	501	
31	280	61	6	347	225	136	361	
32	254	258	6	518	142	395	537	
33	286	152	12	450	234	240	474	
34	120	44	3	167	111	60	171	
35	210	97	0	307	156	157	313	
36	371	169	5	545	275	289	564	
37	299	126	13	438	214	222	437	
TOTAL	11306	4503	300	16109	8528	8208	16737	
Harrison-1	449	205	8	662	383	319	702	
2	190	85	1	276	131	158	289	
3	272	102	3	377	224	170	394	
4	268	155	7	430	200	245	445	
5	350	150	5	505	262	264	526	
6	326	150	11	487	236	264	500	
7	219	70	1	290	127	141	268	
8	146	40	0	186	121	74	195	
11	149	57	1	207	102	109	211	
12	194	95	3	292	152	172	324	
C.B.	842	417	15	1274	588	702	1290	
C.B.								
C.B.								
TOTAL	3405	1526	55	4986	2526	2618	5144	
SUB-TOTAL SECTION 8 (A) Continued on Section 8 (B)	14711	6029	355	21095	11054	10826	21881	

STATEMENT OF VOTES, GENERAL ELECTION, TUESDAY, NOVEMBER 7th, 1978

Repres't've in Congress 12th District				Repres't've in Congress 18th District				3
DEM.	REP.		TOTALS	DEM.	REP.	A.I.P.	TOTALS	
DAVID E. BONIOR	KIRBY HOLMES			JAMES J. BLANCHARD	ROBERT J. SALLOUM	DAVID DREXLER		NAMES OF TOWNSHIPS AND ELECTION DISTRICTS
586	263		949					MACOMB DISTRICT 75 SECTION 8 (A)
255	209		464					Clinton-1
28	19		47					2
254	149		403					3A
219	19		238					4
256	178		434					5
431	186		617					6
268	217		485					7
324	168		492					8
324	350		674					9
301	120		421					10
165	95		260					11
121	83		204					12
143	78		221					14
489	257		746					14 A
180	157		337					15
303	200		503					16
467	196		663					17
280	196		476					18
389	263		652					19
299	204		503					21
607	376		983					22
360	276		636					23
250	81		331					24
273	202		475					25
141	84		225					26
123	68		191					27
217	137		354					28
299	175		474					29
236	89		325					30
241	273		514					31
260	200		460					32
112	55		167					33
192	109		301					34
321	208		529					35
256	162		418					36
								37
9950	6196		16146					TOTAL
423	232		655					Harrison-1
150	117		267					2
259	119		378					3
255	166		421					4
307	192		499					5
265	199		464					6
189	112		301					7
114	65		179					8
102	99		201					11
188	114		302					12
692	563		1255					C.B.
								C.B.
								C.B.
								TOTAL
2944	1978		4922					
12894	8174		21068					SUB-TOTAL SECTION 8 (A)
								Continued on Section 8 (B)

STATEMENT OF VOTES, GENERAL ELECTION, TUESDAY, NOVEMBER 7th, 1978

4	Repres't'Ve in Congress _____ District _____					Repres't'Ve in Congress _____ District _____				
	DEM.	REP.			TOTALS	DEM.	REP.			TOTALS
NAMES OF TOWNSHIPS AND ELECTION DISTRICTS MACOMB DISTRICT 75 SECTION 8 (A)										
Clinton-1										
2										
3A										
4										
5										
6										
7										
8										
9										
10										
11										
12										
14										
14 A										
15										
16										
17										
18										
19										
21										
22										
23										
24										
25										
26										
27										
28										
29										
30										
31										
32										
33										
34										
35										
36										
37										
TOTAL										
Harrison-1										
2										
3										
4										
5										
6										
7										
8										
11										
12										
C.B.										
C.B.										
C.B.										
TOTAL										
SUB-TOTAL SECTION 8 (A)										
Continued on Section 8 (B)										

STATEMENT OF VOTES, GENERAL ELECTION, TUESDAY, NOVEMBER 7th, 1978

STATE SENATOR <u>27th</u> DISTRICT				STATE SENATOR _____ DISTRICT				5
ARTHUR J. MILLER, JR. DEM.	DOROTHY S. HYNE REP.		TOTALS	DEM.	REP.	TOTALS	NAMES OF TOWNSHIPS AND ELECTION DISTRICTS MACOMB SECTION 5 DISTRICT 72	
408	144		552				CITY OF FRASER-1	
258	136		394				2	
416	220		636				3	
376	123		499				4	
277	175		452				5	
221	65		286				6	
261	140		401				7	
294	138		432				C.B. 8	
							C.B. 9	
							TOTAL	
511	141		3652					
25	1							
426	124		550				CITY OF ROSEVILLE-1	
344	81		425				2	
265	56		321				3	
369	125		494				4	
307	92		399				5	
368	161		529				6	
285	115		400				7	
328	112		440				8	
419	127		546				9	
292	95		387				10	
387	104		491				11	
420	159		579				12	
379	101		480				13	
380	95		475				14	
419	139		558				15	
386	137		523				16	
386	118		504				17	
292	151		443				18	
411	121		532				19	
361	108		469				20	
246	63		309				21	
263	80		343				22	
362	95		457				23	
345	117		462				24	
232	64		296				25	
462	192		655				C.B. 26	
486	151		637				C.B. 27	
226	87		313				C.B. 28	
							C.B. 29	
							C.B. 30	
							C.B. 31	
							TOTAL	
4847	3176		3017					
41	31							
508	156		664				Clinton-3	
349	122		471				13	
313	93		406				20	
							TOTAL	
1170	371		1541					
							TOTAL SECTION 5	
131528	4682		18210					

STATEMENT OF VOTES, GENERAL ELECTION, TUESDAY, NOVEMBER 7th, 1978

Repres't'Ve in State Legislature <u>75th</u> District				Repres't'Ve in State Legislature _____ District				7
DEM.	REP.		TOTALS	DEM.	REP.	TOTALS	NAMES OF TOWNSHIPS AND ELECTION DISTRICTS	
DAVID H. EVANS	MICHAEL C. SESSA						MACOMB SECTION 8 (A) DISTRICT 75	
605	309		914				Clinton-1	
283	158		441				2	
29	13		42				3A	
272	115		387				4	
322	16		238				5	
256	157		413				6	
441	153		594				7	
266	191		457				8	
326	134		460				9	
299	334		633				10	
294	112		406				11	
165	81		246				12	
121	70		191				14	
150	60		210				14 A	
519	209		728				15	
166	151		317				16	
324	145		469				17	
447	181		628				18	
233	206		439				19	
359	235		594				21	
383	196		479				22	
567	375		942				23	
335	266		601				24	
222	93		315				25	
150	197		447				26	
132	78		210				27	
110	68		178				28	
217	115		332				29	
262	179		441				30	
221	93		314				31	
206	289		495				32	
270	168		438				33	
104	50		154				34	
163	121		284				35	
281	209		490				36	
247	150		397				37	
41	17		58				TOTAL	
340	244		584				Harrison-1	
133	114		247				2	
236	118		354				3	
192	203		395				4	
263	219		482				5	
236	219		455				6	
175	111		286				7	
104	69		173				8	
107	78		185				11	
178	97		275				12	
560	484		1044				C.B.	
							C.B.	
							C.B.	
							TOTAL	
2526	1956		4482					
10,173	7653		17826				SUB-TOTAL SECTION 8 (A) Continued on Section 8 (B)	

STATEMENT OF VOTES, GENERAL ELECTION, TUESDAY, NOVEMBER 7th, 1978

8	Repres't'Ve in State Legislature _____ District					Repres't'Ve in State Legislature _____ District				
	DEM.	REP.			TOTALS	DEM.	REP.			TOTALS
NAMES OF TOWNSHIPS AND ELECTION DISTRICTS MACOMB SECTION 8 (A) DISTRICT 75										
Clinton-1										
2										
3A										
4										
5										
6										
7										
8										
9										
10										
11										
12										
14										
14 A										
15										
16										
17										
18										
19										
21										
22										
23										
24										
25										
26										
27										
28										
29										
30										
31										
32										
33										
34										
35										
36										
37										
TOTAL										
Harrison-1										
2										
3										
4										
5										
6										
7										
8										
11										
12										
C.B.										
C.B.										
C.B.										
TOTAL										
SUB-TOTAL SECTION 8 (A)										
Continued on Section 8 (B)										

STATEMENT OF VOTES, GENERAL ELECTION, TUESDAY, NOVEMBER 7th, 1978

THE STATE BOARD OF EDUCATION					REGENTS OF THE UNIVERSITY OF MICHIGAN					NAMES OF TOWNSHIPS AND ELECTION DISTRICTS MACOMB SECTION 8 (A) DISTRICT 75
DEM. MALCOLM G. DADE, JR.	DEM. ANNETTA MILLER	REP. BARBARA DUMOUCHELLE	REP. SILVERENIA G. KANOYTON	TOTALS	DEM. PAUL BROWN	DEM. JAMES L. WATERS	REP. JOHN R. AXE	REP. GILBERT E. BURSLEY	TOTALS	
401	507	419	302	1629	452	385	321	352	1510	Clinton-1
188	228	208	131	755	201	190	152	153	696	2
21	29	15	8	73	23	21	11	7	62	3A
195	234	142	89	660	215	185	105	107	612	4
188	199	25	18	430	197	185	19	14	415	5
178	211	189	128	706	182	158	148	158	646	6
281	360	231	117	989	330	311	156	143	940	7
156	203	231	154	744	187	152	166	171	676	8
223	265	193	117	798	255	224	141	143	763	9
181	279	377	268	1105	217	188	290	307	1002	10
202	260	163	81	706	252	223	104	104	683	11
106	149	129	57	441	119	104	82	83	388	12
92	108	71	52	323	105	90	57	60	312	14
116	125	76	62	379	116	117	75	69	377	14 A
307	407	327	204	1245	353	333	256	246	1188	15
137	175	157	98	567	136	144	119	128	527	16
217	266	219	145	847	245	205	169	163	782	17
306	377	241	158	1082	327	315	176	158	976	18
163	213	237	157	770	202	167	170	190	729	19
235	298	335	216	1084	276	229	255	246	1006	21
207	267	234	137	845	232	200	161	171	764	22
351	483	467	316	1617	406	385	358	347	1496	23
242	285	330	237	1094	258	227	271	266	1022	24
165	213	108	76	562	186	171	74	83	514	25
164	222	231	163	780	183	161	176	186	706	26
91	111	100	67	369	108	89	69	74	340	27
92	113	65	43	313	107	88	45	52	292	28
139	196	152	96	583	178	165	107	116	566	29
167	226	218	143	754	187	170	163	180	700	30
157	188	117	77	539	174	167	87	89	517	31
111	171	345	248	875	131	127	283	296	837	32
168	211	197	138	714	174	150	156	178	658	33
76	101	68	43	288	91	77	42	42	252	34
109	152	150	91	502	134	114	108	107	463	35
189	246	261	184	880	223	195	201	211	830	36
161	217	194	139	711	192	165	153	160	670	37
6282	8295	7222	4760	26,759	7351	6571	5426	5560	24,917	TOTAL
259	350	277	211	1097	317	289	207	234	1047	Harrison-1
112	121	123	99	455	116	111	100	110	437	2
184	220	134	97	635	205	192	108	106	611	3
157	187	201	165	710	183	169	155	171	678	4
185	239	225	177	826	221	214	172	177	784	5
168	239	240	177	824	210	193	178	194	775	6
132	177	106	78	493	163	151	76	74	464	7
90	103	68	49	310	94	97	52	59	302	8
77	99	87	73	335	90	85	70	70	315	11
100	142	133	102	477	122	124	93	102	441	12
285	377	468	288	1418	489	463	499	512	1963	C.B.
										C.B.
										C.B.
1749	2253	2062	1516	7580	2210	2088	1710	1809	7817	TOTAL
8281	10548	9284	6276	34,339	9544	8665	7136	7369	32,714	SUB-TOTAL SECTION 8 (A)
										Continued on Section 8 (B)

STATEMENT OF VOTES, GENERAL ELECTION, TUESDAY, NOVEMBER 7th, 1978

10	THE BOARD OF TRUSTEES OF MICHIGAN STATE UNIVERSITY					THE BOARD OF GOVERNORS OF WAYNE STATE UNIVERSITY					
	DEM. CAROLE LICK	DEM. BARBARA J. SAWYER	REP. PAUL V. GADOLA	REP. MARY P. SHARP	TOTALS	DEM. LEON H. ATCHISON	DEM. MAX J. PINCUS	REP. JAMES R. HALEY	REP. LAURA REYES KOPACK	TOTALS	
NAMES OF TOWNSHIPS AND ELECTION DISTRICTS MACOMB SECTION 8 (A) DISTRICT 75											
Clinton-1	384	404	357	346	1491	378	382	366	334	1460	
2	192	189	149	169	699	188	184	172	162	706	
3A	23	20	7	12	62	22	17	11	11	61	
4	187	204	103	123	617	198	164	125	116	603	
5	186	187	18	18	409	198	175	20	14	407	
6	162	175	156	161	654	169	171	164	149	653	
7	296	302	165	170	933	292	284	179	163	918	
8	147	170	177	187	681	147	152	192	156	647	
9	219	233	152	141	745	220	221	159	140	740	
10	180	213	317	307	1017	187	221	312	282	1002	
11	208	232	112	122	674	213	214	123	125	675	
12	104	118	87	86	395	114	105	87	83	389	
14	91	95	65	61	312	83	78	81	63	305	
14 A	110	117	70	77	374	102	110	78	81	371	
15	296	347	259	272	1174	319	307	281	252	1159	
16	126	145	127	137	535	128	127	127	133	515	
17	200	226	168	185	779	215	201	182	164	762	
18	305	310	162	208	985	295	287	197	183	962	
19	158	189	187	197	731	158	164	199	189	710	
21	219	253	268	260	1000	296	222	286	246	1000	
22	212	205	169	185	771	211	212	181	159	763	
23	357	395	391	365	1508	359	386	403	347	1495	
24	225	232	277	289	1023	233	250	278	254	1015	
25	164	177	86	89	516	174	164	91	82	511	
26	132	177	186	199	710	167	171	189	185	712	
27	96	101	79	68	344	87	89	90	75	341	
28	90	98	48	56	292	97	81	61	51	290	
29	149	164	126	130	569	147	160	131	118	556	
30	172	175	182	176	705	171	180	189	156	696	
31	162	171	95	80	508	156	150	110	79	495	
32	114	130	296	301	841	120	141	288	276	825	
33	149	170	168	174	661	158	147	177	161	643	
34	76	82	41	45	244	73	73	51	51	248	
35	116	113	123	112	464	119	102	124	108	453	
36	188	194	217	215	814	187	187	213	205	792	
37	160	188	159	169	676	161	182	164	154	661	
TOTAL	6845	6901	5749	5882	24913	6492	6461	6081	5507	24541	
Harrison-1											
2	109	120	99	107	435	107	107	115	105	434	
3	190	204	116	103	619	192	182	122	112	608	
4	161	170	173	174	678	154	167	174	175	670	
5	198	200	184	197	779	188	196	202	190	776	
6	194	200	194	192	780	183	194	207	170	754	
7	142	149	85	93	469	139	139	96	85	459	
8	102	98	53	58	311	92	87	64	57	300	
11	82	85	78	79	322	77	85	83	76	321	
12	120	114	107	100	441	102	111	112	99	424	
C.B.	449	488	526	531	1994	419	439	566	526	1950	
C.B.											
C.B.											
TOTAL	2030	2114	1851	1877	7872	1923	1985	1995	1827	7730	
SUB-TOTAL SECTION 8 (A) Continued on Section 8 (B)											
	9405	9015	7600	7765	32795	8415	8446	8076	7334	32271	

STATEMENT OF VOTES, GENERAL ELECTION, TUESDAY, NOVEMBER 7th, 1978

Justices of the Supreme Court TERM ENDING 1/1/1987 - TWO TO BE ELECTED						Judge of the Court of Appeals <u>2nd</u> District TERM ENDING 1-1-1985 ONE TO BE ELECTED			21
ALICE L. GILBERT	GARY R. McDONALD	JAMES L. RYAN	G. MENNEN WILLIAMS	2 votes Scattered	TOTALS	WALTER P. CYNAR	E. THOMAS FITZGERALD	TOTALS	NAMES OF TOWNSHIPS AND ELECTION DISTRICTS MACOMB DISTRICT 75 SECTION 8 (A)
282	207	537	480		1506	527	251	778	Clinton-1
132	93	230	256	1	712	276	111	387	2
16	12	19	23		20	19	17	36	3A
101	84	178	227		590	211	94	305	4
28	37	73	152		290	77	54	131	5
137	78	253	238		706	256	95	351	6
188	119	327	348		982	357	152	509	7
149	115	232	252		748	323	92	415	8
132	84	267	282		765	288	113	401	9
242	135	381	379		1137	406	164	570	10
144	109	211	244		708	254	113	367	11
80	62	137	157		436	149	68	217	12
51	43	98	120		312	110	55	165	14
71	49	112	111		343	124	58	182	14 A
223	164	392	422		1201	458	164	622	15
707	71	165	174		517	184	82	266	16
151	83	238	318		790	272	140	412	17
183	143	316	355		997	327	184	511	18
152	96	260	241		749	268	115	383	19
226	121	341	381		1069	377	147	524	21
166	109	283	285		843	303	112	415	22
275	209	550	532		1566	532	244	776	23
164	138	349	343		994	364	145	509	24
99	68	150	212		529	180	98	278	25
167	101	265	228		761	267	108	375	26
52	46	122	138		358	131	55	186	27
56	37	94	103		290	98	56	154	28
114	69	187	211		581	201	88	289	29
134	96	262	266		758	277	111	388	30
81	68	157	203		509	148	101	249	31
189	106	311	253		859	330	109	439	32
135	90	248	264		737	282	105	387	33
43	22	82	94		241	85	44	129	34
69	47	181	181		478	165	72	237	35
159	110	286	306		861	297	130	427	36
117	90	231	276		714	213	146	359	37
4815	3311	8525	9055	1	25707	9136	3993	13129	TOTAL
202	125	306	390		1023	316	200	516	Harrison-1
89	55	131	148		423	158	66	224	2
87	78	165	214		544	209	96	305	3
142	79	190	229		640	216	120	336	4
153	141	211	251		756	287	109	396	5
137	119	247	235		738	267	117	384	6
60	45	146	177		428	162	72	234	7
57	37	57	101		242	78	61	139	8
54	43	107	86		290	96	59	155	11
93	72	137	146		448	144	83	227	12
470	316	778	764	1	2329	732	270	1003	C.B.
									C.B.
									C.B.
1544	1100	2475	2741	1	7861	2865	1253	4119	TOTAL
6359	4411	11000	11796	2	33568	12001	5246	17247	SUB-TOTAL SECTION 8 (A) Continued on Section 8 (B)

STATEMENT OF VOTES, GENERAL ELECTION, TUESDAY, NOVEMBER 7th, 1978

22	Judge of the Circuit Court <u>16th</u> Circuit				Judge of the Circuit Court _____ Circuit						
	TERM ENDING <u>1-1-1985</u>				TERM ENDING _____						
				TWO TO BE ELECTED				TO BE ELECTED			
NAMES OF TOWNSHIPS AND ELECTION DISTRICTS		FRANK E. JEANNETTE	KENNETH N. SANBORN	<i>Scattered</i>	TOTALS					TOTALS	
MACOMB DISTRICT 75 SECTION 8 (A)											
Clinton-1		570	461		1031						
2		286	234	1	521						
3A		24	22		46						
4		255	188		443						
5		107	104		211						
6		277	223		500						
7		410	302		712						
8		355	234		589						
9		320	264		584						
10		443	335		778						
11		285	215		500						
12		176	137		313						
14		139	99		238						
14 A		156	117		273						
15		485	387		872						
16		198	153		351						
17		309	230		539						
18		397	293		690						
19		301	222		523						
21		390	306		696						
22		318	249		567						
23		574	440		1014						
24		397	298		689						
25		200	139		339						
26		293	221		514						
27		133	99		232						
28		112	81		193						
29		228	199		427						
30		289	236		525						
31		284	136		320						
32		342	266		608						
33		285	245		530						
34		97	76		173						
35		184	138		322						
36		320	234		554						
37		255	194		449						
TOTAL		10088	7777	1	17866						
Harrison-1		370	271		641						
2		174	115		289						
3		245	161		406						
4		259	191		450						
5		310	238		548						
6		293	235		528						
7		189	131		320						
8		112	75		187						
11		132	84		216						
12		167	118		285						
C.B.		1076	925	2	2003						
C.B.											
C.B.											
TOTAL		3327	2544	2	5873						
SUB-TOTAL SECTION 8 (A)											
Continued on Section 8 (B)											
		13415	10321	3	23736						

STATEMENT OF VOTES, GENERAL ELECTION, TUESDAY, NOVEMBER 7th, 1978

Judge of the Probate Court _____ District _____ TERM ENDING 1-1-1985 ONE TO BE ELECTED				Judge of the Probate Court _____ District _____ TERM ENDING 1-1-1983 ONE TO BE ELECTED				23
JAMES F. NOWICKI		TOTALS	GEORGE E. MONTGOMERY	LAWRENCE P. ZATKOFF	TOTALS	NAMES OF TOWNSHIPS AND ELECTION DISTRICTS SECTION 8 (A)		
633		633	240	491	731	Clinton-1		
305		305	122	198	320	2		
26		26	12	17	26	3A		
255		255	91	188	279	4		
123		123	56	52	108	5		
272		272	101	221	322	6		
433		433	161	325	486	7		
321		321	118	237	355	8		
349		349	112	258	370	9		
456		456	169	361	530	10		
311		311	117	223	340	11		
183		183	79	123	202	12		
138		138	53	101	154	14		
157		157	74	93	167	14A		
503		503	194	361	555	15		
199		199	75	170	245	16		
329		329	137	223	360	17		
415		415	199	270	469	18		
305		305	118	252	370	19		
424		424	167	321	488	21		
326		326	140	210	350	22		
626		626	240	486	726	23		
422		422	148	323	471	24		
226		226	100	142	242	25		
306		306	124	243	367	26		
142		142	47	132	179	27		
124		124	59	79	138	28		
239		239	83	182	265	29		
306		306	122	213	335	30		
196		196	92	117	209	31		
348		348	121	322	443	32		
284		284	93	242	335	33		
101		101	48	65	113	34		
186		186	63	151	214	35		
343		343	167	240	407	36		
287		287	93	228	321	37		
99		99	6	51	98	TOTAL		
10		10	4	185	11			
382		382	163	292	455	Harrison-1		
170		170	81	105	186	2		
251		251	117	148	265	3		
262		262	94	197	291	4		
304		304	119	218	337	5		
291		291	92	254	346	6		
182		182	76	121	197	7		
111		111	59	66	125	8		
126		126	46	89	135	11		
165		165	73	115	188	12		
1040	1	1041	471	680	1151	C.B.		
						C.B.		
						C.B.		
84		84	5	5	76	TOTAL		
32	1	32	13	2285	36			
13883	1	13884	5526	14147	151668	SUB-TOTAL SECTION 8 (A)		
						Continued on Section 8 (B)		

COMMUNITY COLLEGE TRUSTEES

SADIE BIALOCK	HARVEY R. DEAN	STEVEN DeLUCA	ODESSA KOMER	LEON M. KONIECZNY	STEVEN E. ZMUDA	TOTALS	NAMES OF TOWNSHIPS AND ELECTION DISTRICTS
256	338	308	287	234	183	1606	Clinton-1
165	167	131	123	113	79	778	2
15	13	15	12	10	10	75	3A
142	171	97	114	66	65	655	4
74	71	73	73	26	30	347	5
132	178	136	119	100	76	741	6
176	220	203	167	191	120	1077	7
140	169	133	119	98	94	753	8
165	179	159	128	135	103	869	9
211	267	192	167	146	124	1107	10
126	171	171	95	103	97	763	11
93	103	87	78	58	57	476	12
69	71	53	53	36	42	324	14
89	99	74	57	48	45	412	14 A
250	354	247	200	187	147	1385	15
99	124	121	73	72	61	550	16
143	163	149	148	107	85	795	17
190	220	201	175	185	108	1079	18
130	159	151	105	124	109	778	19
244	290	175	210	123	118	1160	21
163	172	176	131	107	78	827	22
307	318	308	291	217	162	1604	23
211	197	202	158	209	147	1124	24
114	127	94	91	82	79	587	25
153	174	142	110	116	102	797	26
58	92	74	55	63	54	396	27
69	67	76	54	38	32	336	28
129	130	123	103	87	57	629	29
139	157	132	120	114	72	734	30
85	115	78	77	61	86	507	31
177	224	174	131	117	124	947	32
157	213	125	120	68	74	754	33
54	55	54	41	25	26	255	34
101	129	93	83	76	63	545	35
139	178	171	132	135	90	845	36
138	159	122	121	108	130	778	37
5103	6034	5070	4321	3187	3149	21390	TOTAL
168	203	180	202	175	160	1088	Harrison-1
107	105	75	81	65	58	491	2
126	157	142	75	62	53	615	3
112	166	132	120	80	73	683	4
121	167	181	148	138	97	852	5
103	167	126	158	126	115	795	6
117	69	70	52	80	73	461	7
63	80	42	29	18	47	279	8
76	76	46	38	38	62	336	11
88	105	83	52	59	40	427	12
525	659	492	400	327	322	2738	C.B.
							C.B.
							C.B.
1666	1954	1569	1355	1168	1100	8465	TOTAL
6709	7988	6589	5676	4950	4229	36155	SUB-TOTAL SECTION 8 (A) Continued on Section 8 (B)

STATEMENT OF VOTES, GENERAL ELECTION, TUESDAY, NOVEMBER 7th, 1978

28

NAMES OF
TOWNSHIPS AND
ELECTION DISTRICTS
MACOMB SECTION 8 (A)
DISTRICT 75

TOTALS

TOTALS

Clinton-1

2

3A

4

5

6

7

8

9

10

11

12

14

14 A

15

16

17

18

19

21

22

23

24

25

26

27

28

29

30

31

32

33

34

35

36

37

TOTAL

Harrison-1

2

3

4

5

6

7

8

11

12

C.B.

C.B.

C.B.

TOTAL

SUB-TOTAL SECTION 8 (A)

Continued on Section 8 (B)

STATEMENT OF VOTES, GENERAL ELECTION, TUESDAY, NOVEMBER 7th, 1978

STATE PROPOSALS

PROPOSAL A PROPOSAL RELATING TO CALLING A CONSTITUTIONAL CONVENTION.			PROPOSAL B PROPOSAL TO PROHIBIT THE GRANTING OF A PAROLE TO A PRISONER CONVICTED OF CERTAIN CRIMES INVOLVING VIOLENCE OR INJURY TO PERSON OR PROPERTY UNTIL AT LEAST AFTER THE MINIMUM SENTENCE HAS BEEN SERVED.			PROPOSAL C PROPOSAL TO PERMIT THE DEPOSIT OF STATE FUNDS IN SAVINGS AND LOAN ASSOCIATIONS AND CREDIT UNIONS AS WELL AS IN BANKS.			PROPOSAL D PROPOSAL TO PROHIBIT ALCOHOLIC BEVERAGES FROM BEING SOLD TO, OR POSSESSED FOR PURPOSES OF PERSONAL CONSUMPTION BY, A PERSON UNDER THE AGE OF 21.			NAMES OF TOWNSHIPS AND ELECTION DISTRICTS SECTION 8 (A) MACOMB DISTRICT 75	
YES	NO	TOTAL	YES	NO	TOTAL	YES	NO	TOTAL	YES	NO	TOTAL		
208	776	984	831	166	997	665	319	984	634	368	1002	Clinton-1	
112	357	469	378	99	477	288	183	471	305	177	482	2	
9	37	46	41	6	47	27	20	47	36	12	48	3A	
121	274	395	297	106	403	264	130	394	255	151	406	4	
99	100	199	111	92	203	117	78	195	94	112	206	5	
79	352	431	346	76	422	280	151	431	271	172	443	6	
141	481	622	514	111	625	399	220	619	394	241	635	7	
87	388	475	392	99	491	308	172	480	294	195	489	8	
118	376	494	408	95	503	320	177	497	294	209	503	9	
121	564	685	576	122	698	443	244	687	444	262	706	10	
105	329	434	372	74	446	305	140	445	290	159	449	11	
49	212	261	210	52	262	181	80	261	156	110	266	12	
37	169	206	165	41	206	132	71	203	139	73	212	14	
62	155	217	176	41	217	129	87	216	139	82	221	14 A	
199	541	740	619	139	758	464	279	743	458	306	764	15	
72	272	344	291	59	350	227	116	343	230	121	351	16	
134	369	503	427	93	520	337	180	517	334	195	529	17	
146	521	667	555	126	681	418	253	671	420	268	688	18	
89	397	486	419	81	500	312	170	482	316	184	500	19	
144	506	650	528	125	653	471	184	655	418	251	669	21	
112	405	517	420	113	533	353	170	523	330	200	530	22	
185	821	1006	865	154	1019	709	301	1010	676	343	1019	23	
114	515	629	544	103	647	393	237	630	436	223	659	24	
109	218	327	250	81	331	214	119	333	226	118	344	25	
112	355	467	384	90	474	318	150	468	298	184	482	26	
55	170	225	177	50	227	142	79	221	132	101	233	27	
60	138	198	163	36	199	132	63	195	118	82	200	28	
89	270	359	283	80	363	247	115	362	227	143	370	29	
111	375	486	417	83	500	321	170	491	329	176	505	30	
99	254	353	293	64	357	246	109	350	221	139	360	31	
87	446	528	455	82	537	335	201	536	325	219	544	32	
103	359	462	386	84	470	203	151	354	303	167	470	33	
42	122	164	141	26	167	108	54	162	124	42	166	34	
67	235	302	250	54	304	200	101	301	211	98	309	35	
116	443	559	455	114	569	390	165	555	355	218	573	36	
94	342	436	384	56	440	288	148	436	293	150	443	37	
TOTALS	3682	12644	16336	13523	3093	16596	10586	5582	16168	10525	6251	16776	TOTAL
138	546	684	545	160	705	430	253	683	413	296	709	Harrison-1	
55	224	279	214	75	289	188	94	282	186	105	291	2	
86	298	384	280	117	397	244	137	381	222	174	396	3	
82	363	445	350	101	451	304	141	445	259	191	450	4	
98	411	509	406	113	519	327	188	515	319	211	530	5	
84	419	503	417	93	510	311	196	507	329	189	518	6	
62	245	307	240	72	312	203	109	312	189	128	317	7	
43	133	176	132	52	184	108	70	178	109	78	187	8	
57	155	206	168	45	213	119	89	208	131	81	212	11	
53	258	311	260	60	320	179	130	309	199	122	321	12	
342	935	1277	1091	206	1297	878	395	1273	906	403	1309	C.B.	
												C.B.	
												C.B.	
TOTALS	1094	3987	5081	4103	1094	5197	3291	1802	5093	3262	1978	5240	TOTAL
TOTALS	4776	16631	21407	17626	4167	21793	13877	7384	21261	13787	8229	22016	SUB-TOTAL SECTION 8 (A)
													Continued on Section 8 (B)

STATEMENT OF VOTES, GENERAL ELECTION, TUESDAY, NOVEMBER 7th, 1978

30

STATE PROPOSALS

NAMES OF TOWNSHIPS AND ELECTION DISTRICTS MACOMB DISTRICT 75	PROPOSAL E PROPOSAL FOR TAX LIMITATION.			PROPOSAL G PROPOSAL TO ALLOW COLLECTIVE BARGAINING WITH BINDING ARBITRATION FOR MICHIGAN STATE POLICE TROOPERS.			PROPOSAL H PROPOSAL TO PROHIBIT THE USE OF PROPERTY TAXES FOR SCHOOL OPERATING EXPENSES AND TO ESTABLISH A VOUCHER SYSTEM FOR FINANCING EDUCATION OF STUDENTS AT PUBLIC AND NONPUBLIC SCHOOLS.			PROPOSAL J PROPOSAL TO REDUCE PROPERTY TAX ASSESSMENTS; TO ESTABLISH A MAXIMUM OF 5.6% ON THE RATE OF THE STATE INCOME TAX; TO PROHIBIT LEGISLATURE FROM REQUIRING NEW OR EXPANDED LOCAL PROGRAMS WITHOUT STATE FUNDING; AND TO ALLOW SCHOOL INCOME TAX WITH VOTER APPROVAL.		
	YES	NO	TOTAL	YES	NO	TOTAL	YES	NO	TOTAL	YES	NO	TOTAL
	Clinton-1	552	426	978	533	449	982	275	712	987	383	603
2	286	193	479	269	207	476	147	329	476	213	262	475
3A	32	16	48	23	23	46	17	31	48	18	30	48
4	206	187	393	219	166	385	130	271	401	144	248	392
5	76	140	216	95	108	203	53	152	205	67	143	210
6	264	162	426	249	183	432	136	295	431	204	230	434
7	350	267	617	357	262	619	169	454	623	253	371	624
8	292	186	478	259	222	481	174	309	483	217	264	481
9	280	224	504	305	196	501	143	359	502	212	288	500
10	453	234	687	305	384	689	180	520	700	300	391	691
11	237	194	431	276	171	447	138	306	444	175	216	441
12	150	112	262	145	117	262	63	202	265	95	163	258
14	119	86	205	118	84	202	45	162	207	66	141	207
14 A	117	100	217	135	78	213	54	162	216	90	127	217
15	426	319	745	439	315	754	213	541	754	315	432	747
16	218	121	339	187	155	342	134	206	340	190	156	346
17	308	205	513	297	215	512	150	372	522	223	288	511
18	266	312	678	391	284	675	165	515	680	259	418	677
19	334	156	490	224	260	484	159	337	496	237	247	484
21	393	257	650	388	264	652	163	493	656	226	424	650
22	292	227	519	308	226	534	128	399	527	192	335	527
23	599	406	1005	524	483	1007	285	722	1007	427	580	1007
24	417	221	638	330	298	628	186	456	642	290	343	633
25	174	159	333	207	126	333	87	246	333	114	217	331
26	302	169	471	248	221	469	136	332	468	224	245	469
27	112	109	221	123	102	225	58	166	224	87	144	225
28	93	100	193	122	73	195	49	146	195	62	131	193
29	213	149	362	200	157	357	116	246	362	171	184	355
30	283	211	494	275	214	489	126	368	494	197	297	494
31	218	137	355	213	138	351	119	235	354	132	220	352
32	340	193	533	232	301	533	136	400	536	202	328	530
33	297	164	461	229	233	462	141	325	466	204	254	458
34	90	78	168	98	70	168	51	113	164	75	90	165
35	188	119	307	172	128	300	87	219	306	133	176	311
36	314	244	558	294	259	553	154	411	565	202	354	556
37	228	213	441	261	177	438	92	342	434	135	300	435
TOTAL	9619	6796	16415	9050	7349	16399	4659	11854	16513	6730	9690	16420
Harrison-1	381	311	692	393	294	687	168	523	691	248	434	682
2	157	128	285	120	162	282	70	218	288	105	178	283
3	226	166	392	219	164	383	130	257	387	171	220	391
4	292	155	447	201	247	448	125	324	449	217	225	442
5	339	171	510	302	207	509	184	333	517	282	239	521
6	286	218	504	264	240	504	136	367	503	227	283	510
7	200	114	314	164	146	310	84	228	312	160	154	314
8	83	93	178	119	60	179	31	130	181	74	110	184
11	143	69	212	116	95	211	74	137	211	105	103	208
12	175	144	319	181	134	315	87	232	319	138	187	315
C.B.	680	401	1281	784	509	1293	491	801	1292	219	564	1283
C.B.												
C.B.												
TOTAL	3164	1970	5134	2862	2258	5121	1580	3570	5150	2426	2697	5123
SUB-TOTAL SECTION 8 (A) Continued on Section 8 (B)	12783	8766	21549	11912	9607	21520	6239	15424	21663	9166	12387	21553

STATE PROPOSALS

PROPOSAL K PROPOSAL TO GRANT AUTHORITY TO COURTS TO DENY BAIL UNDER CERTAIN CIRCUMSTANCES INVOLVING VIOLENT CRIMES.			PROPOSAL M PROPOSAL TO ALLOCATE AT LEAST 90% OF GAS TAX REVENUES FOR GENERAL ROAD PURPOSES AND THE REMAINDER FOR OTHER TRANSPORTATION PURPOSES AND TO REPLACE STATE HIGHWAY COMMISSION WITH A TRANSPORTATION COMMISSION.			PROPOSAL R PROPOSAL TO AUTHORIZE CREATION OF A RAILROAD REDEVELOPMENT AUTHORITY TO MAKE LOANS TO RAILROADS WITH TRACKAGE IN MICHIGAN AND TO AUTHORIZE AUTHORITY TO ISSUE GENERAL OBLIGATION BONDS IN AMOUNT NOT TO EXCEED 175 MILLION DOLLARS.						NAMES OF TOWNSHIPS AND ELECTION DISTRICTS MACOMB SECTION 8 (A) DISTRICT 75
YES	NO	TOTAL	YES	NO	TOTAL	YES	NO	TOTAL	YES	NO	TOTAL	
865	122	987	533	443	976	411	555	966				Clinton-1
405	69	474	245	220	465	175	275	450				2
45	3	48	22	23	45	14	30	44				3A
325	67	392	212	170	382	176	195	371				4
141	65	206	103	90	193	108	82	190				5
399	33	432	223	204	427	153	254	407				6
268	64	332	333	276	609	245	345	590				7
425	58	483	250	225	475	205	259	464				8
445	51	496	254	239	493	206	272	478				9
622	76	698	345	338	683	262	407	669				10
392	55	447	250	184	434	159	271	430				11
221	41	262	138	122	260	98	151	249				12
179	27	206	116	90	206	89	114	203				14
186	32	218	124	87	211	84	123	207				14 A
638	112	750	420	311	731	268	456	724				15
308	37	345	184	158	342	118	218	336				16
459	56	515	277	233	510	223	272	495				17
613	67	670	337	330	667	236	414	650				18
436	54	490	269	213	482	174	292	466				19
598	62	670	371	274	645	296	329	625				21
466	65	531	303	210	513	214	286	500				22
920	88	1008	526	454	980	385	566	951				23
573	67	640	344	280	624	213	388	601				24
295	43	338	197	136	333	135	185	320				25
399	74	473	253	214	467	194	256	450				26
185	38	223	111	109	220	95	117	212				27
171	26	197	122	64	186	95	93	188				28
314	45	359	180	178	358	128	217	345				29
436	58	494	242	232	474	175	289	464				30
281	69	350	186	160	346	138	201	339				31
478	57	535	272	249	521	203	314	517				32
404	61	465	258	193	451	195	249	444				33
146	22	168	110	56	166	49	108	157				34
269	34	303	180	122	302	127	165	292				35
503	61	564	286	258	544	253	285	538				36
399	41	440	222	203	425	161	260	421				37
14509	2100	16509	8798	7348	16146	6460	9243	15703				TOTAL
535	110	645	367	314	681	287	384	671				Harrison-1
236	47	283	136	138	274	120	153	273				2
312	78	390	187	194	381	173	208	381				3
382	63	445	200	242	442	152	289	441				4
436	77	513	246	263	509	196	302	498				5
441	68	509	240	257	497	193	301	494				6
272	45	317	150	155	305	120	177	297				7
151	36	187	105	77	182	80	97	177				8
184	28	212	119	86	205	92	108	200				11
275	43	318	142	169	311	119	187	306				12
1210	92	1302	835	446	1281	488	761	1249				C.B.
												C.B.
												C.B.
												TOTAL
4434	687	5121	2727	2341	5068	2020	2967	4987				
18943	2687	21630	11525	9689	21214	8480	12260	20740				SUB-TOTAL SECTION 8 (A) Continued on Section 8 (B)

STATEMENT OF VOTES, GENERAL ELECTION, TUESDAY, NOVEMBER 7th, 1978

32

NAMES OF
TOWNSHIPS AND
ELECTION DISTRICTS
MACOMB SECTION 8 (A)
DISTRICT 75

YES	NO	TOTAL	YES	NO	TOTAL	YES	NO	TOTAL	YES	NO	TOTAL
-----	----	-------	-----	----	-------	-----	----	-------	-----	----	-------

Clinton-1

2

3A

4

5

6

7

8

9

10

11

12

14

14 A

15

16

17

18

19

21

22

23

24

25

26

27

28

29

30

31

32

33

34

35

36

37

TOTAL

Harrison-1

2

3

4

5

6

7

8

11

12

C.B.

C.B.

C.B.

TOTAL

SUB-TOTAL SECTION 8 (A)

Continued on Section 8 (B)

STATEMENT OF VOTES, GENERAL ELECTION, TUESDAY, NOVEMBER 7th, 1978

		GOVERNOR & LIEUTENANT GOVERNOR				SECRETARY OF STATE						
		WILLIAM B. FITZGERALD OLIVIA P. MAYNARD DEM.		WILLIAM G. MILLIKEN JAMES H. BRICKLEY REP.		RICHARD H. AUSTIN DEM.		MELVIN L. LARSEN REP.		NAMES OF TOWNSHIPS AND ELECTION DISTRICTS MACOMB SECTION 8 (B) DISTRICT 75		POLL BOOK TOTALS
Totals				TOTALS				TOTALS				
508	346	109		455	418	41		459		CITY OF MOUNT CLEMENS-1		
565	141	400		541	305	225		530		2		
555	233	290		523	325	176		501		3		
572	224	321		545	339	178		517		4		
310	201	69		270	236	24		260		5		
539	233	273		506	344	146		490		6		
										7		
430	160	245		405	272	125		397		8		
641	246	370		616	386	215		601		9		
347	69	222		341	171	155		326		10		
1013	270	697		967	518	432		950		C.B. /		
										C.B.		
										TOTAL		
5480	2123	3046		5169	3314	1717		5031				
119	50	60		110	82	28		110		CITY OF STERLING HEIGHTS-44		
541	209	316		525	362	163		525		45		
363	153	195		348	255	83		338		46		
532	229	277		516	367	135		502		47		
289	146	127		273	209	60		269		54		
470	193	263		456	327	123		450		55		
133	50	75		125	93	30		123		56		
524	210	305		515	329	175		504		57		
475	176	284		460	334	116		450		58		
192	74	105		179	112	66		178		68		
339	138	191		329	239	84		323		69		
										TOTAL		
3917	1638	2198		4826	2709	1063		3772				
9457	3761	5244		9005	6023	2780		8803		SUB-TOTAL SECTION 8 (B)		
22771	8453	13353	7	21813	14074	7220		21244		SUB-TOTAL SECTION 8 (A)		
										TOTAL SECTION 8		
32228	12214	18597	7	30818	20097	10000		30097				

STATEMENT OF VOTES, GENERAL ELECTION, TUESDAY, NOVEMBER 7th, 1978

2	ATTORNEY GENERAL					UNITED STATES SENATOR		
	DEM.	REP.	AIP		TOTALS	DEM.	REP.	TOTALS
NAMES OF TOWNSHIPS AND ELECTION DISTRICTS MACOMB SECTION 8 (B) DISTRICT 75	FRANK J. KELLEY	STEPHEN C. BRANSDORFER	JAMES E. WELLS	<i>Scattered</i>		CARL LEVIN	ROBERT P. GRIFFIN	
CITY OF MOUNT CLEMENS-1	375	38	3		416	378	67	445
2	284	230	3		517	239	206	545
3	335	145	12		492	295	228	523
4	336	153	9		498	273	269	542
5	207	20	6	1	234	225	32	257
6	324	132	9	1	466	292	208	500
7								
8	275	110	4		389	219	186	405
9	390	202	5		597	304	314	618
10	159	160			317	105	223	328
C.B.	555	377	2		934	390	558	948
C.B.								
TOTAL	3238	1567	53	2	4860	2720	2391	5111
CITY OF STERLING HEIGHTS-44	90	18	2		110	60	56	116
45	398	115	10		523	290	237	527
46	257	62	15		334	209	141	350
47	390	86	19		495	276	239	515
54	219	43	5		267	157	116	273
55	335	99	14		448	252	202	454
56	98	23	4		125	64	65	129
57	377	120	5		502	269	244	513
58	343	97	10		450	267	200	467
68	120	49	5		174	89	96	185
69	234	76	4		314	171	155	326
TOTAL	2861	1088	93		3742	2104	1751	3855
SUB-TOTAL SECTION 8 (B)	6099	2355	146	2	8602	4824	4142	8966
SUB-TOTAL SECTION 8 (A)	14711	6024	355		21095	11054	10826	21881
TOTAL SECTION 8	20810	8384	501	2	29697	15878	14968	30847

STATEMENT OF VOTES, GENERAL ELECTION, TUESDAY, NOVEMBER 7th, 1978

Repres't've in Congress		12th	District	Repres't've in Congress		18th	District	3
DEM.	REP.		TOTALS	DEM.	REP.	A.I.P.	TOTALS	NAMES OF TOWNSHIPS AND ELECTION DISTRICTS
DAVID E. BONIOR	KIRBY HOLMES			JAMES J. BLANCHARD	ROBERT J. SALLOUM	DAVID DREXLER		MACOMB SECTION 8 (B) DISTRICT 75
387	45		432					CITY OF MOUNT CLEMENS-1
207	217		524					2
314	180		494					3
311	207		518					4
207	31		238					5
315	125		490					6
222	173		395					7
362	228		590					8
138	179		317					9
459	468		927					10
								C.B.
								C.B.
								TOTAL
3022	1903		4925					
								CITY OF STERLING HEIGHTS-44
				86	23	0	109	44
				376	106	11	493	45
				249	57	9	315	46
				371	96	13	480	47
				199	50	7	256	54
				329	90	16	435	55
				93	24	0	117	56
				359	110	4	473	57
				342	87	5	434	58
				127	45	3	175	68
				222	68	5	295	69
								TOTAL
				2753	156	13	3582	
3022	1903		4925	2753	756	73	3582	SUB-TOTAL SECTION 8 (B)
12894	8174		21068					SUB-TOTAL SECTION 8 (A)
								TOTAL SECTION 8
15916	10107		25993	2753	756	73	3582	

STATEMENT OF VOTES, GENERAL ELECTION, TUESDAY, NOVEMBER 7th, 1978

4	Repres't'Ve in Congress _____ District					Repres't'Ve in Congress _____ District				
	DEM.	REP.			TOTALS	DEM.	REP.			TOTALS
NAMES OF TOWNSHIPS AND ELECTION DISTRICTS MACOMB SECTION 8 (B) DISTRICT 75										
CITY OF MOUNT CLEMENS—1										
2										
3										
4										
5										
6										
7										
8										
9										
10										
C.B.										
C.B.										
TOTAL										
CITY OF STERLING HEIGHTS—44										
45										
46										
47										
54										
55										
56										
57										
58										
68										
69										
TOTAL										
SUB-TOTAL SECTION 8 (B)										
SUB-TOTAL SECTION 8 (A)										
TOTAL SECTION 8										

STATEMENT OF VOTES, GENERAL ELECTION, TUESDAY, NOVEMBER 7th, 1978

STATE SENATOR <u>9th</u> DISTRICT				STATE SENATOR <u>27th</u> DISTRICT				5	
THOMAS GUASTELLO DEM.	WILLIAM R. ELDRIDGE REP.		TOTALS	ARTHUR J. MILLER, JR. DEM.	DOROTHY S. HYNE REP.		TOTALS	NAMES OF TOWNSHIPS AND ELECTION DISTRICTS SECTION 8 (A) MACOMB DISTRICT 75	
475	449		924	258	173		431	Clinton-1	
				30	14		44	2	
230	162		392	218	17		235	3A	
				251	148		399	4	
				411	168		579	5	
				270	175		445	6	
				316	138		454	7	
253	407		660	286	107		393	8	
				138	94		232	9	
				122	62		184	10	
136	77		213	442	249		691	11	
146	176		322	321	161		482	12	
386	255		641					14	
199	274		473					15	
290	320		610					16	
479	478		957	296	179		475	17	
299	327		626					18	
196	117		313					19	
220	248		468					20	
				143	66		209	21	
				118	63		181	22	
				216	122		338	23	
				264	176		440	24	
				231	86		317	25	
130	387		517					26	
210	241		451	104	53		157	27	
131	166		297					28	
252	255		507					29	
207	207		414					30	
423	454		877	443	225		668	31	
								32	
334	276		610					33	
123	136		259					34	
199	156		355					35	
158	270		428					36	
228	245		473					37	
210	249		459					TOTAL	
141	145		286					Harrison-1	
104	68		172					2	
84	109		193					3	
143	145		288					4	
496	718		1214					5	
								6	
								7	
								8	
								11	
								12	
								C.B.	
								C.B.	
								C.B.	
								TOTAL	
2220	2511		4737					SUB-TOTAL SECTION 8 (A)	
								Continued on Section 8 (B)	
6459	7063		13522	4435	2251		6686		

STATEMENT OF VOTES, GENERAL ELECTION, TUESDAY, NOVEMBER 7th, 1978

Repres't've in State Legislature <u>75th</u> District				Repres't've in State Legislature _____ District				7
DAVID H. EVANS DEM.	MICHAEL C. SESSA REP.		TOTALS	DEM.	REP.	TOTALS	NAMES OF TOWNSHIPS AND ELECTION DISTRICTS MACOMB SECTION 8 (B) DISTRICT 75	
387	45		432				CITY OF MOUNT CLEMENS-1	
298	213		511				2	
325	153		478				3	
302	182		484				4	
196	18		214				5	
304	145		449				6	
							7	
252	117		369				8	
371	214		585				9	
141	150		291				10	
510	415		925				C.B.	
							C.B.	
							TOTAL	
308	52		360					
30	16		46					
71	36		107				CITY OF STERLING HEIGHTS-44	
318	151		469				45	
198	91		289				46	
334	122		456				47	
195	55		250				54	
291	126		417				55	
63	45		108				56	
295	165		460				57	
259	147		406				58	
114	53		167				68	
182	96		278				69	
							TOTAL	
73	20		93					
20	108		128					
5406	2739		8145				SUB-TOTAL SECTION 8 (B)	
12173	7633		19806				SUB-TOTAL SECTION 8 (A)	
17579	10372		27951				TOTAL SECTION 8	

STATEMENT OF VOTES, GENERAL ELECTION, TUESDAY, NOVEMBER 7th, 1978

8	Repres't've in State Legislature _____ District					Repres't've in State Legislature _____ District				
	DEM.	REP.			TOTALS	DEM.	REP.			TOTALS
NAMES OF TOWNSHIPS AND ELECTION DISTRICTS MACOMB SECTION 8 (B) DISTRICT 75										
CITY OF MOUNT CLEMENS-1										
2										
3										
4										
5										
6										
7										
8										
9										
10										
C.B.										
C.B.										
TOTAL										
CITY OF STERLING HEIGHTS-44										
45										
46										
47										
54										
55										
56										
57										
58										
68										
69										
TOTAL										
SUB-TOTAL SECTION 8 (B)										
SUB-TOTAL SECTION 8 (A)										
TOTAL SECTION 8										

STATEMENT OF VOTES, GENERAL ELECTION, TUESDAY, NOVEMBER 7th, 1978

THE STATE BOARD OF EDUCATION					REGENTS OF THE UNIVERSITY OF MICHIGAN					9
DEM. MALCOLM G. DADE, JR.	DEM. ANNETTA MILLER	REP. BARBARA DUMOUCHELLE	REP. SILVERENIA G. KANOYTON	TOTALS	DEM. PAUL BROWN	DEM. JAMES L. WATERS	REP. JOHN R. AXE	REP. GILBERT E. BURSLEY	TOTALS	NAMES OF TOWNSHIPS AND ELECTION DISTRICTS MACOMB DISTRICT 75 SECTION 8 (B)
332	351	42	34	759	342	333	35	38	748	CITY OF MOUNT CLEMENS-1
154	234	260	209	857	196	174	217	225	812	2
195	268	178	148	789	234	226	138	148	746	3
187	256	212	168	823	226	215	166	178	785	4
173	178	30	24	405	177	180	21	21	399	5
235	249	170	132	786	234	225	144	144	747	6
										7
165	193	147	130	635	192	177	107	132	608	8
299	331	237	216	1063	302	292	202	221	1017	9
73	116	176	144	509	96	92	149	147	484	10
295	353	508	398	1554	345	288	429	449	1511	C.B.
										C.B.
										TOTAL
2088	2529	1960	1603	8180	2344	2202	1608	1703	7857	
44	66	39	20	169	55	52	30	28	165	CITY OF STERLING HEIGHTS-44
210	278	205	139	832	239	218	159	154	770	45
141	180	112	73	506	158	137	84	94	473	46
231	294	190	112	827	271	239	129	126	765	47
134	160	90	49	433	165	137	53	64	419	54
188	235	198	128	749	227	201	137	144	709	55
51	66	59	30	206	59	51	38	40	188	56
198	267	203	125	793	232	207	133	143	715	57
199	244	197	99	739	227	198	139	114	678	58
76	90	74	46	286	85	73	54	59	271	68
131	173	124	76	504	152	147	89	96	484	69
										TOTAL
1603	2053	1491	897	6044	1870	1660	1045	1062	5637	
3691	4582	3451	2500	14224	4214	3812	2653	2765	13494	SUB-TOTAL SECTION 8 (B)
8231	10548	9284	6276	34339	9564	8665	7136	7369	32734	SUB-TOTAL SECTION 8 (A)
										TOTAL SECTION 8
11922	15130	12735	8776	48563	13778	12527	9789	10134	46228	

STATEMENT OF VOTES, GENERAL ELECTION, TUESDAY, NOVEMBER 7th, 1978

10	THE BOARD OF TRUSTEES OF MICHIGAN STATE UNIVERSITY					THE BOARD OF GOVERNORS OF WAYNE STATE UNIVERSITY					TOTALS
	DEM.	DEM.	REP.	REP.	TOTALS	DEM.	DEM.	REP.	REP.	TOTALS	
NAMES OF TOWNSHIPS AND ELECTION DISTRICTS MACOMB SECTION 8 (B) DISTRICT 75	CAROLE LICK	BARBARA J. SAWYER	PAUL V. GADOLA	MARY P. SHARP	TOTALS	LEON H. ATCHISON	MAX J. PINCUS	JAMES R. HALEY	LAURA REYES KOPACK	Seated	TOTALS
CITY OF MOUNT CLEMENS-1	320	337	39	45	741	330	315	46	43		734
2	198	172	227	233	810	167	188	229	220		804
3	215	234	143	161	753	212	196	161	167		736
4	207	223	167	190	787	208	192	185	179		764
5	166	177	22	27	392	169	175	27	21		392
6	229	230	150	152	761	231	229	164	128	1	753
7											
8	177	179	122	134	612	170	164	137	124		595
9	293	298	223	225	1039	277	292	230	211		1010
10	81	100	155	151	487	82	91	169	142		484
C.B.	298	233	461	429	1521	290	315	460	420		1485
C.B.											
TOTAL	2164	2283	1709	1747	7903	2136	2157	1908	1655	01	7157
CITY OF STERLING HEIGHTS-44	51	55	31	32	169	48	45	32	32		157
45	215	223	173	153	764	203	192	177	171		743
46	138	143	94	86	461	135	130	101	92		458
47	234	246	140	142	762	224	220	154	150		748
54	131	148	63	65	407	140	127	78	66		411
55	187	209	153	159	708	194	186	169	144		693
56	53	48	41	44	186	50	47	45	42		184
57	201	206	149	156	712	206	197	152	143		698
58	198	199	138	146	681	196	183	139	145		663
68	72	66	68	65	271	63	57	72	65		257
69	142	143	101	97	483	138	137	111	93		479
TOTAL	1622	1686	1151	1145	5604	1597	1521	1230	1143		5491
SUB-TOTAL SECTION 8 (B)	3786	3969	2860	2892	13507	3733	3678	3038	2798	01	13248
SUB-TOTAL SECTION 8 (A)	8405	9015	7600	7765	32785	8415	8446	8076	7334		32271
TOTAL SECTION 8	12191	12984	10460	10657	46292	12148	12124	11114	10132	01	45519

STATEMENT OF VOTES, GENERAL ELECTION, TUESDAY, NOVEMBER 7th, 1978

Justices of the Supreme Court TERM ENDING 1/1/1987 - TWO TO BE ELECTED					Judge of the Court of Appeals <u>2nd</u> District TERM ENDING 1-1-1985 ONE TO BE ELECTED				21	
ALICE L. GILBERT	GARY R. McDONALD	JAMES L. RYAN	G. MENNEN WILLIAMS	Scattered	TOTALS	WALTER P. CYNAR	E. THOMAS FITZGERALD	Scattered	TOTALS	NAMES OF TOWNSHIPS AND ELECTION DISTRICTS MACOMB SECTION 8 (B) DISTRICT 75
87	66	79	280		512	143	111		254	CITY OF MOUNT CLEMENS-1
158	87	295	287		827	396	63		459	2
161	91	254	272		778	303	127		430	3
145	93	247	298		783	306	123		429	4
39	45	51	136		271	71	63		134	5
102	92	215	259		674	277	96		373	6
										7
110	78	188	229		605	240	82		322	8
161	120	329	373		983	409	109		518	9
102	58	191	172		524	233	49		282	10
394	254	624	530		1802	791	148		939	C.B.
										C.B.
1466	984	2473	2836		7759	3169	971		4140	TOTAL
29	21	49	67		166	60	36		96	CITY OF STERLING HEIGHTS-44
133	104	284	292		813	252	147		399	45
93	67	176	182		518	144	115		259	46
135	104	260	287		786	254	158		412	47
57	60	136	167		420	131	97		228	54
124	85	251	260		720	239	127		366	55
43	29	59	78		209	58	41		99	56
142	98	257	269		766	253	135		388	57
144	95	244	258		741	225	148		373	58
46	39	95	99		279	95	50		145	68
94	50	167	171		482	147	99		246	69
										TOTAL
1040	752	1978	2130		5900	1858	1153		3011	
2506	1736	4451	4966		13,659	5027	2124		7151	SUB-TOTAL SECTION 8 (B)
6859	4411	11,000	11,796	2	33,568	12,001	5246	1	17,248	SUB-TOTAL SECTION 8 (A)
8865	6147	15451	16762	2	47,227	17,028	7370	1	24399	TOTAL SECTION 8

STATEMENT OF VOTES, GENERAL ELECTION, TUESDAY, NOVEMBER 7th, 1978

22	Judge of the Circuit Court <u>16th</u> Circuit TERM ENDING <u>1-1-1985</u> TWO TO BE ELECTED				Judge of the Circuit Court _____ Circuit TERM ENDING _____ TO BE ELECTED			
	FRANK E. JEANNETTE	KENNETH N. SANBORN	<i>Scattered</i>	TOTALS				TOTALS
NAMES OF TOWNSHIPS AND ELECTION DISTRICTS MACOMB DISTRICT 75 SECTION 8 (B)								
CITY OF MOUNT CLEMENS-1	228	140		368				
2	347	302		649				
3	339	250		589				
4	330	249		579				
5	110	67		177				
6	337	202		539				
7								
8	233	215		448				
9	429	323		752				
10	228	200		428				
C.B.	838	799	5	1642				
C.B.								
TOTAL	3419	2747	5	6171				
CITY OF STERLING HEIGHTS-44	63	45		108				
45	258	195		453				
46	185	123		308				
47	300	194		494				
54	182	98		280				
55	277	160		437				
56	72	51		123				
57	282	183		465				
58	264	200		464				
68	117	81		198				
69	177	129		306				
TOTAL	2177	1459		3636				
SUB-TOTAL SECTION 8 (B)	5596	4206	5	9807				
SUB-TOTAL SECTION 8 (A)	2345	1124	3	3469				
TOTAL SECTION 8	7941	5330	8	13271				

STATEMENT OF VOTES, GENERAL ELECTION, TUESDAY, NOVEMBER 7th, 1978

Judge of the Probate Court _____ District _____ TERM ENDING 1-1-1985 ONE TO BE ELECTED				Judge of the Probate Court _____ District _____ TERM ENDING 1-1-1983 ONE TO BE ELECTED				23	
JAMES F. NOWICKI			TOTALS	GEORGE E. MONTGOMERY	LAWRENCE P. ZATKOFF		TOTALS	NAMES OF TOWNSHIPS AND ELECTION DISTRICTS MACOMB SECTION 8 (B) DISTRICT 75	
172			172	84	117		201	CITY OF MOUNT CLEMENS-1	
244			344	73	339		412	2	
343			343	129	255		384	3	
332			332	136	242		378	4	
84			84	42	52		94	5	
276			276	98	232		330	6	
								7	
253			253	74	213		287	8	
406			406	135	338		473	9	
213			213	44	229		273	10	
817			817	242	664		906	C.B.	
								C.B.	
								TOTAL	
3240			3240	1057	2681		3738		
76			76	39	40		79	CITY OF STERLING HEIGHTS-44	
307			307	164	185		349	45	
198			198	120	97		217	46	
323			323	188	167		355	47	
184			184	79	104		183	54	
304			304	144	162		306	55	
75			75	43	47		90	56	
298			298	181	166		347	57	
303			303	142	173		315	58	
124			124	44	83		127	68	
196			196	94	133		227	69	
								TOTAL	
388			388	128	187		2595		
5678			5678	2295	4038		6333	SUB-TOTAL SECTION 8 (B)	
13883	1		13884	5526	10142		15668	SUB-TOTAL SECTION 8 (A)	
19511	1		19512	7821	14180		22001	TOTAL SECTION 8	

STATEMENT OF VOTES, GENERAL ELECTION, TUESDAY, NOVEMBER 7th, 1978

24	Judge of the District Court <u>41B</u> District					Judge of the District Court _____ District				
	TERM ENDING 12-31-1984 TWO TO BE ELECTED					TERM ENDING _____ TO BE ELECTED				
NAMES OF TOWNSHIPS AND ELECTION DISTRICTS MACOMB SECTION 8 (B) DISTRICT 75	JOHN G. ROSKOPP				TOTALS	DRANCHAK				TOTALS
CITY OF MOUNT CLEMENS-1	189				189					
2	394				394					
3	356				356					
4	362				362					
5	84				84					
6	299				299					
7										
8	259				259					
9	433				433					
10	258				258					
C.B.	885				885					
C.B.										
TOTAL	3519				3519					
CITY OF STERLING HEIGHTS-44					67					67
45					255					255
46					181					181
47					304					304
54					173					173
55					278					278
56					79					79
57					272					272
58					277					277
68					115					115
69					165					165
TOTAL					2166					2166
SUB-TOTAL SECTION 8 (B)	3519				3519	2166				2166
SUB-TOTAL SECTION 8 (A)										
TOTAL SECTION 8	3519				3519	2166				2166

STATEMENT OF VOTES, GENERAL ELECTION, TUESDAY, NOVEMBER 7th, 1978

Judge of the District Court _____ District _____				Judge of the District Court _____ District _____				25
TERM ENDING _____ TO BE ELECTED				TERM ENDING _____ TO BE ELECTED				
HERMAN C. CAMPBELL	JAMES W. METZ		TOTALS	JACQUELINE G. NANNI	KENNETH J. KOSNIC		TOTALS	NAMES OF TOWNSHIPS AND ELECTION DISTRICTS MACOMB SECTION 8 (B) DISTRICT 75
								CITY OF MOUNT CLEMENS-1
								2
								3
								4
								5
								6
								7
								8
								9
								10
								C.B.
								C.B.
								TOTAL
								CITY OF STERLING HEIGHTS-44
39	26		65	39	53		92	44
228	91		319	180	220		400	45
154	63		217	113	156		269	46
268	95		363	189	239		428	47
120	51		171	86	135		221	54
241	77		318	146	225		371	55
58	37		95	46	55		101	56
228	90		318	170	225		395	57
210	106		316	167	197		364	58
88	46		134	58	83		141	68
155	54		209	132	115		247	69
								TOTAL
1189	136		2525	1376	1103		3079	
								SUB-TOTAL SECTION 8 (B)
								SUB-TOTAL SECTION 8 (A)
								TOTAL SECTION 8

STATEMENT OF VOTES, GENERAL ELECTION, TUESDAY, NOVEMBER 7th, 1978

COMMUNITY COLLEGE TRUSTEES

27

SADIE BIALOCK	HARVEY R. DEAN	STEVEN DeLUCA	ODESSA KOMER	LEON M. KONIECZNY	STEVEN E. ZMUDA	Scattered	TOTALS	NAMES OF TOWNSHIPS AND ELECTION DISTRICTS MACOMB SECTION 8 (B) DISTRICT 75
127	137	179	113	51	31		538	CITY OF MOUNT CLEMENS-1
154	227	167	126	86	57		817	2
168	188	155	152	115	99		877	3
168	189	145	151	120	74		847	4
67	62	36	47	16	25		253	5
134	192	144	107	77	59		713	6
								7
120	186	104	146	59	52		667	8
190	252	231	184	128	84		1069	9
103	147	104	95	77	54		580	10
375	627	363	286	269	180	12	2112	C.B.
								C.B.
								TOTAL
1606	2201	1528	1401	998	1115	12	8413	
42	44	29	37	21	19		192	CITY OF STERLING HEIGHTS-44
171	204	173	140	140	105		933	45
97	126	103	97	73	61		557	46
181	179	153	150	144	90		897	47
83	118	79	71	58	55		464	54
143	175	140	113	102	93		766	55
34	53	38	24	28	33		220	56
133	180	194	101	125	103		836	57
141	155	148	127	105	85		761	58
66	77	56	50	41	35		325	68
83	121	124	75	78	60		541	69
								TOTAL
1174	1432	1231	995	915	1139		6492	
2780	3639	2765	3402	1913	1454	12	14965	SUB-TOTAL SECTION 8 (B)
6709	7988	6589	5676	4950	4329	14	36155	SUB-TOTAL SECTION 8 (A)

9489 11627 9354 8078 6863 5683 26 51120

TOTAL SECTION 8

STATEMENT OF VOTES, GENERAL ELECTION, TUESDAY, NOVEMBER 7th, 1978

STATE PROPOSALS

PROPOSAL A PROPOSAL RELATING TO CALLING A CONSTITUTIONAL CONVENTION.			PROPOSAL B PROPOSAL TO PROHIBIT THE GRANTING OF A PAROLE TO A PRISONER CONVICTED OF CERTAIN CRIMES INVOLVING VIOLENCE OR INJURY TO PERSON OR PROPERTY UNTIL AT LEAST AFTER THE MINIMUM SENTENCE HAS BEEN SERVED.			PROPOSAL C PROPOSAL TO PERMIT THE DEPOSIT OF STATE FUNDS IN SAVINGS AND LOAN ASSOCIATIONS AND CREDIT UNIONS AS WELL AS IN BANKS.			PROPOSAL D PROPOSAL TO PROHIBIT ALCOHOLIC BEVERAGES FROM BEING SOLD TO, OR POSSESSED FOR PURPOSES OF PERSONAL CONSUMPTION BY, A PERSON UNDER THE AGE OF 21.			NAMES OF TOWNSHIPS AND ELECTION DISTRICTS MACOMB SECTION 8 (B) DISTRICT 75
YES	NO	TOTAL	YES	NO	TOTAL	YES	NO	TOTAL	YES	NO	TOTAL	
188	199	385	204	171	375	216	159	375	190	208	398	CITY OF MOUNT CLEMENS-1
72	465	537	375	173	548	341	200	541	298	257	555	2
101	415	516	411	111	522	348	162	510	303	230	533	3
118	407	525	413	125	538	344	193	537	311	232	543	4
103	87	190	99	87	186	115	68	183	97	94	191	5
119	354	473	334	139	473	293	166	459	283	198	481	6
												7
83	310	392	306	94	400	239	160	399	252	154	406	8
110	497	607	474	141	615	376	230	606	383	233	616	9
48	276	324	278	51	329	203	120	323	220	115	335	10
272	696	968	813	183	996	521	448	969	712	280	992	C.B.
												C.B.
												TOTAL
1214	3704	4918	3707	1275	4982	2996	1906	4902	3049	2001	5050	
25	91	116	96	32	118	93	31	114	72	46	118	CITY OF STERLING HEIGHTS-44
121	403	524	434	96	530	365	147	512	340	194	534	45
85	261	346	303	48	351	244	106	350	236	119	355	46
106	404	510	437	80	517	340	173	513	326	195	521	47
62	212	274	211	63	274	186	88	274	157	122	279	54
77	379	456	363	97	460	311	142	453	263	199	462	55
26	100	126	112	19	131	94	32	126	77	55	132	56
129	386	515	462	55	517	336	179	515	368	154	522	57
93	374	467	389	82	471	325	143	468	295	177	472	58
34	146	180	187	26	183	99	74	173	124	56	180	68
65	260	325	289	44	333	222	104	326	218	118	336	69
												TOTAL
823	3016	3839	3243	642	3885	2605	1219	3824	2476	1485	3911	
2037	6720	8757	6950	1919	8867	5601	3125	8726	5525	3436	8961	SUB-TOTAL SECTION 8 (B)
4776	16231	21407	17626	4167	21793	13877	7344	21261	13787	8229	22016	SUB-TOTAL SECTION 8 (A)
												TOTAL SECTION 8
6813	23351	30164	24576	6084	30660	19978	10509	29987	19312	11665	30977	

STATEMENT OF VOTES, GENERAL ELECTION, TUESDAY, NOVEMBER 7th, 1978

STATE PROPOSALS

NAMES OF TOWNSHIPS AND ELECTION DISTRICTS MACOMB DISTRICT 75	PROPOSAL E PROPOSAL FOR TAX LIMITATION.			PROPOSAL G PROPOSAL TO ALLOW COLLECTIVE BARGAINING WITH BINDING ARBITRATION FOR MICHIGAN STATE POLICE TROOPERS.			PROPOSAL H PROPOSAL TO PROHIBIT THE USE OF PROPERTY TAXES FOR SCHOOL OPERATING EXPENSES AND TO ESTABLISH A VOUCHER SYSTEM FOR FINANCING EDUCATION OF STUDENTS AT PUBLIC AND NONPUBLIC SCHOOLS.			PROPOSAL J PROPOSAL TO REDUCE PROPERTY TAX ASSESSMENTS; TO ESTABLISH A MAXIMUM OF 5.8% ON THE RATE OF THE STATE INCOME TAX; TO PROHIBIT LEGISLATURE FROM REQUIRING NEW OR EXPANDED LOCAL PROGRAMS WITHOUT STATE FUNDING; AND TO ALLOW SCHOOL INCOME TAX WITH VOTER APPROVAL.		
	YES	NO	TOTAL	YES	NO	TOTAL	YES	NO	TOTAL	YES	NO	TOTAL
	CITY OF MOUNT CLEMENS-1	122	268	390	206	171	377	71	324	395	115	263
2	269	275	544	259	286	545	119	429	548	149	393	542
3	276	242	518	294	214	508	187	328	515	203	311	514
4	264	267	531	304	221	525	166	372	538	194	341	535
5	67	128	195	98	80	178	45	149	194	59	125	184
6	248	228	476	260	206	466	120	362	482	175	302	477
7												
8	228	174	402	211	182	393	112	287	399	152	247	399
9	320	288	608	323	281	604	149	462	611	227	380	607
10	197	133	330	173	150	323	77	251	328	114	209	323
C.B.	618	343	961	539	439	978	368	615	983	424	523	947
C.B.												
TOTAL	2609	2346	4955	2667	2230	4897	1414	3579	4993	1512	2094	4906
CITY OF STERLING HEIGHTS-44	62	50	112	81	34	115	36	81	117	54	60	114
45	295	233	528	321	206	527	109	419	528	184	344	528
46	190	156	346	205	145	350	78	268	346	136	208	344
47	275	236	511	326	118	444	118	396	514	198	318	516
54	132	144	276	179	95	274	50	226	276	77	198	275
55	272	188	460	263	190	453	108	349	457	153	304	457
56	72	58	130	82	44	126	29	101	130	38	92	130
57	287	228	515	308	208	516	112	409	521	187	326	513
58	284	178	462	276	190	466	114	351	465	166	301	467
68	109	76	185	90	89	179	59	124	183	70	111	181
69	192	139	331	183	145	328	69	264	333	122	209	331
TOTAL	2170	1686	3856	2314	1464	3778	482	2988	3870	1385	2471	3856
SUB-TOTAL SECTION 8 (B)	4779	4032	8811	4981	3694	8675	2296	6567	8863	3197	5565	8762
SUB-TOTAL SECTION 8 (A)	12783	8766	21549	11913	9607	21520	6239	15424	21663	9166	12387	21553
TOTAL SECTION 8	17562	12798	30360	16894	13301	30195	8535	21991	30526	12363	17952	30315

STATE PROPOSALS

PROPOSAL K PROPOSAL TO GRANT AUTHORITY TO COURTS TO DENY BAIL UNDER CERTAIN CIRCUMSTANCES INVOLVING VIOLENT CRIMES.			PROPOSAL M PROPOSAL TO ALLOCATE AT LEAST 90% OF GAS TAX REVENUES FOR GENERAL ROAD PURPOSES AND THE REMAINDER FOR OTHER TRANSPORTATION PURPOSES AND TO REPLACE STATE HIGHWAY COMMISSION WITH A TRANSPORTATION COMMISSION.			PROPOSAL R PROPOSAL TO AUTHORIZE CREATION OF A RAILROAD REDEVELOPMENT AUTHORITY TO MAKE LOANS TO RAILROADS WITH TRACKAGE IN MICHIGAN AND TO AUTHORIZE AUTHORITY TO ISSUE GENERAL OBLIGATION BONDS IN AMOUNT NOT TO EXCEED 175 MILLION DOLLARS.			NAMES OF TOWNSHIPS AND ELECTION DISTRICTS MACOMB SECTION 8 (B) DISTRICT 75			
YES	NO	TOTAL	YES	NO	TOTAL	YES	NO	TOTAL	YES	NO	TOTAL	
250	125	375	188	182	370	169	186	355				CITY OF MOUNT CLEMENS-1
432	112	544	274	262	536	259	273	532				2
440	80	520	263	241	504	266	228	494				3
427	100	527	278	250	528	244	271	515				4
116	60	176	99	76	175	96	77	173				5
380	89	469	240	213	453	202	246	448				6
												7
333	61	394	209	186	395	170	214	384				8
514	102	616	301	294	595	240	350	590				9
295	30	325	166	156	322	128	192	320				10
888	99	987	596	364	960	429	519	948				C.B.
												C.B.
												TOTAL
4075	858	4933	2614	2224	4838	2208	2556	4764				
106	11	117	60	53	113	45	68	113				CITY OF STERLING HEIGHTS-44
470	53	523	298	213	511	207	289	496				45
326	27	353	191	149	340	141	189	330				46
459	58	517	275	235	510	187	369	496				47
238	39	277	131	143	274	108	162	270				54
390	67	457	251	201	452	193	255	448				55
122	7	129	82	44	126	62	56	118				56
469	47	516	253	255	508	170	331	501				57
413	54	467	242	220	462	185	270	455				58
153	24	177	100	75	175	65	109	174				68
293	36	329	171	151	322	118	195	313				69
												TOTAL
3439	428	3867	2054	1739	3793	1481	2283	3764				
7514	1281	8795	4668	3763	8431	3684	4789	8473				SUB-TOTAL SECTION 8 (B)
8,943	2,687	11,630	11,525	9,689	21,214	8,480	12,260	20,740				SUB-TOTAL SECTION 8 (A)
20,457	3,968	24,425	16,198	13,652	29,850	12,164	17,049	29,213				TOTAL SECTION 8

STATEMENT OF VOTES, GENERAL ELECTION, TUESDAY, NOVEMBER 7th, 1978

Voters	GOVERNOR & LIEUTENANT GOVERNOR				SECRETARY OF STATE				NAMES OF TOWNSHIPS AND ELECTION DISTRICTS MACOMB DISTRICT 78 SECTION 9	POLL BOOK TOTALS
	WILLIAM B. FITZGERALD OLIVIA P. MAYNARD DEM.	WILLIAM G. MILLIKEN JAMES H. BRICKLEY REP.	TOTALS		RICHARD H. AUSTIN DEM.	MELVIN L. LARSEN REP.	TOTALS			
901 416 1317	373 185 558	493 210 703	866 395 1261	525 244 769	293 144 437	818 388 1206		Armada-1 2 TOTAL		
623 271 535 129	209 122 153 484	377 140 360 877	586 262 513 1361	326 157 243 726	246 94 265 605	572 251 508 1331		Bruce-1B 2 2 3 TOTAL CB Total		
273	119	143	262	155	88	243		CITY OF MEMPHIS		
3021 34,227	1161 12009	1723 16565	2884 28576	1650 18362	1130 8263	2780 26625		TOTAL SECTION 9 TOTAL SECTION 1		
30,061	11940	17,102	29,051	17,593	10,276	27,870		TOTAL SECTION 2		
21,722	10778	9991	20770	13850	5156	19007		TOTAL SECTION 3		
30143	12187	16,756	28949	19590	8836	28427		TOTAL SECTION 4		
21,891	10529	10530	21063	14140	5398	20,094		TOTAL SECTION 5		
23,668	10550	12,055	22,606	15,022	5944	20,957		TOTAL SECTION 6		
28,076	10873	16015	26901	16072	8698	25311		TOTAL SECTION 7		
32,228	12214	18597	30818	20,097	10,000	30,097		TOTAL SECTION 8		
225,037	97,241	119,334	211,618	137,462	63,701	201,168		GRAND TOTAL		

✓

STATEMENT OF VOTES, GENERAL ELECTION, TUESDAY, NOVEMBER 7th, 1978

2	ATTORNEY GENERAL					UNITED STATES SENATOR				
	NAMES OF TOWNSHIPS AND ELECTION DISTRICTS MACOMB SECTION 9 DISTRICT 78	DEM. FRANK J. KELLEY	REP. STEPHEN C. BRANSDORFER	AIP JAMES E. WELLS	TOTALS	DEM. CARL LEVIN	REP. ROBERT P. GRIFFIN	TOTALS		
Armada-1	560	243	4	807	425	436	861			
2	257	107	13	377	196	201	397			
TOTAL	817	350	17	1184	621	637	1258			
Bruce-1B	357	195	9	561	254	339	593			
2	164	74	5	242	171	115	256			
 CB.	291	196	5	492	189	321	510			
Total	812	465	19	1296	584	775	1359			
CITY OF MEMPHIS	180	60	2	242	142	110	252			
TOTAL SECTION 9	1809	875	38	2722	1347	1522	2869			
TOTAL SECTION 1	19,799	6407	254	26,460	14721	13311	28032			
TOTAL SECTION 2	18905	8232	290	27427	13981	14768	28755			
TOTAL SECTION 3	15087	3608	232	18,929	12294	7924	20,218			
TOTAL SECTION 4	2107	6956	493	28,557	15,456	13,602	29,059			
TOTAL SECTION 5	15,678	4,123	166	19,967	12,412	8523	20,936			
TOTAL SECTION 6	16,194	4,517	206	20,917	12,903	9221	22,125			
TOTAL SECTION 7	17590	7293	244	25,127	13569	12897	26,468			
TOTAL SECTION 8	20810	8384	321	29697	15878	14968	30847			
GRAND TOTAL	146,979	50,395	2,124	199,803	112,561	96,736	209,309			

✓

STATEMENT OF VOTES, GENERAL ELECTION, TUESDAY, NOVEMBER 7th, 1978

Repres't'Ve in Congress 12th District				Repres't'Ve in Congress 14th District				3
DEM. DAVID E. BONIOR	REP. KIRBY HOLMES		TOTALS	LUCIANA N. NEDZI-DEM.	REP. John Getz		TOTALS	NAMES OF TOWNSHIPS AND ELECTION DISTRICTS
367	428		795					MACOMB DISTRICT 78 SECTION 9
186	187		373					Armada-1
553	615		1168					2
								TOTAL
251	311		562					Bruce-1B
117	130		247					2
195	308		503					CB TOTAL
563	749		1312					TOTAL
132	98		230					CITY OF MEMPHIS
1248	1462		2710					TOTAL SECTION 9
				1712	651		2363	TOTAL SECTION 1
12820	14985		27805					TOTAL SECTION 2
				10443	3367		13810	TOTAL SECTION 3
624	700		1324					TOTAL SECTION 4
12,819	6455		19274					TOTAL SECTION 5
1181	901		2082	12,134	4693		16,827	TOTAL SECTION 6
13743	10798	1	24542					TOTAL SECTION 7
15916	10077		25993					TOTAL SECTION 8
58351	45378	1	103730	37299	8711		33000	GRAND TOTAL

STATEMENT OF VOTES, GENERAL ELECTION, TUESDAY, NOVEMBER 7th, 1978

4	Repres't'Ve in Congress <u>18th</u> District				Repres't'Ve in Congress _____ District			
	NAMES OF TOWNSHIPS AND ELECTION DISTRICTS MACOMB SECTION 9 DISTRICT 78	James J. Blanchard DEM.	Robert Salloum REP.	David Drexler AIP	TOTALS	DEM.	REP.	TOTALS
Armada-1								
2								
TOTAL								
Bruce-1B								
2								
TOTAL								
CITY OF MEMPHIS								
TOTAL SECTION 9								
TOTAL SECTION 1	16,763	4,941	250	21,954				
TOTAL SECTION 2								
TOTAL SECTION 3	2,539	662	39	3,240				
TOTAL SECTION 4	19,655	5,539	491	25,735				
TOTAL SECTION 5								
TOTAL SECTION 6								
TOTAL SECTION 7								
TOTAL SECTION 8	2,753	756	73	3,582				
GRAND TOTAL	41,710	11,948	853	54,511				

STATEMENT OF VOTES, GENERAL ELECTION, TUESDAY, NOVEMBER 7th, 1978

STATE SENATOR <u>9th</u> DISTRICT				STATE SENATOR <u>28th</u> DISTRICT				5
THOMAS GUASTELLO DEM.	WILLIAM R. ELDRIDGE REP.		TOTALS	KATHLEEN M. ASHER DEM.	ALVIN DeGROW REP.		TOTALS	NAMES OF TOWNSHIPS AND ELECTION DISTRICTS MACOMB SECTION 9 DISTRICT 78
399	402		801					Armada-1
195	172		367					2
<i>Total</i> 594	<i>574</i>		<i>1168</i>					TOTAL
244	303		547					Bruce-1B
122	119		241					2
189	307		496					TOTAL
<i>Total</i> 555	<i>729</i>		<i>1284</i>					
				123	94		217	CITY OF MEMPHIS
1149	1303		2452	123	94		217	TOTAL SECTION 9
								TOTAL SECTION 1
13488	13000		26488					TOTAL SECTION 2
								TOTAL SECTION 3
15492	11621		27113					TOTAL SECTION 4
								TOTAL SECTION 5
								TOTAL SECTION 6
								TOTAL SECTION 7
8626	8536		17162					TOTAL SECTION 8
38755	34460		73215	123	94		217	GRAND TOTAL

STATEMENT OF VOTES, GENERAL ELECTION, TUESDAY, NOVEMBER 7th, 1978

6	STATE SENATOR <u>26</u> DISTRICT				STATE SENATOR <u>27</u> DISTRICT			
	Gilbert DiNello DEM.	Edwin Parkinson REP.		TOTALS	Arthur J. Miller DEM.	Dorothy S. Hyne REP.		TOTALS
NAMES OF TOWNSHIPS AND ELECTION DISTRICTS MACOMB SECTION 9 DISTRICT 78								
Armada-1								
2								
TOTAL								
Bruce-1B								
2								
TOTAL								
CITY OF MEMPHIS								
TOTAL SECTION 9								
TOTAL SECTION 1	787	331		1118	17,952	5807		23,759
TOTAL SECTION 2								
TOTAL SECTION 3	7513	2616	1	10130	4506	1398		5904
TOTAL SECTION 4					145	37		182
TOTAL SECTION 5					13,528	4682		18210
TOTAL SECTION 6	14,474	4607		19,081				
TOTAL SECTION 7	13224	8354		21,578				
TOTAL SECTION 8					7311	3840		11151
GRAND TOTAL	35,998	15,908	01	51,907	42,742	15,764		58,506

STATEMENT OF VOTES, GENERAL ELECTION, TUESDAY, NOVEMBER 7th, 1978

STATE SENATOR <u>9th</u> DISTRICT				STATE SENATOR <u>27th</u> DISTRICT				5
THOMAS GUASTELLO DEM.	WILLIAM R. ELDRIDGE REP.		TOTALS	ARTHUR J. MILLER, JR. DEM.	DOROTHY S. HYNE REP.		TOTALS	NAMES OF TOWNSHIPS AND ELECTION DISTRICTS MACOMB SECTION 8 (B) DISTRICT 75
				344	43		387	CITY OF MOUNT CLEMENS-1
				248	215		463	2
				292	152		444	3
				284	173		457	4
				183	26		209	5
				279	141		420	6
								7
				233	114		347	8
				365	198		563	9
				145	137		282	10
				503	390		893	C.B.
								C.B.
								TOTAL
				2876	1589		4465	
67	45		112					CITY OF STERLING HEIGHTS-44
266	225		491					45
191	136		327					46
298	187		485					47
172	92		264					54
253	188		441					55
91	49		120					56
273	213		486					57
284	155		439					58
101	75		176					68
191	108		299					69
								TOTAL
2167	1473		3640	2876	1589		4465	SUB-TOTAL SECTION 8 (B)
6459	7063		13522	4435	2251		6686	SUB-TOTAL SECTION 8 (A)
8626	8536		17162	7311	3840		11151	TOTAL SECTION 8

STATEMENT OF VOTES, GENERAL ELECTION, TUESDAY, NOVEMBER 7th, 1978

Repres't've in State Legislature <u>78th</u> District				Repres't've in State Legislature _____ District				7
LARRY E. BURKHALTER DEM.	JOSEPH E. LANDRY REP.		TOTALS	DEM.	REP.	TOTALS	NAMES OF TOWNSHIPS AND ELECTION DISTRICTS MACOMB SECTION 9 DISTRICT 78	
427	296		723				Armada-1	
243	107		350				2	
670	403		1073				TOTAL	
289	206		495				Bruce-1B	
149	72		221				2	
142	140		282				CB TOTAL	
580	418		998				TOTAL	
153	62		215				CITY OF MEMPHIS	
1403	883		2286				TOTAL SECTION 9	
							TOTAL SECTION 1	
							TOTAL SECTION 2	
							TOTAL SECTION 3	
							TOTAL SECTION 4	
							TOTAL SECTION 5	
							TOTAL SECTION 6	
							TOTAL SECTION 7	
							TOTAL SECTION 8	
1403	883		2286				GRAND TOTAL	

STATEMENT OF VOTES, GENERAL ELECTION, TUESDAY, NOVEMBER 7th, 1978

8	Repres't'Ve in State Legislature _____ District					Repres't'Ve in State Legislature _____ District				
	DEM.	REP.			TOTALS	DEM.	REP.			TOTALS
NAMES OF TOWNSHIPS AND ELECTION DISTRICTS MACOMB SECTION 9 DISTRICT 78										
Armada-1										
2										
TOTAL										
Bruce-1B										
2										
TOTAL										
CITY OF MEMPHIS										
TOTAL SECTION 9										
TOTAL SECTION 1										
TOTAL SECTION 2										
TOTAL SECTION 3										
TOTAL SECTION 4										
TOTAL SECTION 5										
TOTAL SECTION 6										
TOTAL SECTION 7										
TOTAL SECTION 8										
GRAND TOTAL										

STATEMENT OF VOTES, GENERAL ELECTION, TUESDAY, NOVEMBER 7th, 1978

THE STATE BOARD OF EDUCATION					REGENTS OF THE UNIVERSITY OF MICHIGAN					TOTALS	NAMES OF TOWNSHIPS AND ELECTION DISTRICTS MACOMB DISTRICT 78 SECTION 9
MALCOLM G. DADE, JR. DEM.	ANNETTA MILLER DEM.	BARBARA DUMOUCHELLE REP.	SILVERENIA O. KANOYTON REP.	TOTALS	PAUL BROWN DEM.	JAMES L. WATERS DEM.	JOHN R. AXE REP.	GILBERT E. BURSLEY REP.	TOTALS		
293	400	323	259	1275	364	313	257	293	1227	Armada-1	
159	203	149	117	628	177	154	125	144	600	2	
462	603	472	376	1903	541	467	382	437	1827	TOTAL	
172	226	255	213	866	197	179	205	222	803	Bruce-1B	
105	110	98	83	396	111	90	86	89	376	2	
151	183	283	225	842	160	178	238	244	790	TOTAL	
Total	428	519	636	2104	468	417	529	555	1969	Total	
114	142	83	69	408	130	118	69	75	392	CITY OF MEMPHIS	
994	1264	1191	966	4415	1139	1002	980	1067	4188	TOTAL SECTION 9	
11682	14211	9693	6925	42513	12932	12180	7279	7854	40249	TOTAL SECTION 1	
10519	13430	12031	9315	45327	12135	11461	9558	10770	43325	TOTAL SECTION 2	
9455	11368	5530	4029	30382	10334	10034	4135	4567	29070	TOTAL SECTION 3	
11823	14842	11758	7401	45826	13566	12102	8618	8871	43158	TOTAL SECTION 4	
10058	12161	6955	4646	33820	11357	10837	4901	5277	32372	TOTAL SECTION 5	
101026	121021	69880	4969	33996	11087	10551	5248	5677	32563	TOTAL SECTION 6	
10274	12348	10784	7965	41312	11660	10872	8234	8794	39580	TOTAL SECTION 7	
11922	15130	12735	8776	48563	13778	12527	9789	10134	46228	TOTAL SECTION 8	
96793	106775	77657	54932	326154	97988	91586	58742	62411	310733	GRAND TOTAL	

✓

STATEMENT OF VOTES, GENERAL ELECTION, TUESDAY, NOVEMBER 7th, 1978

10	THE BOARD OF TRUSTEES OF MICHIGAN STATE UNIVERSITY					THE BOARD OF GOVERNORS OF WAYNE STATE UNIVERSITY						
	DEM. CAROLE LICK	DEM. BARBARA J. SAWYER	REP. PAUL V. GADOLA	REP. MARY P. SHARP	TOTALS	DEM. LEON H. ATCHISON	DEM. MAX J. PINCUS	REP. JAMES R. HALEY	REP. LAURA REYES KOPACK	TOTALS		
NAMES OF TOWNSHIPS AND ELECTION DISTRICTS MACOMB SECTION 9 DISTRICT 78												
Armada-1	319	343	282	302	1246	314	300	299	297	1209		
2	153	171	139	143	606	155	170	146	124	595		
TOTAL	472	514	421	445	1852	469	470	444	421	1804		
Bruce-TR 2	200	191	201	226	818	175	175	229	212	791		
2 3	100	94	97	92	383	99	86	96	91	372		
TOTAL C, B	149	143	262	245	799	141	134	262	340	777		
Total	449	428	560	563	2000	415	395	587	543	1940		
CITY OF MEMPHIS	122	127	75	79	403	114	110	82	79	385		
TOTAL SECTION 9	1043	1069	1056	1087	4255	998	975	1113	1043	4129		
TOTAL SECTION 1	11523	12370	8401	8071	5	40370	11365	11864	8583	8032	5	39849
TOTAL SECTION 2	1122	11659	10381	10583	43835	10780	10714	10850	10293	42637		
TOTAL SECTION 3	9538	10145	4734	4658	29075	9575	9561	4893	4748	28777		
TOTAL SECTION 4	11929	121624	9356	9079	1	42989	11713	11807	9776	9171	2	42469
TOTAL SECTION 5	10316	10886	5510	5838	1	32551	10266	10276	5974	5554	2	32072
TOTAL SECTION 6	10127	10747	5901	5871	32646	10165	10155	6193	5762	32275		
TOTAL SECTION 7	10396	11166	9077	8955	1	39595	10428	10714	9338	8703	39183	
TOTAL SECTION 8	12194	12984	10460	10657	46295	12148	12124	11114	10132	01	45519	
GRAND TOTAL	59275	93650	64876	64799	8	211628	87438	98190	67834	63438	10	206910

✓

STATEMENT OF VOTES, GENERAL ELECTION, TUESDAY, NOVEMBER 7th, 1978

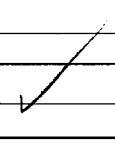
Justices of the Supreme Court TERM ENDING 1/1/1987 - TWO TO BE ELECTED					Judge of the Court of Appeals 2nd District TERM ENDING 1-1-1985 ONE TO BE ELECTED			21		
ALICE L. GILBERT	GARY R. McDONALD	JAMES L. RYAN	G. MENNEN WILLIAMS	TOTALS	WALTER P. CYNAR	E. THOMAS FITZGERALD	TOTALS	NAMES OF TOWNSHIPS AND ELECTION DISTRICTS MACOMB DISTRICT 78 SECTION 9		
248	185	337	386	1156	442	161	603	Armada-1		
117	86	167	174	544	195	87	282	2		
Total	365	271	504	1900	637	248	885	TOTAL		
197	125	285	264	871	257	166	423	Bruce-1B		
65	58	122	139	384	125	84	209	2		
Total	261	125	271	912	339	125	464	TOTAL		
463	308	678	718	2167	721	375	1096			
75	66	136	188	465	202	68	270	CITY OF MEMPHIS		
903	645	1318	1466	4332	1560	691	2251	TOTAL SECTION 9		
718	5473	14485	16362	4	43542	17397	5723	2	23122	TOTAL SECTION 1
8442	6210	12613	14240	41505	13966	7211	21177	TOTAL SECTION 2		
4348	4100	9326	12675	29849	11088	4924	16012	TOTAL SECTION 3		
8046	5384	15283	16268	1	44982	15018	7892	22910	TOTAL SECTION 4	
4667	4746	8926	11935	6	30280	10542	5135	1	151678	TOTAL SECTION 5
5588	4688	9957	13126	1	33160	11836	5391	17227	TOTAL SECTION 6	
7112	5121	12914	14909	1	39857	13594	6708	20302	TOTAL SECTION 7	
8865	6147	15451	16762	02	47227	17028	7370	01	24399	TOTAL SECTION 8
55,189	42,314	100,273	116,943	15	314,734	112,029	51,045	4	163,078	GRAND TOTAL

STATEMENT OF VOTES, GENERAL ELECTION, TUESDAY, NOVEMBER 7th, 1978

22	Judge of the Circuit Court <u>16th</u> Circuit TERM ENDING <u>1-1-1985</u> TWO TO BE ELECTED			Judge of the Circuit Court _____ Circuit TERM ENDING _____ TO BE ELECTED		
	NAMES OF TOWNSHIPS AND ELECTION DISTRICTS MACOMB SECTION 9 DISTRICT 78	FRANK E. JEANNETTE	KENNETH N. SANBORN	TOTALS		TOTALS
Armada-1	499	396		894		
2	238	188		426		
TOTAL	736	584		1320		
Bruce-1B	316	249		565		
2	132	121		253		
TOTAL	448	370		818		
<i>Totals</i>	886	747		1633		
CITY OF MEMPHIS	198	173		371		
TOTAL SECTION 9	1820	1504		3324		
TOTAL SECTION 1	16732	12204	21	28957		
TOTAL SECTION 2	16344	12040	4	28388		
TOTAL SECTION 3	10784	7789		18573		
TOTAL SECTION 4	16602	11327		27929		
TOTAL SECTION 5	12497	8708	3	21208		
TOTAL SECTION 6	13224	8417	8	21649		
TOTAL SECTION 7	15206	10382		25588		
TOTAL SECTION 8	19011	13452	8	32471		
GRAND TOTAL	132720	87873	44	210087		

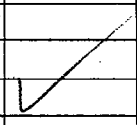
STATEMENT OF VOTES, GENERAL ELECTION, TUESDAY, NOVEMBER 7th, 1978

Judge of the Probate Court _____ District _____ TERM ENDING 1-1-1985 ONE TO BE ELECTED				Judge of the Probate Court _____ District _____ TERM ENDING 1-1-1983 ONE TO BE ELECTED				23
JAMES F. NOWICKI	Req. Term	1985	TOTALS	GEORGE E. MONTGOMERY	LAWRENCE P. ZATKOFF	TOTALS	NAMES OF TOWNSHIPS AND ELECTION DISTRICTS MACOMB SECTION 9 DISTRICT 78	
475				201	358	559	Armada-1	
208				94	151	245	2	
Total 683			683	295	509	804	TOTAL	
309				130	253	383	Bruce-1B	
157				75	109	184	2	
394				152	300	452	TOTAL	
Total 860			860	357	662	1019	Total	
195			195	108	112	220	CITY OF MEMPHIS	
1738			1738	760	1283	2043	TOTAL SECTION 9	
16929	2		16931	11873	10095	21971	TOTAL SECTION 1	
16025	2		16027	7728	10713	18441	TOTAL SECTION 2	
11364			11364	4165	5782	14947	TOTAL SECTION 3	
18156			18156	8826	10844	19670	TOTAL SECTION 4	
11661	2		11663	5665	8700	14366	TOTAL SECTION 5	
72985	1		72986	7630	7589	15219	TOTAL SECTION 6	
15052	1		15053	7873	9899	17772	TOTAL SECTION 7	
19511	01		19512	7821	14180	22001	TOTAL SECTION 8	
123421	09		123430	67341	79085	146430	GRAND TOTAL	



STATEMENT OF VOTES, GENERAL ELECTION, TUESDAY, NOVEMBER 7th, 1978

24	Judge of the District Court <u>42-1</u> District TERM ENDING <u>12-31-1984</u> ONE TO BE ELECTED					Judge of the District Court <u>37</u> District TERM ENDING _____ TO BE ELECTED				
	NAMES OF TOWNSHIPS AND ELECTION DISTRICTS MACOMB SECTION 9 DISTRICT 78	RICHARD D. McLEAN			TOTALS	Sherman P. Faunce	Scattered			TOTALS
Armada-1	508									
2	230									
TOTAL	738				738					
Bruce-1B	351									
2	177									
TOTAL	528									
Total	974				974					
CITY OF MEMPHIS	192				192					
TOTAL SECTION 9	1904				1904					
TOTAL SECTION 1						16868	16		16884	
TOTAL SECTION 2	3962	09			3971					
TOTAL SECTION 3						10940			10940	
TOTAL SECTION 4						126			126	
TOTAL SECTION 5										
TOTAL SECTION 6						3173			3173	
TOTAL SECTION 7										
TOTAL SECTION 8										
GRAND TOTAL	5866	09			5875	31107	16		31123	



STATEMENT OF VOTES, GENERAL ELECTION, TUESDAY, NOVEMBER 7th, 1978

Judge of the District Court _____ District _____				Judge of the District Court _____ District _____				25
TERM ENDING _____ TO BE ELECTED				TERM ENDING _____ TO BE ELECTED				
MARY E. McDEVITT			TOTALS				TOTALS	NAMES OF TOWNSHIPS AND ELECTION DISTRICTS
								MACOMB DISTRICT 78 SECTION 9
								Armada-1
								2
								TOTAL
								Bruce-1B
								2
								TOTAL
								CITY OF MEMPHIS
								TOTAL SECTION 9
								TOTAL SECTION 1
								TOTAL SECTION 2
								TOTAL SECTION 3
								TOTAL SECTION 4
								TOTAL SECTION 5
								TOTAL SECTION 6
								TOTAL SECTION 7
								TOTAL SECTION 8
								GRAND TOTAL

11843 07

11850

STATEMENT OF VOTES, GENERAL ELECTION, TUESDAY, NOVEMBER 7th, 1978

Judge of the District Court <u>41A</u> District TERM ENDING _____ TO BE ELECTED				Judge of the District Court <u>41-A</u> District TERM ENDING _____ TO BE ELECTED				25
ANDREW R. DRANCHAK			TOTALS	HERMAN C. CAMPBELL	JAMES W. METZ		TOTALS	NAMES OF TOWNSHIPS AND ELECTION DISTRICTS MACOMB SECTION 9 DISTRICT 78
								Armada-1
								2
								TOTAL
								Bruce-1B
								2
								TOTAL
								CITY OF MEMPHIS
								TOTAL SECTION 9
								TOTAL SECTION 1
								TOTAL SECTION 2
6959			6959	6409	2896		9305	TOTAL SECTION 3
								TOTAL SECTION 4
16060	01		16061	12169	5937		18106	TOTAL SECTION 5
								TOTAL SECTION 6
								TOTAL SECTION 7
								TOTAL SECTION 8
2166			2166	1789	736		2525	TOTAL SECTION 8
								GRAND TOTAL
25185	1		25186	20367	9569		29936	

✓

✓

STATEMENT OF VOTES, GENERAL ELECTION, TUESDAY, NOVEMBER 7th, 1978

26	Judge of the District Court <u>41-A</u> District TERM ENDING _____ TO BE ELECTED				Judge of the District Court <u>41-B</u> District TERM ENDING _____ TO BE ELECTED			
	JACQUELINE G. NANNI	KENNETH J. KOSNIC	TOTALS		JOHN G. ROSKOPP	TOTALS		
NAMES OF TOWNSHIPS AND ELECTION DISTRICTS MACOMB SECTION 9 DISTRICT 78								
Armada-1								
2								
TOTAL								
Bruce-1B								
2								
TOTAL								
CITY OF MEMPHIS								
TOTAL SECTION 9								
TOTAL SECTION 1								
TOTAL SECTION 2	5296	5058	10354		416	416		
TOTAL SECTION 3								
TOTAL SECTION 4	10970	11891	22861					
TOTAL SECTION 5					1012	1012		
TOTAL SECTION 6								
TOTAL SECTION 7								
TOTAL SECTION 8	1326	1703	3029		16139	16139		
GRAND TOTAL	17592	18652	36244		18167	18167		

STATEMENT OF VOTES, GENERAL ELECTION, TUESDAY, NOVEMBER 7th, 1978

28

NAMES OF TOWNSHIPS AND ELECTION DISTRICTS MACOMB SECTION 9 DISTRICT 78	TOTALS										TOTALS									
Armada-1																				
2																				
TOTAL																				
Bruce-1B																				
2																				
TOTAL																				
CITY OF MEMPHIS																				
TOTAL SECTION 9																				
TOTAL SECTION 1																				
TOTAL SECTION 2																				
TOTAL SECTION 3																				
TOTAL SECTION 4																				
TOTAL SECTION 5																				
TOTAL SECTION 6																				
TOTAL SECTION 7																				
TOTAL SECTION 8																				
GRAND TOTAL																				

STATEMENT OF VOTES, GENERAL ELECTION, TUESDAY, NOVEMBER 7th, 1978

STATE PROPOSALS

PROPOSAL A PROPOSAL RELATING TO CALLING A CONSTITUTIONAL CONVENTION.			PROPOSAL B PROPOSAL TO PROHIBIT THE GRANTING OF A PAROLE TO A PRISONER CONVICTED OF CERTAIN CRIMES INVOLVING VIOLENCE OR INJURY TO PERSON OR PROPERTY UNTIL AT LEAST AFTER THE MINIMUM SENTENCE HAS BEEN SERVED.			PROPOSAL C PROPOSAL TO PERMIT THE DEPOSIT OF STATE FUNDS IN SAVINGS AND LOAN ASSOCIATIONS AND CREDIT UNIONS AS WELL AS IN BANKS.			PROPOSAL D PROPOSAL TO PROHIBIT ALCOHOLIC BEVERAGES FROM BEING SOLD TO, OR POSSESSED FOR PURPOSES OF PERSONAL CONSUMPTION BY, A PERSON UNDER THE AGE OF 21.			NAMES OF TOWNSHIPS AND ELECTION DISTRICTS
YES	NO	TOTAL	YES	NO	TOTAL	YES	NO	TOTAL	YES	NO	TOTAL	
149	701	850	690	172	862	527	321	848	588	289	877	MACOMB DISTRICT 78 SECTION 9 Armada-1 2 TOTAL
73	316	389	325	66	391	241	145	386	285	114	399	
222	1,017	1,239	1,015	238	1,253	768	466	1,234	873	403	1,276	
101	492	593	493	105	598	393	212	595	386	219	605	Bruce-1B 2 TOTAL TOTAL
40	215	255	206	55	261	148	110	258	149	116	265	
135	365	500	437	75	512	319	173	492	391	141	522	
276	1,072	1,348	1,136	235	1,371	850	495	1,345	916	476	1,392	
263	199	462	208	53	261	250	110	360	143	123	266	CITY OF MEMPHIS
761	2288	3049	2359	526	2885	1868	1071	2939	1932	1002	2934	TOTAL SECTION 9
5970	21981	27951	22954	5501	28455	17944	9979	27923	18341	10549	28890	TOTAL SECTION 1
5823	22580	28403	23577	5292	28869	18255	10176	28431	18567	10644	29211	TOTAL SECTION 2
4991	14604	19595	15404	4687	20091	12316	7302	19618	12971	7377	20348	TOTAL SECTION 3
5670	22885	28555	23922	5063	28985	18972	9505	28477	18978	9961	28939	TOTAL SECTION 4
5303	15,240	20,543	16,402	4590	20,992	13,125	7480	20,605	13,648	7500	21,148	TOTAL SECTION 5
5304	15818	21122	16390	5447	21837	13654	7908	21562	14060	8221	22281	TOTAL SECTION 6
5841	20019	25860	20963	5495	26458	16653	9401	26054	16929	9911	26840	TOTAL SECTION 7
6813	23351	30164	24576	6084	30660	19978	10509	30487	19312	11665	30977	TOTAL SECTION 8
46,416	158,766	205,182	166,547	42,685	209,232	132,765	73,331	206,096	134,738	76,830	211,568	GRAND TOTAL

STATEMENT OF VOTES, GENERAL ELECTION, TUESDAY, NOVEMBER 7th, 1978

30

STATE PROPOSALS

NAMES OF TOWNSHIPS AND ELECTION DISTRICTS MACOMB SECTION 9 DISTRICT 78	PROPOSAL E PROPOSAL FOR TAX LIMITATION.			PROPOSAL G PROPOSAL TO ALLOW COLLECTIVE BARGAINING WITH BINDING ARBITRATION FOR MICHIGAN STATE POLICE TROOPERS.			PROPOSAL H PROPOSAL TO PROHIBIT THE USE OF PROPERTY TAXES FOR SCHOOL OPERATING EXPENSES AND TO ESTABLISH A VOUCHER SYSTEM FOR FINANCING EDUCATION OF STUDENTS AT PUBLIC AND NONPUBLIC SCHOOLS.			PROPOSAL J PROPOSAL TO REDUCE PROPERTY TAX ASSESSMENTS; TO ESTABLISH A MAXIMUM OF 5.6% ON THE RATE OF THE STATE INCOME TAX; TO PROHIBIT LEGISLATURE FROM REQUIRING NEW OR EXPANDED LOCAL PROGRAMS WITHOUT STATE FUNDING; AND TO ALLOW SCHOOL INCOME TAX WITH VOTER APPROVAL.		
	YES	NO	TOTAL	YES	NO	TOTAL	YES	NO	TOTAL	YES	NO	TOTAL
	Armada-1	470	372	842	470	384	854	238	673	911	477	434
2	279	117	396	219	170	389	145	254	399	230	167	397
TOTAL	749	489	1238	689	554	1243	383	877	1260	659	601	1260
Bruce-1B	379	213	592	336	263	599	148	450	598	301	294	595
2	125	105	260	145	113	258	71	188	259	124	131	255
CP	357	150	507	310	196	506	153	354	507	251	255	506
	891	468	1359	791	572	1363	372	992	1364	676	680	1356
CITY OF MEMPHIS	111	147	258	170	89	259	62	204	266	102	164	266
TOTAL SECTION 9	1751	1104	2855	1650	1215	2865	817	2073	2890	1437	1445	2882
TOTAL SECTION 1	1696	11826	27922	14855	12927	27782	7784	20013	27857	11887	16164	28051
TOTAL SECTION 2	7416	1128	28544	15913	12618	28531	8027	20704	28731	12886	15606	28492
TOTAL SECTION 3	10239	9442	19681	10992	8571	19563	6138	13843	19981	8579	11182	19761
TOTAL SECTION 4	17216	11482	28698	15229	13382	28611	7939	20860	28799	11447	17208	28655
TOTAL SECTION 5	11178	9358	20536	12000	8429	20429	6560	14286	20846	8279	12232	20511
TOTAL SECTION 6	11355	10255	21610	11932	9498	21430	6797	15067	21864	8724	12919	21643
TOTAL SECTION 7	14487	11578	26065	14531	11485	26016	7820	18581	26401	10575	15526	26101
TOTAL SECTION 8	17562	12998	30560	16894	13301	30195	8539	21991	30526	12363	17952	30315
GRAND TOTAL	117300	88971	206271	113996	91426	205422	60417	147178	207595	86117	120234	206411

STATEMENT OF VOTES, GENERAL ELECTION, TUESDAY, NOVEMBER 7th, 1978

32

NAMES OF
TOWNSHIPS AND
ELECTION DISTRICTS
MACOMB SECTION 9
DISTRICT 78

YES	NO	TOTAL	YES	NO	TOTAL	YES	NO	TOTAL	YES	NO	TOTAL
-----	----	-------	-----	----	-------	-----	----	-------	-----	----	-------

Armada-1

2

TOTAL

Bruce-1B

2

TOTAL

CITY OF MEMPHIS

TOTAL SECTION 9

TOTAL SECTION 1

TOTAL SECTION 2

TOTAL SECTION 3

TOTAL SECTION 4

TOTAL SECTION 5

TOTAL SECTION 6

TOTAL SECTION 7

TOTAL SECTION 8

GRAND TOTAL

STATEMENT OF VOTES, GENERAL ELECTION, TUESDAY, NOVEMBER 7th, 1978

		GOVERNOR & LIEUTENANT GOVERNOR				SECRETARY OF STATE							
		WILLIAM B. FITZGERALD OLIVIA P. MAYNARD DEM.	WILLIAM G. MILLIKEN JAMES H. BRICKLEY REP.			TOTALS	RICHARD H. AUSTIN DEM.	MELVIN L. LARSEN REP.			TOTALS	NAMES OF TOWNSHIPS AND ELECTION DISTRICTS SECTION 10 MACOMB All Offices Except Legislative Totals TOWNSHIPS	POLL BOOK TOTALS
1317		558	703			1261	769	437			1206	ARMADA	
1906		631	1181			1812	999	779			1778	BRUCE	
4258		1950	2118			4068	2639	1287			3926	CHESTERFIELD	
19046		7336	10886	7		18229	12093	5789			17882	CLINTON	
6189		2342	3602			5944	3632	2086			5718	HARRISON	
47		5	42			47	20	26			46	LAKE	
1258		632	572	2		1206	797	347			1194	LENOX	
2983		1282	1589			2871	1684	1054			2738	MACOMB	
925		449	540			989	553	386			939	RAY	
718		297	398			695	391	283			674	RICHMOND	
12306		4574	7299	2		11875	7171	4208			11379	SHELBY	
3516		1157	2257	3		3417	1962	1344	1		3307	WASHINGTON	
												CITIES	
3802		1959	1699			3656	2445	881			3326	CENTERLINE	
15,288		6620	7975			4595	9577	3918	1		13,496	EAST DETROIT	
4439		1735	2565			4300	2808	1264			4072	FRASER	
275		119	143			262	155	88			243	MEMPHIS	
5480		2123	3046			5169	3314	1717			5031	MOUNT CLEMENS	
1792		741	978	2		1721	1055	579			1634	NEW BALTIMORE	
1094		419	632			1051	631	359			990	RICHMOND	
15722		7861	7245	4		15,110	10674	3734			14,408	ROSEVILLE	
30368		11792	17366	14		29172	18044	9368	1		27413	ST. CLAIR SHORES	
32,397		13178	17964	6		31148	21283	9378	1		30662	STERLING HEIGHTS	
1500		548	884			1432	869	472			1341	UTICA	
58,361		23935	27650	3		51,588	33897	13917	1		47815	WARREN	
												GRAND TOTAL	
		92241	119334	43		211,618	137,462	63,701	05		201,168		

STATEMENT OF VOTES, GENERAL ELECTION, TUESDAY, NOVEMBER 7th, 1978

2	ATTORNEY GENERAL				UNITED STATES SENATOR			
	DEM. FRANK J. KELLEY	REP. STEPHEN C. BRANSDORFER	AIP JAMES E. WELLS	TOTALS	DEM. CARL LEVIN	REP. ROBERT P. GRIFFIN	TOTALS	
NAMES OF TOWNSHIPS AND ELECTION DISTRICTS MACOMB SECTION 10 All Offices Except Legislative Totals TOWNSHIPS								
ARMADA	817	350	17	1184	621	637	1258	
BRUCE	1074	636	21	1731	782	1030	1812	
CHESTERFIELD	2864	967	44	3875	2172	1900	4072	
CLINTON	12614	4762	334	17710	9600	8792	18393	
HARRISON	3866	1731	60	5657	2904	2950	5854	
LAKE	14	29	1	44	10	37	47	
LENOX	823	283	5	1111	644	525	1170	
MACOMB	1878	791	29	2698	1399	1429	2829	
RAY	624	295	10	929	476	496	972	
RICHMOND	431	239	2	672	315	372	687	
SHELBY	7740	3384	122	11246	5633	6197	11832	
WASHINGTON	2073	1123	36	3232	1434	1937	3373	
CITIES								
CENTERLINE	2717	599	38	3354	2206	1339	3545	
EAST DETROIT	10395	2968	132	13,495	8250	5979	14230	
FRASER	2990	1018	24	4032	2176	2075	4252	
MEMPHIS	180	60	2	242	142	110	252	
MOUNT CLEMENS	3238	1567	53	4860	2720	2391	5111	
NEW BALTIMORE	1125	445	26	1596	860	823	1683	
RICHMOND	624	329	9	962	472	502	974	
ROSEVILLE	11380	2846	108	14,334	9164	5864	15028	
ST. CLAIR SHORES	19105	7858	251	27214	14738	13951	28691	
STERLING HEIGHTS	22885	7339	557	30781	16719	14567	31287	
UTICA	919	374	22	1316	709	706	1415	
WARREN	36603	10402	521	47528	28415	22127	50542	
GRAND TOTAL	146,979	50,995	7424	199,803	112,561	96,736	209,309	

STATEMENT OF VOTES, GENERAL ELECTION, TUESDAY, NOVEMBER 7th, 1978

Repres't'Ve in Congress		12th	District	Repres't'Ve in Congress		14th	District	3
DEM.	REP.		TOTALS	DEM.	REP.		TOTALS	NAMES OF TOWNSHIPS AND ELECTION DISTRICTS
DAVID E. BONIOR	KIRBY HOLMES			LUCIEN N. NEDZI	JOHN EDWARD GETZ			MACOMB SECTION 10 All Offices Except Legislative Totals TOWNSHIPS
553	615		1168					ARMADA
747	1003		1750					BRUCE
2142	1740		3882					CHESTERFIELD
11103	6661		17764					CLINTON
3348	2245		5593					HARRISON
6	35		41					LAKE
616	519		1135					LENOX
1332	1387		2719					MACOMB
422	516		938					RAY
257	415		672					RICHMOND
4957	6454		11411					SHELBY
1379	1930		3309					WASHINGTON
								CITIES
				2410	692		3102	CENTERLINE
				8647	3501		12148	EAST DETROIT
2443	1546		3989					FRASER
132	98		230					MEMPHIS
3022	1903		4925					MOUNT CLEMENS
774	867		1641					NEW BALTIMORE
353	636		989					RICHMOND
9223	4444		13667					ROSEVILLE
14918	11664	1	26583					ST. CLAIR SHORES
								STERLING HEIGHTS
624	700		1324					UTICA
				13232	4518		17750	WARREN
5835	45378	01	103730	24289	8711		33000	GRAND TOTAL

STATEMENT OF VOTES, GENERAL ELECTION, TUESDAY, NOVEMBER 7th, 1978

4	Repres't've in Congress <u>18th</u> District				Repres't've in Congress _____ District			
	JAMES J. BLANCHARD DEM.	ROBERT J. SALLLOUM REP.	DAVID DREXLER A.I.P.	TOTALS	DEM.	REP.	TOTALS	
NAMES OF TOWNSHIPS AND ELECTION DISTRICTS MACOMB SECTION 10 All Offices Except Legislative Totals TOWNSHIPS								
ARMADA								
BRUCE								
CHESTERFIELD								
CLINTON								
HARRISON								
LAKE								
LENOX								
MACOMB								
RAY								
RICHMOND								
SHELBY								
WASHINGTON								
CITIES								
CENTERLINE								
EAST DETROIT								
FRASER								
MEMPHIS								
MOUNT CLEMENS								
NEW BALTIMORE								
RICHMOND								
ROSEVILLE								
ST. CLAIR SHORES								
STERLING HEIGHTS	22268	6314	559	29141				
UTICA								
WARREN	19442	5604	294	25340				
GRAND TOTAL	41710	11918	853	54511				

STATEMENT OF VOTES, GENERAL ELECTION, TUESDAY, NOVEMBER 7th, 1978

STATE SENATOR <u>1st</u> DISTRICT				STATE SENATOR <u>9th</u> DISTRICT				5
JOHN KELLY DEM.	JOSEPH L. POSCH, JR. REP.		TOTALS	THOMAS GUASTELLO DEM.	WILLIAM R. ELDRIDGE REP.		TOTALS	NAMES OF TOWNSHIPS AND ELECTION DISTRICTS MACOMB SECTION 10 All Offices Except Legislative Totals TOWNSHIPS
				594	574		1168	ARMADA
				750	956		1706	BRUCE
				2165	1498		3663	CHESTERFIELD
				4239	4546		8785	CLINTON
				2540	2834		5374	HARRISON
6	38		44					LAKE
				630	445		1075	LENOX
				1342	1217		2559	MACOMB
				435	463		898	RAY
				309	352		661	RICHMOND
				5509	5453		10962	SHELBY
				1355	1824		3179	WASHINGTON
								CITIES
								CENTERLINE
								EAST DETROIT
								FRASER
								MEMPHIS
								MOUNT CLEMENS
				771	733		1504	NEW BALTIMORE
				457	471		928	RICHMOND
								ROSEVILLE
								ST. CLAIR SHORES
				16977	12503		29480	STERLING HEIGHTS
				682	591		1273	UTICA
								WARREN
06	38		44	38755	35460		73215	GRAND TOTAL

STATEMENT OF VOTES, GENERAL ELECTION, TUESDAY, NOVEMBER 7th, 1978

6	STATE SENATOR: <u>26th</u> DISTRICT				STATE SENATOR <u>27th</u> DISTRICT			
	GILBERT J. DINELLO DEM.	EDWIN PARKINSON REP.		TOTALS	ARTHUR J. MILLER, JR. DEM.	DOROTHY S. HYNE REP.		TOTALS
NAMES OF TOWNSHIPS AND ELECTION DISTRICTS MACOMB SECTION 10 All Offices Except Legislative Totals TOWNSHIPS								
ARMADA								
BRUCE								
CHESTERFIELD								
CLINTON					5605	2622		8227
HARRISON								
LAKE								
LENOX								
MACOMB								
RAY								
RICHMOND								
SHELBY								
WASHINGTON								
CITIES								
CENTERLINE	2084	747		2831				
EAST DETROIT	9471	3017		12488				
FRASER					2511	1141		3652
MEMPHIS								
MOUNT CLEMENS					2876	1589		4465
NEW BALTIMORE								
RICHMOND								
ROSEVILLE					9847	3170		13017
ST. CLAIR SHORES	14557	8961		23518				
STERLING HEIGHTS								
UTICA								
WARREN	9886	3183	1	13070	22603	7242		29845
GRAND TOTAL	35998	15908	01	51907	13442	15764		59206

STATEMENT OF VOTES, GENERAL ELECTION, TUESDAY, NOVEMBER 7th, 1978

STATE SENATOR <u>28th</u> DISTRICT				STATE SENATOR _____ DISTRICT				5
KATHLEEN M. ASHER DEM.	ALVIN DeGROW REP.		TOTALS	DEM.	REP.		TOTALS	NAMES OF TOWNSHIPS AND ELECTION DISTRICTS SECTION 10 All Offices Except Legislative Totals TOWNSHIPS
								ARMADA
								BRUCE
								CHESTERFIELD
								CLINTON
								HARRISON
								LAKE
								LENOX
								MACOMB
								RAY
								RICHMOND
								SHELBY
								WASHINGTON
								CITIES
								CENTERLINE
								EAST DETROIT
								FRASER
123	94		217					MEMPHIS
								MOUNT CLEMENS
								NEW BALTIMORE
								RICHMOND
								ROSEVILLE
								ST. CLAIR SHORES
								STERLING HEIGHTS
								UTICA
								WARREN
								GRAND TOTAL
123	94		217					

STATEMENT OF VOTES, GENERAL ELECTION, TUESDAY, NOVEMBER 7th, 1978

6	STATE SENATOR _____ DISTRICT _____					Repres't'ive in State Legislature 25th District STATE SENATOR DISTRICT				
	DEM.	REP.			TOTALS	DEM.	REP.			TOTALS
NAMES OF TOWNSHIPS AND ELECTION DISTRICTS MACOMB SECTION 10 All Offices Except Legislative Totals TOWNSHIPS										
ARMADA										
BRUCE										
CHESTERFIELD										
CLINTON										
HARRISON										
LAKE										
LENOX										
MACOMB										
RAY										
RICHMOND										
SHELBY										
WASHINGTON										
CITIES										
CENTERLINE										
EAST DETROIT										
FRASER										
MEMPHIS										
MOUNT CLEMENS										
NEW BALTIMORE										
RICHMOND										
ROSEVILLE										
ST. CLAIR SHORES										
STERLING HEIGHTS										
UTICA										
WARREN						17234	6160			23394
GRAND TOTAL						17234	6160			23394

STATEMENT OF VOTES, GENERAL ELECTION, TUESDAY, NOVEMBER 7th, 1978

Repres't've in State Legislature <u>26th</u> District					Repres't've in State Legislature <u>70th</u> District					7
KENNETH J. BeAUSAERT	DEM. LARRY LICK	REP.		TOTALS	JOHN T. KELSEY	DEM.	WM. H. BRITIGAN, JR.	REP.	TOTALS	NAMES OF TOWNSHIPS AND ELECTION DISTRICTS MACOMB SECTION 10 All Offices Except Legislative Totals TOWNSHIPS
										ARMADA
263	351			614						BRUCE
2225	1480			3705						CHESTERFIELD
										CLINTON
416	347			763						HARRISON
										LAKE
601	465			1066						LENOX
1438	1172			2610						MACOMB
492	430			922						RAY
328	323			651						RICHMOND
5714	5170	2		10886						SHELBY
1483	1708			3191						WASHINGTON
										CITIES
					2422	628			3050	CENTERLINE
										EAST DETROIT
										FRASER
										MEMPHIS
										MOUNT CLEMENS
825	707			1532						NEW BALTIMORE
435	480			915						RICHMOND
										ROSEVILLE
										ST. CLAIR SHORES
										STERLING HEIGHTS
										UTICA
					11697	3436			15133	WARREN
14720	12633	2		27355	14119	4064			18183	GRAND TOTAL

STATEMENT OF VOTES, GENERAL ELECTION, TUESDAY, NOVEMBER 7th, 1978

8	Repres't've in State Legislature <u>71st</u> District					Repres't've in State Legislature <u>72nd</u> District				
	DEM. SAL ROCCA	REP. DOUG CRUCE			TOTALS	DEM. NICK CIARAMITARO	REP. PATRICK J. DRISCOLL			TOTALS
NAMES OF TOWNSHIPS AND ELECTION DISTRICTS MACOMB SECTION 10 All Offices Except Legislative Totals TOWNSHIPS										
ARMADA										
BRUCE										
CHESTERFIELD										
CLINTON						1178	364	4		1546
HARRISON										
LAKE										
LENOX										
MACOMB										
RAY										
RICHMOND										
SHELBY										
WASHINGTON										
CITIES										
CENTERLINE										
EAST DETROIT										
FRASER						2289	1282			3571
MEMPHIS										
MOUNT CLEMENS										
NEW BALTIMORE										
RICHMOND										
ROSEVILLE						9937	3638			13575
ST. CLAIR SHORES										
STERLING HEIGHTS	15,363	11,110			26,473					
UTICA	750	548			1298					
WARREN	287	105			392					
GRAND TOTAL	16,400	11,763			28,163	13,404	5,784	4		18,692

STATEMENT OF VOTES, GENERAL ELECTION, TUESDAY, NOVEMBER 7th, 1978

Repres't've in State Legislature <u>73rd</u> District				Repres't've in State Legislature <u>74th</u> District				7
LEO R. LONDE DEM.	ROGER M. ANGELINI REP.		TOTALS	JOHN M. MAYNARD DEM.	KATHLEEN M. DALKA REP.		TOTALS	NAMES OF TOWNSHIPS AND ELECTION DISTRICTS MACOMB SECTION 10 All Offices Except Legislative Totals TOWNSHIPS
								ARMADA
								BRUCE
								CHESTERFIELD
								CLINTON
								HARRISON
				5	37		42	LAKE
								LENOX
								MACOMB
								RAY
								RICHMOND
								SHELBY
								WASHINGTON
								CITIES
								CENTERLINE
8680	3431		12111					EAST DETROIT
								FRASER
								MEMPHIS
								MOUNT CLEMENS
								NEW BALTIMORE
								RICHMOND
								ROSEVILLE
1321	1002		2323	14977	7334		22311	ST. CLAIR SHORES
								STERLING HEIGHTS
								UTICA
3781	1293		5074					WARREN
13782	5726		19508	14982	7371		22353	GRAND TOTAL

STATEMENT OF VOTES, GENERAL ELECTION, TUESDAY, NOVEMBER 7th, 1978

8	Repres't've in State Legislature <u>75th</u> District				Repres't've in State Legislature <u>78th</u> District			
	DAVID H. EVANS DEM.	MICHAEL C. SESSA REP.		TOTALS	LARRY E. BURKHALTER DEM.	JOSEPH E. LANDRY REP.		TOTALS
NAMES OF TOWNSHIPS AND ELECTION DISTRICTS MACOMB SECTION 10 All Offices Except Legislative Totals TOWNSHIPS								
ARMADA				1073	670	403		1073
BRUCE					580	418		998
CHESTERFIELD								
CLINTON	9647	5677		15324				
HARRISON	2526	1956		4482				
LAKE								
LENOX								
MACOMB								
RAY								
RICHMOND								
SHELBY								
WASHINGTON								
CITIES								
CENTERLINE								
EAST DETROIT								
FRASER								
MEMPHIS					153	62		215
MOUNT CLEMENS	3086	1652		4738				
NEW BALTIMORE								
RICHMOND								
ROSEVILLE								
ST. CLAIR SHORES								
STERLING HEIGHTS	2330	1087		3407				
UTICA								
WARREN								
GRAND TOTAL	17579	10372		27951	1403	883		2286

STATEMENT OF VOTES, GENERAL ELECTION, TUESDAY, NOVEMBER 7th, 1978

THE STATE BOARD OF EDUCATION						REGENTS OF THE UNIVERSITY OF MICHIGAN					NAMES OF TOWNSHIPS AND ELECTION DISTRICTS SECTION 10 All Offices Except Legislative Totals TOWNSHIPS
MALCOLM G. DADE, JR. DEM.	ANNETTA MILLER DEM.	BARBARA DUMOUCHELLE REP.	SILVERENIA Q. KANOYTON REP.	TOTALS	PAUL BROWN DEM.	JAMES L. WATERS DEM.	JOHN R. AXE REP.	GILBERT E. BURSLEY REP.	TOTALS		
452	603	472	376	1903	541	467	382	437	1827	ARMADA	
561	716	870	688	2835	639	570	704	736	2649	BRUCE	
1717	2132	1407	1037	6293	1902	1866	1107	1131	6006	CHESTERFIELD	
7355	9362	7758	5068	29543	8336	7488	5792	5928	27544	CLINTON	
2016	2602	2358	1737	8713	2541	2390	1929	2039	8900	HARRISON	
5	6	43	35	89	6	8	37	37	88	LAKE	
537	640	397	305	1879	585	552	320	341	1798	LENOX	
1131	1375	1100	882	4488	1237	1193	895	920	4245	MACOMB	
362	448	406	327	1543	403	377	339	359	1480	RAY	
216	314	328	270	1178	300	279	273	283	1135	RICHMOND	
4104	5335	5079	3912	2 18432	4840	4545	3963	4335	17683	SHELBY	
1063	1410	1678	1294	5445	1210	1164	1379	1436	5189	WASHINGTON	
CITIES											
1761	2135	964	655	5515	1948	1850	737	790	5325	CENTERLINE	
6354	7643	4609	3247	21853	7043	6727	3484	3731	20985	EAST DETROIT	
1543	2124	1719	1195	6581	1915	1839	1240	1291	6285	FRASER	
114	142	83	69	408	130	118	69	75	392	MEMPHIS	
2088	2529	1960	1603	8180	2344	2202	1608	1703	7857	MOUNT CLEMENS	
629	803	674	536	2642	746	665	524	578	2513	NEW BALTIMORE	
340	427	432	364	1563	408	365	364	376	1513	RICHMOND	
7642	8970	4700	3143	24455	8460	8087	3295	3618	23460	ROSEVILLE	
11191	13391	11613	8552	1 44748	12656	11816	8882	9494	42848	ST. CLAIR SHORES	
12874	16155	12591	7831	2 49453	14787	13164	9183	9387	1 46522	STERLING HEIGHTS	
456	628	593	422	2099	544	494	433	494	1965	UTICA	
22222	26885	15823	11384	2 76316	24465	23360	11803	12892	4 72524	WARREN	
GRAND TOTAL											
84783	106775	77657	54922	07	376154	97988	91586	58742	62411	06	310733

STATEMENT OF VOTES, GENERAL ELECTION, TUESDAY, NOVEMBER 7th, 1978

10	THE BOARD OF TRUSTEES OF MICHIGAN STATE UNIVERSITY					THE BOARD OF GOVERNORS OF WAYNE STATE UNIVERSITY					TOTALS
	DEM. CAROLE LICK	DEM. BARBARA J. SAWYER	REP. PAUL V. GADOLA	REP. MARY P. SHARP	TOTALS	DEM. LEON H. ATCHISON	DEM. MAX J. PINCUS	REP. JAMES R. HALEY	REP. LAURA REYES KOPACK	TOTALS	
NAMES OF TOWNSHIPS AND ELECTION DISTRICTS MACOMB SECTION 10 All Offices Except Legislative Totals TOWNSHIPS											
ARMADA	472	514	421	445	1852	469	470	444	421	1804	
BRUCE	611	591	730	753	2685	567	548	772	709	2596	
CHESTERFIELD	1779	1864	1158	1239	6040	1725	1723	1252	1180	5880	
CLINTON	7256	7826	6125	6351	27558	7392	7305	6539	5928	27164	
HARRISON	2341	2434	2084	2104	8963	2205	2269	2250	2067	8791	
LAKE	4	7	38	38	87	10	7	35	34	86	
LENOX	574	587	330	333	1824	548	522	348	342	1760	
MACOMB	1172	1219	936	985	4312	1124	1095	1011	979	4209	
RAY	410	367	364	371	1512	367	341	369	364	1441	
RICHMOND	274	291	283	297	1145	280	267	294	286	1127	
SHELBY	4398	4593	4470	4450	17911	4216	4232	4579	4338	17365	
WASHINGTON	1083	1174	1423	1508	5238	1082	1080	1509	1441	5112	
CITIES											
CENTERLINE	1799	1891	815	807	5312	1804	1801	845	806	5256	
EAST DETROIT	6438	6832	3930	3848	21048	6491	6529	4061	3776	20857	
FRASER	1695	1827	1382	1448	6352	1690	1746	1483	1302	6221	
MEMPHIS	122	127	75	79	403	114	110	82	79	385	
MOUNT CLEMENS	2164	2283	1709	1747	7903	2136	2157	1808	1655	01 7757	
NEW BALTIMORE	690	714	570	584	2558	655	626	629	588	2498	
RICHMOND	359	367	394	399	1519	349	391	419	369	1528	
ROSEVILLE	7740	8134	3752	3927	1 23554	7676	7686	4033	3831	02 23228	
ST. CLAIR SHORES	11311	12115	9781	9666	1 42874	11322	11639	10091	9398	42450	
STERLING HEIGHTS	12915	13709	9979	9697	1 46295	12752	12768	10424	9761	2 45707	
UTICA	533	504	475	475	1987	457	462	523	505	1947	
WARREN	22135	23686	13602	13248	5 72676	22007	22416	14034	13279	5 71741	
GRAND TOTAL											
	88275	92650	64876	64799	08 311608	87438	88190	67824	63438	10 306910	

STATEMENT OF VOTES, GENERAL ELECTION, TUESDAY, NOVEMBER 7th, 1978

Justices of the Supreme Court TERM ENDING 1/1-1987 - TWO TO BE ELECTED					Judge of the Court of Appeals 2nd District TERM ENDING 1-1-1985 ONE TO BE ELECTED			21
ALICE L. GILBERT	GARY R. McDONALD	JAMES L. RYAN	G. MENNEN WILLIAMS	TOTALS	WALTER P. CYNAR	E. THOMAS FITZGERALD	TOTALS	NAMES OF TOWNSHIPS AND ELECTION DISTRICTS SECTION 10 All Offices Except Legislative Totals TOWNSHIPS
365	271	504	560	1700	637	248	885	ARMADA
649	396	873	943	2855	938	494	1432	BRUCE
1113	896	1666	2121	5796	2060	1034	3094	CHESTERFIELD
5232	3659	9304	10016	1 28212	9932	4505	14437	CLINTON
1724	1254	2795	3088	1 8862	3205	1440	4646	HARRISON
23	13	31	16	83	35	6	41	LAKE
365	259	322	510	1456	503	283	786	LENOX
721	638	1270	1330	3959	1445	759	2204	MACOMB
236	205	403	474	1318	521	224	745	RAY
154	121	309	356	940	327	152	479	RICHMOND
3607	2569	5355	5719	17250	5482	2947	8429	SHELBY
1137	757	1520	1656	5070	1643	812	2455	WASHINGTON
756	776	1664	2229	5425	1994	880	2874	CITIES CENTERLINE
3679	2872	6467	8314	1 21333	7756	3312	11068	EAST DETROIT
1044	785	2075	2347	4 6255	2243	973	3216	FRASER
75	66	136	188	465	202	68	270	MEMPHIS
1466	984	2473	2836	7759	3169	971	4140	MOUNT CLEMENS
465	347	766	981	2559	909	440	1349	NEW BALTIMORE
284	176	487	521	1468	519	254	773	RICHMOND
3206	3613	6072	8627	2 21520	7503	3650	11154	ROSEVILLE
7668	5525	13994	16001	1 43189	14663	7265	21928	ST. CLAIR SHORES
8635	5804	16471	17508	1 48419	16000	8601	24601	STERLING HEIGHTS
399	285	695	763	2142	757	388	1145	UTICA
12192	10043	24621	29839	4 76699	29588	11339	40927	WARREN
								GRAND TOTAL
35189	42314	109273	116943	15 314734	112079	51045	163078	

STATEMENT OF VOTES, GENERAL ELECTION, TUESDAY, NOVEMBER 7th, 1978

22	Judge of the Circuit Court <u>16th</u> Circuit TERM ENDING <u>1-1-1985</u> TWO TO BE ELECTED				Judge of the Circuit Court _____ Circuit TERM ENDING _____ TO BE ELECTED			
	FRANK E. JEANNETTE	KENNETH N. SANBORN		TOTALS				TOTALS
NAMES OF TOWNSHIPS AND ELECTION DISTRICTS MACOMB SECTION 10 All Offices Except Legislative Totals TOWNSHIPS								
ARMADA	736	584		1320				
BRUCE	1132	943		2075				
CHESTERFIELD	2439	1807	1	4247				
CLINTON	11100	8484	1	19585				
HARRISON	3752	3794	2	7548				
LAKE	39	33		72				
LENOX	639	456		1095				
MACOMB	1716	1496		3212				
RAY	578	437		1015				
RICHMOND	384	303		687				
SHELBY	6222	4129	2	10353				
WASHINGTON	2005	1705		3710				
CITIES								
CENTERLINE	2154	1474		3628				
EAST DETROIT	8800	5369	8	14177				
FRASER	2507	1855		4362				
MEMPHIS	198	173		371				
MOUNT CLEMENS	3419	2747	5	6171				
NEW BALTIMORE	1082	725	1	1808				
RICHMOND	608	461		1069				
ROSEVILLE	8978	6146	3	15127				
ST. CLAIR SHORES	16408	11200		27608				
STERLING HEIGHTS	17728	12092		29820				
UTICA	923	608		1531				
WARREN	28673	20802	21	49476				
GRAND TOTAL	122320	87823	44	210087				

STATEMENT OF VOTES, GENERAL ELECTION, TUESDAY, NOVEMBER 7th, 1978

Judge of the Probate Court _____ District _____ TERM ENDING 1-1-1985 ONE TO BE ELECTED				Judge of the Probate Court _____ District _____ TERM ENDING 1-1-1983 ONE TO BE ELECTED				23
JAMES F. NOWICKI			TOTALS	GEORGE E. MONTGOMERY	LAWRENCE P. ZATKOFF		TOTALS	NAMES OF TOWNSHIPS AND ELECTION DISTRICTS
683			683	295	509		804	ARMADA
1113			1113	460	845		1305	BRUCE
2483	1		2484	1046	1663		2709	CHESTERFIELD
11705			11705	4672	8494		13166	CLINTON
3708	1		3709	1571	2586		4157	HARRISON
36			36	13	24		37	LAKE
579			579	293	373		666	LENOX
1594			1594	629	1222		1851	MACOMB
570			570	240	379		619	RAY
377			377	191	236		427	RICHMOND
6094	1		6095	3372	4013		7385	SHELBY
2007			2007	935	1190		2125	WASHINGTON
								CITIES
2176			2176	1406	1338		2744	CENTERLINE
8471	1		8472	4337	5180		9517	EAST DETROIT
2378	1		2379	987	1906	1	2894	FRASER
195			195	108	112		220	MEMPHIS
3240			3240	1057	2681		3738	MOUNT CLEMENS
1039			1039	478	726		1204	NEW BALTIMORE
605			605	261	427		688	RICHMOND
8177	1		8178	4141	6157		10298	ROSEVILLE
16296	1		16297	8456	10788		19244	ST. CLAIR SHORES
19535			19535	9553	11533		21086	STERLING HEIGHTS
874			874	435	588		1023	UTICA
29486	2		29488	22405	16115	3	38523	WARREN
123421	9		123430	67341	19085	04	146430	GRAND TOTAL

STATEMENT OF VOTES, GENERAL ELECTION, TUESDAY, NOVEMBER 7th, 1978

24	Judge of the District Court <u>37th</u> District TERM ENDING <u>12-31-1984</u> ONE TO BE ELECTED					Judge of the District Court <u>39th</u> District TERM ENDING <u>12-31-1984</u> ONE TO BE ELECTED					
	SHERMAN P. FAUNCE				TOTALS	MARY E. McDEVITT				TOTALS	
NAMES OF TOWNSHIPS AND ELECTION DISTRICTS MACOMB SECTION 10 All Offices Except Legislative Totals TOWNSHIPS											
ARMADA											
BRUCE											
CHESTERFIELD											
CLINTON											
HARRISON											
LAKE											
LENOX											
MACOMB											
RAY											
RICHMOND											
SHELBY											
WASHINGTON											
CITIES											
CENTERLINE	2048				2048						
EAST DETROIT											
FRASER						2501	1			2502	
MEMPHIS											
MOUNT CLEMENS											
NEW BALTIMORE											
RICHMOND											
ROSEVILLE						9342	6			9348	
ST. CLAIR SHORES											
STERLING HEIGHTS											
UTICA											
WARREN	29059	16			29075						
GRAND TOTAL											
	31107	16			31123	11843	07			11850	

STATEMENT OF VOTES, GENERAL ELECTION, TUESDAY, NOVEMBER 7th, 1978

Judge of the District Court <u>41A</u> District TERM ENDING <u>12-31-1984</u> ONE TO BE ELECTED					Judge of the District Court <u>41A</u> District TERM ENDING <u>12-31-1982</u> ONE TO BE ELECTED					25
ANDREW R. DRANCHAK				TOTALS	HERMAN C. CAMPBELL	JAMES W. METZ			TOTALS	NAMES OF TOWNSHIPS AND ELECTION DISTRICTS
										MACOMB SECTION 10 All Offices Except Legislative Totals TOWNSHIPS
										ARMADA
										BRUCE
										CHESTERFIELD
										CLINTON
										HARRISON
										LAKE
										LENOX
1345				1345	1109	573			1682	MACOMB
										RAY
										RICHMOND
5614				5614	5300	2323			7623	SHELBY
										WASHINGTON
										CITIES
										CENTERLINE
										EAST DETROIT
										FRASER
										MEMPHIS
										MOUNT CLEMENS
										NEW BALTIMORE
										RICHMOND
										ROSEVILLE
										ST. CLAIR SHORES
17413	1			17414	13095	6442			19537	STERLING HEIGHTS
813				813	863	231			1094	UTICA
										WARREN
205185	01			205786	20367	9269			79936	GRAND TOTAL

STATEMENT OF VOTES, GENERAL ELECTION, TUESDAY, NOVEMBER 7th, 1978

26	Judge of the District Court <u>41A</u> District				Judge of the District Court <u>41B</u> District			
	TERM ENDING <u>12-31-1982</u>				TERM ENDING <u>12-31-1984</u>			
NAMES OF TOWNSHIPS AND ELECTION DISTRICTS MACOMB SECTION 10 All Offices Except Legislative Totals TOWNSHIPS	JACQUELINE D. NANNI	KENNETH J. KOSNIC	TOTALS	JOHN G. ROSKOPP	TOTALS			
	ARMADA							
BRUCE								
CHESTERFIELD								
CLINTON				11131	11131			
HARRISON				3517	3517			
LAKE								
LENOX								
MACOMB	1074	826	1900					
RAY								
RICHMOND								
SHELBY	4722	4232	8954					
WASHINGTON								
CITIES								
CENTERLINE								
EAST DETROIT								
FRASER								
MEMPHIS								
MOUNT CLEMENS				3519	3519			
NEW BALTIMORE								
RICHMOND								
ROSEVILLE								
ST. CLAIR SHORES								
STERLING HEIGHTS	11757	12988	24745					
UTICA	539	606	1145					
WARREN								
GRAND TOTAL	17592	18652	36244	18167	18167			

STATEMENT OF VOTES, GENERAL ELECTION, TUESDAY, NOVEMBER 7th, 1978

Judge of the District Court <u>42-1</u> District				Judge of the District Court _____ District				25
TERM ENDING <u>12-31-1984</u> ONE TO BE ELECTED				TERM ENDING _____ TO BE ELECTED				
RICHARD D. McLEAN			TOTALS				TOTALS	NAMES OF TOWNSHIPS AND ELECTION DISTRICTS
								MACOMB SECTION 10
								All Offices Except Legislative Totals
								TOWNSHIPS
								ARMADA
								BRUCE
								CHESTERFIELD
								CLINTON
								HARRISON
								LAKE
								LENOX
								MACOMB
								RAY
								RICHMOND
								SHELBY
								WASHINGTON
								CITIES
								CENTERLINE
								EAST DETROIT
								FRASER
								MEMPHIS
								MOUNT CLEMENS
								NEW BALTIMORE
								RICHMOND
								ROSEVILLE
								ST. CLAIR SHORES
								STERLING HEIGHTS
								UTICA
								WARREN
								GRAND TOTAL
738			738					
1257			1257					
571 1			572					
373			373					
2101 8			2109					
192			192					
634			634					
5866 09			5875					

STATEMENT OF VOTES, GENERAL ELECTION, TUESDAY, NOVEMBER 7th, 1978

COMMUNITY COLLEGE TRUSTEES

SADIE BIALOCK	HARVEY R. DEAN	STEVEN DeLUCA	ODESSA KOMER	LEON M. KONIECZNY	STEVEN E. ZMUDA	TOTALS	NAMES OF TOWNSHIPS AND ELECTION DISTRICTS MACOMB SECTION 10 All Offices Except Legislative Totals TOWNSHIPS
412	495	346	295	185	169	1902	ARMADA
545	677	459	465	382	368	2901	BRUCE
1128	1427	1128	1031	909	816	6440	CHESTERFIELD
5633	6581	5543	4728	4220	3515	30221	CLINTON
1765	2185	1812	1563	1334	1209	9881	HARRISON
17	20	19	8	14	7	85	LAKE
269	264	208	263	263	236	1504	LENOX
705	964	813	835	678	584	4584	MACOMB
310	375	236	228	159	170	1478	RAY
147	190	222	205	145	93	1002	RICHMOND
3654	3652	2817	2973	2543	1938	17001	SHELBY
1079	1272	885	947	694	63	5498	WASHINGTON
1155	1361	1075	945	1030	735	6304	CITIES CENTERLINE
3941	4642	4463	3770	3547	2707	23081	EAST DETROIT
1136	1427	1234	1081	864	780	6527	FRASER
115	132	109	88	81	69	594	MEMPHIS
1606	2207	1528	1407	998	715	8473	MOUNT CLEMENS
509	659	442	497	351	315	2724	NEW BALTIMORE
272	397	252	287	133	162	1503	RICHMOND
4174	5039	4212	3396	3552	3065	23444	ROSEVILLE
7538	9460	8205	6954	5927	4857	42943	ST. CLAIR SHORES
9684	10584	10439	7929	8493	6389	53521	STERLING HEIGHTS
408	517	399	386	318	245	2277	UTICA
14675	19895	15137	12520	13882	9604	85733	WARREN
60277	74422	61983	52801	50702	39361	339671	GRAND TOTAL

STATE PROPOSALS

PROPOSAL A PROPOSAL RELATING TO CALLING A CONSTITUTIONAL CONVENTION.			PROPOSAL B PROPOSAL TO PROHIBIT THE GRANTING OF A PAROLE TO A PRISONER CONVICTED OF CERTAIN CRIMES INVOLVING VIOLENCE OR INJURY TO PERSON OR PROPERTY UNTIL AT LEAST AFTER THE MINIMUM SENTENCE HAS BEEN SERVED.			PROPOSAL C PROPOSAL TO PERMIT THE DEPOSIT OF STATE FUNDS IN SAVINGS AND LOAN ASSOCIATIONS AND CREDIT UNIONS AS WELL AS IN BANKS.			PROPOSAL D PROPOSAL TO PROHIBIT ALCOHOLIC BEVERAGES FROM BEING SOLD TO, OR POSSESSED FOR PURPOSES OF PERSONAL CONSUMPTION BY, A PERSON UNDER THE AGE OF 21.			NAMES OF TOWNSHIPS AND ELECTION DISTRICTS MACOMB SECTION 10 All Offices Except Legislative Totals TOWNSHIPS
YES	NO	TOTAL	YES	NO	TOTAL	YES	NO	TOTAL	YES	NO	TOTAL	
222	1017	1239	1015	238	1253	768	466	1234	873	403	1276	ARMADA
368	1426	1794	1474	348	1822	1155	641	1796	1188	660	1848	BRUCE
936	3015	3951	3271	783	4054	2520	1468	3988	2573	1523	4096	CHESTERFIELD
4164	13784	17948	14855	3391	18246	11584	6203	17787	11662	6793	18455	CLINTON
1234	4539	5773	4673	1232	5905	3757	2038	5795	3706	2250	5956	HARRISON
6	41	47	40	7	47	26	21	47	36	11	47	LAKE
239	857	1096	851	279	1130	652	441	1093	679	449	1128	LENOX
507	2270	2777	2270	542	2812	1679	1099	2778	1771	1080	2851	MACOMB
202	755	957	793	181	974	581	363	944	662	324	986	RAY
107	577	684	567	119	686	428	246	674	441	251	692	RICHMOND
2303	9421	11724	9939	2016	11955	7694	4024	11718	7731	4297	12028	SHELBY
678	2679	3357	2836	591	3427	2238	1121	3359	2250	1203	3453	WASHINGTON
993	2450	3443	2773	762	3535	2349	1113	3462	2363	1204	3567	CITIES CENTERLINE
3408	10244	13652	10577	3468	14045	8921	4990	13911	9147	5213	14360	EAST DETROIT
890	3318	4208	3474	795	4269	2669	1519	4188	2749	1567	4316	FRASER
263	199	462	208	53	261	250	110	360	143	123	266	MEMPHIS
1214	3704	4918	3707	1275	4982	2996	1906	4902	3049	2001	5050	MOUNT CLEMENS
416	1280	1696	1440	291	1731	1098	606	1704	1113	635	1748	NEW BALTIMORE
203	820	1023	702	239	941	544	426	1020	631	426	1057	RICHMOND
3931	10782	14713	11596	3477	15073	9458	5340	14798	9762	5391	15153	ROSEVILLE
6323	21686	28009	22644	6003	28647	18005	10192	28197	18281	10779	29060	ST. CLAIR SHORES
6137	24663	30800	25844	5389	31233	20611	10185	30796	20355	10833	31188	STERLING HEIGHTS
319	1067	1386	1161	266	1427	930	465	1395	949	500	1449	UTICA
11413	38172	49585	39837	10940	50777	31402	18348	49750	32604	18914	51518	WARREN
46476	158766	205242	166547	42685	209232	137365	73331	205696	134738	76830	211568	GRAND TOTAL

STATEMENT OF VOTES, GENERAL ELECTION, TUESDAY, NOVEMBER 7th, 1978

30

STATE PROPOSALS

NAMES OF TOWNSHIPS AND ELECTION DISTRICTS MACOMB SECTION 10 All Offices Except Legislative Totals TOWNSHIPS	PROPOSAL E PROPOSAL FOR TAX LIMITATION.			PROPOSAL G PROPOSAL TO ALLOW COLLECTIVE BARGAINING WITH BINDING ARBITRATION FOR MICHIGAN STATE POLICE TROOPERS.			PROPOSAL H PROPOSAL TO PROHIBIT THE USE OF PROPERTY TAXES FOR SCHOOL OPERATING EXPENSES AND TO ESTABLISH A VOUCHER SYSTEM FOR FINANCING EDUCATION OF STUDENTS AT PUBLIC AND NONPUBLIC SCHOOLS.			PROPOSAL J PROPOSAL TO REDUCE PROPERTY TAX ASSESSMENTS; TO ESTABLISH A MAXIMUM OF 5.8% ON THE RATE OF THE STATE INCOME TAX; TO PROHIBIT LEGISLATURE FROM REQUIRING NEW OR EXPANDED LOCAL PROGRAMS WITHOUT STATE FUNDING; AND TO ALLOW SCHOOL INCOME TAX WITH VOTER APPROVAL.		
	YES	NO	TOTAL	YES	NO	TOTAL	YES	NO	TOTAL	YES	NO	TOTAL
	ARMADA	749	489	1238	689	554	1243	383	877	1260	659	601
BRUCE	1148	654	1802	1055	758	1813	465	1350	1815	877	934	1811
CHESTERFIELD	2336	1629	3965	2375	1610	3985	1271	2731	4002	1841	2091	3932
CLINTON	10500	7539	18039	10076	7955	18031	5128	13037	18165	7405	10650	18055
HARRISON	3645	2195	5840	3239	2582	5821	1781	4076	5857	2754	3084	5838
LAKE	35	11	46	11	36	47	15	32	47	19	28	47
LENOX	646	462	1108	578	512	1090	402	705	1107	580	533	1113
MACOMB	1660	1130	2790	1511	1265	2776	841	1971	2812	1284	1508	2792
RAY	602	358	960	575	386	961	311	661	972	542	425	967
RICHMOND	408	264	672	354	316	670	210	476	686	357	323	680
SHELBY	7397	4383	11,780	6228	5497	11,725	2943	8879	11,822	5102	6661	11,763
WASHINGTON	2109	1277	3386	2042	1401	3443	784	2616	3400	1521	1859	3380
CITIES												
CENTERLINE	1796	1647	3443	2064	1375	3439	1390	2170	3560	1485	1963	3448
EAST DETROIT	7295	6600	13895	7562	6270	13802	4536	9572	14108	5593	8345	13938
FRASER	2247	1966	4213	2318	1871	4189	1074	3164	4238	1484	2714	4198
MEMPHIS	111	147	258	170	89	259	62	204	266	102	164	266
MOUNT CLEMENS	2609	2346	4955	2667	2230	4897	1414	3579	4993	1812	3094	4906
NEW BALTIMORE	985	715	1700	1022	687	1709	645	1078	1723	703	967	1670
RICHMOND	535	499	1034	588	434	1022	326	723	1049	437	598	1035
ROSEVILLE	8050	6649	14699	8656	5952	14608	5017	9939	14956	6120	8558	14678
ST. CLAIR SHORES	15706	12526	28232	15672	12965	28637	8532	20043	28575	11449	16801	28250
STERLING HEIGHTS	18435	12501	30936	16651	14129	30780	8315	22729	31044	12145	18763	30908
UTICA	820	589	1409	768	631	1399	442	973	1415	597	798	1395
WARREN	27476	22395	49871	27125	22451	49576	14130	35893	50023	21309	28772	50081
GRAND TOTAL	117,300	88,971	206,271	113,996	91,426	205,422	60,417	147,478	207,895	96,117	129,234	206,411

STATE PROPOSALS

PROPOSAL K PROPOSAL TO GRANT AUTHORITY TO COURTS TO DENY BAIL UNDER CERTAIN CIRCUMSTANCES INVOLVING VIOLENT CRIMES.			PROPOSAL M PROPOSAL TO ALLOCATE AT LEAST 90% OF GAS TAX REVENUES FOR GENERAL ROAD PURPOSES AND THE REMAINDER FOR OTHER TRANSPORTATION PURPOSES AND TO REPLACE STATE HIGHWAY COMMISSION WITH A TRANSPORTATION COMMISSION.			PROPOSAL R PROPOSAL TO AUTHORIZE CREATION OF A RAILROAD REDEVELOPMENT AUTHORITY TO MAKE LOANS TO RAILROADS WITH TRACKAGE IN MICHIGAN AND TO AUTHORIZE AUTHORITY TO ISSUE GENERAL OBLIGATION BONDS IN AMOUNT NOT TO EXCEED 175 MILLION DOLLARS.						NAMES OF TOWNSHIPS AND ELECTION DISTRICTS MACOMB SECTION 10 All Offices Except Legislative Totals TOWNSHIPS
YES	NO	TOTAL	YES	NO	TOTAL	YES	NO	TOTAL	YES	NO	TOTAL	
1082	171	1253	679	547	1226	494	710	1204				ARMADA
1572	239	1811	1035	750	1785	729	1025	1754				BRUCE
3495	525	4020	2079	1854	3933	1556	2330	3886				CHESTERFIELD
15924	2235	18159	9672	8097	17769	7060	10261	17321				CLINTON
5055	772	5827	3080	2686	5766	2310	3358	5668				HARRISON
39	7	46	28	19	47	18	29	47				LAKE
882	224	1106	623	530	1153	469	613	1082				LENOX
2399	384	2783	1381	1378	2759	1006	1701	2707				MACOMB
826	132	958	505	431	936	394	532	926				RAY
572	104	676	365	302	667	332	335	667				RICHMOND
10455	1389	11844	5806	5788	11594	4376	7020	11396				SHELBY
2986	415	3401	1824	1500	3324	1417	1870	3287				WASHINGTON
												CITIES
3038	447	3485	1852	1526	3378	1451	1903	3354				CENTERLINE
11945	2013	13958	7178	6421	13599	5860	7530	13390				EAST DETROIT
3659	562	4221	1999	2144	4143	1496	2587	4083				FRASER
217	28	245	133	126	259	114	146	260				MEMPHIS
4075	858	4933	2614	2224	4838	2203	2556	4759				MOUNT CLEMENS
1489	230	1719	889	799	1688	690	976	1666				NEW BALTIMORE
873	160	1033	538	475	1013	429	564	993				RICHMOND
12366	2484	14850	7363	7132	14495	5589	8778	14367				ROSEVILLE
24572	3727	28299	14197	13557	27754	11436	15774	27210				ST. CLAIR SHORES
27835	3268	31103	15005	15499	30504	11515	18418	29933				STERLING HEIGHTS
1247	152	1399	683	691	1374	553	803	1356				UTICA
42814	6982	49796	23679	25338	49017	18780	29704	48484				WARREN
179,417	27,508	206,925	103,207	99,814	203,021	80,277	119,523	199,800				GRAND TOTAL

CANVASS OF VOTES CAST

— AT THE —

GENERAL ELECTION

— HELD ON —

Tuesday, the 7th day of November, A.D. 1978

AND CANVASSED BY THE BOARD OF COUNTY CANVASSERS

of _____ County, Michigan

THE "KAZOO" CANVASS BOOK AND LOOSE LEAF
ELECTION RECORD, COMBINED

By the use of this Canvass Book much time and labor is saved. It completely covers the canvass of the Election Returns by the Board of County Canvassers, and when signed by the members of said Board and County Clerk makes a perfect Election Record.

MANUFACTURED BY

DOUBLEDAY BROS. & CO.

ELECTION SUPPLY MANUFACTURERS
STATIONERS AND PRINTERS

1919 East Kilgore Road

• KALAMAZOO, MICHIGAN

STATEMENT OF VOTES, GENERAL ELECTION, TUESDAY, NOVEMBER 7th, 1978

The whole number of votes given for the office of Governor and Lieutenant Governor							33					
was Two hundred eleven thousand, six hundred eighteen							2	1	1	6	18	
and they were given for the following named persons:												
WILLIAM B. FITZGERALD												
OLIVIA P. MAYNARD	received	Ninety-two thousand, two hundred forty-one	votes			9	2	2	41			
WILLIAM G. MILLIKEN												
JAMES H. BRICKLEY	received	One hundred nineteen thousand, three hundred	votes			1	1	9	3	34		
		thirty-four										
SCATTERING	received	Forty-three	votes							43		
		TOTAL	votes			2	1	1	6	18		
The whole number of votes given for the office of United States Senator												
was Two hundred nine thousand, three hundred, nine							2	0	9	3	09	
and they were given for the following named persons:												
CARL LEVIN	received	One hundred twelve thousand, five hundred sixty-one	votes			1	1	2	5	61		
ROBERT P. GRIFFIN	received	Ninety-six thousand, seven hundred, thirty-six	votes			9	6	7	36			
SCATTERING	received	Twelve	votes							12		
			votes									
		TOTAL	votes			2	0	9	3	09		
The whole number of votes given for the office of Secretary of State												
was Two hundred one thousand, one hundred, sixty-eight							2	0	1	1	68	
and they were given for the following named persons:												
RICHARD H. AUSTIN	received		votes			1	3	7	4	62		
MELVIN L. LARSEN	received		votes			6	3	7	01			
SCATTERING	received		votes							5		
			votes									
			votes									
		TOTAL	votes			2	0	1	1	68		
The whole number of votes given for the office of Attorney General												
was One hundred ninety-nine thousand, eight hundred, three							1	9	9	8	03	
and they were given for the following named persons:												
FRANK J. KELLEY	received		votes			1	4	6	9	79		
STEPHEN C. BRANSDORFER	received		votes			5	0	3	95			
JAMES E. WELLS	received		votes			2	4	24				
SCATTERING	received		votes							5		
			votes									
			votes									
		TOTAL	votes			1	9	9	8	03		
The whole number of votes given for the office of Representative in Congress 12th District												
was One hundred three thousand, seven hundred, thirty							1	0	3	7	30	
and they were given for the following named persons:												
DAVID E. BONIOR	received		votes			5	8	3	51			
KIRBY HOLMES	received		votes			4	5	3	78			
SCATTERING	received		votes							1		
			votes									
		TOTAL	votes			1	0	3	7	30		
The whole number of votes given for the office of Representative in Congress 14th District												
was Thirty-three thousand							3	3	0	00		
and they were given for the following named persons:												
LUCIEN N. NEDZI	received		votes			2	4	2	89			
JOHN EDWARD GETZ	received		votes			8	7	11				
SCATTERING	received		votes							0		
			votes									
		TOTAL	votes			3	3	0	00			

STATEMENT OF VOTES, GENERAL ELECTION, TUESDAY, NOVEMBER 7th, 1978

The whole number of votes given for the office of Representative in State Legislature 25th District								
was	Twenty-three thousand, three hundred, ninety-four			2	3	3	94	
and they were given for the following named persons:								
DENNIS M. DUTKO	received		votes	1	7	2	34	
MARY E. MAY	received		votes		6	1	60	
SCATTERING	received		votes				0	
	received		votes					
	received		votes					
	TOTAL		votes	2	3	3	94	

The whole number of votes given for the office of Representative in State Legislature 26th District								
was	Twenty-six thousand, eight hundred, fifty-five			2	6	8	55	
and they were given for the following named persons:								
KENNETH J. DeBEAUSSAERT	received		votes	1	4	2	20	
LARRY LICK	received		votes	1	2	6	33	
SCATTERING	received		votes				2	
	received		votes					
	received		votes					
	TOTAL		votes	2	6	8	55	

The whole number of votes given for the office of Representative in State Legislature 70th District								
was	Eighteen thousand, one hundred, eighty-three			1	8	1	83	
and they were given for the following named persons:								
JOHN T. KELSEY	received		votes	1	4	1	19	
WM. H. BRITIGAN, JR.	received		votes		4	0	64	
SCATTERING	received		votes				0	
	received		votes					
	received		votes					
	TOTAL		votes	1	8	1	83	

The whole number of votes given for the office of Representative in State Legislature 71st District								
was	Twenty-eight thousand, one hundred, sixty-three			2	8	1	63	
and they were given for the following named persons:								
SAL ROCCA	received		votes	1	6	4	00	
DOUG CRUCE	received		votes	1	1	7	63	
SCATTERING	received		votes				0	
	received		votes					
	received		votes					
	TOTAL		votes	2	8	1	63	

The whole number of votes given for the office of Representative in State Legislature 72nd District								
was	Eighteen thousand, six hundred, ninety-two			1	8	6	92	
and they were given for the following named persons:								
NICK CIARAMITARO	received		votes	1	3	4	04	
PATRICK J. DRISCOLL	received		votes		5	2	84	
SCATTERING	received		votes				4	
	received		votes					
	received		votes					
	TOTAL		votes	1	8	6	92	

The whole number of votes given for the office of Representative in State Legislature 73rd District								
was	Nineteen thousand, five hundred, eight			1	9	5	08	
and they were given for the following named persons:								
LEO R. LaLONDE	received		votes	1	3	7	82	
ROGER M. ANGELINI	received		votes		5	7	26	
SCATTERING	received		votes				0	
	received		votes					
	received		votes					
	TOTAL		votes	1	9	5	08	

STATEMENT OF VOTES, GENERAL ELECTION, TUESDAY, NOVEMBER 7th, 1978

36

The whole number of votes given for the office of **Representative in State Legislature 74th District**

was	Twenty-two thousand , three hundred, fifty-three					2	2	3	53
and they were given for the following named persons:									
JOHN M. MAYNARD	received					1	4	9	82
KATHLEEN M. DALKA	received						7	3	71
SCATTERING	received								0
	received								
	TOTAL					2	2	3	53

The whole number of votes given for the office of **Representative in State Legislature 75th District**

was	Twenty-seven thousand nine hundred and fifty-one Twenty-seven thousand nine hundred and fifty-one					2	7	9	51
and they were given for the following named persons:									
DAVID H. EVANS	received					1	7	5	79
MICHAEL C. SESSA	received					1	0	8	72
SCATTERING	received								0
	received								
	received								
	received								
	TOTAL					2	7	9	51

The whole number of votes given for the office of **Representative in State Legislature 78th District**

was	Two thousand, two hundred, eighty-six					2	2		86
and they were given for the following named persons:									
LARRY E. BURKHALTER	received					1	4		03
JOSEPH E. LANDRY	received							8	83
SCATTERING	received								0
	received								
	received								
	received								
	TOTAL					2	2		86

The whole number of votes given for the office of **Members of the State Board of Education**

was	Three hundred twenty-six thousand, one hundred, fifty-four					3	2	6	1	54
and they were given for the following named persons:										
MALCOLM G. DADE, JR.	received						8	6	7	83
ANNETTA MILLER	received					1	0	6	7	75
BARBARA DUMOUCHELLE	received						7	7	6	57
SILVERENIA Q. KANOYTON	received						5	4	9	32
SCATTERING	received									7
	received									
	received									
	TOTAL					3	2	6	1	54

The whole number of votes given for the office of **Regents of the University of Michigan**

was	Three hundred ten thousand, seven hundred, thirty-three					3	1	0	7	33
and they were given for the following named persons:										
PAUL BROWN	received						9	7	9	88
JAMES L. WATERS	received						9	1	5	86
JOHN R. AXE	received						5	8	7	42
GILBERT E. BURSLEY	received						6	2	4	11
SCATTERING	received									6
	received									
	received									
	received									
	TOTAL					3	1	0	7	33

STATEMENT OF VOTES, GENERAL ELECTION, TUESDAY, NOVEMBER 7th, 1978

38

The whole number of votes given for the office of

was

and they were given for the following named persons:

received	votes
received	votes
received	votes
received	votes
received	votes
TOTAL	votes

The whole number of votes given for the office of **County Commissioner, 1st District**

was **Five thousand, four hundred, forty-one**

5 4 41

and they were given for the following named persons:

ROBERT A. VER KUILEN	received	votes	4 0 73
KENDALL M. MOORE	received	votes	1 3 68
SCATTERING	received	votes	0
	received	votes	
	received	votes	
TOTAL	votes		5 4 41

The whole number of votes given for the office of **County Commissioner, 2nd District**

was **Four thousand, six hundred, seventy-one**

4 6 71

and they were given for the following named persons:

RAYMOND D. MYSLAKOWSKI	received	votes	4 6 59
SCATTERING	received	votes	12
	received	votes	
	received	votes	
TOTAL	votes		4 6 71

The whole number of votes given for the office of **County Commissioner, 3rd District**

was **Two thousand, eight hundred, eighty-three**

2 7 83

and they were given for the following named persons:

MARK A. STEENBERGH	received	votes	2 7 82
SCATTERING	received	votes	1
	received	votes	
	received	votes	
TOTAL	votes		2 7 83

The whole number of votes given for the office of **County Commissioner, 4th District**

was **Five thousand, five hundred, seventy-two**

5 5 72

and they were given for the following named persons:

RICHARD D. SABAUGH	received	votes	4 1 60
DONALD E. BRINKMAN	received	votes	1 4 12
SCATTERING	received	votes	0
	received	votes	
	received	votes	
TOTAL	votes		5 5 72

The whole number of votes given for the office of **County Commissioner, 5th District**

was **Seven thousand, two hundred, nine**

7 2 09

and they were given for the following named persons:

SAM J. PETITTO	received	votes	5 3 26
DONALD G. MAY	received	votes	1 8 83
SCATTERING	received	votes	0
	received	votes	
	received	votes	
TOTAL	votes		7 2 09

STATEMENT OF VOTES, GENERAL ELECTION, TUESDAY, NOVEMBER 7th, 1978

				39		
The whole number of votes given for the office of County Commissioner, 6th District						
was	Six thousand, eight hundred, forty-nine			6	8	49
and they were given for the following named persons:						
DONALD GURCZYNSKI	received	votes		4	3	54
ROBERT J. LEMANSKI	received	votes		2	4	95
SCATTERING	received	votes				0
	received	votes				
	received	votes				
	TOTAL	votes		6	8	49
The whole number of votes given for the office of County Commissioner, 7th District						
was	Four thousand, one hundred, sixty-seven			4	1	67
and they were given for the following named persons:						
WALTER J. DILBER, JR.	received	votes		4	1	66
SCATTERING	received	votes				1
	received	votes				
	received	votes				
	TOTAL	votes		4	1	67
The whole number of votes given for the office of County Commissioner, 8th District						
was	Five thousand, six hundred, thirty-three			5	6	33
and they were given for the following named persons:						
JAMES E. McCARTHY	received	votes		5	6	32
SCATTERING	received	votes				1
	received	votes				
	received	votes				
	TOTAL	votes		5	6	33
The whole number of votes given for the office of County Commissioner, 9th District						
was	Twelve thousand, one hundred, fifty-four			1	2	154
and they were given for the following named persons:						
CHARLES CHALGHIAN	received	votes		7	9	00
GEORGE RUNSTADLER	received	votes		4	2	54
SCATTERING	received	votes				0
	received	votes				
	received	votes				
	TOTAL	votes		1	2	154
The whole number of votes given for the office of County Commissioner, 10th District						
was	Eight thousand, eight hundred, ninety-three			8	8	93
and they were given for the following named persons:						
RALPH A. CARUSO	received	votes		6	0	89
MARCIA A. HERBST	received	votes		2	8	04
SCATTERING	received	votes				0
	received	votes				
	received	votes				
	TOTAL	votes		8	8	93
The whole number of votes given for the office of County Commissioner, 11th District						
was	Six thousand, one hundred, ninety			6	1	90
and they were given for the following named persons:						
TERRANCE A. ALMQUIST	received	votes		6	1	84
SCATTERING	received	votes				6
	received	votes				
	received	votes				
	TOTAL	votes		6	1	90

STATEMENT OF VOTES, GENERAL ELECTION, TUESDAY, NOVEMBER 7th, 1978

40	The whole number of votes given for the office of County Commissioner, 12th District						
	was	Five thousand, seven hundred, forty-four				5	7 44
	and they were given for the following named persons:						
	RAYMOND F. DeGREDEL	received	votes			5	8 38
	SCATTERING	received	votes				6
		received	votes				
		received	votes				
		received	votes				
		TOTAL	votes			5	7 44
	The whole number of votes given for the office of County Commissioner, 13th District						
	was	Five thousand, four hundred, seventy-five				5	4 75
	and they were given for the following named persons:						
	WALTER FRANCHUK	received	votes			5	4 73
	SCATTERING	received	votes				2
		received	votes				
		received	votes				
		received	votes				
		TOTAL	votes			5	4 75
	The whole number of votes given for the office of County Commissioner, 14th District						
	was	Seven thousand, four hundred, twenty-eight				7	4 28
	and they were given for the following named persons:						
	RAYMOND H. TROMBLEY	received	votes			5	4 48
	GARY L. BRIGHT	received	votes			1	9 80
	SCATTERING	received	votes				0
		received	votes				
		received	votes				
		TOTAL	votes			7	4 28
	The whole number of votes given for the office of County Commissioner, 15th District						
	was	Five thousand, nine hundred, sixty-six				5	9 66
	and they were given for the following named persons:						
	MARY LOUISE DANER	received	votes			5	9 60
	SCATTERING	received	votes				6
		received	votes				
		received	votes				
		received	votes				
		TOTAL	votes			5	9 66
	The whole number of votes given for the office of County Commissioner, 16th District						
	was	Six thousand, six hundred, sixty-five				6	6 65
	and they were given for the following named persons:						
	WILLIAM J. BALLOR	received	votes			4	1 48
	CHARLES G. PRICE	received	votes			2	5 17
	SCATTERING	received	votes				0
		received	votes				
		received	votes				
		TOTAL	votes			6	6 65
	The whole number of votes given for the office of County Commissioner, 17th District						
	was	Four thousand, seven hundred, eleven				4	7 11
	and they were given for the following named persons:						
	JAMES JOHN SHARP	received	votes			4	7 06
	SCATTERING	received	votes				5
		received	votes				
		received	votes				
		TOTAL	votes			4	7 11

STATEMENT OF VOTES, GENERAL ELECTION, TUESDAY, NOVEMBER 7th, 1978

The whole number of votes given for the office of County Commissioner, 18th District				41		
was	Five thousand, nine hundred, one			5	9	01
and they were given for the following named persons:						
HAROLD E. GROVE	received	votes		4	4	20
JAMES J. JURCAK, III	received	votes		1	4	81
SCATTERING	received	votes				0
	received	votes				
	received	votes				
	TOTAL	votes		5	9	01
The whole number of votes given for the office of County Commissioner, 19th District						
was	Five thousand, two hundred, sixty-four			5	2	64
and they were given for the following named persons:						
ELIZABETH M. SLINDE	received	votes		3	6	63
PATRICIA N. STONEHOUSE	received	votes		1	6	01
SCATTERING	received	votes				0
	received	votes				
	received	votes				
	TOTAL	votes		5	2	64
The whole number of votes given for the office of County Commissioner, 20th District						
was	Five thousand, seven hundred, thirty			5	7	30
and they were given for the following named persons:						
DONALD G. TARNOWSKI	received	votes		4	2	95
JUNE E. WYSZYNSKI	received	votes		1	4	34
SCATTERING	received	votes				1
	received	votes				
	received	votes				
	TOTAL	votes		5	7	30
The whole number of votes given for the office of County Commissioner, 21st District						
was	Six thousand, six hundred, twenty			6	6	20
and they were given for the following named persons:						
HERBERT P. McHENRY	received	votes		4	8	60
ROSARIO MAZZARA	received	votes		1	7	60
SCATTERING	received	votes				0
	received	votes				
	received	votes				
	TOTAL	votes		6	6	20
The whole number of votes given for the office of County Commissioner, 22nd District						
was	Four thousand, five thousand, ninety-four			4	5	94
and they were given for the following named persons:						
WILLARD D. BACK	received	votes		4	5	94
SCATTERING	received	votes				0
	received	votes				
	received	votes				
	received	votes				
	TOTAL	votes		4	5	94
The whole number of votes given for the office of County Commissioner, 23rd District						
was	Six thousand, seven hundred, fifty-eight			6	7	58
and they were given for the following named persons:						
HUBERT J. VANDER PUTTEN	received	votes		4	2	46
KEITH PARKINSON	received	votes		2	5	12
SCATTERING	received	votes				0
	received	votes				
	received	votes				
	TOTAL	votes		6	7	58

STATEMENT OF VOTES, GENERAL ELECTION, TUESDAY, NOVEMBER 7th, 1978

42	The whole number of votes given for the office of County Commissioner, 24th District							
	was	Six thousand, three hundred, fifty-seven				6	3	57
	and they were given for the following named persons:							
	THOMAS L. TOMLINSON	received	votes			4	2	07
	ALICE HANSON	received	votes			2	1	50
	SCATTERING	received	votes					0
		received	votes					
		TOTAL	votes			6	3	57

	The whole number of votes given for the office of County Commissioner, 25th District							
	was	Four thousand, five hundred, eighty				4	5	80
	and they were given for the following named persons:							
	PATRICK J. JOHNSON	received	votes			4	5	78
	SCATTERING	received	votes					2
		received	votes					
		received	votes					
		TOTAL	votes			4	5	80

	The whole number of votes given for the office of County Commissioner, 26th District							
	was							
	and they were given for the following named persons:							
		received	votes					
		received	votes					
		received	votes					
		received	votes					
		TOTAL	votes					

	The whole number of votes given for the office of County Commissioner, 27th District							
	was							
	and they were given for the following named persons:							
		received	votes					
		received	votes					
		received	votes					
		received	votes					
		TOTAL	votes					

NON-PARTISAN

	The whole number of votes given for the office of Justice of the Supreme Court-Regular Term (1-1-87)							
	was	Three hundred fourteen thousand, seven hundred, thirty-four				3	1	4734
	and they were given for the following named persons:							
	ALICE L. GILBERT	received	votes			5	5	189
	GARY R. McDONALD	received	votes			4	2	314
	JAMES L. RYAN	received	votes			1	0	0273
	G. MENNEN WILLIAMS	received	votes			1	1	6943
	SCATTERING	received	votes					15
		received	votes					
		received	votes					
		TOTAL	votes			3	1	4734

	The whole number of votes given for the office of Justice of the Court of Appeals 2nd District							
	was	One hundred sixty-three thousand, seventy-eight				1	6	3078
	and they were given for the following named persons:							
	WALTER P. CYNAR	received	votes			1	1	2029
	E. THOMAS FITZGERALD	received	votes			5	1	045
	SCATTERING	received	votes					4
		received	votes					
		TOTAL	votes			1	6	3078

STATEMENT OF VOTES, GENERAL ELECTION, TUESDAY, NOVEMBER 7th, 1978

The whole number of votes given for the office of Judge of the Circuit Court 16th Circuit											43	
was	Two hundred ten thousand, eighty-seven						2	1	0	0	87	
and they were given for the following named persons:												
FRANK E. JEANNETTE	received						1	2	2	2	20	
KENNETH N. SANBORN	received							8	7	8	23	
SCATTERING	received										44	
	received											
	received											
	TOTAL						2	1	0	0	87	
The whole number of votes given for the office of Judge of the Circuit Court Circuit												
was												
and they were given for the following named persons:												
	received											
	received											
	received											
	received											
	received											
	TOTAL											
The whole number of votes given for the office of Judge of the Circuit Court Circuit												
was												
and they were given for the following named persons:												
	received											
	received											
	received											
	received											
	received											
	TOTAL											
The whole number of votes given for the office of Judge of the Probate Court Regular Term												
was	One hundred, twenty-three thousand, four hundred, thirty						1	2	3	4	30	
and they were given for the following named persons:												
JAMES F. NOWICKI	received						1	2	3	4	21	
SCATTERING	received										9	
	received											
	received											
	received											
	TOTAL						1	2	3	4	30	
The whole number of votes given for the office of Judge of the Probate Court Unexpired Term												
was	One hundred forty-six thousand, four hundred, thirty						1	4	6	4	30	
and they were given for the following named persons:												
GEORGE E. MONTGOMERY	received							6	7	3	41	
LAWRENCE P. ZATKOFF	received							7	9	0	85	
SCATTERING	received										4	
	received											
	received											
	TOTAL						1	4	6	4	30	
The whole number of votes given for the office of Judge of the District Court 37th District												
was	Thirty-one thousand, one hundred, twenty-three						3	1	1	23		
and they were given for the following named persons:												
SHERMAN P. FAUNCE	received						3	1	1	07		
SCATTERING	received										16	
	received											
	received											
	TOTAL						3	1	1	23		

STATEMENT OF VOTES, GENERAL ELECTION, TUESDAY, NOVEMBER 7th, 1978

44	The whole number of votes given for the office of Judge of the District Court 39th District							
	was	Eleven thousand, four hundred, ninety		1	1	4	90	
	and they were given for the following named persons:							
	MARY E. McDEVITT	received	votes	1	1	4	83	
	SCATTERING	received	votes				7	
		received	votes					
		received	votes					
		received	votes					
		TOTAL	votes	1	1	4	90	
	The whole number of votes given for the office of Judge of the District Court 41A District (12-31-1984)							
	was	Twenty-five thousand, one hundred, eighty-six		2	5	1	86	
	and they were given for the following named persons:							
	ANDREW R. DRANCHAK	received	votes	2	5	1	85	
	SCATTERING	received	votes				1	
		received	votes					
		received	votes					
		received	votes					
		TOTAL	votes	2	5	1	86	
	The whole number of votes given for the office of Judge of the District Court 41A District (12-31-1982)							
	was	Twenty-nine thousand, nine hundred, thirty-six		2	9	9	36	
	and they were given for the following named persons:							
	HERMAN C. CAMPBELL	received	votes	2	0	3	67	
	JAMES W. METZ	received	votes		9	5	69	
	SCATTERING	received	votes				0	
		received	votes					
		received	votes					
		TOTAL	votes	2	9	9	36	
	The whole number of votes given for the office of Judge of the District Court 41A District (12-31-1982)							
	was	Thirty-six thousand, two hundred, forty-four		3	6	2	44	
	and they were given for the following named persons:							
	KENNETH J. KOSNIC	received	votes	1	8	6	52	
	JACQUELINE D. NANNI	received	votes	1	7	5	92	
	SCATTERING	received	votes				0	
		received	votes					
		received	votes					
		TOTAL	votes	3	6	2	44	
	The whole number of votes given for the office of Judge of the District Court 41B Court							
	was	Eighteen thousand, one hundred, sixty-six		1	8	1	66	
	and they were given for the following named persons:							
	JOHN G. ROSKOPP	received	votes	1	8	1	66	
	SCATTERING	received	votes				0	
		received	votes					
		received	votes					
		received	votes					
		TOTAL	votes	1	8	1	66	
	The whole number of votes given for the office of Judge of the District Court 42-1 Court							
	was	Five thousand, eight hundred, seventy-five		5	8	75		
	and they were given for the following named persons:							
	RICHARD D. McLEAN	received	votes	5	8	66		
	SCATTERING	received	votes				9	
		received	votes					
		received	votes					
		TOTAL	votes	5	8	75		

STATEMENT OF VOTES, GENERAL ELECTION, TUESDAY, NOVEMBER 7th, 1978

The whole number of votes given for the office of Judge of the Court was and they were given for the following named persons:	45
received	votes
received	votes
received	votes
received	votes
received	votes
TOTAL	votes

The whole number of votes given for the office of Community College Trustees was Three hundred thirty-nine thousand, six hundred, seventy-one and they were given for the following named persons:	3 3 9 6 71
SADIE BIALOCK received	votes 6 0 2 77
HARVEY R. DEAN received	votes 7 4 4 22
STEVEN De LUCA received	votes 6 1 9 83
ODESSA KOMER received	votes 5 2 8 01
LEON M. KONIECZNY received	votes 5 0 7 02
STEVEN E. ZMUDA received	votes 3 9 3 61
SCATTERING received	votes 1 25
received	votes
received	votes
received	votes
received	votes
received	votes
received	votes
received	votes
TOTAL	votes 3 3 9 6 71

The whole number of votes given for the office of Community College Trustees was and they were given for the following named persons:	
received	votes
received	votes
received	votes
received	votes
received	votes
received	votes
received	votes
received	votes
received	votes
received	votes
received	votes
received	votes
received	votes
received	votes
TOTAL	votes

The whole number of votes given for the office of was and they were given for the following named persons:	
received	votes
received	votes
received	votes
received	votes
received	votes
received	votes
received	votes
received	votes
received	votes
received	votes
received	votes
received	votes
received	votes
TOTAL	votes

STATEMENT OF VOTES, GENERAL ELECTION, TUESDAY, NOVEMBER 7th, 1978

46

PROPOSALS

The whole number of votes cast on State Proposal A								
was	Two hundred five thousand, two hundred, forty-two	and they were cast as follows:	2	0	5	2	42	
YES Received		votes	4	6	4	76		
NO received		votes	1	5	8	7	66	
The whole number of votes cast on State Proposal B								
was	Two hundred nine thousand, two hundred, thirty-two	and they were cast as follows:	2	0	9	2	32	
YES Received		votes	1	6	6	5	47	
NO received		votes	4	2	6	85		
The whole number of votes case on State Proposal C								
was	Two hundred six thousand, nine hundred Two hundred five thousand, six hundred ninety-six	and they were cast as follows:	2	0	6	0	96	
YES Received		votes	1	3	2	3	65	
NO received		votes	7	3	3	31		
The whole number of votes cast on State Proposal D								
was	Two hundred eleven thousand, five hundred, sixty-eight	and they were cast as follows:	2	1	1	5	68	
YES Received		votes	1	3	4	7	38	
NO received		votes	7	6	8	30		
The whole number of votes cast on State Proposal E								
was	Two hundred six thousand, two hundred, seventy-one	and they were cast as follows:	2	0	6	2	71	
YES Received		votes	1	1	7	3	00	
NO received		votes	8	8	9	71		
The whole number of votes cast on State Proposal G								
was	Two hundred five thousand, four hundred, twenty-two	and they were cast as follows:	2	0	5	4	22	
YES Received		votes	1	1	3	9	96	
NO received		votes	9	1	4	26		
The whole number of votes cast on State Proposal H								
was	Two hundred seven thousand, eight hundred, ninety-five	and they were cast as follows:	2	0	7	8	95	
YES Received		votes	6	0	4	17		
NO received		votes	1	4	7	4	78	
The whole number of votes cast on State Proposal J								
was	Two hundred six thousand, four hundred, eleven	and they were cast as follows:	2	0	6	4	11	
YES Received		votes	8	6	1	77		
NO received		votes	1	2	0	2	34	
The whole number of votes cast on State Proposal K								
was	Two hundred six thousand, nine hundred, twenty-five	and they were cast as follows:	2	0	6	9	25	
YES Received		votes	1	7	9	4	17	
NO received		votes	2	7	5	07		
The whole number of votes cast on State Proposal M								
was	Two hundred two thousand, nine hundred, twenty-one	and they were cast as follows:	2	0	2	9	21	
YES Received		votes	1	0	3	2	07	
NO received		votes	9	9	7	14		
The whole number of votes cast on State Proposal R								
was	One hundred ninety-nine thousand, eight hundred	and they were cast as follows:	1	9	9	8	00	
YES Received		votes	8	0	2	77		
NO received		votes	1	1	9	5	23	

STATEMENT OF VOTES, GENERAL ELECTION, TUESDAY, NOVEMBER 7th, 1978

The whole number of votes cast on

was

and they were cast as follows:

YES Received

votes

NO received

votes

The whole number of votes cast on

was

and they were cast as follows:

YES Received

votes

NO received

votes

The whole number of votes cast on

was

and they were cast as follows:

YES Received

votes

NO received

votes

The whole number of votes cast on

was

and they were cast as follows:

YES Received

votes

NO received

votes

The whole number of votes cast on

was

and they were cast as follows:

YES Received

votes

NO received

votes

CERTIFICATE OF DETERMINATION

STATE OF MICHIGAN. }
COUNTY OF MACOMB } SS.

The Board of County Canvassers of MACOMB County
having Ascertained and Canvassed the Votes of the several Cities and Townships of said County, of the General
Election, held on Tuesday, the 7th day of November, A. D. 1978.

Do Hereby Certify and Determine

That John Kelly having received the largest number of
votes is elected to the office of **State Senator** 1st District

That Thomas Guastello having received the largest number of
votes is elected to the office of **State Senator** 9th District

That Gilbert J. DiNello having received the largest number of
votes is elected to the office of **State Senator** 26th District

That Arthur J. Miller, Jr. having received the largest number of
votes is elected to the office of **State Senator** 27th District

That Alvin J. DeGrow having received the largest number of
votes is elected to the office of **State Senator** 28th District

That Dennis M. Dutko having received the largest number of
votes is elected to the office of **Representative in State Legislature** 25th District

That Kenneth J. DeBeaussaert having received the largest number of
votes is elected to the office of **Representative in State Legislature** 26th District

That John T. Kelsey having received the largest number of
votes is elected to the office of **Representative in State Legislature** 70th District

That Sal Rocca having received the largest number of
votes is elected to the office of **Representative in State Legislature** 71st District

That Nick Ciaramitaro having received the largest number of
votes is elected to the office of **Representative in State Legislature** 72nd District

That Leo R. Lalonde having received the largest number of
votes is elected to the office of **Representative in State Legislature** 73rd District

That John M. Maynard having received the largest number of
votes is elected to the office of **Representative in State Legislature** 74th District

That David H. Evans having received the largest number of
votes is elected to the office of **Representative in State Legislature** 75th District

That Larry Burkhalter having received the largest number of
votes is elected to the office of **Representative in State Legislature 78th District**

That _____ having received the largest number of
votes is elected to the office of _____

That _____ having received the largest number of
votes is elected to the office of _____

That _____ having received the largest number of
votes is elected to the office of _____

CERTIFICATE OF DETERMINATION

That _____ having received the largest number of votes is elected to the office of _____

That _____ having received the largest number of votes is elected to the office of _____

That Robert A. VerKuilen having received the largest number of votes is elected to the office of **County Commissioner, 1st District**

That Raymond D. Myslakowski having received the largest number of votes is elected to the office of **County Commissioner, 2nd District**

That Mark A. Steenbergh having received the largest number of votes is elected to the office of **County Commissioner, 3rd District**

That Richard D. Sabaugh having received the largest number of votes is elected to the office of **County Commissioner, 4th District**

That Sam J. Petitto having received the largest number of votes is elected to the office of **County Commissioner, 5th District**

That Donald Gurczynski having received the largest number of votes is elected to the office of **County Commissioner, 6th District**

That Walter Dilber, Jr. having received the largest number of votes is elected to the office of **County Commissioner, 7th District**

That James E. McCarthy having received the largest number of votes is elected to the office of **County Commissioner, 8th District**

That Charles Chalhian having received the largest number of votes is elected to the office of **County Commissioner, 9th District**

That Ralph A. Caruso having received the largest number of votes is elected to the office of **County Commissioner, 10th District**

That Terrance A. Almquist having received the largest number of votes is elected to the office of **County Commissioner, 11th District**

That Raymond F. DeGrendel having received the largest number of votes is elected to the office of **County Commissioner, 12th District**

That Walter Franchuk having received the largest number of votes is elected to the office of **County Commissioner, 13th District**

That Raymond H. Trombley having received the largest number of votes is elected to the office of **County Commissioner, 14th District**

That Mary Louise Daner having received the largest number of votes is elected to the office of **County Commissioner, 15th District**

That William J. Ballor having received the largest number of votes is elected to the office of **County Commissioner, 16th District**

That James John Sharp having received the largest number of votes is elected to the office of **County Commissioner, 17th District**

That Harold E. Grove having received the largest number of votes is elected to the office of **County Commissioner, 18th District**

CERTIFICATE OF DETERMINATION

That Elizabeth M. Slinde having received the largest number of votes is elected to the office of **County Commissioner, 19th District**

That Donald G. Tarnowski having received the largest number of votes is elected to the office of **County Commissioner, 20th District**

That Herbert P. McHenry having received the largest number of votes is elected to the office of **County Commissioner, 21st District**

That Willard D. Back having received the largest number of votes is elected to the office of **County Commissioner, 22nd District**

That Hubert J. Vander Putten having received the largest number of votes is elected to the office of **County Commissioner, 23rd District**

That Thomas L. Tomlinson having received the largest number of votes is elected to the office of **County Commissioner, 24th District**

That Patrick J. Johnson having received the largest number of votes is elected to the office of **County Commissioner, 25th District**

That _____ having received the largest number of votes is elected to the office of **County Commissioner, 26th District**

That _____ having received the largest number of votes is elected to the office of **County Commissioner, 27th District**

That Frank E. Jeannette having received the largest number of votes is elected to the office of **Judge of the Circuit Court 16th Circuit, Term Ending 1-1-1985**

That Kenneth N. Sanborn having received ^{sufficient}~~the largest~~ number of votes is elected to the office of **Judge of the Circuit Court 16th Circuit, Term Ending 1-1-1985**

That _____ having received the largest number of votes is elected to the office of **Judge of the Circuit Court _____ Circuit, Term Ending _____**

That James F. Nowicki having received the largest number of votes is elected to the office of **Judge of the _____ Probate Court, Term Ending 1-1-1985**

That Lawrence P. Zatkoff having received the largest number of votes is elected to the office of **Judge of the _____ Probate Court, Term Ending 1-1-1983**

That Sherman P. Faunce having received the largest number of votes is elected to the office of **Judge of the 37th District Court, Term Ending 12-31-1984**

That Mary E. McDevitt having received the largest number of votes is elected to the office of **Judge of the 39th District Court, Term Ending 12-31-1984**

That Andrew R. Dranchak having received the largest number of votes is elected to the office of **Judge of the 41A District Court, Term Ending 12-31-1984**

That Herman C. Campbell having received the largest number of votes is elected to the office of **Judge of the 41A District Court, Term Ending 12-31-1982**

That Kenneth J. Kosnic having received the largest number of votes is elected to the office of **Judge of the 41A District Court, Term Ending 12-31-1982**

That John G. Roskopp having received the largest number of votes is elected to the office of **Judge of the 41B District Court, Term Ending 12-31-1984**

CERTIFICATE OF DETERMINATION

That Richard D. McLean having received the largest number of votes is elected to the office of Judge of the 42 (Division 1) District Court, Term Ending 12-31-1984

That _____ having received the largest number of votes is elected to the office of _____

That _____ having received the largest number of votes is elected to the office of _____

That _____ having received the largest number of votes is elected to the office of _____

That _____ having received the largest number of votes is elected to the office of _____

That _____ having received the largest number of votes is elected to the office of _____

CERTIFICATE OF DETERMINATION

NOTE: USE FOLLOWING FORM ON PROPOSITIONS SUBMITTED AND AFFECTING YOUR COUNTY ONLY.

On the Proposition _____ that _____ received the largest number of votes and it is declared that said Proposition _____ carry in said County.

On the Proposition _____ that _____ received the largest number of votes and it is declared that said Proposition _____ carry in said County.

On the Proposition _____ that _____ received the largest number of votes and it is declared that said Proposition _____ carry in said County.

On the Proposition _____ that _____ received the largest number of votes and it is declared that said Proposition _____ carry in said County.

In Witness Whereof, We have hereunto set our hands and affixed the Seal of the Circuit Court for the County of _____ on November _____, 1978.



Handwritten signatures of Elsie J. Smith, Ruth A. C. Clark, and Vincent Ludobky

BOARD OF COUNTY CANVASSERS

ATTEST: Edna Miller, CLERK OF BOARD OF COUNTY CANVASSERS.

CHAIRPERSON OF BOARD OF COUNTY CANVASSERS.

STATE OF MICHIGAN, } COUNTY OF MACOMB } SS.

We Do Hereby Certify, That the foregoing is a correct statement of the votes given in the County of _____ for the offices named in such statement and for the persons designated therein, and other matters submitted, at the General Election, held on November 7, 1978.

In Witness Whereof, We have hereunto set our hands and caused to be affixed the Seal of the Circuit Court for the County of _____ on November _____, 1978.

(SEAL)

Handwritten signatures of Elsie J. Smith, Ruth A. C. Clark, and Vincent Ludobky

BOARD OF COUNTY CANVASSERS

ATTEST: Edna Miller, CLERK OF BOARD OF COUNTY CANVASSERS.

STATE OF MICHIGAN, } COUNTY OF MACOMB } SS.

We Hereby Certify, That the foregoing is a correct transcript of the statement of the Board of County Canvassers of the County of _____ of the votes given in such County for the offices named in said statement and for the persons designated therein, and other matters submitted, at the General Election, held on November 7, 1978 so far as it relates to the votes cast for said office, as appears from the original statement on file in the office of the County Clerk.

In Witness Whereof, We have hereunto set our hands and caused to be affixed the seal of the Circuit Court for the County of _____ on November _____, 1978.

(SEAL)

Handwritten signatures of Edna Miller (County Clerk) and Elsie J. Smith (Chairperson of the Board of County Canvassers)

STATEMENT OF VOTES, GENERAL ELECTION, TUESDAY, NOVEMBER 7th, 1978

COUNTY COMMISSIONER 1st DISTRICT

COUNTY COMMISSIONER 2nd DISTRICT

COUNTY COMMISSIONER 1st DISTRICT		COUNTY COMMISSIONER 2nd DISTRICT		TOTALS	TOTALS	NAMES OF TOWNSHIPS AND ELECTION DISTRICTS
ROBERT A. VER KUILEN	KENDALL M. MOORE	Raymond D. Myslakowski	MAYHEWNIK			
						1st DISTRICT
						CITY OF WARREN-1
130	49			179		2
140	42			182		3
342	105			447		4
246	62			308		5
249	53			302		6
257	80			337		7
216	65			281		8
201	55			256		9
105	31			136		10
223	61			284		11
244	97			341		12
308	113			421		13
195	60			255		13 A
157	46			203		14
110	51			161		39
234	109			343		40
138	89			227		40 A
136	67			203		C.B.
442	133			575		C.B.
4073	1368			5441		TOTAL
						2nd DISTRICT
						CITY OF CENTER LINE (All)-1
		293	1	294		2
		251	1	252		3
		211	1	213		4
		256		256		5
		341		341		6
		310		310		7
		172	1	173		C.B.
		358	4	364		
		212	7	2203		
		189		189		CITY OF WARREN-28
		260		260		41
		180		180		42
		61		61		43
		10		10		43 A
		118		118		44
		287		287		47
		257		257		48
		256		256		49
		305		305		69
		108		208		69 A
		336	1	337		C.B.
						C.B.
		2467	1	2468		TOTAL

STATEMENT OF VOTES, GENERAL ELECTION, TUESDAY, NOVEMBER 7th, 1978

20		COUNTY COMMISSIONER 3rd DISTRICT				COUNTY COMMISSIONER 4th DISTRICT			
NAMES OF TOWNSHIPS AND ELECTION DISTRICTS	MARK A. STEENBERGH			TOTALS	RICHARD D. SABAUGH	DONALD E. BRINKMAN		TOTALS	
	3rd DISTRICT								
CITY OF WARREN-15	180			180					
15 A	—			—					
16	263			263					
17	234			234					
18	130			130					
19	132			132					
20	249			249					
21	102			102					
21 A	98			98					
22	204			204					
23	240			240					
24	102			102					
25	220			220					
26	149			149					
27	120			120					
38	203			203					
C.B.	336			337					
C.B.	—	—		—					
TOTAL	2782	1		2783					
4th DISTRICT									
CITY OF WARREN-29					275	115		390	
30					178	67		245	
31					26	22		48	
32					306	80		386	
33					299	66		364	
34					193	44		237	
35					193	54		247	
36					337	103		440	
37					272	82		354	
50					275	126		401	
51					110	34		144	
52					184	55		239	
53					259	92		351	
54					225	66		291	
55					292	90		372	
56					224	144		468	
C.B.	423			423	172			595	
TOTAL					4160	1412		5572	

STATEMENT OF VOTES, GENERAL ELECTION, TUESDAY, NOVEMBER 7th, 1978

COUNTY COMMISSIONER 5th DISTRICT				COUNTY COMMISSIONER 6th DISTRICT				NAMES OF TOWNSHIPS AND ELECTION DISTRICTS
SAM J. PETITTO	DONALD G. MAY		TOTALS	DONALD GURCZYNSKI	ROBERT J. LEMANSKI		TOTALS	
								5th DISTRICT
								CITY OF WARREN-45
165	67		232					46
239	63		302					46 A
49	22		71					46 B
182	47		229					57
123	31		154					58
180	79		259					59
212	108		320					60
274	115		389					64
251	66		317					65
175	44		219					76
331	86		417					76 A
42	28		70					77
304	74		378					78
329	72		401					78 A
48	7		55					79
153	40		193					80A
182	63		247					80X
207	82		289					81
241	106		347					88
209	115		324					89
128	63		191					90
346	119		465					C.B.
956	384		1340					C.B.
5326	1883		7209					TOTAL
								6th DISTRICT
								CITY OF WARREN-68
				211	81		292	68 A
				188	113		301	70
				129	70		199	71
				302	130		432	72
				284	177		461	73
				212	135		347	74
				214	122		336	75
				295	157		452	82
				162	83		245	82 A
				164	89		253	83
				137	113		250	84
				223	152		375	85
				141	77		218	85 A
				225	108		333	86
				316	171		487	87
				207	119		326	103
				119	63		182	103 A
				194	113		307	104
				148	120		268	C.B.
				483	302		785	
				4354	2495		6849	TOTAL

STATEMENT OF VOTES, GENERAL ELECTION, TUESDAY, NOVEMBER 7th, 1978

20		COUNTY COMMISSIONER 7th DISTRICT					COUNTY COMMISSIONER 8th DISTRICT				
NAMES OF TOWNSHIPS AND ELECTION DISTRICTS	WALTER J. DILBER, JR.	<i>Scattered</i>			TOTALS	JAMES E. MCCARTHY				TOTALS	
	7th DISTRICT										
CITY OF WARREN-61	228				228						
62	205				205						
63	318				318						
66	263				263						
67	415				415						
91	307		1		308						
92	236				236						
93	326				326						
94	204				204						
95	164				164						
108	211				211						
109	231				231						
110	229				229						
111	208				208						
112	150				150						
C.B.	471				471						
C.B.											
TOTAL	4166		1		4167						
8th DISTRICT											
CITY OF WARREN-96					316					316	
97					147					147	
98					212					212	
99					122					122	
99 A					270					270	
100					217					217	
101					300					300	
102					326					326	
105					210					210	
105 A					142					142	
106					235					235	
107					197					197	
C.B.					480		1			481	
C.B.											
CITY OF STERLING HEIGHTS-1					188					188	
2					294					294	
3					198					198	
4					333					333	
5					194					194	
6					194					194	
13					284					284	
14					122					122	
15					274					274	
16					377					377	
TOTAL					5632		1			5633	

STATEMENT OF VOTES, GENERAL ELECTION, TUESDAY, NOVEMBER 7th, 1978

COUNTY COMMISSIONER 9th DISTRICT

COUNTY COMMISSIONER 10th DISTRICT

COUNTY COMMISSIONER 9th DISTRICT			COUNTY COMMISSIONER 10th DISTRICT			NAMES OF TOWNSHIPS AND ELECTION DISTRICTS
CHARLES CHALGHIAN	GEORGE RUNSTADLER	TOTALS	RALPH A. CARUSO	MARCIA A. HERBST	TOTALS	
						9th DISTRICT
						CITY OF STERLING HEIGHTS-7
271	89	360				8
282	139	421				9
215	111	326				10
233	163	396				11
411	218	629				12
220	134	354				17
176	90	256				18
273	208	481				19
125	103	228				20
249	106	355				21
246	181	527				22
501	232	733				23
225	155	450				24
336	204	540				25
426	217	643				26
371	192	563				27
271	174	445				28
100	64	164				29
242	162	404				30
331	194	525				31
282	134	416				32
383	203	586				33
308	166	474				34
149	95	244				37
296	140	436				38
161	118	279				41
323	155	478				42
254	117	441				
1900	4254	12154				TOTAL
						10th DISTRICT
						CITY OF STERLING HEIGHTS-35
			374	180	554	36
			356	127	483	43
			340	201	541	44
			68	36	104	45
			283	170	453	46
			201	81	282	47
			312	125	437	48
			295	125	420	49
			209	93	302	50
			127	48	175	53
			313	182	495	54
			189	58	247	55
			286	125	411	56
			69	40	109	57
			280	145	425	58
			286	115	401	59
			323	92	415	60
			328	142	470	61
			167	112	279	62
			108	36	144	63
			286	114	400	64
			78	23	101	66
			256	156	412	67
			273	131	404	68
			102	55	163	69
			174	92	266	
			6089	2804	8893	TOTAL

STATEMENT OF VOTES, GENERAL ELECTION, TUESDAY, NOVEMBER 7th, 1978

20	COUNTY COMMISSIONER 11th DISTRICT				COUNTY COMMISSIONER 12th DISTRICT			
	TERRANCE A. ALMQUIST			TOTALS	Raymond F. DeGrendel			TOTALS
NAMES OF TOWNSHIPS AND ELECTION DISTRICTS								
11th DISTRICT								
CITY OF STERLING HEIGHTS-39	445			445				
40	243			243				
51	197			197				
52	74			74				
65	275			275				
	1234			1234				
CITY OF UTICA (All)-1	143			143				
2	235			235				
3	195			195				
C.B.	128	4		132				
	101	x		105				
Shelby Township-2	189			189				
3	373			373				
4	219			219				
6	410			410				
8	344			344				
9	167			167				
10	389			389				
11	185			285				
13	272			272				
15	271			271				
19	194			194				
20	201			201				
21	142			142				
22	243			243				
C.B.	244	2		246				
C.B.	306			306				
TOTAL	4249	2		4251				
	6184	6		6190				
12th DISTRICT								
Armada Township (All)-1				415				415
2				193				193
C.B.				608				608
Bruce Township (All)-1				258				258
2				320				320
3				132				132
C.B.				377	2			379
C.B.				1089	2			1089
Shelby Township-1				217				217
5				223				223
7				223				223
12				341				341
14				326				326
16				172				172
17				127				127
18				265				265
C.B. 3				205				203
C.B. 4				173	2			175
				210	2			212
Washington Township (All)-1				262				262
2				138				138
3				299				299
4				294				294
5				304				304
6				362				362
C.B.				408	2			410
C.B.								
TOTAL				1713	2			1715
				5138	6			5144

STATEMENT OF VOTES, GENERAL ELECTION, TUESDAY, NOVEMBER 7th, 1978

COUNTY COMMISSIONER 13th DISTRICT

COUNTY COMMISSIONER 14th DISTRICT

COUNTY COMMISSIONER 13th DISTRICT				COUNTY COMMISSIONER 14th DISTRICT				NAMES OF TOWNSHIPS AND ELECTION DISTRICTS
WALTER FRANCHUK			TOTALS	RAYMOND H. TROMBLEY	GARY L. BRIGHT		TOTALS	
								13th DISTRICT
304			304					Chesterfield Township-4 C.B.
296			296					Lenox Township (All)-1 2 C.B.
426			426					
78			78					
336			336					Macomb Township (All)-1 2 3 C.B.
418			418					
735			735					
194			194					
212			212					Ray Township (All)-1 2 C.B.
284			284					
380			380					Richmond Township (All)-1 C.B.
49			49					
173			173					CITY OF NEW BALTIMORE (All)-1 2 3 4 C.B.
256			256					
182			182					
165			165					
186		1	187					
166			166					CITY OF MEMPHIS (All)-1 C.B.
325			325					CITY OF RICHMOND (All)-1 2 C.B.
243			243					
								TOTAL
								14th DISTRICT
				265	74		339	Clinton Township-4
				449	150		599	Chesterfield Township-1 2 3 5 6 C.B. C.B.
				481	142		623	
				337	126		463	
				452	145		597	
				267	89		356	
				197	62		259	
65		1	66	164	48		212	
				265	95		360	Harrison Township-3 4 5 6 7 8 9 10 12 C.B. C.B.
				268	131		399	
				339	132		471	
				309	146		455	
				200	71		271	
				721	46		767	
				240	82		322	
				216	98		314	
				190	87		277	
				668	256		924	
				521	148		669	
				1980			1980	
							7428	TOTAL GRAND

STATEMENT OF VOTES, GENERAL ELECTION, TUESDAY, NOVEMBER 7th, 1978

20		COUNTY COMMISSIONER 15th DISTRICT				COUNTY COMMISSIONER 16th DISTRICT			
NAMES OF TOWNSHIPS AND ELECTION DISTRICTS	MARY LOUISE DANER			TOTALS	WILLIAM A. CARUSO	CHARLES G. PRICE		TOTALS	
		<i>Seated</i>			<i>J. Ballor</i>				
15th DISTRICT									
Clinton Township-1	588			588					
10	346			346					
23	576			576					
25	225			225					
33	245			245					
35	182			182					
36	312			312					
37	245			245					
CITY OF MT. CLEMENS (All)-1	364			364					
2	287			287					
3	327			327					
4	312			312					
5	189			189					
6	311			311					
8	259			259					
9	393			393					
10	181			181					
C.B.	618	6		624					
TOTAL	5960	6		5966					
16th DISTRICT									
Clinton Township-2					237	171		408	
6					218	163		381	
7					359	154		513	
8					242	166		408	
9					290	125		415	
11					259	105		364	
12					131	87		218	
14					118	58		176	
14 A					130	68		198	
15					407	247		654	
19					215	172		387	
21					281	239		520	
22					252	174		426	
26					224	179		403	
27					120	64		184	
28					111	47		158	
29					204	105		309	
30					246	153		399	
34					104	40		144	
TOTAL					4148	2517		6665	

STATEMENT OF VOTES, GENERAL ELECTION, TUESDAY, NOVEMBER 7th, 1978

COUNTY COMMISSIONER 17th DISTRICT

COUNTY COMMISSIONER 18th DISTRICT

JAMES JOHN SHARP
SCATTERED

HAROLD E. GROVE
JAMES J. JURCAK, III

NAMES OF TOWNSHIPS AND ELECTION DISTRICTS

482
24
333

304
432
295
363
236

TOTALS

482
24
333

304
432
295
363
236

17th DISTRICT

Clinton Township-3

3 A
13
16
17
18
20
24
32

381
256

367
312
226
250
260

TOTALS

381
256

404 211

367
312
226
250
265

TOTAL

CITY OF FRASER

1-
2-
3
4
~~5~~
6

CITY OF FRASER-7
C.B.

185

470

37 11
441 282
413 129
407 132
386 127
366 114
272 147
420 126
414 81
265 68
339 93
231 69
459 172

48
663
542
539
513
480
419
546
495
333
432
300
631
8

CITY OF ROSEVILLE-9

15
16
17
18
19
20
22
23
25
C.B. 26
C.B.
CB # 28

470

7 1

397 9

1259

TOTAL

5238

470

4430
1481

Grand Total

57901

STATEMENT OF VOTES, GENERAL ELECTION, TUESDAY, NOVEMBER 7th, 1978

COUNTY COMMISSIONER 21st DISTRICT				COUNTY COMMISSIONER 22nd DISTRICT				19
HERBERT P. McHENRY	ROSARIO MAZZARA		TOTALS	WILLARD D. BACK			TOTALS	NAMES OF TOWNSHIPS AND ELECTION DISTRICTS
								21st DISTRICT
								CITY OF EAST DETROIT-1
213	48		261					2
316	98		414					3
245	97		342					4
266	134		400					6
277	83		360					7
319	112		431					8
165	77		242					9
211	50		261					10
246	74		320					11
234	62		296					13
299	159		458					18
347	129		376					20
219	97		316					21
317	99		416					22
247	83		330					23
326	90		416					C.B.
713	268		981					C.B.
4860	1760		6620					TOTAL
								22nd DISTRICT
								Lake Township (All)-1
				9			9	
								CITY OF EAST DETROIT-12
			283				283	14
			352				352	25
			237				237	C.B.
			171				171	C.B.
			147				147	
			1190				1190	
								CITY OF ST. CLAIR SHORES-1
			233				233	2
			378				378	3
			209				209	4
			240				240	5
			416				416	6
			334				334	7
			104				104	36
			229				229	37
			332				332	38
			242				242	C.B.
			678				678	C.B.
			3395				3395	TOTAL

STATEMENT OF VOTES, GENERAL ELECTION, TUESDAY, NOVEMBER 7th, 1978

20		COUNTY COMMISSIONER 23rd DISTRICT				COUNTY COMMISSIONER 24th DISTRICT				
NAMES OF TOWNSHIPS AND ELECTION DISTRICTS	Hubert J. Vander Puffen	KEITH PARKINSON			TOTALS	THOMAS L. TOMLINSON	ALICE HANSON			TOTALS
	23rd DISTRICT									
CITY OF ST. CLAIR SHORES-8	361	185			546					
9	335	117			452					
10	356	146			502					
11	407	137			544					
12	265	257			522					
13	443	142			585					
14	359	163			522					
15	308	188			496					
17	318	159			477					
34	211	274			485					
35	216	105			321					
C.B.	667	639			1306					
TOTAL	4246	2512			6758					
24th DISTRICT										
CITY OF ST. CLAIR SHORES-16						368	155			523
18						235	208			443
19						352	120			472
20						271	136			407
21						355	158			513
22						347	179			526
23						334	186			520
25						240	127			367
31						265	120			385
32						345	176			521
39						209	80			289
40						342	145			487
C.B.						544	360			904
TOTAL						4207	2150			6357

STATEMENT OF VOTES, GENERAL ELECTION, TUESDAY, NOVEMBER 7th, 1978

COUNTY COMMISSIONER 25th DISTRICT					COUNTY COMMISSIONER _____ DISTRICT					19
PATRICK J. JOHNSON				TOTALS					TOTALS	NAMES OF TOWNSHIPS AND ELECTION DISTRICTS
										25th DISTRICT
191				191						Clinton Township-5
202				202						31
383				383						Harrison Township-1
142				142						2
123				123						11
182	2			184						C.B.
359				359						CITY OF ST. CLAIR SHORES 25 ²⁴
353				353						26
396				396						27
398				398						28
326				326						29
345				345						30
108				108						33
348				348						41
375				375						42
347				347						C.B.
										24
4578	2			4580						TOTAL

GENERAL ELECTION, TUESDAY, NOVEMBER 7, 1978

COUNTY OF MACOMB, STATE OF MICHIGAN

INSTRUCTIONS—To vote a straight party ticket make a cross (X) in the circle under the name of your party. Nothing further need be done. To vote for a candidate not on your party ticket, make a cross (X) in the square before the candidates name.




NOTE: Candidates for governor and lieutenant governor must be voted for as a unit, and the vote cannot be split.

If two or more candidates are to be elected to the same office, and you desire to vote for candidates not on your party ticket, make a cross (X) in the square before the names of the candidates for whom you desire to vote on the other ticket, and strike out an equal number of names on your party ticket, for that office.

If you do not desire to vote any party ticket, do not make a cross (X) in the circle at the head of any ticket, but make a cross (X) in the square before the name of each candidate for whom you desire to vote.

If you desire to vote for a candidate not on any ticket, write or place the name of such candidate on your ticket opposite the name of the office.

Before leaving the booth, fold the ballot so that the face of the ballot is not exposed and so that the numbered corner is visible.

NAMES OF OFFICES VOTED FOR:	DEMOCRATIC PARTY	REPUBLICAN	AMERICAN INDEPENDENT PARTY of Michigan
	 FDR JFK		
STATE GOVERNOR AND LIEUTENANT GOVERNOR	<input type="checkbox"/> } WILLIAM B. FITZGERALD OLIVIA P. MAYNARD	<input type="checkbox"/> } WILLIAM G. MILLIKEN JAMES H. BRICKLEY	<input type="checkbox"/> } Governor and Lieutenant Governor
SECRETARY OF STATE	<input type="checkbox"/> RICHARD H. AUSTIN	<input type="checkbox"/> MELVIN L. LARSEN	<input type="checkbox"/> Secretary of State
ATTORNEY GENERAL	<input type="checkbox"/> FRANK J. KELLEY	<input type="checkbox"/> STEPHEN C. BRANSDORFER	<input type="checkbox"/> JAMES E. WELLS
CONGRESSIONAL UNITED STATES SENATOR	<input type="checkbox"/> CARL LEVIN	<input type="checkbox"/> ROBERT P. GRIFFIN	<input type="checkbox"/> United States Senator
REPRESENTATIVE IN CONGRESS, 18th DISTRICT	<input type="checkbox"/> JAMES J. BLANCHARD	<input type="checkbox"/> ROBERT J. SALLOUM	<input type="checkbox"/> Representative in Congress
LEGISLATIVE STATE SENATOR, 27th DISTRICT	<input type="checkbox"/> ARTHUR J. MILLER, JR.	<input type="checkbox"/> DOROTHY S. HYNE	<input type="checkbox"/> State Senator
REPRESENTATIVE IN STATE LEGISLATURE, 70th DIST.	<input type="checkbox"/> JOHN T. KELSEY	<input type="checkbox"/> WM. H. BRITIGAN	<input type="checkbox"/> Representative in State Legislature
STATE BOARDS MEMBERS OF THE STATE BOARD OF EDUCATION VOTE FOR NOT MORE THAN TWO	<input type="checkbox"/> MALCOLM G. DADE, JR.	<input type="checkbox"/> BARBARA DUMOUCHELLE	<input type="checkbox"/> Member of the State Board of Education
	<input type="checkbox"/> ANNETTA MILLER	<input type="checkbox"/> SILVERENIA Q. KANOYTON	<input type="checkbox"/> Member of the State Board of Education
MEMBERS OF THE BOARD OF REGENTS OF UNIVERSITY OF MICHIGAN VOTE FOR NOT MORE THAN TWO	<input type="checkbox"/> PAUL BROWN	<input type="checkbox"/> JOHN R. AXE	<input type="checkbox"/> Board of Regents, University of Michigan
	<input type="checkbox"/> JAMES L. WATERS	<input type="checkbox"/> GILBERT E. BURSLEY	<input type="checkbox"/> Board of Regents, University of Michigan
MEMBERS OF THE BOARD OF TRUSTEES OF MICHIGAN STATE UNIVERSITY VOTE FOR NOT MORE THAN TWO	<input type="checkbox"/> CAROLE LICK	<input type="checkbox"/> PAUL V. GADOLA	<input type="checkbox"/> Trustee of Michigan State University
	<input type="checkbox"/> BARBARA J. SAWYER	<input type="checkbox"/> MARY P. SHARP	<input type="checkbox"/> Trustee of Michigan State University
MEMBERS OF THE BOARD OF GOVERNORS OF WAYNE STATE UNIVERSITY VOTE FOR NOT MORE THAN TWO	<input type="checkbox"/> LEON H. ATCHISON	<input type="checkbox"/> JAMES R. HALEY	<input type="checkbox"/> Board of Governors, Wayne State University
	<input type="checkbox"/> MAX J. PINCUS	<input type="checkbox"/> LAURA REYES KOPACK	<input type="checkbox"/> Board of Governors, Wayne State University
COUNTY COUNTY COMMISSIONER, ---- DISTRICT	<input type="checkbox"/> County Commissioner	<input type="checkbox"/> County Commissioner	<input type="checkbox"/> County Commissioner
TOWNSHIP SUPERVISOR	<input type="checkbox"/> Supervisor	<input type="checkbox"/> Supervisor	<input type="checkbox"/> Supervisor
TOWNSHIP CLERK	<input type="checkbox"/> Township Clerk	<input type="checkbox"/> Township Clerk	<input type="checkbox"/> Township Clerk
TOWNSHIP TREASURER	<input type="checkbox"/> Township Treasurer	<input type="checkbox"/> Township Treasurer	<input type="checkbox"/> Township Treasurer
TRUSTEES VOTE FOR NOT MORE THAN _____	<input type="checkbox"/> Trustee	<input type="checkbox"/> Trustee	<input type="checkbox"/> Trustee
	<input type="checkbox"/> Trustee	<input type="checkbox"/> Trustee	<input type="checkbox"/> Trustee
CONSTABLES VOTE FOR NOT MORE THAN _____	<input type="checkbox"/> Constable	<input type="checkbox"/> Constable	<input type="checkbox"/> Constable
	<input type="checkbox"/> Constable	<input type="checkbox"/> Constable	<input type="checkbox"/> Constable