

LECTION, TUESDAY, AUGUST 2, 1988

**MACOMB COUNTY WIDE PROPOSITION
PROPOSAL TO ESTABLISH
SEPARATE TAX LIMITATIONS**

Shall separate tax limitations be established for an indefinite period or until altered by the voters of the County for the County of Macomb and the townships and school districts within the County, the aggregate of which shall not exceed fifteen (15) mills as follows: County of Macomb 5.19 mills; Townships 1.00 mills; Intermediate School Districts .23 mills; School districts (a school district located entirely within a city or charter township shall receive in addition millage equal to the township millage) 8.58 mills. TOTAL 15.00

YES	NO	TOTAL	Y
-----	----	-------	---

20,655 22,159

Yes

C			
	254	134	3
	473	72	9
	12	62	8
	367	59	8
	34	65	5
	18	61	9
	13	58	3
	23	95	2
	40	115	11
	90	66	6
	90	109	10
	90	60	7
	22	10	12
	62	58	3
	51	53	16
	31	48	12
	48	30	11
	128	87	1
	110	58	12
	50	56	7
	77	52	10
	82	5	12
	206	36	13
	70	31	15
	117	5	14
	167	13	7
	67	2	6
	92	23	17
	56	11	7
	89	24	1
	106	19	4
	87	7	21
	11	14	8
	11	6	18
	111	14	20
	66	14	8
	61	14	15
	112	23	6
	105	12	16
	62	26	9
	48	2	192
	99	7	64
		19	68
		9	47
		10	2
		15	29
		13	

9. +
1. +
24. +
4. +
14. +
23. +
34. +
25. +
11. +
26. +
48. +
21. +
28. +
39. +
37. +
51. +
40. +
82. +
67. +
44. +
23. +
27. +
35. +
30. +
33. +
21. +
58. +
45. +
46. +
82. +
42. +
49. +
65. +
46. +
53. +
58. +
36. +
55. +
53. +
51. +
55. +
38. +
30. +
47. +
43. +
88. +
32. +

51. +
36. +
52. +
43. +
29. +
40. +
41. +
47. +
55. +
8. +
35. +
188. +
87. +
117. +
47. +
38. +
114. +
108. +
91. +
96. +
121. +
60. +
29. +
59. +
73. +
135. +
48. +
65. +
119. +
123. +
67. +
87. +
71. +
196. +
82. +
145. +
134. +
49. +
25. +
25. +
84. +
39. +
39. +
108. +
31. +
107. +
113. +
125. +

174. +
110. +
36. +
74. +
9. +
57. +
21. +
29. +
93. +
87. +
115. +
56. +
128. +
112. +
47. +
42. +
21. +
45. +
36. +
43. +
35. +
41. +
33. +
35. +
52. +
31. +
32. +
14. +
9. +
6. +
65. +
133. +
97. +
93. +
140. +
68. +
109. +
94. +
55. +
84. +
111. +
101. +
71. +
153. +
164. +
40. +

113. +
129. +
112. +
83. +
23. +
23. +
2. +
14. +
11. +
26. +
36. +
24. +
26. +
14. +
5. +
83. +
43. +
29. +
60. +
59. +
56. +
11. +
53. +
59. +
64. +
49. +
74. +
73. +
85. +
58. +
50. +
59. +
34. +
55. +
49. +
35. +
45. +
64. +
77. +
35. +
54. +
84. +
90. +
46. +
37. +
87. +
49. +

36. +
32. +
65. +
49. +
33. +
90. +
65. +
28. +
6. +
76. +
91. +
30. +
39. +
111. +
85. +
57. +
50. +
98. +
37. +
113. +
113. +
90. +
38. +
65. +
66. +
79. +
98. +
127. +
16. +
98. +
63. +
91. +
43. +
66. +
27. +
45. +
37. +
21. +
39. +
11. +
21. +
79. +
42. +
46. +
12. +
43. +

23. +
52. +
45. +
105. +
34. +
67. +
38. +
19. +
59. +
36. +
17. +
20:655. *
C
0. *

Yes

no

C
C
C
C

370 • +
663 • +
21 • +
489 • +
80 • +
26 • +
15 • +
30 • +
65 • +
96 • +
28 • +
38 • +
55 • +
29 • +
58 • +
171 • +
115 • +
62 • +
90 • +
83 • +
193 • +
71 • +
92 • +
96 • +
53 • +
82 • +
73 • +
92 • +
115 • +
63 • +
63 • +
63 • -
110 • +
67 • +
54 • +
97 • +
84 • +
97 • +
48 • +
48 • +
48 • -
107 • +
101 • +

60 • +
48 • +
51 • +
68 • +
50 • +
51 • +
85 • +
131 • +
63 • +
59 • +
76 • +
17 • +
44 • +
47 • +
43 • +
34 • +
88 • +
60 • +
38 • +
34 • +
10 • +
73 • +
37 • +
2 • +
11 • +
15 • +
11 • +
13 • +
9 • +
24 • +
35 • +
14 • +
26 • +
26 • +
10 • +
27 • +
7 • +
8 • +
29 • +
9 • +
16 • +
11 • +
12 • +
4 • +
20 • +
15 • +
12 • +

12 • +
13 • +
4 • +
4 • +
15 • +
3 • +
3 • +
3 • -
10 • +
12 • +
11 • +
11 • +
15 • +
8 • +
16 • +
1 • +
13 • +
9 • +
17 • +
10 • +
13 • +
22 • +
15 • +
14 • +
12 • +
30 • +
20 • +
3 • +
5 • +
6 • +
26 • +
10 • +
20 • +
30 • +
3 • +
5 • +
12 • +
20 • +
12 • +
16 • +
304 • +
86 • +
109 • +
79 • +
5 • +
36 • +
13 • +
15 • +

35. +
19. +
13. +
28. +
20. +
31. +
12. +
32. +
64. +
17. +
51. +
49. +
50. +
69. +
54. +
148. +
75. +
53. +
45. +
28. +
40. +
28. +
25. +
30. +
92. +
48. +
60. +
89. +
76. +
72. +
101. +
66. +
91. +
83. +
44. +
43. +
91. +
51. +
92. +
46. +
50. +
40. +
47. +
70. +
40. +
38. +
54. +

54. +
50. +
30. +
41. +
37. +
71. +
51. +
12. +
45. +
191. +
63. +
104. +
51. +
67. +
94. +
111. +
74. +
84. +
109. +
47. +
38. +
81. +
64. +
133. +
74. +
67. +
125. +
121. +
72. +
134. +
83. +
163. +
106. +
140. +
133. +
33. +
14. +
32. +
77. +
31. +
43. +
109. +
17. +
108. +
90. +
112. +
138. +

68. +
25. +
57. +
9. +
43. +
33. +
39. +
79. +
93. +
103. +
63. +
126. +
100. +
60. +
60. +
24. +
73. +
50. +
56. +
49. +
44. +
49. +
39. +
63. +
44. +
51. +
25. +
8. +
7. +
66. +
142. +
97. +
113. +
145. +
88. +
95. +
103. +
45. +
89. +
85. +
84. +
70. +
135. +
153. +
51. +
101. +

153. +
90. +
73. +
23. +
15. +
6. +
9. +
9. -
7. +
10. +
28. +
57. +
30. +
55. +
16. +
90. +
46. +
45. +
47. +
74. +
48. +
10. +
79. +
46. +
83. +
54. +
59. +
75. +
66. +
56. +
74. +
77. +
64. +
48. +
49. +
49. +
45. +
62. +
53. +
18. +
68. +
64. +
90. +
33. +
40. +
74. +
76. +

45. +
51. +
55. +
68. +
42. +
108. +
65. +
25. +
9. +
65. +
88. +
38. +
90. +
102. +
114. +
43. +
55. +
78. +
28. +
121. +
115. +
79. +
42. +
46. +
68. +
91. +
86. +
103. +
15. +
104. +
56. +
103. +
77. +
83. +
46. +
68. +
40. +
10. +
34. +
17. +
12. +
56. +
30. +
33. +
9. +
18. +
11. +

58. +
40. +
114. +
50. +
73. +
35. +
11. +
71. +
40. +
37. +
22:159. *

no

C
C
0. *
0. *

STATEMENT OF VOTES, GENERAL PRIMARY ELECTION, TUESDAY, AUGUST 2, 1988

NAMES OF TOWNSHIPS AND ELECTION DISTRICTS	Representative in Congress 14th Dist.										
	DEMOCRATIC PARTY					REPUBLICAN PARTY					TISCH IND. CITIZENS
	DENNIS M. HERTEL				TOTALS	KENNETH C. McNEALY				TOTALS	TOTALS
MACOMB DISTRICT NO. 25 SECTION 1 (A) 50											
CITY OF WARREN											
43 A	01					0					
44	07					05					
45											
46											
46 A											
53											
54											
55											
56											
57											
58											
59											
60											
61											
62											
63											
64											
65											
66											
67											
70	39					11					
71	32					17					
72	36					07					
72 A	21					08					
73	34					19					
74	36					20					
75	26					14					
75 A	11					04					
76											
76 A	03					04					
77											
78											
79											
80											
80 A											
81											
82	31					04					
82 A	29					12					
83	38					20					
84	27					14					
85	15					10					
85 A	42					13					
86	32					13					
87	36					13					
88											
89											
90											
91											
92											
93											
94											
95											
96											
97											
98											
99											
99 A											
100	35					18					
101	34					19					
102	52					21					
103	09					02					
103 A	25					03					
104	28					12					
105	38					14					
106											
107											
108											
109											
110											
111											
112											
TOTAL											
SUB-TOTAL SECTION 1 (A)											

STATEMENT OF VOTES, GENERAL PRIMARY ELECTION, TUESDAY, AUGUST 2, 1988

NAMES OF TOWNSHIPS AND ELECTION DISTRICTS	Prosecuting Attorney		T O T A L S	T O T A L S	T O T A L S
	DEMOCRATIC PARTY	REPUBLICAN PARTY			
MACOMB DISTRICT NO. 25 SECTION 1 (A) 50					
CITY OF WARREN					
43 A	01	0			
44	07	07			
45	24	07			
46	30	21			
46 A	43	12			
53	16	09			
54	29	05			
55	40	15			
56	26	05			
57	07	08			
58	37	17			
59	29	10			
60	44	16			
61	67	23			
62	46	11			
63	37	09			
64	41	09			
65	30	11			
66	32	13			
67	42	21			
70	37	13			
71	35	18			
72	41	09			
72 A	21	09			
73	34	18			
74	40	24			
75	29	15			
75 A	11	04			
76	25	19			
76 A	03	03			
77	32	09			
78	80	21			
79	40	05			
80	32	11			
80 A	35	14			
81	47	16			
82	31	05			
82 A	30	10			
83	35	17			
84	27	14			
85	19	15			
85 A	45	14			
86	35	14			
87	31	19			
88	44	24			
89	06	12			
90	43	14			
91	20	09			
92	30	11			
93	47	10			
94	61	15			
95	25	10			
96	55	25			
97	22	15			
98	45	28			
99	12	03			
99 A	51	35			
100	37	21			
101	39	22			
102	52	26			
103	08	02			
103 A	25	03			
104	29	15			
105	39	17			
106	35	17			
107	25	20			
108	52	15			
109	46	09			
110	34	06			
111	30	04			
112	26	10			
TOTAL					
SUB-TOTAL SECTION 1 (A)					

Marling

Kimber

STATEMENT OF VOTES, GENERAL PRIMARY ELECTION, TUESDAY, AUGUST 2, 1988

NAMES OF TOWNSHIPS AND ELECTION DISTRICTS	Sheriff			T O T A L S	T O T A L S	T O T A L S
	DEMOCRATIC PARTY	REPUBLICAN PARTY	TISCH IND. CITIZENS			
MACOMB DISTRICT NO. 25 SECTION 1 (A)						
50						
<i>locked</i>						
CITY OF WARREN						
43 A	01					
44	07					
45	22					
46	29					
46 A	34					
53	14					
54	26					
55	35					
56	21					
57	06					
58	31					
59	24					
60	42					
61	69					
62	42					
63	34					
64	35					
65	30					
66	33					
67	41					
70	35					
71	29					
72	37					
72 A	18					
73	31					
74	32					
75	24					
75 A	11					
76	09					
76 A	02					
77	24					
78	73					
79	34					
80	26					
80 A	25					
81	43					
82	31					
82 A	27					
83	37					
84	24					
85	15					
85 A	39					
86	33					
87	35					
88	42					
89	06					
90	38					
91	22					
92	31					
93	42					
94	47					
95	22					
96	52					
97	20					
98	38					
99	09					
99 A	45					
100	35					
101	43					
102	49					
103	08					
103 A	28					
104	29					
105	36					
106	33					
107	22					
108	51					
109	41					
110	31					
111	22					
112	28					
TOTAL						
SUB-TOTAL SECTION 1 (A)						

STATEMENT OF VOTES, GENERAL PRIMARY ELECTION, TUESDAY, AUGUST 2, 1988

NAMES OF TOWNSHIPS AND ELECTION DISTRICTS	County Clerk			T O T A L S	T O T A L S	T O T A L S
	DEMOCRATIC PARTY	REPUBLICAN PARTY	TISCH IND. CITIZENS			
MACOMB 50 DISTRICT NO. 25 SECTION 1 (A)						
CITY OF WARREN						
43 A	01					
44	07					
45	23					
46	28					
46 A	34					
53	14					
54	21					
55	36					
56	23					
57	06					
58	32					
59	20					
60	39					
61	71					
62	42					
63	32					
64	35					
65	34					
66	29					
67	38					
70	32					
71	32					
72	30					
72 A	20					
73	33					
74	35					
75	25					
75 A	11					
76	71					
76 A	03					
77	32					
78	73					
79	38					
80	28					
80 A	24					
81	40					
82	29					
82 A	25					
83	29					
84	24					
85	16					
85 A	40					
86	29					
87	31					
88	43					
89	10					
90	39					
91	20					
92	28					
93	39					
94	54					
95	22					
96	48					
97	23					
98	45					
99	10					
99 A	42					
100	38					
101	36					
102	55					
103	09					
103 A	24					
104	29					
105	38					
106	33					
107	20					
108	45					
109	42					
110	27					
111	28					
112	26					
TOTAL						
SUB-TOTAL SECTION 1 (A)						

STATEMENT OF VOTES, GENERAL PRIMARY ELECTION, TUESDAY, AUGUST 2, 1988

Judges of the Court of Appeals
 2nd District
 New Eight and Six Year Term

T
O
T
A
L
S

MACOMB DISTRICT NO. 25 SECTION 1 (A) 50

ELLEN E. MASON

DAVID M. SEROTKIN

CITY OF WARREN

43 A

44

45

46

46 A

53

54

55

56

57

58

59

60

61

62

63

64

65

66

67

70

71

72

72 A

73

74

75

75 A

76

76 A

77

78

79

80

80 A

81

82

82 A

83

84

85

85 A

86

87

88

89

90

91

92

93

94

95

96

97

98

99

99 A

100

101

102

103

103 A

104

105

106

107

108

109

110

111

112

	ELLEN E. MASON	DAVID M. SEROTKIN
	0	
43 A	0	0
44	02	02
45	02	02
46	02	05
46 A	02	06
53	02	03
54	02	02
55	0	05
56	01	02
57	0	05
58	07	06
59	04	06
60	06	13
61	07	17
62	03	06
63	05	07
64	02	08
65	02	05
66	02	08
67	04	08
70	03	03
71	03	04
72	06	07
72 A	01	03
73	06	08
74	01	08
75	04	05
75 A	01	05
76	01	18
76 A	00	01
77	01	06
78	03	07
79	02	03
80	05	10
80 A	03	03
81	05	09
82	00	06
82 A	02	05
83	02	11
84	03	06
85	02	01
85 A	02	03
86	04	06
87	04	05
88	05	06
89	00	01
90	06	06
91	04	07
92	02	04
93	02	04
94	02	10
95	02	05
96	08	10
97	02	07
98	03	20
99	01	07
99 A	06	15
100	01	03
101	03	12
102	08	11
103	01	00
103 A	00	03
104	03	06
105	07	10
106	06	07
107	01	06
108	04	10
109	02	12
110	01	05
111	01	03
112	01	05

TOTAL

SUB-TOTAL SECTION 1 (A)

STATEMENT OF VOTES, GENERAL PRIMARY ELECTION, TUESDAY, AUGUST 2, 1988

NAMES OF TOWNSHIPS AND ELECTION DISTRICTS	Representative in Congress <small>12th</small> Dist.										
	DEMOCRATIC PARTY					REPUBLICAN PARTY					TISCH IND. CITIZENS
	DAVID E. BONIOR				TOTALS	DOUGLAS CARL				TOTALS	TOTALS
MACOMB DISTRICT 25 SECTION 1 (B) 50											
CITY OF WARREN											
AVCB-5											
AVCB-6 ✓	998					344					
AVCB-7	0					0					
AVCB-9											
AVCB-11 ✓	717					267					
AVCB-12 ✓	100					29					
AVCB-14 ✓	24					15					
AVCB-15 ✓	16					11					
AVCB-16											
AV 20	00					04					
SUB-TOTAL SECTION 1 (B)											
SUB-TOTAL SECTION 1 (A)											
TOTAL SECTION 1											

STATEMENT OF VOTES, GENERAL PRIMARY ELECTION, TUESDAY, AUGUST 2, 1988

NAMES OF TOWNSHIPS AND ELECTION DISTRICTS	Representative in Congress <small>14th</small> Dist.										TISCH IND. CITIZENS	
	DEMOCRATIC PARTY					REPUBLICAN PARTY						
	DENNIS M. HERTEL				TOTALS	KENNETH C. McNEALY				TOTALS		TOTALS
MACOMB DISTRICT 25 SECTION 1 (B) 50												
CITY OF WARREN												
AVCB-5 ✓	533					209						
AVCB-6												
AVCB-7	0					0						
AVCB-9 ✓	22					08						
AVCB-11												
AVCB-12												
AVCB-14												
AVCB-15												
AVCB-16 ✓	48					18						
AV20	01					04						
SUB-TOTAL SECTION 1 (B)												
SUB-TOTAL SECTION 1 (A)												
TOTAL SECTION 1												

STATEMENT OF VOTES, GENERAL PRIMARY ELECTION, TUESDAY, AUGUST 2, 1988

NAMES OF TOWNSHIPS AND ELECTION DISTRICTS	Representative in State Legislature <small>25th</small> Dist.										TISCH IND. CITIZENS	
	DEMOCRATIC PARTY					REPUBLICAN PARTY						
	DENNIS M. DUTKO				TOTALS	D. ROMAN KULCHITSKY				TOTALS		TOTALS
MACOMB DISTRICT 25 SECTION 1 (B) 50												
CITY OF WARREN												
AVCB-5 ✓	529					199						
AVCB-6 ✓	1035					323						
AVCB-7	0					0						
AVCB-9 ✓	25					08						
AVCB-11 ✓	756					252						
AVCB-12 ✓	99					27						
AVCB-14 ✓	26					15						
AVCB-15 ✓	16					11						
AVCB-16 ✓	44					16						
SUB-TOTAL SECTION 1 (B)												
SUB-TOTAL SECTION 1 (A)												
TOTAL SECTION 1												

STATEMENT OF VOTES, GENERAL PRIMARY ELECTION, TUESDAY, AUGUST 2, 1988

NAMES OF TOWNSHIPS AND ELECTION DISTRICTS	Sheriff										
	DEMOCRATIC PARTY					REPUBLICAN PARTY					TISCH IND. CITIZENS
	TOTALS					TOTALS					TOTALS
MACOMB DISTRICT 25 SECTION 1 (B) 50	<i>Hackel</i>					<i>Scattered</i>					
CITY OF WARREN											
AVCB-5 ✓	526							01			
AVCB-6 ✓	1008										
AVCB-7	0										
AVCB-9 ✓	21										
AVCB-11 ✓	746										
AVCB-12 ✓	101										
AVCB-14 ✓	28										
AVCB-15 ✓	17										
AVCB-16 ✓	48										
SUB-TOTAL SECTION 1 (B)											
SUB-TOTAL SECTION 1 (A)											
TOTAL SECTION 1											

STATEMENT OF VOTES, GENERAL PRIMARY ELECTION, TUESDAY, AUGUST 2, 1988

NAMES OF TOWNSHIPS AND ELECTION DISTRICTS	Judges of the Court of Appeals 2nd District New Eight and Six Year Term						T O T A L S
	ELLEN E. MASON	DAVID M. SEROTKIN					
MACOMB DISTRICT 25 SECTION 1 (B) 50							
CITY OF WARREN							
AVCB-5 ✓	37	100					
AVCB-6 ✓	61	170					
AVCB-7	0	0					
AVCB-9 ✓	01	03					
AVCB-11 ✓	55	133					
AVCB-12 ✓	07	08					
AVCB-14 ✓	03	07					
AVCB-15 ✓	02	04					
AVCB-16 ✓	02	07					
SUB-TOTAL SECTION 1 (B)							
SUB-TOTAL SECTION 1 (A)							
TOTAL SECTION 1							

STATEMENT OF VOTES, GENERAL PRIMARY ELECTION, TUESDAY, AUGUST 2, 1988

NAMES OF TOWNSHIPS AND ELECTION DISTRICTS	POLL BOOK	TOTALS	UNITED STATES SENATOR		TISCH IND. CITIZENS	
			DEMOCRATIC PARTY		REPUBLICAN PARTY	
			DONALD W. RIEGLE, JR.	TOTALS	JIM DUNN	ROBERT J. HUBER
MACOMB DISTRICT 26 SECTION 2	50					
MACOMB TOWNSHIP						
1	377	33		94	51	
2	312	100		78	62	
3	165	47		62	27	
4	192	84		29	53	
5	230	77		64	39	
6	113	42		22	30	
7	228	66		84	39	
AVCB	428	147		100	104	
TOTAL						
SHELBY TOWNSHIP						
1	317	62		72	90	
2	763	75		28	27	
3	243	88		50	49	
4	283	91		70	45	
5	573	178		141	139	
6	210	98		39	24	
7	285	66		84	73	
8	332	65		117	82	
9	189	84		36	27	
10	227	72		71	35	
11	175	55		49	32	
12	291	64		99	54	
13	305	78		73	85	
14	230	38		72	54	
15	301	59		103	72	
16	181	38		71	37	
17	148	37		40	24	
18	290	56		90	78	
19	307	50		87	88	
20	223	61		69	48	
21	148	36		36	39	
22	328	44		99	76	
23	368	52		130	83	
24	192	42		68	30	
25	142	25		35	46	
26	143	36		48	23	
27	213	76		53	41	
TOTAL	AV920	01	01	00	00	
WASHINGTON TOWNSHIP						
1	187	28		58	38	
2	145	24		43	20	
3	285	52		89	79	
4	342	70		117	60	
5	181	20		64	33	
6	279	33		102	53	
AVCB	192	33		76	43	
TOTAL						
CITY OF STERLING HEIGHTS						
41	39	18		09	08	
42	121	58		26	13	
43	133	56		29	15	
48	159	100		18	23	
52	75	32		14	17	
53	259	146		43	38	
54	135	76		15	21	
55	112	61		23	16	
56	114	49		23	26	
57	22	11		03	07	
58	128	63		26	27	
59	84	32		28	12	
61	11	08		02	00	
TOTAL						
CITY OF UTICA						
1	52	26		04	11	
1 B	02	01		01	00	
2	138	49		27	35	
3	52	16		10	07	
AVCB	40	20		05	10	
TOTAL						
TOTAL SECTION 2						

STATEMENT OF VOTES, GENERAL PRIMARY ELECTION, TUESDAY, AUGUST 2, 1988

NAMES OF TOWNSHIPS AND ELECTION DISTRICTS		Representative in Congress 12th Dist.										
		DEMOCRATIC PARTY					REPUBLICAN PARTY					TISCH IND. CITIZENS
		DAVID E. BONIOR				TOTALS	DOUGLAS CARL				TOTALS	TOTALS
MACOMB DISTRICT 26 SECTION 2	50											
MACOMB TOWNSHIP												
1	<i>entered - verify</i>	33					131					
2	"	96					118					
3	"	51					78					
4	"	76					66					
5	"	76					93					
6	"	41					44					
7	"	56					106					
	AVCB	148					203					
TOTAL												
SHELBY TOWNSHIP												
1												
2												
3												
4												
5												
6												
7												
8												
9												
10												
11												
12												
13												
14												
15												
16												
17												
18												
19												
20												
21												
22												
23												
24												
25												
26												
27												
TOTAL												
WASHINGTON TOWNSHIP												
1												
2												
3												
4												
5												
6												
AVCB												
TOTAL												
CITY OF STERLING HEIGHTS												
41												
42												
43												
48												
52												
53												
54												
55												
56												
57												
58												
59												
61												
TOTAL												
CITY OF UTICA												
1												
1 B												
2												
3												
AVCB												
TOTAL												
TOTAL SECTION 2												

STATEMENT OF VOTES, GENERAL PRIMARY ELECTION, TUESDAY, AUGUST 2, 1988

NAMES OF TOWNSHIPS AND ELECTION DISTRICTS		Representative in Congress ^{18th} Dist.								TISCH IND. CITIZENS	
		DEMOCRATIC PARTY				REPUBLICAN PARTY					
MACOMB DISTRICT 26 SECTION 2	50	GARY L. KOHUT			TOTALS	WILLIAM S. BROOMFIELD	Scattered		TOTALS		TOTALS
MACOMB TOWNSHIP											
1											
2											
3											
4											
5											
6											
7											
8											
9											
10											
11											
12											
13											
14											
15											
16											
17											
18											
19											
20											
21											
22											
23											
24											
25											
26											
27											
TOTAL	AV 920	01				00					
WASHINGTON TOWNSHIP											
1	/	14				83					
2	/	19				57					
3	/	28				145					
4	/	36				133					
5	/	14				88					
6	/	21				141					
AVCB	/	32				117					
TOTAL											
CITY OF STERLING HEIGHTS											
41											
42											
43											
48											
52											
53											
54											
55											
56											
57											
58											
59											
61											
TOTAL											
CITY OF UTICA											
1											
1 B											
2											
3											
AVCB											
TOTAL											
TOTAL SECTION 2											

STATEMENT OF VOTES, GENERAL PRIMARY ELECTION, TUESDAY, AUGUST 2, 1988

NAMES OF TOWNSHIPS AND ELECTION DISTRICTS	Prosecuting Attorney			T O T A L S	T O T A L S	T O T A L S		
	DEMOCRATIC PARTY		REPUBLICAN PARTY				T O T A L S	T O T A L S
MACOMB DISTRICT 26 SECTION 2								
		CM		K				
MACOMB TOWNSHIP								
1 entered - verify	33			112				
2	89			98				
3	42			65				
4	74			54				
5	79			77				
6	39			29				
7	58			85				
AVCB	150			165				
TOTAL								
SHELBY TOWNSHIP								
1 ✓	57			138				
2 ✓	70			43				
3 ✓	89			66				
4 ✓	80			87				
5 ✓	162			225				
6 ✓	91			51				
7 ✓	69			115				
8 ✓	64			147				
9 ✓	79			51				
10 ✓	67			81				
11 ✓	49			65				
12	61			102				
13	69			114				
14	34			82				
15	56			133				
16	34			76				
17	42			51				
18	51			135				
19	47			125				
20	61			103				
21	33			58				
22	40			144				
23	49			168				
24	40			83				
25	23			68				
26	33			55				
27	76			76				
TOTAL								
WASHINGTON TOWNSHIP								
1	22			64				
2	23			55				
3	29			111				
4	51			106				
5	22			70				
6	29			109				
AVCB ✓	35			105				
TOTAL								
CITY OF STERLING HEIGHTS								
41	18			16				
42	52			27				
43	50			34				
48	94			30				
52	29			25				
53	138			65				
54	70			27				
55	63			30				
56	51			37				
57	09			09				
58	59			46				
59	33			34				
61	06			02				
TOTAL								
CITY OF UTICA								
1	24			09				
1 B	01			01				
2	45			45				
3	15			08				
AVCB	19			10				
TOTAL								
TOTAL SECTION 2								

STATEMENT OF VOTES, GENERAL PRIMARY ELECTION, TUESDAY, AUGUST 2, 1988

NAMES OF TOWNSHIPS AND ELECTION DISTRICTS	Sheriff		
	DEMOCRATIC PARTY	REPUBLICAN PARTY	TISCH IND. CITIZENS
	TOTALS	TOTALS	TOTALS
MACOMB DISTRICT 26 SECTION 2			
	H		
MACOMB TOWNSHIP			
1	37		
2	94		
3	46		
4	77		
5	74		
6	36		
7	61		
AVCB	148		
TOTAL			
SHELBY TOWNSHIP			
1 ✓	62		
2 ✓	70		
3 ✓	84		
4 ✓	82		
5 ✓	158		
6 ✓	90		
7 ✓	66		
8 ✓	59		
9 ✓	83		
10 ✓	72		
11	50		
12	63		
13	71		
14	36		
15	55		
16	33		
17	41		
18	51		
19	49		
20	58		
21	36		
22	37		
23	48		
24	43		
25	24		
26	33		
27	73		
TOTAL			
WASHINGTON TOWNSHIP			
1 /	27		
2 //	24		
3 //	29		
4 //	55		
5 //	21		
6 //	30		
AVCB ✓	33		
TOTAL			
CITY OF STERLING HEIGHTS			
41	17		
42	57		
43	47		
48	100		
52	29		
53	137		
54	78		
55	63		
56	46		
57	10		
58	56		
59	34		
61	06		
TOTAL			
CITY OF UTICA			
1	24		
1 B	01		
2	50		
3	16		
AVCB	18		
TOTAL			
TOTAL SECTION 2			

STATEMENT OF VOTES, GENERAL PRIMARY ELECTION, TUESDAY, AUGUST 2, 1988

NAMES OF TOWNSHIPS AND ELECTION DISTRICTS	County Clerk			T O T A L S	T O T A L S	T O T A L S
	DEMOCRATIC PARTY	REPUBLICAN PARTY	TISCH IND. CITIZENS			
MACOMB DISTRICT 26 SECTION 2						
	EM					
MACOMB TOWNSHIP						
1 entered - weekly	35					
2 "	88					
3 "	40					
4 "	66					
5 "	70					
6 "	34					
7 "	56					
AVCB "	147					
TOTAL						
SHELBY TOWNSHIP						
1 ✓	51					
2 ✓	69					
3 ✓	85					
4 ✓	83					
5 ✓	154					
6 ✓	90					
7 ✓	59					
8 ✓	60					
9 ✓	79					
10 ✓	63					
11 ✓	46					
12	54					
13	70					
14	38					
15	59					
16	28					
17	39					
18	51					
19	47					
20	58					
21	28					
22	39					
23	49					
24	38					
25	22					
26	34					
27	70					
TOTAL						
WASHINGTON TOWNSHIP						
1 /	22					
2 /	24					
3 /	27					
4 /	51					
5 /	19					
6 /	27					
AVCB ✓	34					
TOTAL						
CITY OF STERLING HEIGHTS						
41	18					
42	54					
43	47					
48	87					
52	30					
53	138					
54	75					
55	61					
56	50					
57	09					
58	55					
59	35					
61	05					
TOTAL						
CITY OF UTICA						
1	24					
1 B	01					
2	41					
3	16					
AVCB	17					
TOTAL						
TOTAL SECTION 2						

STATEMENT OF VOTES, GENERAL PRIMARY ELECTION, TUESDAY, AUGUST 2, 1988

NAMES OF TOWNSHIPS AND ELECTION DISTRICTS		County Treasurer						TISCH IND. CITIZENS	
		DEMOCRATIC PARTY			REPUBLICAN PARTY				
		Desjarvis	Now	Tised	TOTALS	Brill	Gierak	TOTALS	TOTALS
MACOMB DISTRICT 26 SECTION 2	50								
MACOMB TOWNSHIP									
1	extended verify	10	20	04		55	63		
2	"	21	59	07		43	57		
3	"	09	29	05		25	39		
4	"	36	41	08		20	34		
5	"	38	40	08		29	48		
6	"	08	23	09		18	14		
7	"	18	35	06		45	40		
AVCB	"	37	100	04		77	107		
TOTAL									
SHELBY TOWNSHIP									
1	✓	17	28	04		54	73		
2	✓	10	54	01		22	22		
3	✓	22	57	07		28	46		
4	✓	23	51	02		39	50		
5	✓	40	102	14		94	138		
6	✓	27	48	12		32	27		
7	✓	14	48	01		50	71		
8	✓	20	39	02		73	81		
9	✓	23	48	04		25	28		
10	✓	14	42	05		40	43		
11	✓	10	35	02		23	42		
12		18	40	02		61	58		
13		20	40	01		40	71		
14		04	23	03		54	47		
15		15	33	03		67	65		
16		07	19	05		30	45		
17		06	26	05		24	29		
18		12	25	09		55	65		
19		13	27	05		48	81		
20		12	37	07		59	43		
21		13	20	02		28	27		
22		11	24	03		57	68		
23		08	27	03		78	98		
24		10	24	04		40	43		
25		09	12	02		29	32		
26		02	28	06		20	33		
27		21	38	03		36	40		
TOTAL									
WASHINGTON TOWNSHIP									
1	✓	06	17	03		37	27		
2	✓	09	14	04		26	25		
3	✓	08	18	00		67	47		
4	✓	17	36	07		54	53		
5	✓	09	10	02		27	35		
6	✓	07	23	02		54	51		
AVCB	✓	10	25	00		58	37		
TOTAL									
CITY OF STERLING HEIGHTS									
41		06	11	00		09	06		
42		17	31	03		10	16		
43		15	26	05		20	16		
48		27	54	01		16	13		
52		08	16	04		16	10		
53		39	77	12		31	32		
54		22	47	05		07	20		
55		09	44	03		17	12		
56		03	39	04		21	19		
57		02	08	00		01	07		
58		11	41	02		23	21		
59		08	22	02		20	14		
61		02	04	00		00	02		
TOTAL									
CITY OF UTICA									
1		09	17	01		06	09		
1 B		01	00	00		00	01		
2		17	28	05		22	24		
3		06	12	00		10	05		
AVCB		06	11	01		07	06		
TOTAL									
TOTAL SECTION 2									

STATEMENT OF VOTES, GENERAL PRIMARY ELECTION, TUESDAY, AUGUST 2, 1988

NAMES OF TOWNSHIPS AND ELECTION DISTRICTS	Drain Commissioner												
	DEMOCRATIC PARTY				TOTALS	REPUBLICAN PARTY				TOTALS	TISCH IND. CITIZENS		TOTALS
MACOMB DISTRICT 26 SECTION 2													
MACOMB TOWNSHIP													
1													
2													
3													
4													
5													
6													
7													
AVCB													
TOTAL													
SHELBY TOWNSHIP													
1													
2													
3													
4													
5													
6													
7													
8													
9													
10													
11													
12													
13													
14													
15													
16													
17													
18													
19													
20													
21													
22													
23													
24													
25													
26													
27													
TOTAL													
WASHINGTON TOWNSHIP													
1													
2													
3													
4													
5													
6													
AVCB													
TOTAL													
CITY OF STERLING HEIGHTS													
41													
42													
43													
48													
52													
53													
54													
55													
56													
57													
58													
59													
61													
TOTAL													
CITY OF UTICA													
1													
1 B													
2													
3													
AVCB													
TOTAL													
TOTAL SECTION 2													

STATEMENT OF VOTES, GENERAL PRIMARY ELECTION, TUESDAY, AUGUST 2, 1988

NAMES OF TOWNSHIPS AND ELECTION DISTRICTS		Judges of the Court of Appeals						T O T A L S
		2nd District New Eight and Six Year Term						
MACOMB DISTRICT 26 SECTION 2	50	ELLEN E. MASON	DAVID M. SEROTKIN					
MACOMB TOWNSHIP								
1	<i>retired confy</i>	02	15					
2		08	50					
3	"	01	12					
4	"	03	13					
5	"	05	20					
6	"	03	14					
7	"	29	21					
AVCB	"	16	82					
TOTAL								
SHELBY TOWNSHIP								
1	✓	07	42					
2	✓	08	21					
3	✓	06	38					
4	✓	07	56					
5	✓	16	122					
6	✓	06	29					
7	✓	09	50					
8	✓	08	69					
9	✓	09	18					
10	✓	17	63					
11	✓	07	38					
12		07	34					
13		12	64					
14		02	25					
15		10	50					
16		04	33					
17		08	22					
18		03	40					
19		10	41					
20		06	44					
21		05	21					
22		07	40					
23		11	46					
24		03	22					
25		02	22					
26		01	23					
27		12	33					
TOTAL								
WASHINGTON TOWNSHIP								
1	✓	08	08					
2	✓	19	24					
3	✓	29	68					
4	✓	29	63					
5	✓	21	56					
6	✓	08	89					
AVCB	✓	06	43					
TOTAL								
CITY OF STERLING HEIGHTS								
41		00	10					
42		05	21					
43		03	19					
48		07	17					
52		05	09					
53		12	50					
54		09	20					
55		02	30					
56		05	25					
57		04	02					
58		03	29					
59		01	15					
61		00	00					
TOTAL								
CITY OF UTICA								
1		05	17					
1 B		00	00					
2		04	30					
3		00	08					
AVCB		01	16					
TOTAL								
TOTAL SECTION 2								

STATEMENT OF VOTES, GENERAL PRIMARY ELECTION, TUESDAY, AUGUST 2, 1988

NAMES OF TOWNSHIPS AND ELECTION DISTRICTS	Prosecuting Attorney				T O T A L S	T O T A L S	T O T A L S		
	DEMOCRATIC PARTY		REPUBLICAN PARTY					T O T A L S	T O T A L S
MACOMB DISTRICT 70 SECTION 3 (A) 50									
<i>Warren</i>									
<i>Hilltop</i>									
CITY OF WARREN									
1 ✓	23				03				
2 ✓	29				06				
3 ✓	64				07				
4 ✓	37				09				
5 ✓	44				10				
6 ✓	33				10				
7 ✓	21				08				
8 ✓	37				04				
9 ✓	16				02				
10 ✓	37				08				
11 ✓	42				14				
12 ✓	58				10				
13 ✓	30				06				
13 A ✓	09				04				
14 ✓	24				15				
15 ✓	11				04				
16 ✓	27				05				
17 ✓	23				05				
18 ✓	72				02				
19 ✓	11				04				
20 ✓	17				03				
21 ✓	06				02				
21 A ✓	09				00				
22 ✓	19				04				
23 ✓	20				06				
24 ✓	06				03				
25 ✓	14				06				
26 ✓	03				04				
27 ✓	10				02				
28 ✓	23				07				
29 ✓	28				09				
30 ✓	25				03				
31 ✓	04				01				
32 ✓	19				12				
33 ✓	16				04				
34 ✓	22				06				
35 ✓	20				05				
36 ✓	23				12				
37 ✓	25				05				
38 ✓	28				05				
39 ✓	24				12				
40 ✓	25				10				
40 A ✓	20				06				
41 ✓	41				09				
42 ✓	26				10				
43 ✓	06				04				
47 ✓	02				00				
47 A ✓	09				01				
48 ✓	47				25				
48 A ✓	18				03				
49 ✓	42				05				
50 ✓	35				16				
51 ✓	08				02				
52 ✓	08				01				
68 ✓	23				13				
68 A ✓	32				09				
69 ✓	36				22				
69 A ✓	23				05				
TOTAL									
SUB-TOTAL SECTION 3 (A) Continued on Section 3 (B)									

STATEMENT OF VOTES, GENERAL PRIMARY ELECTION, TUESDAY, AUGUST 2, 1988

NAMES OF TOWNSHIPS AND ELECTION DISTRICTS	County Clerk			T O T A L S	T O T A L S	T O T A L S
	DEMOCRATIC PARTY	REPUBLICAN PARTY	TISCH IND. CITIZENS			
MACOMB DISTRICT 70 SECTION 3 (A) 50						
CITY OF WARREN						
1 ✓				22		
2 ✓				24		
3 ✓				53		
4 ✓				32		
5 ✓				43		
6 ✓				31		
7 ✓				18		
8 ✓				32		
9 ✓				14		
10 ✓				34		
11 ✓				38		
12 ✓				48		
13 ✓				28		
13 A ✓				10		
14 ✓				19		
15 ✓				11		
16 ✓				23		
17 ✓				20		
18 ✓				10		
19 ✓				11		
20 ✓				17		
21 ✓				07		
21 A ✓				08		
22 ✓				14		
23 ✓				17		
24 ✓				06		
25 ✓				13		
26 ✓				04		
27 ✓				12		
28 ✓				21		
29 ✓				22		
30 ✓				19		
31 ✓				03		
32 ✓				20		
33 ✓				17		
34 ✓				20		
35 ✓				19		
36 ✓				20		
37 ✓				22		
38 ✓				25		
39 ✓				22		
40 ✓				18		
40 A ✓				17		
41 ✓				34		
42 ✓				24		
43 ✓				06		
47 ✓				02		
47 A ✓				09		
48 ✓				41		
48 A ✓				19		
49 ✓				31		
50 ✓				31		
51 ✓				07		
52 ✓				08		
68 ✓				17		
68 A ✓				31		
69 ✓				30		
69 A ✓				21		
TOTAL						
SUB-TOTAL SECTION 3 (A)						
Continued on Section 3 (B)						

STATEMENT OF VOTES, GENERAL PRIMARY ELECTION, TUESDAY, AUGUST 2, 1988

MACOMB DISTRICT 70 SECTION 3 (A)	NAMES OF TOWNSHIPS AND ELECTION DISTRICTS	County Treasurer									
		DEMOCRATIC PARTY				REPUBLICAN PARTY				TISCH IND. CITIZENS	
		Desantis	Nowakowski	TISED	TOTALS	Brillhart	Gierak	TOTALS	TOTALS		
CITY OF WARREN											
1	✓	08	12	04		01	02				
2	✓	06	22	00		01	06				
3	✓	15	41	02		04	05				
4	✓	11	22	04		00	09				
5	✓	04	39	02		05	06				
6	✓	05	25	03		07	03				
7	✓	08	12	02		03	05				
8	✓	09	25	00		04	04				
9	✓	04	09	02		04	00				
10	✓	07	23	06		07	03				
11	✓	08	30	03		06	01				
12	✓	10	47	02		03	06				
13	✓	05	22	03		03	06				
13 A	✓	03	08	00		02	03				
14	✓	08	13	02		11	05				
15	✓	04	08	00		03	02				
16	✓	06	20	01		03	05				
17	✓	08	13	03		02	04				
18	✓	05	06	02		01	01				
19	✓	04	06	01		05	01				
20	✓	03	13	01		06	02				
21	✓	02	06	02		03	00				
21 A	✓	03	06	00		00	00				
22	✓	02	16	00		02	03				
23	✓	05	12	03		06	02				
24	✓	01	09	01		02	02				
25	✓	03	11	00		03	04				
26	✓	03	01	00		02	02				
27	✓	04	08	01		01	01				
28	✓	05	16	01		03	05				
29	✓	07	22	02		03	08				
30	✓	07	18	01		02	02				
31	✓	00	02	01		00	00				
32	✓	07	14	00		06	04				
33	✓	02	14	00		02	01				
34	✓	06	12	05		03	03				
35	✓	05	17	01		03	02				
36	✓	05	15	01		09	05				
37	✓	06	15	02		03	03				
38	✓	09	19	01		03	03				
39	✓	04	20	03		04	05				
40	✓	04	17	03		03	07				
40 A	✓	04	16	01		03	02				
41	✓	12	27	04		05	07				
42	✓	03	24	01		03	07				
43	✓	04	06	00		02	01				
47	✓	00	01	00		00	00				
47 A	✓	02	07	00		00	01				
48	✓	16	30	03		14	16				
48 A	✓	04	15	02		03	02				
49	✓	09	33	01		06	02				
50	✓	12	25	03		03	13				
51	✓	03	04	01		01	02				
52	✓	01	08	00		02	00				
68	✓	11	14	02		07	07				
68 A	✓	07	26	03		07	02				
69	✓	06	25	03		11	13				
69 A	✓	05	15	03		03	02				
TOTAL											
SUB-TOTAL SECTION 3 (A)											
Continued on Section 3 (B)											

STATEMENT OF VOTES, GENERAL PRIMARY ELECTION, TUESDAY, AUGUST 2, 1988

NAMES OF TOWNSHIPS AND ELECTION DISTRICTS		Judges of the Court of Appeals										T O T A L S
		2nd District New Eight and Six Year Term										
MACOMB DISTRICT 70 SECTION 3 (A) 50		ELLEN E. MASON	DAVID M. SEROTKIN									
CITY OF WARREN												
1	✓	00	01									
2	✓	02	04									
3	✓	02	06									
4	✓	02	03									
5	✓	05	05									
6	✓	04	03									
7	✓	04	02									
8	✓	01	05									
9	✓	01	01									
10	✓	05	05									
11	✓	02	05									
12	✓	02	04									
13	✓	02	01									
13 A	✓	00	01									
14	✓	00	01									
15	✓	02	03									
16	✓	02	08									
17	✓	02	04									
18	✓	02	02									
19	✓	01	04									
20	✓	03	01									
21	✓	00	02									
21 A	✓	02	01									
22	✓	01	02									
23	✓	01	02									
24	✓	01	03									
25	✓	03	01									
26	✓	01	00									
27	✓	00	00									
28	✓	01	03									
29	✓	04	01									
30	✓	01	06									
31	✓	01	00									
32	✓	02	04									
33	✓	01	01									
34	✓	00	03									
35	✓	02	01									
36	✓	01	07									
37	✓	02	06									
38	✓	01	04									
39	✓	02	06									
40	✓	02	02									
40 A	✓	01	04									
41	✓	01	07									
42	✓	02	04									
43	✓	02	02									
47	✓	00	00									
47 A	✓	00	02									
48	✓	01	04									
48 A	✓	01	06									
49	✓	02	03									
50	✓	11	09									
51	✓	00	04									
52	✓	00	01									
68	✓	01	07									
68 A	✓	02	05									
69	✓	02	01									
69 A	✓	03	06									
TOTAL												
SUB-TOTAL SECTION 3 (A)												
Continued on Section 3 (B)												

STATEMENT OF VOTES, GENERAL PRIMARY ELECTION, TUESDAY, AUGUST 2, 1988

NAMES OF TOWNSHIPS AND ELECTION DISTRICTS	POLL BOOK	TOTALS	UNITED STATES SENATOR		TISCH IND. CITIZENS	
			DEMOCRATIC PARTY	REPUBLICAN PARTY		
MACOMB DISTRICT 70 SECTION 3 (B)	50					
			DEMOCRATIC PARTY	REPUBLICAN PARTY		
				JIM DUNN	ROBERT J. HUBER	
			TOTALS		TOTALS	TOTALS
CITY OF WARREN						
AVCB-A-1	730	533		66	57	
AVCB-B-2	246	181		16	24	
AVCB-C-3	255	171		20	24	
AVCB-D-4	184	124		11	28	
AVCB-H-8	07	04		03	00	
AVCB-10	103	68		07	12	
AVCB-13	47	27		08	06	
AVCB-17	20	20		00	00	
CITY OF CENTER LINE						
1	88	43		13	04	
2	63	24		04	07	
3	79	51		04	07	
4	81	29		12	11	
5	134	72		10	05	
6	79	19		07	07	
7	54	33		09	06	
AVCB	77	52		06	11	
TOTAL						
SUB-TOTAL SECTION 3 (B)						
SUB-TOTAL SECTION 3 (A)						
TOTAL SECTION 3						

STATEMENT OF VOTES, GENERAL PRIMARY ELECTION, TUESDAY, AUGUST 2, 1988

NAMES OF TOWNSHIPS AND ELECTION DISTRICTS	Representative in Congress						TISCH IND. CITIZENS
	DEMOCRATIC PARTY			REPUBLICAN PARTY			
			TOTALS			TOTALS	TOTALS
MACOMB DISTRICT 70 SECTION 3 (B)							
CITY OF WARREN							
AVCB-A-1							
AVCB-B-2							
AVCB-C-3							
AVCB-D-4							
AVCB-H-8							
AVCB-10							
AVCB-13							
AVCB-17							
CITY OF CENTER LINE							
1							
2							
3							
4							
5							
6							
7							
AVCB							
TOTAL							
SUB-TOTAL SECTION 3 (B)							
SUB-TOTAL SECTION 3 (A)							
TOTAL SECTION 3							
CITY OF CENTER LINE							
1							
2							
3							
4							
5							
6							
7							
AVCB							
TOTAL							
SUB-TOTAL SECTION 3 (B)							
SUB-TOTAL SECTION 3 (A)							
TOTAL SECTION 3							

STATEMENT OF VOTES, GENERAL PRIMARY ELECTION, TUESDAY, AUGUST 2, 1988

NAMES OF TOWNSHIPS AND ELECTION DISTRICTS	Representative in State Legislature										TISCH IND. CITIZENS
	DEMOCRATIC PARTY					REPUBLICAN PARTY					
	T O T A L S					T O T A L S					
MACOMB DISTRICT 70 SECTION 3 (B) 50											
CITY OF WARREN											
AVCB-A-1											
AVCB-B-2											
AVCB-C-3											
AVCB-D-4											
AVCB-H-8											
AVCB-10											
AVCB-13											
AVCB-17											
CITY OF CENTER LINE											
1											
2											
3											
4											
5											
6											
7											
AVCB											
TOTAL											
SUB-TOTAL SECTION 3 (B)											
SUB-TOTAL SECTION 3 (A)											
TOTAL SECTION 3											
TOTAL SECTION 1											

STATEMENT OF VOTES, GENERAL PRIMARY ELECTION, TUESDAY, AUGUST 2, 1988

NAMES OF TOWNSHIPS AND ELECTION DISTRICTS	Sheriff										
	DEMOCRATIC PARTY					REPUBLICAN PARTY					TISCH IND. CITIZENS
				TOTALS					TOTALS		TOTALS
MACOMB DISTRICT 70 SECTION 3 (B)											
CITY OF WARREN											
AVCB-A-1 ✓				507							
AVCB-B-2 ✓				179							
AVCB-C-3 ✓				174							
AVCB-D-4 ✓				123							
AVCB-H-8 ✓				04							
AVCB-10 ✓				72							
AVCB-13 ✓				29							
AVCB-17 ✓				18							
CITY OF CENTER LINE											
1				38							
2				21							
3				41							
4				30							
5				72							
6				15							
7				22							
AVCB				49							
TOTAL											
SUB-TOTAL SECTION 3 (B)											
SUB-TOTAL SECTION 3 (A)											
TOTAL SECTION 3											

Heckel

STATEMENT OF VOTES, GENERAL PRIMARY ELECTION, TUESDAY, AUGUST 2, 1988

NAMES OF TOWNSHIPS AND ELECTION DISTRICTS	County Clerk										TISCH IND. CITIZENS
	DEMOCRATIC PARTY					REPUBLICAN PARTY					
					TOTALS					TOTALS	TOTALS
MACOMB DISTRICT 70 SECTION 3 (B)	<i>Miller</i>										
CITY OF WARREN											
AVCB-A-1					500						
AVCB-B-2					173						
AVCB-C-3					175						
AVCB-D-4					126						
AVCB-H-8					03						
AVCB-10					69						
AVCB-13					26						
AVCB-17					17						
CITY OF CENTER LINE											
1					38						
2					22						
3					47						
4					28						
5					59						
6					10						
7					21						
AVCB					48						
TOTAL											
SUB-TOTAL SECTION 3 (B)											
SUB-TOTAL SECTION 3 (A)											
TOTAL SECTION 3											

STATEMENT OF VOTES, GENERAL PRIMARY ELECTION, TUESDAY, AUGUST 2, 1988

NAMES OF TOWNSHIPS AND ELECTION DISTRICTS		County Treasurer											
		DEMOCRATIC PARTY				REPUBLICAN PARTY				TISCH IND. CITIZENS			
		<i>Desantis</i>	<i>Xobakowski</i>	<i>Tiseo</i>	TOTALS	<i>Brillheart</i>	<i>Gierak</i>	TOTALS	TOTALS				
MACOMB DISTRICT 70 SECTION 3 (B)	50												
CITY OF WARREN													
AVCB-A-1	/	129	346	19		63	44						
AVCB-B-2	/	44	107	05		19	18						
AVCB-C-3	/	50	94	15		25	15						
AVCB-D-4	/	20	86	06		17	14						
AVCB-H-8	/	00	04	00		01	02						
AVCB-10	/	18	47	03		09	08						
AVCB-13	/	04	17	03		05	06						
AVCB-17	/	01	15	00		00	00						
CITY OF CENTER LINE													
1		10	28	03		07	06						
2		07	17	00		03	06						
3		09	31	10		04	03						
4		14	16	01		03	12						
5		14	46	01		07	07						
6		04	15	01		03	08						
7		09	15	01		04	03						
AVCB		12	34	02		05	09						
TOTAL													
SUB-TOTAL SECTION 3 (B)													
SUB-TOTAL SECTION 3 (A)													
TOTAL SECTION 3													

STATEMENT OF VOTES, GENERAL PRIMARY ELECTION, TUESDAY, AUGUST 2, 1988

Judges of the Court of Appeals
 2nd District
 New Eight and Six Year Term

NAMES OF TOWNSHIPS AND ELECTION DISTRICTS	JUDGES		T O T A L S
	ELLEN E. MASON	DAVID M. SEROTKIN	
MACOMB DISTRICT 70 SECTION 3 (B) 50			
CITY OF WARREN			
AVCB-A-1	22	80	
AVCB-B-2	11	23	
AVCB-C-3	17	12	
AVCB-D-4	04	17	
AVCB-H-8	00	00	
AVCB-10	02	04	
AVCB-13	01	08	
AVCB-17	00	02	
CITY OF CENTER LINE			
1	03	18	
2	00	02	
3	00	07	
4	05	04	
5	08	09	
6	03	09	
7	02	06	
AVCB	02	10	
TOTAL			
SUB-TOTAL SECTION 3 (B)			
SUB-TOTAL SECTION 3 (A)			
TOTAL SECTION 3			

STATEMENT OF VOTES, GENERAL PRIMARY ELECTION, TUESDAY, AUGUST 2, 1988

MACOMB DISTRICT 71 SECTION 4	NAMES OF TOWNSHIPS AND ELECTION DISTRICTS	Representative in Congress ^{14th} Dist.				T O T A L S	T O T A L S	
		DEMOCRATIC PARTY		REPUBLICAN PARTY				TISCH IND. CITIZENS
		DENNIS M. HERTEL	T O T A L S	KENNETH C. McNEALY	T O T A L S			T O T A L S
	CITY OF STERLING HEIGHTS							
1	✓ 95			32				
2	✓ 35			13				
3	✓ 58			23				
4	✓ 57			14				
5	✓ 73			18				
6	✓ 86			24				
7	✓ 77			25				
8	✓ 211			47				
9	✓ 83			53				
10	✓ 77			27				
11	✓ 62			15				
12	✓ 41			09				
13	✓ 47			35				
14	✓ 34			19				
15	✓ 34			18				
16	✓ 26			15				
17	✓ 71			55				
18	✓ 72			20				
19	✓ 95			18				
20	✓ 129			46				
21	✓ 66			23				
22	✓ 73			35				
23	✓ 86			43				
24	✓ 76			32				
25	✓ 104			45				
26	✓ 79			37				
27	✓ 80			21				
28	✓ 67			32				
29	✓ 86			35				
30	✓ 62			30				
31	✓ 159			33				
32	✓ 50			16				
33	✓ 54			21				
34	✓ 47			17				
35	✓ 53			28				
36	✓ 111			38				
37	✓ 86			26				
38	✓ 67			21				
39	✓ 53			14				
40	✓ 55			38				
44	✓ 55			30				
45	✓ 41			17				
46	✓ 61			15				
47	✓ 71			12				
49	✓ 106			29				
50	✓ 77			16				
51	✓ 12			07				
60	✓ 46			22				
	AV920			00				
TOTAL								
TOTAL SECTION 4								

STATEMENT OF VOTES, GENERAL PRIMARY ELECTION, TUESDAY, AUGUST 2, 1988

NAMES OF TOWNSHIPS AND ELECTION DISTRICTS	Prosecuting Attorney				
	DEMOCRATIC PARTY		REPUBLICAN PARTY		TISCH IND. CITIZENS
	TOTALS	TOTALS	TOTALS	TOTALS	TOTALS
MACOMB DISTRICT 71 SECTION 4					
	<i>cm</i>		<i>cmk</i>		
CITY OF STERLING HEIGHTS					
1	✓ 98		29		
2	✓ 34		13		
3	✓ 61		24		
4	✓ 63		15		
5	✓ 79		17		
6	✓ 93		24		
7	✓ 74		25		
8	✓ 215		49		
9	✓ 83		52		
10	✓ 78		24		
11	✓ 62		15		
12	✓ 47		08		
13	✓ 47		35		
14	✓ 34		20		
15	✓ 34		18		
16	✓ 26		12		
17	✓ 77		55		
18	✓ 71		25		
19	✓ 96		14		
20	✓ 132		46		
21	✓ 68		27		
22	✓ 86		34		
23	✓ 101		44		
24	✓ 84		32		
25	✓ 104		42		
26	✓ 88		37		
27	✓ 63		22		
28	✓ 73		32		
29	✓ 88		37		
30	✓ 56		31		
31	✓ 102		34		
32	✓ 59		16		
33	✓ 57		19		
34	✓ 54		18		
35	✓ 57		32		
36	✓ 119		41		
37	✓ 39		22		
38	✓ 65		28		
39	✓ 81		14		
40	✓ 57		38		
44	✓ 52		37		
45	✓ 47		18		
46	✓ 65		18		
47	✓ 72		12		
49	✓ 103		32		
50	✓ 97		18		
51	✓ 14		06		
60	✓ 22		22		
TOTAL					
TOTAL SECTION 4					

STATEMENT OF VOTES, GENERAL PRIMARY ELECTION, TUESDAY, AUGUST 2, 1988

NAMES OF TOWNSHIPS AND ELECTION DISTRICTS	DEMOCRATIC PARTY					REPUBLICAN PARTY					TISCH IND. CITIZENS	
					TOTALS					TOTALS		TOTALS
MACOMB DISTRICT 71 SECTION 4												
CITY OF STERLING HEIGHTS												
1												
2												
3												
4												
5												
6												
7												
8												
9												
10												
11												
12												
13												
14												
15												
16												
17												
18												
19												
20												
21												
22												
23												
24												
25												
26												
27												
28												
29												
30												
31												
32												
33												
34												
35												
36												
37												
38												
39												
40												
44												
45												
46												
47												
49												
50												
51												
60												
TOTAL												
TOTAL SECTION 4												

STATEMENT OF VOTES, GENERAL PRIMARY ELECTION, TUESDAY, AUGUST 2, 1988

NAMES OF TOWNSHIPS AND ELECTION DISTRICTS		Judges of the Court of Appeals										T O T A L S
		2nd District New Eight and Six Year Term										
MACOMB DISTRICT 71 SECTION 4	50	ELLEN E. MASON	DAVID M. SEROTKIN									
CITY OF STERLING HEIGHTS												
1		✓ 11	21									
2		✓ 02	08									
3		✓ 02	17									
4		✓ 06	26									
5		✓ 05	20									
6		✓ 04	22									
7		✓ 06	28									
8		✓ 13	48									
9		✓ 05	32									
10		✓ 05	22									
11		✓ 04	17									
12		✓ 05	15									
13		✓ 07	18									
14		✓ 03	16									
15		✓ 05	09									
16		✓ 03	05									
17		✓ 05	23									
18		✓ 03	20									
19		✓ 12	31									
20		✓ 05	48									
21		✓ 01	24									
22		✓ 06	23									
23		✓ 04	38									
24		✓ 03	27									
25		✓ 19	32									
26		✓ 08	37									
27		✓ 04	20									
28		✓ 08	30									
29		✓ 04	31									
30		✓ 06	30									
31		✓ 07	34									
32		✓ 06	19									
33		✓ 03	15									
34		✓ 05	38									
35		✓ 01	13									
36		✓ 03	32									
37		✓ 02	19									
38		✓ 06	30									
39		✓ 07	23									
40		✓ 06	22									
44		✓ 04	28									
45		✓ 01	23									
46		✓ 04	19									
47		✓ 06	19									
49		✓ 09	28									
50		✓ 06	45									
51		✓ 01	02									
60		✓ 06	22									
TOTAL												
TOTAL SECTION 4												

STATEMENT OF VOTES, GENERAL PRIMARY ELECTION, TUESDAY, AUGUST 2, 1988

	NAMES OF TOWNSHIPS AND ELECTION DISTRICTS	Representative in State Legislature					TISCH IND. CITIZENS
		DEMOCRATIC PARTY		REPUBLICAN PARTY			
				TOTALS		TOTALS	TOTALS
	MACOMB DISTRICT 72 SECTION 5						
	CLINTON TOWNSHIP						
	1						
	2						
	3						
	4						
	5						
	6						
	7						
	8						
	9						
	10						
	11						
	12						
	13						
	14						
	15						
	16						
	17						
	18						
	19						
	20						
	21						
	22						
	23						
	24						
	25						
	26						
	27						
	28						
	29						
	30						
	31						
	32						
	33						
	34						
	35						
	36						
	37						
	38						
	39						
	40						
	41						
	42						
	43						
	44						
	45						
	46						
	47						
	48						
	49						
	50						
	51						
	52						
	53						
	54						
	55						
	56						
	57						
	58						
	59						
	60						
	61						
	62						
	63						
	64						
	65						
	66						
	67						
	68						
	69						
	70						
	71						
	72						
	73						
	74						
	75						
	76						
	77						
	78						
	79						
	80						
	81						
	82						
	83						
	84						
	85						
	86						
	87						
	88						
	89						
	90						
	91						
	92						
	93						
	94						
	95						
	96						
	97						
	98						
	99						
	100						
	101						
	102						
	103						
	104						
	105						
	106						
	107						
	108						
	109						
	110						
	111						
	112						
	113						
	114						
	115						
	116						
	117						
	118						
	119						
	120						
	121						
	122						
	123						
	124						
	125						
	126						
	127						
	128						
	129						
	130						
	131						
	132						
	133						
	134						
	135						
	136						
	137						
	138						
	139						
	140						
	141						
	142						
	143						
	144						
	145						
	146						
	147						
	148						
	149						
	150						
	151						
	152						
	153						
	154						
	155						
	156						
	157						
	158						
	159						
	160						
	161						
	162						
	163						
	164						
	165						
	166						
	167						
	168						
	169						
	170						
	171						
	172						
	173						
	174						
	175						
	176						
	177						
	178						
	179						
	180						
	181						
	182						
	183						
	184						
	185						
	186						
	187						
	188						
	189						
	190						
	191						
	192						
	193						
	194						
	195						
	196						
	197						
	198						
	199						
	200						
	201						
	202						
	203						
	204						
	205						
	206						
	207						
	208						
	209						
	210						
	211						
	212						
	213						
	214						
	215						
	216						
	217						
	218						
	219						
	220						
	221						
	222						
	223						
	224						
	225						
	226						
	227						
	228						
	229						
	230						
	231						
	232						
	233						
	234						
	235						
	236						
	237						
	238						
	239						
	240						
	241						
	242						
	243						
	244						
	245						
	246						
	247						
	248						
	249						
	250						
	251						
	252						
	253						
	254						
	255						
	256						
	257						
	258						
	259						
	260						
	261						
	262						
	263						
	264						
	265						
	266						
	267						
	268						
	269						
	270						
	271						
	272						
	273						
	274						
	275						
	276						
	277						
	278						
	279						
	280						
	281						
	282						
	283						
	284						
	285						
	286						
	287						
	288						
	289						
	290						
	291						
	292						
	293						
	294						
	295						

STATEMENT OF VOTES, GENERAL PRIMARY ELECTION, TUESDAY, AUGUST 2, 1988

NAMES OF TOWNSHIPS AND ELECTION DISTRICTS	Prosecuting Attorney				TISCH IND. CITIZENS	
	DEMOCRATIC PARTY		REPUBLICAN PARTY		TISCH IND. CITIZENS	
	TOTALS	TOTALS	TOTALS	TOTALS	TOTALS	TOTALS
MACOMB DISTRICT 72 SECTION 5 50	<i>Marlinga</i>		<i>Kimber</i>			
CLINTON TOWNSHIP						
1 ✓ 278				114		
2 ✓ 105				31		
3 ✓ 185				33		
4 ✓ 81				12		
5 ✓ 95				04		
6 ✓ 191				35		
7 ✓ 193				11		
8 ✓ 123				35		
9 ✓ 138				24		
10 ✓ 151				64		
11 ✓ 92				13		
* 12 ✓ 71				03		
13 ✓ 123				18		
14 ✓ 94				21		
15 ✓ 207				47		
16 ✓ 81				29		
17 ✓ 107				35		
18 ✓ 178				48		
19 ✓ 164				78		
20 ✓ 131				17		
21 ✓ 191				41		
22 ✓ 125				41		
23 ✓ 271				73		
24 ✓ 127				49		
25 ✓ 290				40		
26 ✓ 196				78		
27 ✓ 67				12		
28 ✓ 33				09		
29 — 43				10		
30 — 153				26		
31 — 62				11		
32 — 39				38		
33 — 196				33		
34 — 48				13		
35 — 167				47		
36 — 160				39		
37 — 174				52		
38 — 226				77		
39 — 135				27		
x -x 40 38				17		
41 — 147				18		
42 — 12				03		
43 — 64				22		
* 12A 40				13		
* 40A 54				19		
TOTAL						
CITY OF FRASER						
1 — 104				43		
2 — 114				41		
3 — 131				42		
4 — 86				28		
5 — 186				53		
6 — 138				53		
TOTAL						
TOTAL SECTION 5						

STATEMENT OF VOTES, GENERAL PRIMARY ELECTION, TUESDAY, AUGUST 2, 1988

NAMES OF TOWNSHIPS AND ELECTION DISTRICTS	County Clerk			T O T A L S	T O T A L S	T O T A L S
	DEMOCRATIC PARTY	REPUBLICAN PARTY	TISCH IND. CITIZENS			
MACOMB DISTRICT 72 SECTION 5 50	<i>Miller</i>					
CLINTON TOWNSHIP						
1 ✓ 254						
2 ✓ 93						
3 ✓ 186						
4 ✓ 85						
5 / 97						
6 / 158						
7 / 182						
8 / 120						
9 / 132						
10 / 137						
11 / 83						
12 ✓ 66						
13 / 111						
14 / 90						
15 / 191						
16 / 78						
17 / 96						
18 ✓ 170						
19 / 152						
20 / 126						
21 / 177						
22 / 123						
23 ✓ 236						
24 / 116						
25 / 264						
26 ✓ 182						
27 ✓ 63						
28 / 31						
29 / 42						
30 / 140						
31 / 59						
32 / 38						
33 / 175						
34 / 44						
35 / 146						
36 / 152						
37 / 158						
38 / 212						
39 / 118						
X 40 ✓ 33						
41 / 135						
42 / 15						
43 / 53						
X 12A ✓ 38						
X 40A ✓ 48						
TOTAL						
CITY OF FRASER						
1 / 100						
2 / 113						
3 / 119						
4 / 79						
5 / 172						
6 / 131						
TOTAL						
TOTAL SECTION 5						

STATEMENT OF VOTES, GENERAL PRIMARY ELECTION, TUESDAY, AUGUST 2, 1988

MACOMB DISTRICT 72 SECTION 5	NAMES OF TOWNSHIPS AND ELECTION DISTRICTS	County Treasurer									
		DEMOCRATIC PARTY				REPUBLICAN PARTY				TISCH IND. CITIZENS	
		DeSantis	Nowakowski	Fiseo	TOTALS	Brillhart	Gierak	TOTALS	TOTALS		
CLINTON TOWNSHIP											
1	✓	29	167	22		62	48				
2	✓	33	68	06		14	15				
3	✓	51	92	36		18	14				
4	✓	19	52	04		06	09				
5	✓	19	54	13		04	00				
6	✓	57	106	16		15	16				
7	✓	53	132	08		04	10				
8	✓	42	87	05		19	14				
9	✓	46	88	08		14	09				
10	✓	57	80	03		31	31				
11	✓	29	51	12		06	04				
* 12	✓	15	45	04		00	03				
13	✓	24	88	10		14	04				
14	✓	31	64	02		08	10				
15	✓	62	131	15		32	17				
16	✓	27	47	11		16	16				
17	✓	34	64	12		13	17				
18	✓	69	95	11		13	32				
19	✓	50	103	09		37	40				
20	✓	32	73	13		05	12				
21	✓	75	100	05		25	20				
22	✓	39	70	11		22	19				
23	✓	76	173	12		28	48				
24	✓	47	69	13		16	36				
25	✓	93	172	18		24	16				
26	✓	59	117	16		40	41				
27	✓	17	41	11		08	07				
28	✓	06	25	02		05	02				
29	✓	11	25	08		09	03				
30	✓	33	95	10		16	10				
31	✓	16	39	00		03	07				
32	✓	09	25	03		13	26				
33	✓	48	138	08		17	18				
34	✓	11	24	02		04	09				
35	✓	47	106	11		29	18				
36	✓	65	78	11		16	25				
37	✓	53	107	08		28	20				
38	✓	59	152	15		39	36				
39	✓	46	66	10		17	09				
X * 40	✓	11	19	04		09	07				
41	✓	37	91	15		13	10				
42	✓	05	08	00		01	01				
43	✓	17	47	05		12	09				
X # 12A	✓	07	33	04		06	05				
X * 40A	✓	18	33	01		09	08				
TOTAL											
CITY OF FRASER											
1	✓	50	55	03		20	23				
2	✓	44	60	06		15	24				
3	✓	46	73	08		28	16				
4	✓	32	38	04		14	13				
5	✓	92	86	07		33	20				
6	✓	48	75	07		31	26				
TOTAL											
TOTAL SECTION 5											

STATEMENT OF VOTES, GENERAL PRIMARY ELECTION, TUESDAY, AUGUST 2, 1988

		DEMOCRATIC PARTY				REPUBLICAN PARTY				TISCH IND. CITIZENS	
NAMES OF TOWNSHIPS AND ELECTION DISTRICTS		T O T A L S				T O T A L S				T O T A L S	
MACOMB	50										
SECTION 5											
CLINTON TOWNSHIP											
1											
2											
3											
4											
5											
6											
7											
8											
9											
10											
11											
12											
13											
14											
15											
16											
17											
18											
19											
20											
21											
22											
23											
24											
25											
26											
27											
28											
29											
30											
31											
32											
33											
34											
35											
36											
37											
38											
39											
40											
41											
42											
43											
TOTAL											
CITY OF FRASER											
1											
2											
3											
4											
5											
6											
TOTAL											
TOTAL SECTION 5											

STATEMENT OF VOTES, GENERAL PRIMARY ELECTION, TUESDAY, AUGUST 2, 1988

NAMES OF TOWNSHIPS AND ELECTION DISTRICTS		Judges of the Court of Appeals										T O T A L S
		2nd District New Eight and Six Year Term										
MACOMB DISTRICT 72 SECTION 5		ELLEN E. MASON	DAVID M. SEROTKIN									
CLINTON TOWNSHIP												
1	✓	14	103									
2	✓	04	50									
3	✓	12	49									
4	✓	06	27									
5	/	03	30									
6	/	07	53									
7	/	08	59									
8	/	05	56									
9	/	10	41									
10	/	10	66									
11	/	06	27									
* 12	/	02	19									
13	/	06	29									
14	/	08	43									
15	/	18	76									
16	/	03	21									
17	/	08	32									
18	✓	10	54									
19	/	15	53									
20	/	10	32									
21	/	11	55									
22	✓	08	38									
23	✓	13	80									
24	/	08	49									
25	✓	27	80									
26	✓	19	70									
27	✓	06	23									
28	✓	02	13									
29	/	03	16									
30	/	04	47									
31	/	03	21									
32	/	04	26									
33	/	17	74									
34	/	04	16									
35	/	12	43									
36	/	11	48									
37	/	16	43									
38	/	13	63									
39	/	09	30									
* 40	/	07	06									
41	/	11	29									
42	/	01	07									
43	/	01	23									
* 12A	/	04	18									
* 40A	/	08	16									
TOTAL												
CITY OF FRASER												
1	/	09	43									
2	/	12	41									
3	/	12	47									
4	/	08	15									
5	/	07	73									
6	/	08	43									
TOTAL												
TOTAL SECTION 5												
CITY OF FRASER												

STATEMENT OF VOTES, GENERAL PRIMARY ELECTION, TUESDAY, AUGUST 2, 1988

MACOMB DISTRICT 72 SECTION 5	NAMES OF TOWNSHIPS AND ELECTION DISTRICTS 50	41B District Court NON-PARTISAN					T O T A L S	41B District Court (continued) NON-PARTISAN			T O T A L S
		MARGO C. BALKWILL	CARL E. BELTZ	PETER B. HENDERSON	ERNEST HORNUNG	WENDY A. JANSEN		EUGENE MORABITO	GEORGE STEEH	Scattered	
CLINTON TOWNSHIP											
1	✓	19	32	22	73	22	27	142			
2	✓	14	07	19	09	12	08	70			
3	✓	15	11	03	05	26	15	94			
4	✓	04	04	07	06	12	00	56			
5	✓	05	03	07	05	10	01	77			
6	✓	20	01	19	35	15	15	110			
7	✓	18	04	09	27	20	06	90			
8	✓	03	05	09	18	14	01	116			
9	✓	08	02	16	11	26	12	88			
10	✓	15	12	09	29	10	07	136			
11	✓	05	04	05	10	15	06	44			
* 12	✓	04	00	01	06	03	08	42			
13	✓	03	07	09	05	11	01	47			
14	✓	10	07	06	08	11	07	58			
15	✓	10	06	14	26	17	26	152			
16	✓	04	07	11	19	09	05	54			
17	✓	08	06	09	19	13	10	41			
18	✓	07	21	16	26	18	09	100			
19	✓	15	12	17	41	24	11	83			
20	✓	08	17	12	12	14	11	48			
21	✓	26	14	18	17	15	04	115			
22	✓	01	09	16	24	21	03	59			
23	✓	20	39	61	147	14	06	77			
24	✓	06	07	10	24	15	07	73			
25	✓	06	13	09	79	21	07	129			
26	✓	16	07	23	30	29	24	111			
27	✓	05	02	03	07	06	05	40			
28	✓	03	04	03	06	04	01	22			
29	✓	05	02	01	04	05	01	36			
30	✓	11	06	08	06	13	11	84			
31	✓	00	01	06	05	08	03	34			
32	✓	03	03	03	07	03	05	45			
33	✓	13	11	24	27	07	11	115			
34	✓	03	04	01	06	07	01	20			
35	✓	25	18	21	79	15	04	53			
36	✓	10	21	11	56	09	11	70			
37	✓	02	07	34	47	16	11	87			
38	✓	09	30	25	36	32	11	125	01		
39	✓	12	05	07	14	14	17	68			
X* 40	✓	04	03	11	10	06	01	15			
41	✓	06	06	14	16	12	08	55			
42	✓	02	00	03	02	01	00	04			
43	✓	09	06	04	15	06	03	42			
X* 12A	✓	04	03	04	07	05	02	28			
X* 40A	✓	03	03	04	24	03	11	16			
TOTAL											
CITY OF FRASER											
1											
2											
3											
4											
5											
6											
TOTAL											
TOTAL SECTION 5											
CITY OF FRASER											

STATEMENT OF VOTES, GENERAL PRIMARY ELECTION, TUESDAY, AUGUST 2, 1988

NAMES OF TOWNSHIPS AND ELECTION DISTRICTS	Representative in Congress 14th Dist.				TISCH IND. CITIZENS
	DEMOCRATIC PARTY		REPUBLICAN PARTY		
	DENNIS M. HERTEL	TOTALS	KENNETH C. McNEALY	TOTALS	
MACOMB DISTRICT 73 SECTION 6 50					
CITY OF EAST DETROIT /	73		19		
x2 /	66		27		
3 /	42		16		
4 /	122		39		
5 /	72		22		
76 /	74		21		
87 /	71		24		
98 /	96		09		
189 /	71		22		
1810 /	58		21		
1815 /	107		24		
1716 /	39		17		
1817 /	51		15		
AVCB 18 /	50		13		
AVCB-A /	09		07		
AVCB-D /	11		01		
X TOTAL AVCB-E	124		47		
AV920	03		01		
CITY OF ROSEVILLE					
1					
3					
4					
5					
7					
8					
9					
10					
11					
12					
13					
14					
15					
16					
17					
18					
19					
20					
23					
TOTAL					
TOTAL SECTION 6					

STATEMENT OF VOTES, GENERAL PRIMARY ELECTION, TUESDAY, AUGUST 2, 1988

NAMES OF TOWNSHIPS AND ELECTION DISTRICTS	Representative in State Legislature 73rd Dist.				T O T A L S	T O T A L S	T O T A L S		
	DEMOCRATIC PARTY		REPUBLICAN PARTY					T O T A L S	T O T A L S
	NICK CIARAMITARO	MARK A. REICHENBACH	RANDAL L. POMEROY	T O T A L S					
MACOMB DISTRICT 73 SECTION 6									
CITY OF EAST DETROIT /	65	15	18						
X 2	51	16	24						
3	45	06	15						
4	111	14	44						
5	73	07	20						
76	72	05	21						
87	68	12	22						
88	87	11	07						
109	77	12	20						
1510	59	09	19						
1815	107	13	23						
1716	44	05	19						
1817	53	09	16						
AYCB 18	50	05	11						
AYCB-A	06	04	09						
X AYCB-D	08	02	01						
X TOTAL AYCB-E	110	12	43						
CITY OF ROSEVILLE									
1	202	28	47						
3	154	22	17						
4	169	20	26						
X 5	180	29	50						
7	92	19	33						
8	135	17	33						
9	127	21	28						
10	68	08	23						
11	101	08	25						
12	145	14	24						
13	103	19	34						
14	116	10	13						
15	186	24	63						
16	229	34	41						
* 17	70	09	05						
18	143	23	52						
19	187	25	35						
20	155	24	28						
X 23	109	12	24						
* 5A	23	10	04						
* 17A	25	08	07						
TOTAL X 18A	02	01	02						
+ 23A	17	00	02						
TOTAL SECTION 6									

STATEMENT OF VOTES, GENERAL PRIMARY ELECTION, TUESDAY, AUGUST 2, 1988

NAMES OF TOWNSHIPS AND ELECTION DISTRICTS	Prosecuting Attorney				T O T A L S	T O T A L S	T O T A L S	
	DEMOCRATIC PARTY		REPUBLICAN PARTY					T O T A L S
MACOMB DISTRICT 73 SECTION 6	<i>Albany</i>		<i>Hamlet</i>					
CITY OF EAST DETROIT 1	72		20					
2	67		26					
3	36		17					
4	110		42					
5	71		24					
16	75		25					
87	75		23					
88	88		11					
109	77		23					
110	65		21					
115	103		24					
116	40		17					
117	52		16					
AVCB 18	55		12					
AVCB A	08		09					
X AVCB D	10		01					
X TOTAL AVCB-E	114		43					
CITY OF ROSEVILLE								
1	212		45					
3	164		17					
4	163		30					
* 5	192		45					
7	110		33					
8	149		34					
9	137		29					
10	68		25					
11	103		28					
12	142		21					
13	130		38					
14	113		13					
15	212		62					
16	259		41					
* 17	70		04					
18	143		60					
19	191		41					
20	153		27					
* 23	118		25					
* 5A	27		04					
* 17A	32		07					
TOTAL * 18A	04		02					
* 23A	13		02					
TOTAL SECTION 6								

STATEMENT OF VOTES, GENERAL PRIMARY ELECTION, TUESDAY, AUGUST 2, 1988

NAMES OF TOWNSHIPS AND ELECTION DISTRICTS	Sheriff			T O T A L S	T O T A L S	T O T A L S
	DEMOCRATIC PARTY	REPUBLICAN PARTY	TISCH IND. CITIZENS			
MACOMB DISTRICT 73 SECTION 6						
	<i>Handed</i>					
CITY OF EAST DETROIT /						
x 2				68		
3				53		
4				35		
5				107		
76				67		
87				72		
88				64		
89				73		
109				67		
1510				53		
1815				99		
1716				33		
1817				48		
AUCB 18				51		
AUCB-A				10		
X AUCB-D				10		
X TOTAL AUCB-E				120		
CITY OF ROSEVILLE						
1				205		
3				161		
4				158		
x 5				186		
7				100		
8				145		
9				141		
10				73		
11				101		
12				132		
13				122		
14				114		
15				208		
16				256		
x 17				68		
18				140		
19				193		
20				155		
* 23				113		
* 5A				27		
* 17A				31		
TOTAL * 18A				03		
* 23A				10		
TOTAL SECTION 6						

STATEMENT OF VOTES, GENERAL PRIMARY ELECTION, TUESDAY, AUGUST 2, 1988

NAMES OF TOWNSHIPS AND ELECTION DISTRICTS	County Clerk		
	DEMOCRATIC PARTY	REPUBLICAN PARTY	TISCH IND. CITIZENS
	TOTALS	TOTALS	TOTALS
MACOMB DISTRICT 73 SECTION 6 50			
CITY OF EAST DETROIT /	64		
22	59		
3	35		
4	99		
5	69		
76	73		
87	71		
88	78		
109	65		
1810	51		
1815	90		
1716	35		
1817	46		
AVCB 18	49		
AVCB-A	10		
AVCB-D	11		
X TOTAL AVCB-E	115		
CITY OF ROSEVILLE			
1	205		
3	156		
4	151		
* 5	177		
7	106		
8	141		
9	129		
10	62		
11	98		
12	136		
13	114		
14	112		
15	194		
16	244		
* 17	60		
18	137		
19	178		
20	144		
* 23	103		
* 5A	28		
* 17A	29		
TOTAL * 18A	03		
* 23A	07		
TOTAL SECTION 6			

STATEMENT OF VOTES, GENERAL PRIMARY ELECTION, TUESDAY, AUGUST 2, 1988

NAMES OF TOWNSHIPS AND ELECTION DISTRICTS	DEMOCRATIC PARTY			REPUBLICAN PARTY			TISCH IND. CITIZENS	
			TOTALS			TOTALS		TOTALS
MACOMB DISTRICT 73 SECTION 6 50								
CITY OF EAST DETROIT /			54					
x2			53					
3			28					
4			105					
5			66			02		
76			72					
87			69					
98			79					
109			62					
1510			48					
1615			86					
1716			31					
1817			44					
AVCB 18			44					
AVCB - A			09					
X AVCB - D			10					
X TOTAL AVCB - E			115					
CITY OF ROSEVILLE								
1			182					
3			163					
4			149					
* 5			121					
7			100					
8			142					
9			130					
10			66					
11			92					
12			124					
13			110					
14			112					
15			193			01		
16			230					
* 17			63					
18			137					
19			182					
20			130					
* 23			107					
* 5A			26					
* 17A			29					
TOTAL * 18A			03					
* 23A			10					
TOTAL SECTION 6								

Frances M. Wojtalowicz

STATEMENT OF VOTES, GENERAL PRIMARY ELECTION, TUESDAY, AUGUST 2, 1988

NAMES OF TOWNSHIPS AND ELECTION DISTRICTS		Judges of the Court of Appeals 2nd District New Eight and Six Year Term										TOTALS
		ELLEN E. MASON	DAVID M. SEROTKIN									
MACOMB DISTRICT 73 SECTION 6	50											
CITY OF EAST DETROIT /		09	17									
x2		11	15									
3		04	07									
4		13	20									
5		03	17									
76		01	08									
87		03	13									
88		07	10									
109		10	11									
1510		10	11									
1615		10	26									
116		02	10									
1817		06	12									
AVCB 18		03	08									
AVCB -A		00	06									
X AVCB -D		00	01									
X TOTAL AVCB E		07	21									
CITY OF ROSEVILLE												
1		15	53									
3		10	38									
4		15	40									
* 5		19	51									
7		12	25									
8		17	38									
9		06	25									
10		04	11									
11		09	23									
12		11	37									
13		10	30									
14		08	35									
15		16	63									
16		20	60									
* 17		06	16									
18		13	30									
19		20	44									
20		09	44									
* 23		08	27									
* 5A		00	04									
* 17A		00	09									
TOTAL * 18A		00	02									
* 23A		00	04									
TOTAL SECTION 6												

STATEMENT OF VOTES, GENERAL PRIMARY ELECTION, TUESDAY, AUGUST 2, 1988

NAMES OF TOWNSHIPS AND ELECTION DISTRICTS	39th District Court NON-PARTISAN			NON-PARTISAN		
	MARCO A. SANTIA	MARK SWITALSKI	ART YOUNG	TOTALS	TOTALS	TOTALS
MACOMB DISTRICT 73 SECTION 6 50						
CITY OF EAST DETROIT						
1						
3						
4						
5						
7						
8						
9						
10						
15						
16						
17						
18						
AVCB						
TOTAL						
CITY OF ROSEVILLE						
1	93	162	55			
3	47	104	55			
4	62	111	55			
* 5	65	135	91			
7	46	71	33			
8	63	109	30			
9	40	144	31			
10	26	61	20			
11	38	120	26			
12	46	116	31			
13	42	143	26			
14	39	94	23			
15	77	151	63			
16	121	164	82			
* 17	33	40	17			
18	149	78	25			
19	77	150	52			
20	44	166	23			
* 23	104	46	23			
* 5A	09	31	09			
* 17A	14	17	07			
TOTAL * 18A	04	02	01			
* 23A	19	05	01			
TOTAL SECTION 6						

STATEMENT OF VOTES, GENERAL PRIMARY ELECTION, TUESDAY, AUGUST 2, 1988

NAMES OF TOWNSHIPS AND ELECTION DISTRICTS	POLL BOOK	UNITED STATES SENATOR						TISCH IND. CITIZENS
		DEMOCRATIC PARTY			REPUBLICAN PARTY			
		DONALD W. RIEGLE, JR.	TOTALS	TOTALS	JIM DUNN	ROBERT J. HUBER	TOTALS	
MACOMB DISTRICT 74 SECTION 7 50								
LAKE TOWNSHIP	22	03				12	03	
920	00	00				00	00	
CITY OF EAST DETROIT								
11	79	28				12	09	
12	209	79				29	33	
13	72	44				06	03	
14	159	67				19	16	
AVCB - B	39	24				03	07	
AVCB - C	08	06				00	02	
TOTAL								
CITY OF ST. CLAIR SHORES								
1	236	75				44	58	
2	123	59				12	07	
3	93	28				23	17	
4	132	52				34	28	
5	172	95				11	11	
6	134	68				11	12	
7	33	18				06	04	
8	195	104				32	24	
9	153	85				18	10	
10	179	94				12	18	
11	145	69				16	13	
12	208	72				32	26	
13	203	98				17	25	
14	198	98				29	18	
15	164	77				23	25	
16	157	78				19	19	
17	166	84				18	22	
18	190	62				51	27	
19	146	95				07	08	
20	144	75				09	22	
21	109	54				09	14	
22	122	70				15	14	
23	166	79				29	25	
24	150	72				18	30	
25	68	35				10	10	
26	149	68				29	15	
27	201	112				21	23	
29	233	113				38	21	
31	101	56				13	13	
32	110	57				20	16	
34	217	67				65	55	
35	184	103				16	18	
36	105	41				19	19	
37	138	68				21	14	
38	171	54				39	30	
39	145	57				20	25	
40	106	45				16	16	
41	247	116				21	25	
42	163	82				19	20	
920	01	00				00	01	
TOTAL								
TOTAL SECTION 7								

STATEMENT OF VOTES, GENERAL PRIMARY ELECTION, TUESDAY, AUGUST 2, 1988

	NAMES OF TOWNSHIPS AND ELECTION DISTRICTS	Representative in Congress					Dist.					TISCH IND. CITIZENS	
		DEMOCRATIC PARTY					REPUBLICAN PARTY						
					TOTALS					TOTALS		TOTALS	
	MACOMB DISTRICT 74 SECTION 7												
	LAKE TOWNSHIP												
	CITY OF EAST DETROIT												
	11												
	12												
	13												
	14												
	AVCB												
	TOTAL												
	CITY OF ST. CLAIR SHORES												
	1												
	2												
	3												
	4												
	5												
	6												
	7												
	8												
	9												
	10												
	11												
	12												
	13												
	14												
	15												
	16												
	17												
	18												
	19												
	20												
	21												
	22												
	23												
	24												
	25												
	26												
	27												
	29												
	31												
	32												
	34												
	35												
	36												
	37												
	38												
	39												
	40												
	41												
	42												
	TOTAL												
	TOTAL SECTION 7												

STATEMENT OF VOTES, GENERAL PRIMARY ELECTION, TUESDAY, AUGUST 2, 1988

NAMES OF TOWNSHIPS AND ELECTION DISTRICTS	Representative in State Legislature						TISCH IND. CITIZENS
	DEMOCRATIC PARTY			REPUBLICAN PARTY			
			TOTALS			TOTALS	TOTALS
MACOMB DISTRICT 74 SECTION 7							
LAKE TOWNSHIP							
CITY OF EAST DETROIT							
11							
12							
13							
14							
AVCB							
TOTAL							
CITY OF ST. CLAIR SHORES							
1							
2							
3							
4							
5							
6							
7							
8							
9							
10							
11							
12							
13							
14							
15							
16							
17							
18							
19							
20							
21							
22							
23							
24							
25							
26							
27							
29							
31							
32							
34							
35							
36							
37							
38							
39							
40							
41							
42							
TOTAL							
TOTAL SECTION 7							

STATEMENT OF VOTES, GENERAL PRIMARY ELECTION, TUESDAY, AUGUST 2, 1988

NAMES OF TOWNSHIPS AND ELECTION DISTRICTS	Prosecuting Attorney		T O T A L S	T O T A L S	T O T A L S
	DEMOCRATIC PARTY	REPUBLICAN PARTY			
MACOMB DISTRICT 74 SECTION 7 50	Marlinga	Kimber			
LAKE TOWNSHIP	03	14			
CITY OF EAST DETROIT					
11	29	16			
12	77	32			
13	39	05			
14	65	26			
AVCB - B	24	09			
AVCB - C	05	02			
TOTAL					
CITY OF ST. CLAIR SHORES					
1	70	83			
2	62	17			
3	24	34			
4	48	46			
5	94	21			
6	65	14			
7	16	08			
8	98	55			
9	80	21			
10	89	28			
11	70	18			
12	80	42			
13	91	31			
14	109	39			
15	80	33			
16	79	32			
17	90	33			
18	57	63			
19	95	13			
20	74	20			
21	54	21			
22	68	18			
23	73	40			
24	71	31			
25	35	19			
26	63	40			
27	104	40			
29	105	38			
31	56	15			
32	53	29			
34	59	98			
35	92	32			
36	39	30			
37	64	27			
38	53	55			
39	55	36			
40	46	22			
41	105	41			
42	80	26			
TOTAL					
TOTAL SECTION 7					

STATEMENT OF VOTES, GENERAL PRIMARY ELECTION, TUESDAY, AUGUST 2, 1988

NAMES OF TOWNSHIPS AND ELECTION DISTRICTS	Sheriff			T O T A L S	T O T A L S	T O T A L S
	DEMOCRATIC PARTY	REPUBLICAN PARTY	TISCH IND. CITIZENS			
MACOMB DISTRICT 74 SECTION 7						
	Hackel					
LAKE TOWNSHIP	04					
CITY OF EAST DETROIT						
11	28					
12	69					
13	36					
14	63					
AVCB-B	22					
AVCB-C	04					
TOTAL						
CITY OF ST. CLAIR SHORES						
1	73					
2	56					
3	24					
4	43					
5	85					
6	61					
7	12					
8	97					
9	76					
10	93					
11	74					
12	77					
13	88					
14	105					
15	83					
16	81					
17	86					
18	59					
19	95					
20	74					
21	56					
22	66					
23	70					
24	69					
25	35					
26	68					
27	101					
29	109					
31	55					
32	49					
34	58					
35	100					
36	36					
37	64					
38	52					
39	56					
40	46					
41	109					
42	77					
TOTAL						
TOTAL SECTION 7						

STATEMENT OF VOTES, GENERAL PRIMARY ELECTION, TUESDAY, AUGUST 2, 1988

NAMES OF TOWNSHIPS AND ELECTION DISTRICTS	County Clerk / Register of Deeds										
	DEMOCRATIC PARTY					REPUBLICAN PARTY					TISCH IND. CITIZENS
	T O T A L S					T O T A L S					T O T A L S
MACOMB DISTRICT 74 SECTION 7	Miller					Scattered (R)					
LAKE TOWNSHIP	02										
CITY OF EAST DETROIT											
11	30										
12	62										
13	36										
14	59										
AVCB - B	22										
AVCB - C	06										
TOTAL											
CITY OF ST. CLAIR SHORES											
1	71										
2	56										
3	22										
4	43										
5	85										
6	67										
7	17										
8	89										
9	68										
10	86										
11	68										
12	72										
13	81										
14	104										
15	74										
16	71										
17	79										
18	60										
19	93										
20	70										
21	50										
22	60										
23	67										
24	63										
25	34										
26	62					01					
27	100										
29	96										
31	48										
32	51										
34	60										
35	88										
36	36										
37	56										
38	50										
39	49										
40	41										
41	104										
42	80										
TOTAL											
TOTAL SECTION 7											

STATEMENT OF VOTES, GENERAL PRIMARY ELECTION, TUESDAY, AUGUST 2, 1988

NAMES OF TOWNSHIPS AND ELECTION DISTRICTS	PWC		T O T A L S	T O T A L S		T O T A L S
	DEMOCRATIC PARTY	REPUBLICAN PARTY		DEMOCRATIC PARTY	REPUBLICAN PARTY	
MACOMB DISTRICT 74 SECTION 7 50						
			welsh			
LAKE TOWNSHIP	/		02			
CITY OF EAST DETROIT						
11	/		27			
12	/		53			
13	/		34			
14	/		55			
AVCB - B			19			
AVCB + C			06			
TOTAL						
CITY OF ST. CLAIR SHORES						
1	/		73			
2	/		58			
3	/		24			
4	/		46			
5	/		97			
6	/		68			
7			18			
8			97			
9			69			
10			88			
11			71			
12	/		52			
13			89			
14			96			
15			79			
16			74			
17			75			
18			55			
19			87			
20			62			
21			52			
22	/		57			
23	/		71			
24	/		64			
25	/		31			
26	/		61			
27	/		100			
29	/		100			
31	/		50			
32	/		51			
34	/		54			
35	/		86			
36	/		37			
37	/		59			
38	/		48			
39	/		47			
40	/		43			
41	/		102			
42	/		82			
TOTAL						
TOTAL SECTION 7						

Frances Woytalowicz (R)

01

STATEMENT OF VOTES, GENERAL PRIMARY ELECTION, TUESDAY, AUGUST 2, 1988

NAMES OF TOWNSHIPS AND ELECTION DISTRICTS	DEMOCRATIC PARTY					REPUBLICAN PARTY					TISCH IND. CITIZENS	
					TOTALS					TOTALS		TOTALS
MACOMB DISTRICT 74 SECTION 7 50												
LAKE TOWNSHIP												
CITY OF EAST DETROIT												
11												
12												
13												
14												
AVCB												
TOTAL												
CITY OF ST. CLAIR SHORES												
1												
2												
3												
4												
5												
6												
7												
8												
9												
10												
11												
12												
13												
14												
15												
16												
17												
18												
19												
20												
21												
22												
23												
24												
25												
26												
27												
29												
31												
32												
34												
35												
36												
37												
38												
39												
40												
41												
42												
TOTAL												
TOTAL SECTION 7												

STATEMENT OF VOTES, GENERAL PRIMARY ELECTION, TUESDAY, AUGUST 2, 1988

NAMES OF TOWNSHIPS AND ELECTION DISTRICTS	PROPOSALS								
	YES	NO	TOTAL	YES	NO	TOTAL	YES	NO	TOTAL
<p>MACOMB DISTRICT 74 SECTION 7</p> <p>LAKE TOWNSHIP</p>	11	10	21						
<p>CITY OF EAST DETROIT</p> <p>11</p> <p>12</p> <p>13</p> <p>14</p> <p>AVCB-B</p> <p>AVCB-C</p> <p>TOTAL</p>	26	28	54						
<p>CITY OF ST. CLAIR SHORES</p> <p>1</p> <p>2</p> <p>3</p> <p>4</p> <p>5</p> <p>6</p> <p>7</p> <p>8</p> <p>9</p> <p>10</p> <p>11</p> <p>12</p> <p>13</p> <p>14</p> <p>15</p> <p>16</p> <p>17</p> <p>18</p> <p>19</p> <p>20</p> <p>21</p> <p>22</p> <p>23</p> <p>24</p> <p>25</p> <p>26</p> <p>27</p> <p>29</p> <p>31</p> <p>32</p> <p>34</p> <p>35</p> <p>36</p> <p>37</p> <p>38</p> <p>39</p> <p>40</p> <p>41</p> <p>42</p> <p>TOTAL</p> <p>TOTAL SECTION 7</p>	83	90	173						

MACOMB COUNTY WIDE PROPOSITION
 PROPOSAL TO ESTABLISH
 SEPARATE TAX LIMITATIONS
 Shall separate tax limitations be established for an indefinite period or until altered by the voters of the County for the County of Macomb and the townships and school districts within the County, the aggregate of which shall not exceed fifteen (15) mills as follows: County of Macomb 8.19 mills; Townships 1.00 mill; Intermediate School Districts .23 mill; School districts (a school district located entirely within a city or charter township shall receive in addition millage equal to the township millage) 8.58 mills. TOTAL 15.00

STATEMENT OF VOTES, GENERAL PRIMARY ELECTION, TUESDAY, AUGUST 2, 1988

NAMES OF TOWNSHIPS AND ELECTION DISTRICTS	POLL BOOK TOTALS	UNITED STATES SENATOR				TISCH IND. CITIZENS	
		DEMOCRATIC PARTY		REPUBLICAN PARTY		TOTALS	TOTALS
		DONALD W. RIEGLE, JR.	TOTALS	JIM DUNN	ROBERT J. HUBER		
MACOMB DISTRICT 75 SECTION 8 (A) 50							
ARMADA TOWNSHIP							
1	112	38		19	22		
2	55	15		10	17		
TOTAL							
BRUCE TOWNSHIP							
1	222	38		49	45		
2	300	55		79	44		
3	106	24		14	23		
AVCB	191	44		40	56		
TOTAL							
CHESTERFIELD TOWNSHIP							
1	482	293		35	28		
2	340	205		29	20		
3	250	155		16	24		
4	238	99		20	09		
X 5	369	224		26	46		
6	166	97		20	09		
7	315	181		17	17		
AVCB	367	224		37	36		
920	08	03		01	03		
TOTAL							
HARRISON TOWNSHIP							
X 1	225	82		42	34		
X 2	97	45		16	12		
X 3	164	72		28	22		
X 4	191	60		37	36		
X 5	239	103		35	43		
6	256	88		57	32		
X 7	325	128		56	33		
8	48	29		07	00		
9	268	85		64	48		
10	151	54		24	19		
11	267	112		46	46		
AV 920	03	01		02	00		
TOTAL							
LENOX TOWNSHIP							
1	223	84		15	11		
2	369	184		09	16		
AVCB	76	47		01	03		
TOTAL							
SUB-TOTAL SECTION 8 (A)							
Continued on Section 8 (B)							

STATEMENT OF VOTES, GENERAL PRIMARY ELECTION, TUESDAY, AUGUST 2, 1988

NAMES OF TOWNSHIPS AND ELECTION DISTRICTS		Representative in Congress 12th Dist.				TISCH IND. CITIZENS	
		DEMOCRATIC PARTY		REPUBLICAN PARTY			
MACOMB DISTRICT 75 SECTION 8 (A) 50		DAVID E. BONIOR	TOTALS	DOUGLAS CARL	TOTALS	TOTALS	TOTALS
ARMADA TOWNSHIP							
1	==	37		35			
2	==	16		25			
TOTAL							
BRUCE TOWNSHIP							
1							
2							
3							
AVCB							
TOTAL							
CHESTERFIELD TOWNSHIP							
1	-	313		49			
2	-	208		36			
3	-	158		28			
4	-	120		22			
X 5	-	209		55			
6	-	99		20			
7	-	180		29			
AVCB		236		74			
920		03		05			
TOTAL							
HARRISON TOWNSHIP							
X 1		90		71			
X 2		44		29			
X 3		76		45			
X 4		63		64			
X 5		98		68			
X 6		94		79			
X 7		144		79			
8		27		06			
9		91		93			
10		62		36			
11		111		87			
AV920		01		02			
TOTAL							
LENOX TOWNSHIP							
1	-	96		22			
2	-	205		23			
AVCB		48		05			
TOTAL							
SUB-TOTAL SECTION 8 (A)							
Continued on Section 8 (B)							

STATEMENT OF VOTES, GENERAL PRIMARY ELECTION, TUESDAY, AUGUST 2, 1988

NAMES OF TOWNSHIPS AND ELECTION DISTRICTS	Representative in State Legislature 75th Dist.		T O T A L S	T O T A L S	T O T A L S
	DEMOCRATIC PARTY	REPUBLICAN PARTY			
	KENNETH J. DEBEAUSSAERT	STEVEN M. ZINNER			
MACOMB DISTRICT 75 SECTION 8 (A) 50					
ARMADA TOWNSHIP					
1	39	39			
2	15	20			
TOTAL					
BRUCE TOWNSHIP					
1	38	58			
2	50	82			
3	24	23			
AVCB	44	81			
TOTAL					
CHESTERFIELD TOWNSHIP					
1	304	37			
2	196	37			
3	149	26			
4	105	14			
X 5	225	51			
6	100	20			
7	180	25			
AVCB	234	74			
TOTAL					
HARRISON TOWNSHIP					
X 1	83	72			
X 2	50	28			
X 3	78	37			
X 4	60	72			
X 5	98	60			
X 6	90	79			
X 7	142	80			
8	29	88			
9	91	90			
10	63	41			
11	118	78			
TOTAL					
LENOX TOWNSHIP					
1	89	21			
2	167	19			
AVCB	49	05			
TOTAL					
SUB-TOTAL SECTION 8 (A) Continued on Section 8 (B)					

STATEMENT OF VOTES, GENERAL PRIMARY ELECTION, TUESDAY, AUGUST 2, 1988

NAMES OF TOWNSHIPS AND ELECTION DISTRICTS	Representative in State Legislature										TISCH IND. CITIZENS
	DEMOCRATIC PARTY					REPUBLICAN PARTY					
					TOTALS					TOTALS	TOTALS
MACOMB DISTRICT 75 SECTION 8 (A)	50										
ARMADA TOWNSHIP											
1											
2											
TOTAL											
BRUCE TOWNSHIP											
1											
2											
3											
AVCB											
TOTAL											
CHESTERFIELD TOWNSHIP											
1											
2											
3											
4											
5											
6											
7											
AVCB											
TOTAL											
HARRISON TOWNSHIP											
1											
2											
3											
4											
5											
6											
7											
8											
9											
10											
11											
TOTAL											
LENOX TOWNSHIP											
1											
2											
AVCB											
TOTAL											
SUB-TOTAL SECTION 8 (A)											
Continued on Section 8 (B)											

STATEMENT OF VOTES, GENERAL PRIMARY ELECTION, TUESDAY, AUGUST 2, 1988

NAMES OF TOWNSHIPS AND ELECTION DISTRICTS	Representative in Congress						TISCH IND. CITIZENS
	DEMOCRATIC PARTY			REPUBLICAN PARTY			
			TOTALS			TOTALS	TOTALS
MACOMB DISTRICT 75 SECTION 8 (A)		50					
ARMADA TOWNSHIP							
1							
2							
TOTAL							
BRUCE TOWNSHIP							
1							
2							
3							
AVCB							
TOTAL							
CHESTERFIELD TOWNSHIP							
1							
2							
3							
4							
5							
6							
7							
AVCB							
TOTAL							
HARRISON TOWNSHIP							
1							
2							
3							
4							
5							
6							
7							
8							
9							
10							
11							
TOTAL							
LENOX TOWNSHIP							
1							
2							
AVCB							
TOTAL							
SUB-TOTAL SECTION 8 (A)							
Continued on Section 8 (B)							

STATEMENT OF VOTES, GENERAL PRIMARY ELECTION, TUESDAY, AUGUST 2, 1988

NAMES OF TOWNSHIPS AND ELECTION DISTRICTS	Prosecuting Attorney				T O T A L S	T O T A L S
	DEMOCRATIC PARTY		REPUBLICAN PARTY			
MACOMB DISTRICT 75 SECTION 8 (A) 50	<i>Marlinga</i>		<i>Kimber</i>			
ARMADA TOWNSHIP						
1		35		32		
2		16		16		
TOTAL						
BRUCE TOWNSHIP						
1		31		61		
2		46		76		
3		22		26		
AVCB		47		75		
TOTAL						
CHESTERFIELD TOWNSHIP						
1		304		41		
2		197		34		
3		137		29		
4		116		14		
X 5		211		56		
6		98		20		
7		169		25		
AVCB		220		70		
TOTAL						
HARRISON TOWNSHIP						
X 1		90		70		
X 2		41		28		
X 3		76		35		
X 4		60		57		
X 5		92		58		
X 6		90		66		
7		132		73		
8		26		05		
9		88		83		
10		59		37		
11		112		78		
TOTAL						
LENOX TOWNSHIP						
1		88		20		
2		177		20		
AVCB		47		04		
TOTAL						
SUB-TOTAL SECTION 8 (A) Continued on Section 8 (B)						

STATEMENT OF VOTES, GENERAL PRIMARY ELECTION, TUESDAY, AUGUST 2, 1988

NAMES OF TOWNSHIPS AND ELECTION DISTRICTS	Sheriff			T O T A L S	T O T A L S	T O T A L S
	DEMOCRATIC PARTY	REPUBLICAN PARTY	TISCH IND. CITIZENS			
MACOMB DISTRICT 75 SECTION 8 (A) 50	Hacker					
ARMADA TOWNSHIP						
1			39			
2			14			
TOTAL						
BRUCE TOWNSHIP						
1			37			
2			45			
3			21			
AVCB			42			
TOTAL						
CHESTERFIELD TOWNSHIP						
1			306			
2			204			
3			152			
4			125			
X 5			214			
6			109			
7			183			
AVCB			221			
TOTAL						
HARRISON TOWNSHIP						
X 1			88			
X 2			39			
X 3			79			
X 4			64			
X 5			101			
X 6			91			
X 7			143			
8			29			
9			95			
10			62			
11			116			
TOTAL						
LENOX TOWNSHIP						
1			88			
2			201			
AVCB			49			
TOTAL						
SUB-TOTAL SECTION 8 (A)						
Continued on Section 8 (B)						

STATEMENT OF VOTES, GENERAL PRIMARY ELECTION, TUESDAY, AUGUST 2, 1988

NAMES OF TOWNSHIPS AND ELECTION DISTRICTS	County Clerk			T O T A L S	T O T A L S	T O T A L S
	DEMOCRATIC PARTY	REPUBLICAN PARTY	T O T A L S			
MACOMB 50 DISTRICT 75 SECTION 8 (A)						
ARMADA TOWNSHIP						
1				41		
2				15		
TOTAL						
BRUCE TOWNSHIP						
1				36		
2				40		
3				19		
AVCB				41		
TOTAL						
CHESTERFIELD TOWNSHIP						
1				283		
2				185		
3				136		
4				113		
X 5				195		
6				95		
7				170		
AVCB				216		
TOTAL						
HARRISON TOWNSHIP						
X 1				87		
X 2				41		
X 3				78		
X 4				58		
X 5				98		
X 6				85		
X 7				127		
✓ 8				23		
9				84		
10				55		
11				116		
TOTAL						
LENOX TOWNSHIP						
1				79		
2				177		
AVCB				51		
TOTAL						
SUB-TOTAL SECTION 8 (A) Continued on Section 8 (B)						

STATEMENT OF VOTES, GENERAL PRIMARY ELECTION, TUESDAY, AUGUST 2, 1988

NAMES OF TOWNSHIPS AND ELECTION DISTRICTS		County Treasurer							
		DEMOCRATIC PARTY			REPUBLICAN PARTY			TISCH IND. CITIZENS	
MACOMB DISTRICT 75 SECTION 8 (A) 50		De Santis	Nowakowski	Tiseo	TOTALS	Brillhart	Gierak	TOTALS	TOTALS
ARMADA TOWNSHIP									
1	/	06	31	00		15	18		
2	/	04	10	01		07	12		
TOTAL									
BRUCE TOWNSHIP									
1	/	09	24	06		26	39		
2	/	16	17	05		46	35		
3	/	02	14	02		12	16		
AVCB	/	09	28	03		48	25		
TOTAL									
CHESTERFIELD TOWNSHIP									
1	/	94	182	16		15	30		
2	/	39	164	11		24	11		
3	/	30	97	18		19	10		
4	/	31	80	05		12	06		
5	X	47	140	11		20	38		
6	/	17	83	09		10	10		
7	/	24	125	13		10	22		
AVCB	/	65	146	11		30	38		
TOTAL									
HARRISON TOWNSHIP									
X 1		25	46	09		30	32		
X 2		14	24	04		14	12		
X 3		20	47	01		16	19		
X 4		16	37	04		29	26		
X 5		17	70	09		35	28		
X 6		20	60	04		48	26		
X 7		29	84	09		40	37		
8		09	16	00		06	02		
9		23	50	03		32	54		
10		08	40	02		27	11		
11		36	67	06		31	34		
TOTAL									
LENOX TOWNSHIP									
1	/	23	68	06		15	07		
2	/	16	161	07		09	16		
AVCB	/	16	43	01		01	03		
TOTAL									
SUB-TOTAL SECTION 8 (A)									
Continued on Section 8 (B)									

STATEMENT OF VOTES, GENERAL PRIMARY ELECTION, TUESDAY, AUGUST 2, 1988

NAMES OF TOWNSHIPS AND ELECTION DISTRICTS	Register of Deeds										TISCH IND. CITIZENS	
	DEMOCRATIC PARTY					REPUBLICAN PARTY						
					TOTALS					TOTALS		TOTALS
MACOMB 50 DISTRICT 75 SECTION 8 (A)												
ARMADA TOWNSHIP												
1												
2												
TOTAL												
BRUCE TOWNSHIP												
1												
2												
3												
AVCB												
TOTAL												
CHESTERFIELD TOWNSHIP												
1												
2												
3												
4												
5												
6												
7												
AVCB												
TOTAL												
HARRISON TOWNSHIP												
1												
2												
3												
4												
5												
6												
7												
8												
9												
10												
11												
TOTAL												
LENOX TOWNSHIP												
1												
2												
AVCB												
TOTAL												
SUB-TOTAL SECTION 8 (A) Continued on Section 8 (B)												

STATEMENT OF VOTES, GENERAL PRIMARY ELECTION, TUESDAY, AUGUST 2, 1988

NAMES OF TOWNSHIPS AND ELECTION DISTRICTS		Drain Commissioner		
		DEMOCRATIC PARTY	REPUBLICAN PARTY	TISCH IND. CITIZENS
		TOTALS	TOTALS	TOTALS
MACOMB DISTRICT 75 SECTION 8 (A)				
		Welsh		
ARMADA TOWNSHIP				
1	—	29		
2	—	12		
TOTAL				
BRUCE TOWNSHIP				
1	—	27		
2	—	35		
3	—	20		
AVCB	—	42		
TOTAL				
CHESTERFIELD TOWNSHIP				
1	—	244		
2	—	154		
3	—	115		
4	—	80		
5	X	160		
6	—	80		
7	—	151		
AVCB	—	199		
TOTAL				
HARRISON TOWNSHIP				
X 1		82		
X 2		39		
X 3		63		
X 4		52		
X 5		91		
X 6		73		
X 7		118		
8		24		
9		75		
10		48		
11		105		
TOTAL				
LENOX TOWNSHIP				
1	—	49		
2	—	135		
AVCB	—	40		
TOTAL				
SUB-TOTAL SECTION 8 (A)				
Continued on Section 8 (B)				

STATEMENT OF VOTES, GENERAL PRIMARY ELECTION, TUESDAY, AUGUST 2, 1988

NAMES OF TOWNSHIPS AND ELECTION DISTRICTS	NON-PARTISAN					T O T A L S	NON-PARTISAN					T O T A L S
MACOMB DISTRICT 75 SECTION 8 (A) 50												
ARMADA TOWNSHIP												
1												
2												
TOTAL												
BRUCE TOWNSHIP												
1												
2												
3												
AVCB												
TOTAL												
CHESTERFIELD TOWNSHIP												
1												
2												
3												
4												
5												
6												
7												
AVCB												
TOTAL												
HARRISON TOWNSHIP												
1												
2												
3												
4												
5												
6												
7												
8												
9												
10												
11												
TOTAL												
LENOX TOWNSHIP												
1												
2												
AVCB												
TOTAL												
SUB-TOTAL SECTION 8 (A)												
Continued on Section 8 (B)												
1												
2												
3												
4												
5												
6												
7												
8												
9												
10												
11												
TOTAL												

STATEMENT OF VOTES, GENERAL PRIMARY ELECTION, TUESDAY, AUGUST 2, 1988

NAMES OF TOWNSHIPS AND ELECTION DISTRICTS	Judges of the Court of Appeals		T O T A L S
	ELLEN E. MASON	DAVID M. SEROTKIN	
MACOMB DISTRICT 75 SECTION 8 (A) 50			
ARMADA TOWNSHIP			
1	09	37	
2	05	18	
TOTAL			
BRUCE TOWNSHIP			
1	10	36	
2	13	43	
3	04	15	
AVCB	11	44	
TOTAL			
CHESTERFIELD TOWNSHIP			
1	01	48	
2	04	33	
3	02	18	
4	02	13	
X 5	20	14	
6	12	19	
7	07	42	
AVCB	20	85	
TOTAL			
HARRISON TOWNSHIP			
X 1	07	39	
X 2	05	21	
X 3	04	35	
✓ 4	06	36	
X 5	05	45	
X 6	06	33	
X 7	07	62	
✓ 8	01	12	
X 9	07	68	
X 10	04	34	
X 11	03	44	
TOTAL			
LENOX TOWNSHIP			
1	03	71	
2	02	18	
AVCB	00	26	
TOTAL			
SUB-TOTAL SECTION 8 (A) Continued on Section 8 (B)			

STATEMENT OF VOTES, GENERAL PRIMARY ELECTION, TUESDAY, AUGUST 2, 1988

NAMES OF TOWNSHIPS AND ELECTION DISTRICTS	POLL BOOK	UNITED STATES SENATOR				TISCH IND. CITIZENS	
		DEMOCRATIC PARTY		REPUBLICAN PARTY		TOTALS	TOTALS
		DONALD W. RIEGLE, JR.	TOTALS	JIM DUNN	ROBERT J. HUBER		
MACOMB DISTRICT 75 SECTION 8 (B) 50							
RAY TOWNSHIP							
1	✓ 196	31		40	37		
2	✓ 191	46		45	52		
AVCB	✓ 47	04		10	20		
TOTAL							
RICHMOND TOWNSHIP		110	31		32	16	
CITY OF MEMPHIS	✓ 62	21		02	07		
CITY OF MOUNT CLEMENS							
1	✓ 152	71		02	03		
2	✓ 271	132		48	22		
3	✓ 149	56		13	11		
4	✓ 189	64		20	14		
5	✓ 107	55		06	05		
6	✓ 153	65		13	05		
8	✓ 100	36		09	12		
9	✓ 254	118		33	19		
10	✓ 135	34		22	18		
AVCB	✓ 248	150		35	28		
TOTAL							
CITY OF NEW BALTIMORE							
1	✓ 126	74		08	11		
2	✓ 213	116		17	17		
3	✓ 203	106		11	13		
4	✓ 103	51		05	04		
AVCB	✓ 141	75		10	13		
TOTAL							
CITY OF RICHMOND							
1	✓ 116	43		21	21		
2	✓ 73	35		17	10		
TOTAL							
SUB-TOTAL SECTION 8 (B)							
SUB-TOTAL SECTION 8 (A)							
SECTION 8 (A)							
TOTAL SECTION 8							

STATEMENT OF VOTES, GENERAL PRIMARY ELECTION, TUESDAY, AUGUST 2, 1988

NAMES OF TOWNSHIPS AND ELECTION DISTRICTS	Prosecuting Attorney		T O T A L S	T O T A L S	T O T A L S
	DEMOCRATIC PARTY	REPUBLICAN PARTY			
MACOMB DISTRICT 75 SECTION 8 (B) 50	Marlinga			Kimber	
RAY TOWNSHIP					
1	✓ 31			50	
2	✓ 37			62	
AVCB	✓ 01			28	
TOTAL					
RICHMOND TOWNSHIP	25			30	
CITY OF MEMPHIS	✓ 20			06	
CITY OF MOUNT CLEMENS					
1	✓ 62			04	
2	✓ 139			46	
3	✓ 65			23	
4	✓ 69			25	
5	✓ 47			09	
6	✓ 63			13	
8	✓ 35			18	
9	✓ 125			40	
10	✓ 41			26	
AVCB	✓ 157			50	
TOTAL					
CITY OF NEW BALTIMORE					
1	✓ 59			16	
2	✓ 105			21	
3	✓ 114			19	
4	✓ 56			07	
AVCB	✓ 96			19	
TOTAL					
CITY OF RICHMOND					
1	✓ 39			21	
2	✓ 28			19	
TOTAL					
SUB-TOTAL SECTION 8 (B)					
SUB-TOTAL SECTION 8 (A)					
SECTION 8 (A)					
TOTAL SECTION 8					

STATEMENT OF VOTES, GENERAL PRIMARY ELECTION, TUESDAY, AUGUST 2, 1988

NAMES OF TOWNSHIPS AND ELECTION DISTRICTS	County Clerk <i>Reg of Deeds</i>		T O T A L S	T O T A L S	T O T A L S
	DEMOCRATIC PARTY	REPUBLICAN PARTY			
MACOMB DISTRICT 75 SECTION 8 (B) 50	<i>Miller</i>			<i>Scattered</i>	
RAY TOWNSHIP					
1	✓ 30				
2	✓ 35				
AVCB	✓ 04				
TOTAL					
RICHMOND TOWNSHIP	20				
CITY OF MEMPHIS	✓ 20				
CITY OF MOUNT CLEMENS					
1	✓ 57				
2	✓ 128				
3	✓ 57				
4	✓ 61				
5	✓ 44				
6	✓ 62				
8	✓ 37				
9	✓ 116				
10	✓ 41				
AVCB	✓ 151				
TOTAL					
CITY OF NEW BALTIMORE					
1	✓ 58				
2	✓ 88				
3	✓ 107				
4	✓ 49				
AVCB	✓ 90			01	
TOTAL					
CITY OF RICHMOND					
1	✓ 38				
2	✓ 27				
TOTAL					
SUB-TOTAL SECTION 8 (B)					
SUB-TOTAL SECTION 8 (A)					
SECTION 8 (A)					
TOTAL SECTION 8					

STATEMENT OF VOTES, GENERAL PRIMARY ELECTION, TUESDAY, AUGUST 2, 1988

NAMES OF TOWNSHIPS AND ELECTION DISTRICTS	Drain Commissioner				TISCH IND. CITIZENS	
	DEMOCRATIC PARTY		REPUBLICAN PARTY			
			TOTALS		TOTALS	TOTALS
MACOMB DISTRICT 75 SECTION 8 (B) 50	✓	Welsh		Scattered		
RAY TOWNSHIP						
1	✓	24				
2	✓	35				
AVCB	✓	04				
TOTAL						
RICHMOND TOWNSHIP		17				
CITY OF MEMPHIS	✓	16				
CITY OF MOUNT CLEMENS						
1	✓	48				
2	✓	100				
3	✓	54				
4	✓	47				
5	✓	34				
6	✓	45				
8	✓	28				
9	✓	96				
10	✓	30				
AVCB	✓	132				
TOTAL						
CITY OF NEW BALTIMORE						
1	✓	42				
2	✓	67				
3	✓	90				
4	✓	35				
AVCB	✓	73		01		
TOTAL						
CITY OF RICHMOND						
1	✓	30				
2	✓	18				
TOTAL						
SUB-TOTAL SECTION 8 (B)						
SUB-TOTAL SECTION 8 (A)						
SECTION 8 (A)						
TOTAL SECTION 8						

CERTIFICATE OF DETERMINATION

On the Proposition _____

that _____ received the largest number of votes and it is declared that said Proposition _____
Yes or No Did or Did Not
carry in this County.

On the Proposition _____

that _____ received the largest number of votes and it is declared that said Proposition _____
Yes or No Did or Did Not
carry in this County.


On the Proposition _____

that _____ received the largest number of votes and it is declared that said Proposition _____
Yes or No Did or Did Not
carry in this County.

In Witness Whereof, We have hereunto set our hands and affixed the

Seal of the Circuit Court for the County of _____

on August _____, 1988.



Noel Johnston
Barbara A. Sosnanski
Betty Brodacki
Vincent Ludobla

BOARD OF
COUNTY
CANVASSERS

ATTEST:

Edna Miller
Clerk of Board of County Canvassers

Noel Johnston
Chairperson of Board of County Canvassers


STATE OF MICHIGAN, }
COUNTY OF _____ } ss

We Do Hereby Certify, That the foregoing is a correct statement of the votes given in this County for the offices named in such statement and for the persons designated therein, and other matters submitted, at the General Primary Election, held on August 2, 1988.

In Witness Whereof, We have hereunto set our hands and affixed the

Seal of the Circuit Court for the County of _____

on August _____, 1988.



Noel Johnston
Barbara A. Sosnanski
Betty Brodacki

BOARD OF
COUNTY
CANVASSERS

ATTEST:

Edna Miller
Clerk of Board of County Canvassers


STATE OF MICHIGAN, }
COUNTY OF _____ } ss

We Hereby Certify, That the foregoing is a correct ranscript of the statement of the Board of County Canvassers of the County of _____ of the votes given in such County for the offices named in said statement and for the persons designated therein, and other matters submitted, at the General Primary Election, held on August 2, 1988, so far as it relates to the votes cast for said office, as appears from the original statement on file in the office of the County Clerk.

In Witness Whereof, We have hereunto set our hands and affixed the

Seal of the Circuit Court for the County of _____

on August _____, 1988.



Edna Miller COUNTY CLERK.
Noel Johnston
CHAIRPERSON OF THE BOARD OF COUNTY CANVASSERS

STATEMENT OF VOTES, GENERAL PRIMARY ELECTION, TUESDAY, AUGUST 2, 1988

The whole number of votes given for the office of			
was			
and they were given for the following named persons			
received			votes
received			votes
received			votes
received			votes
received			votes
received			votes
received			votes
received			votes
received			votes
received			votes
TOTAL			votes

The whole number of votes given for the office of			
was			
and they were given for the following named persons			
received			votes
received			votes
received			votes
received			votes
received			votes
received			votes
received			votes
received			votes
received			votes
received			votes
received			votes
TOTAL			votes

The whole number of votes given for the office of			
was			
and they were given for the following named persons			
received			votes
received			votes
received			votes
received			votes
received			votes
received			votes
received			votes
received			votes
received			votes
received			votes
received			votes
TOTAL			votes

The whole number of votes given for the office of			
was			
and they were given for the following named persons:			
received			votes
received			votes
received			votes
received			votes
received			votes
received			votes
received			votes
received			votes
received			votes
received			votes
TOTAL			votes

CERTIFICATE OF DETERMINATION

NON-PARTISAN CANDIDATES

That _____
_____ are nominated as candidates for the office of Judge of the _____ Court _____ District

That _____
_____ are nominated as candidates for the office of Judge of the _____ Court _____ District

That _____
_____ are nominated as candidates for the office of Judge of the _____ Court _____ District

That _____ having received the largest number of votes is nominated candidate for the office of _____

That _____ having received the largest number of votes is nominated candidate for the office of _____

That _____ having received the largest number of votes is nominated candidate for the office of _____

That _____ having received the largest number of votes is nominated candidate for the office of _____


That _____ having received the largest number of votes is nominated candidate for the office of _____

That _____ having received the largest number of votes is nominated candidate for the office of _____

That _____ having received the largest number of votes is nominated candidate for the office of _____

That _____ having received the largest number of votes is nominated candidate for the office of _____

In Witness Whereof, We have hereunto set our hands and affixed the Seal of the Circuit Court for the County of _____ this _____ day of August, in the year one thousand nine hundred eighty eight.



Noel Johnston Chairperson
Barbara A. Sosnowski
Betty Brodecki
Vivient Ludobke } BOARD OF COUNTY CANVASSERS

ATTEST:
Edna [Signature]
Clerk of Board of County Canvassers

Noel Johnston
Chairperson of Board of County Canvassers

STATEMENT OF VOTES, GENERAL PRIMARY ELECTION, TUESDAY, AUGUST 2, 1988

NAMES OF TOWNSHIPS AND ELECTION DISTRICTS	County Commissioner 1st Dist.							TISCH IND. CITIZENS
	DEMOCRATIC PARTY				REPUBLICAN PARTY			
	ROBERT G. BROWN	DAWN MARIE GRUENBURG	RAYMOND D. MYSLAKOWSKI	TOTALS	JOHN HORTON	TOTALS	TOTALS	
1st DISTRICT								
CITY OF WARREN								
1 ✓	01	29	01		03			
2 ✓	05	26	01		06			
3 ✓	05	55	10		08			
4 ✓	03	32	09		09			
5 ✓	01	49	07		07			
6 ✓	05	38	04		07			
7 ✓	03	17	04		07			
8 ✓	02	25	11		08			
9 ✓	00	16	03		03			
10 ✓	04	37	04		08			
11 ✓	04	30	16		17			
12 ✓	01	46	19		08			
13 ✓	03	27	05		06			
13 A ✓	02	10	01		04			
14 ✓	07	17	03		12			
39 ✓	03	20	06		11			
40 ✓	03	20	05		04			
40 A ✓	03	16	08		03			
41 ✓	06	37	06		10			
42 ✓	00	23	08		08			
69 ✓	01	28	09		27			
69 A ✓	02	23	04		05			
AVCB 1 ✓	33	390	103		115			
TOTAL								

STATEMENT OF VOTES, GENERAL PRIMARY ELECTION, TUESDAY, AUGUST 2, 1988

NAMES OF TOWNSHIPS AND ELECTION DISTRICTS	County Commissioner 4th Dist.									
	DEMOCRATIC PARTY				REPUBLICAN PARTY				TISCH IND. CITIZENS	
	DONALD GURCZYNSKI	MIKE J. WALSH	RICHARD WISNIEWSKI	TOTALS	WILLIAM I. SEARS	TOTALS	TOTALS			
4th DISTRICT										
CITY OF WARREN										
68 ✓	31	08	02		10					
68 A ✓	17	22	03		09					
70 ✓	20	20	00		12					
71 ✓	20	21	04		17					
72 ✓	28	15	02		13					
72 A ✓	03	17	00		11					
73 ✓	18	26	03		21					
74 ✓	28	22	01		23					
75 ✓	19	11	05		15					
82 ✓	08	24	01		05					
82 A ✓	13	20	00		07					
83 ✓	16	21	04		18					
84 ✓	15	17	01		17					
85 ✓	10	10	03		13					
85 A ✓	24	25	04		10					
86 ✓	23	16	02		13					
87 ✓	22	22	04		17					
101 ✓	24	26	04		21					
102 ✓	30	30	04		24					
103 ✓	07	03	00		02					
103 A ✓	16	12	02		02					
104 ✓	19	13	02		17					
105 ✓	21	20	00		16					
AVCB 5 ✓	210	232	71		200					
AVCB 13 ✓	12	12	02		12					
TOTAL										

STATEMENT OF VOTES, GENERAL PRIMARY ELECTION, TUESDAY, AUGUST 2, 1988

NAMES OF TOWNSHIPS AND ELECTION DISTRICTS	County Commissioner <u>5th</u> Dist.									
	DEMOCRATIC PARTY				REPUBLICAN PARTY				TISCH IND. CITIZENS	
	SAM J. PETITTO	MICHAEL SERVITTO	FRANCIS A. YOUNG	TOTALS				TOTALS	TOTALS	
5th DISTRICT										
CITY OF WARREN										
44	05	02	0							
45	77	06	07							
46	29	01	04							
46 A	31	04	10							
48	36	13	05							
48 A	14	05	03							
56	25	05	06							
57	05	01	02							
58	35	01	03							
59	28	05	01							
63	32	04	08							
64	42	01	05							
65	28	03	07							
75 A	08	02	03							
76	68	10	11							
76 A	02	01	01							
77	40	05	01							
78	89	08	01							
79	49	04	04							
80	30	01	09							
80 A	27	04	06							
81	40	04	09							
88	42	02	10							
89	09	01	01							
90	39	05	07							
91	23	02	02							
AVCB 6	797	100	145							
E AVCB 9	11	06	08							
AVCB 10	43	05	23							
AVCB 17	09	09	00							
TOTAL										

STATEMENT OF VOTES, GENERAL PRIMARY ELECTION, TUESDAY, AUGUST 2, 1988

NAMES OF TOWNSHIPS AND ELECTION DISTRICTS	County Commissioner 7th Dist.						TISCH IND. CITIZENS
	DEMOCRATIC PARTY			REPUBLICAN PARTY			
	J. J. BUCCELLATO	SHIRLEY A. PRELLWITZ	TOTALS	DON SCHINZING	MICHAEL J. WIECEK	MARY MARCINAK	
7th DISTRICT							
CITY OF WARREN							
107	13	11		08	31		
AVCB 14	20	06		02	15		
TOTAL							
CITY OF STERLING HEIGHTS							
4	42	17		06	08	04	
5	38	44		06	14	03	
6	38	60		10	11		
7	36	60		17	11	02	
8	168	49		15	34	03	
9	64	26		13	45	07	
10	61	19		12	09		
18	57	18		08	13		
19	70	28		09	08		
20	104	30		29	24		
21	46	25		09	19		
22	61	26		11	23		
23	77	38		13	40		
29	68	29		08	25	01	
31	110	45		16	15		
TOTAL							
TOTAL							

STATEMENT OF VOTES, GENERAL PRIMARY ELECTION, TUESDAY, AUGUST 2, 1988

NAMES OF TOWNSHIPS AND ELECTION DISTRICTS	County Commissioner 8th Dist.				TISCH IND. CITIZENS	
	DEMOCRATIC PARTY		REPUBLICAN PARTY			
	DIANA J. KOLAKOWSKI	TOTALS	ELAINE ARNOLD	TOTALS	TOTALS	TOTALS
8th DISTRICT						
CITY OF WARREN						
99	12		04			
100	42		22			
AVCB 15	✓ 16		10			
AVCB 16	✓ 44		16			
CITY OF STERLING HEIGHTS						
1	✓ 98		29			
2	✓ 28		09			
3	✓ 53		23			
11	✓ 53		14			
12	✓ 44		11			
13	✓ 45		30			
14	✓ 35		18			
15	✓ 32		18			
16	✓ 29		16			
17	✓ 80		52			
24	✓ 81		37			
25	✓ 98		40			
26	✓ 81		38			
35	✓ 49		21			
TOTAL						

STATEMENT OF VOTES, GENERAL PRIMARY ELECTION, TUESDAY, AUGUST 2, 1988

NAMES OF TOWNSHIPS AND ELECTION DISTRICTS	County Commissioner 10th Dist.										TISCH IND. CITIZENS	
	DEMOCRATIC PARTY					REPUBLICAN PARTY						
	ANNE LILLA				TOTALS	PHILIS DeSAELE				TOTALS		TOTALS
10th DISTRICT												
CITY OF STERLING HEIGHTS												
27	✓	64				22						
28	✓	72				35						
36	✓	109				34						
37	✓	31				32						
38	✓	63				19						
39	✓	61				13						
45	✓	44				15						
46	✓	57				17						
47	✓	68				12						
48	✓	88				35						
49	✓	149				29						
56 -		44				35						
57 -		11				09						
58 -		49				41						
60	✓	49				28						
TOTAL												
CITY OF UTICA												
1 B		01				00						
AVCB		01				00						
TOTAL UTICA												
TOTAL												

STATEMENT OF VOTES, GENERAL PRIMARY ELECTION, TUESDAY, AUGUST 2, 1988

NAMES OF TOWNSHIPS AND ELECTION DISTRICTS	County Commissioner 14th Dist.				T O T A L S	Scattered	T O T A L S	TISCH IND. CITIZENS			
	DEMOCRATIC PARTY							REPUBLICAN PARTY		T O T A L S	
	JOSEPHINE CHAFFEE	EARL HARTMAN	JOHN C. HERTEL	JOHN M. PILAROWSKI							
14th DISTRICT											
Chesterfield Township											
1	77	20	183	119							
2	50	22	137	68							
3 A	32	17	60	64							
4 B	30	07	36	63							
5 X	66	22	105	74							
6	36	04	39	49							
7	45	18	120	40							
AVCB	52	16	101	78							
Lenox Township											
1	25	15	53	38							
2	168	08	69	53							
AVCB	26	04	17	19							
Macomb Township											
2 X	01	01	01	05							
AVCB	00	00	00	01							
CITY OF NEW BALTIMORE											
1	76	03	21	49							
2	24	05	30	109							
3	37	10	42	63							
4	16	03	20	46							
AVCB	08	02	38	63	03						
TOTAL											
TOTAL											

STATEMENT OF VOTES, GENERAL PRIMARY ELECTION, TUESDAY, AUGUST 2, 1988

NAMES OF TOWNSHIPS AND ELECTION DISTRICTS		County Commissioner 16th Dist.									
		DEMOCRATIC PARTY				REPUBLICAN PARTY				TISCH IND. CITIZENS	
		JOHN CLAUDE BOWMAN	JACKLYN ELLIS	DENIS R. LEDUC	TOTALS					TOTALS	TOTALS
16th DISTRICT											
Clinton Township											
2	✓	17	25	64							
8	✓	10	18	123							
14	✓	16	23	53							
15		28	39	139							
21	✓	28	29	124							
27	✓	17	14	35							
29		08	11	26							
TOTAL											
CITY OF MT. CLEMENS											
1	✓	04	27	50							
2	✓	06	78	97							
3	✓	08	15	48							
4	✓	01	24	54							
5	✓	05	13	49							
6	✓	01	20	60							
8	✓	06	06	28							
9	✓	06	35	111							
10	✓	01	08	45							
AVCB	✓	05	45	122							
TOTAL											
TOTAL											

STATEMENT OF VOTES, GENERAL PRIMARY ELECTION, TUESDAY, AUGUST 2, 1988

NAMES OF TOWNSHIPS AND ELECTION DISTRICTS	County Commissioner 17th Dist.								TISCH IND. CITIZENS	
	DEMOCRATIC PARTY				REPUBLICAN PARTY				T O T A L S	T O T A L S
	ANTHONY V. MARROCCO			T O T A L S	NICHOLYN A. BRANDENBURG	HOWARD DEKKERS				
17th DISTRICT										
Clinton Township										
1	✓	177				56	53			
4	✓	56				07	07			
10	✓	86				40	18			
19	✓	107				44	29			
26	✓	125		01		48	35			
33	✓	146				22	14			
36	✓	81				19	18			
37	✓	113				29	20			
38	✓	160				52	26			
39	✓	70				10	14			
X + 40		24				10	06			
41	✓	96				10	08			
42	✓	10				03	01			
X * 40A		35				12	03			
TOTAL										
Macomb Township										
28		10				06	03			
3		00				02	01			
4		64				38	21			
5		73				51	29			
6		35				15	25			
7		44				78	26			
TOTAL		83				56	37			
TOTAL										

STATEMENT OF VOTES, GENERAL PRIMARY ELECTION, TUESDAY, AUGUST 2, 1988

NAMES OF TOWNSHIPS AND ELECTION DISTRICTS		County Commissioner 18th Dist.									
		DEMOCRATIC PARTY				REPUBLICAN PARTY		TISCH IND. CITIZENS			
		BILL BALLOR	EUGENE F. GROESBECK	P. SANDRA MANIACI	WILLIAM J. SOWERBY	TOTALS	Frances Woytalowicz	Scattered	TOTALS	TOTALS	
18th DISTRICT											
Clinton Township											
3	✓	26	15	70	99		3				
5	✓	12	05	34	71						
6	✓	54	07	67	71			1			
7	✓	41	04	71	106						
9	✓	28	18	54	65						
11	✓	14	11	36	44						
* 12	✓	05	06	27	40						
13	✓	15	06	41	78						
17	✓	24	04	56	44						
20	✓	14	12	53	55						
28	✓	06	06	13	09						
30		25	04	56	84						
31		08	01	28	28						
34		09	04	17	17						
* 12 A		12	02	10	21						
TOTAL											

STATEMENT OF VOTES, GENERAL PRIMARY ELECTION, TUESDAY, AUGUST 2, 1988

NAMES OF TOWNSHIPS AND ELECTION DISTRICTS	County Commissioner 19th Dist.									
	DEMOCRATIC PARTY					REPUBLICAN PARTY			TISCH IND. CITIZENS	
	JUANITA HAMMOND	GEORGE F. KILLEN	JOSEPH R. KOSMALA	LEO SADOWSKI	TOTALS	ROSALIE A. KRANTZ	JAMES J. POMPO	Scattered	TOTALS	TOTALS
19th DISTRICT										
Clinton Township										
16	07	36	35	17		12	20			
18	06	91	51	51		21	24			
23	11	172	83	58		39	30			
24	09	60	30	50		24	31			
25	22	168	66	52		23	19			
32	03	22	09	12		14	28			
35	07	62	76	37		26	20			
43	02	28	36	15		09	12			
TOTAL										
CITY OF FRASER										
1	15	42	18	30		11	30			
2	08	32	27	63		13	45			
3	07	25	41	61		19	25			
4	03	37	14	34		07	28			
5	09	66	42	78		17	38	01		
6	04	53	26	68		18	37			
7										
TOTAL										
CITY OF ROSEVILLE										
23 A	04	04	04	02		02	00			
TOTAL										

STATEMENT OF VOTES, GENERAL PRIMARY ELECTION, TUESDAY, AUGUST 2, 1988

		County Commissioner 22nd Dist.											
		DEMOCRATIC PARTY					REPUBLICAN PARTY					TISCH IND. CITIZENS	
NAMES OF TOWNSHIPS AND ELECTION DISTRICTS		DONALD G. TARNOWSKI	Scattered			TOTALS					TOTALS		TOTALS
			22nd DISTRICT										
CITY OF EAST DETROIT /													
1	/	64											
2	/	63											
3	/	42											
4	/	110											
5	/	74											
6	/	81											
7	/	71											
8	/	86											
9	/	76											
10	/	50											
11	/	33											
15	/	95											
AVCB - C		06											
X AVCB - E		120		01									
TOTAL													

STATEMENT OF VOTES, GENERAL PRIMARY ELECTION, TUESDAY, AUGUST 2, 1988

NAMES OF TOWNSHIPS AND ELECTION DISTRICTS	County Commissioner 23rd Dist.				T O T A L S	T O T A L S	T O T A L S		
	DEMOCRATIC PARTY		REPUBLICAN PARTY					T O T A L S	T O T A L S
	ELMER J. KUSS		STEVEN VASSALLO AKA Steven C. Vassallo						
23rd DISTRICT									
CITY OF EAST DETROIT									
10	06		01						
12	✓ 75		46						
13	✓ 44		06						
14	✓ 63		29						
18	54		13						
AVCB - B	20		09						
AVCB - C									
X AVCB-D	10		01						
TOTAL									
Lake Township									
1	✓ 02		13						
CITY OF ST. CLAIR SHORES									
1	✓ 60		74						
2	✓ 58		17						
3	✓ 27		35						
4	✓ 45		48						
5	✓ 103		17						
6	✓ 72		14						
7	12		08						
8	88		51						
- 34	- 49		87						
✓ 36	34		32						
- 37	63		28						
- 38	- 56		55						
TOTAL									
TOTAL									

