

STATEMENT OF VOTES, PRIMARY ELECTION  
 TUESDAY, AUGUST 4, 1998  
 PRECINCT BY PRECINCT REPORT

REPUBLICAN PARTY GOVERNOR

G A J E  
 A R O N  
 R T H G  
 Y I N L  
 N I E  
 A R  
 N

T  
 O  
 T  
 A  
 L  
 NAMES OF  
 CITIES AND  
 TOWNSHIPS

P T  
 O O  
 L T  
 L A  
 L  
 B  
 O  
 O  
 K

CITY OF CENTER LINE

07	95	102 * 001	309
02	46	48 * 002	200
04	49	53 * 003	234
00	40	40 * 004	161
05	52	57 * 005	242
04	96	100 * 901	482
22	378	400 TOTAL	1628

CITY OF EASTPOINTE

03	59	62 * 001	294
05	67	72 * 002	296
08	64	72 * 003	307
04	71	75 * 004	348
08	96	104 * 005	417
04	36	40 * 006	243
04	69	73 * 007	299
01	67	68 * 008	361
02	56	58 * 009	208
03	58	61 * 010	315
11	61	72 * 011	260
05	101	106 * 012	365
03	67	70 * 013	227
07	70	77 * 014	315
06	94	100 * 015A	344
00	00	00 * 015B	
11	99	110 * 016	390
02	38	40 * 017	168
87	1173	1260 TOTAL	5157

STATEMENT OF VOTES, PRIMARY ELECTION  
 TUESDAY, AUGUST 4, 1998  
 PRECINCT BY PRECINCT REPORT

DEMOCRATIC PARTY

GOVERNOR

G F L O D R  
 E I A W O O  
 O E R E U S  
 F G R N G S  
 F E Y  
 R R  
 E  
 Y

T  
 O  
 T  
 A  
 L  
 NAMES OF  
 CITIES AND  
 TOWNSHIPS

P T  
 O O  
 L T  
 L A  
 L  
 B  
 O  
 O  
 K

CITY OF CENTER LINE

72	67	49	188 * 001	309
52	57	29	138 * 002	200
81	64	33	178 * 003	234
43	44	27	114 * 004	161
86	67	27	180 * 005	242
98	143	92	333 * 901	482
432	442	257	1131	TOTAL 1628

CITY OF EASTPOINTE

89	71	60	220 * 001	294
91	70	49	210 * 002	296
102	73	46	221 * 003	307
117	94	46	257 * 004	348
116	103	67	286 * 005	417
81	59	46	186 * 006	243
77	84	41	202 * 007	299
105	94	73	272 * 008	361
52	51	36	139 * 009	208
105	82	47	234 * 010	315
81	65	33	179 * 011	260
92	73	79	244 * 012	365
53	54	33	140 * 013	227
74	78	64	216 * 014	315
61	87	67	215 * 015A	344
00	00	00	00 * 015B	
92	96	58	246 * 016	390
39	44	29	112 * 017	168
1427	1278	874	3579	TOTAL 5157

STATEMENT OF VOTES PRIMARY ELECTION  
 TUESDAY, AUGUST 4, 1998  
 PRECINCT BY PRECINCT REPORT

REPUBLICAN PARTY

GOVERNOR

G A J E  
 A R O N  
 R T H G  
 Y I N L  
 N E  
 I R  
 A  
 N

T  
 O  
 T  
 A  
 L  
 NAMES OF  
 CITIES AND  
 TOWNSHIPS

P T  
 O O  
 L T  
 L A  
 L  
 B  
 O  
 O  
 K

CITY OF FRASER

08	121	129 * 001	311
24	210	234 * 002	455
12	119	131 * 003	347
05	136	141 * 004	401
09	126	135 * 005	385
17	198	215 * 006	452
05	81	86 * 007	249
33	310	343 * 901	673
113	1301	1414	TOTAL 3273

CITY OF MEMPHIS

06	48	54 * 001	138
06	48	54	TOTAL 138

CITY OF MT. CLEMENS

02	06	08 * 001	225
07	120	127 * 002	316
15	57	72 * 003	206
06	61	67 * 004	189
04	18	22 * 005	150
03	37	40 * 006	172
04	51	55 * 008	174
11	114	125 * 009	279
03	33	36 * 010	84
17	253	270 * 901	649
72	750	822	TOTAL 2444

CITY OF NEW BALTIMORE

02	95	97 * 001	232
12	121	133 * 002	299

STATEMENT OF VOTES, PRIMARY ELECTION  
 TUESDAY, AUGUST 4, 1998  
 PRECINCT BY PRECINCT REPORT

DEMOCRATIC PARTY

GOVERNOR

G F L O D R  
 E I A W O O  
 O E R E U S  
 F G R N G S  
 F E Y  
 R R  
 E Y

T  
 O  
 T NAMES OF  
 A CITIES AND  
 L TOWNSHIPS

P T  
 O O  
 L T  
 L A  
 L  
 B  
 O  
 O  
 K

CITY OF FRASER

45	31	29	105 * 001	311
59	60	33	152 * 002	455
60	69	28	157 * 003	347
93	53	32	178 * 004	401
83	62	40	185 * 005	385
77	37	29	143 * 006	452
48	43	28	119 * 007	249
92	121	69	282 * 901	673
557	476	288	1321 TOTAL	3273

CITY OF MEMPHIS

40	11	15	66 * 001	138
40	11	15	66 TOTAL	138

CITY OF MT. CLEMENS

88	89	32	209 * 001	225
57	67	59	183 * 002	316
73	37	21	131 * 003	206
67	32	21	120 * 004	189
70	36	16	122 * 005	150
71	35	19	125 * 006	172
48	45	25	118 * 008	174
70	47	32	149 * 009	279
21	19	05	45 * 010	84
102	112	73	287 * 901	649
667	519	303	1489 TOTAL	2444

CITY OF NEW BALTIMORE

64	43	21	128 * 001	232
70	55	27	152 * 002	299



STATEMENT OF VOTES, PRIMARY ELECTION  
 TUESDAY, AUGUST 4, 1998  
 PRECINCT BY PRECINCT REPORT

REPUBLICAN PARTY

GOVERNOR

G A  
 A R  
 R T  
 Y I  
 N I  
 A N

J E  
 O N  
 H G  
 N L  
 E R

T  
 O  
 T  
 A  
 L

NAMES OF  
 CITIES AND  
 TOWNSHIPS

P T  
 O O  
 L T  
 L A  
 L  
 B  
 O  
 O  
 K

CITY OF NEW BALTIMORE

10	214	224 * 003	494
10	84	94 * 004	217
01	90	91 * 901	246
35	604	639	TOTAL 1488

CITY OF RICHMOND

09	102	111 * 001	270
06	133	139 * 002	299
15	235	250	TOTAL 569

CITY OF ROSEVILLE

04	44	48 * 001	227
04	60	64 * 002	249
06	83	89 * 003	416
06	91	97 * 004	378
12	94	106 * 005	434
02	50	52 * 007	231
09	67	76 * 008	397
05	85	90 * 009	330
04	42	46 * 010	182
04	63	67 * 011	310
07	79	86 * 012	312
04	65	69 * 013	281
03	40	43 * 014	226
07	132	139 * 015	513
15	83	98 * 016	549
04	45	49 * 017	245
09	139	148 * 018	477
03	44	47 * 019	211
06	69	75 * 020	329
09	87	96 * 022	350

STATEMENT OF VOTES, PRIMARY ELECTION  
 TUESDAY, AUGUST 4, 1998  
 PRECINCT BY PRECINCT REPORT

DEMOCRATIC PARTY

GOVERNOR

G F L O D R  
 E I A W O O  
 O E R E U S  
 F G R N G S  
 F E Y  
 R R  
 E  
 Y

T  
 O  
 T A L  
 N A M E S O F  
 C I T I E S A N D  
 T O W N S H I P S

P T  
 O O  
 L T  
 L A  
 L  
 B  
 O  
 O  
 K

---

					CITY OF ROSEVILLE	
111	84	31		226 * 023		342
1927	1746	1044		4717	TOTAL	6989

					CITY OF ST CLAIR SHORES	
126	139	77		342 * 001		865
86	102	71		259 * 002		539
106	125	69		300 * 005		549
111	147	88		346 * 006		674
69	92	57		218 * 008		379
71	59	41		171 * 009		277
167	144	85		396 * 010		759
123	148	98		369 * 012		781
107	151	73		331 * 014		665
107	139	64		310 * 016		579
130	122	72		324 * 017		610
113	103	53		269 * 018		587
53	86	36		175 * 019		296
65	76	26		167 * 021		295
129	155	80		364 * 022		732
81	76	43		200 * 024		376
91	78	63		232 * 025		443
101	85	58		244 * 026		482
152	145	96		393 * 027		778
113	141	66		320 * 029		540
58	58	44		160 * 032		319
61	56	46		163 * 035		318
91	114	68		273 * 036		542
111	93	66		270 * 041		512
87	85	51		223 * 042		398
2509	2719	1591		6819	TOTAL	13295

STATEMENT OF VOTES, PRIMARY ELECTION  
 TUESDAY, AUGUST 4, 1998  
 PRECINCT BY PRECINCT REPORT

DEMOCRATIC PARTY

GOVERNOR

G F L O D R  
 E I A W O O  
 O E R E U S  
 F G R N G S  
 F E Y  
 R R  
 E  
 Y

T  
 O  
 T NAMES OF  
 A CITIES AND  
 L TOWNSHIPS

P T  
 O O  
 L T  
 L A  
 L  
 B  
 O  
 O  
 K

CITY OF NEW BALTIMORE

105	68	62	235 * 003	494
45	24	26	95 * 004	217
41	45	31	117 * 901	246
325	235	167	727	TOTAL 1488

CITY OF RICHMOND

58	49	36	143 * 001	270
62	52	30	144 * 002	299
120	101	66	287	TOTAL 569

CITY OF ROSEVILLE

77	61	27	165 * 001	227
63	63	36	162 * 002	249
120	101	73	294 * 003	416
69	119	58	246 * 004	378
131	88	73	292 * 005	434
71	55	40	166 * 007	231
125	102	50	277 * 008	397
102	54	52	208 * 009	330
56	38	26	120 * 010	182
98	78	47	223 * 011	310
76	76	51	203 * 012	312
82	66	47	195 * 013	281
57	59	35	151 * 014	226
118	133	90	341 * 015	513
174	155	76	405 * 016	549
80	62	30	172 * 017	245
99	106	68	273 * 018	477
53	67	27	147 * 019	211
64	98	56	218 * 020	329
101	81	51	233 * 022	350

STATEMENT OF VOTES, PRIMARY ELECTION  
TUESDAY, AUGUST 4, 1998  
PRECINCT BY PRECINCT REPORT

REPUBLICAN PARTY

GOVERNOR

G A  
A R  
R T  
Y I  
N  
I  
A  
N

J E  
O N  
H G  
N L  
E  
R

T  
O  
T  
A  
L

NAMES OF  
CITIES AND  
TOWNSHIPS

P T  
O O  
L T  
L A  
L  
B  
O  
O  
K

CITY OF ROSEVILLE

08	80	88 * 023	342
131	1542	1673	TOTAL 6989

CITY OF ST CLAIR SHORES

13	437	450 * 001	865
13	192	205 * 002	539
12	143	155 * 005	549
17	227	244 * 006	674
07	114	121 * 008	379
09	66	75 * 009	277
21	224	245 * 010	759
21	293	314 * 012	781
21	246	267 * 014	665
14	197	211 * 016	579
08	198	206 * 017	610
10	219	229 * 018	587
05	77	82 * 019	296
09	93	102 * 021	295
12	267	279 * 022	732
11	119	130 * 024	376
07	144	151 * 025	443
19	164	183 * 026	482
13	255	268 * 027	778
08	143	151 * 029	540
03	129	132 * 032	319
11	111	122 * 035	318
05	214	219 * 036	542
17	157	174 * 041	512
10	128	138 * 042	398
296	4557	4853	TOTAL 13295

STATEMENT OF VOTES, PRIMARY ELECTION  
 TUESDAY, AUGUST 4, 1998  
 PRECINCT BY PRECINCT REPORT

REPUBLICAN PARTY GOVERNOR

G A J E  
 A R O N  
 R T H G  
 Y I N L  
 N I E  
 A R  
 N

T  
 O  
 T  
 A  
 L  
 NAMES OF  
 CITIES AND  
 TOWNSHIPS

P T  
 O O  
 L T  
 L A  
 L  
 B  
 O  
 O  
 K

CITY OF STERLING HGTS

10	181	191 * 001	420
21	183	204 * 002	458
16	200	216 * 003	483
17	185	202 * 004	465
21	354	375 * 005	766
18	185	203 * 006	413
07	55	62 * 007	129
07	88	95 * 008	180
17	208	225 * 009	417
13	114	127 * 010	266
09	258	267 * 011	527
08	171	179 * 012	392
13	141	154 * 013	351
13	169	182 * 014	364
08	184	192 * 015	354
12	121	133 * 016	315
26	171	197 * 017	389
14	133	147 * 018	338
16	161	177 * 019	368
30	243	273 * 020	548
15	158	173 * 021	348
13	103	116 * 022	246
14	106	120 * 023	232
17	113	130 * 024	277
11	183	194 * 025	366
16	181	197 * 026	418
12	126	138 * 027	263
24	213	237 * 028	481
16	116	132 * 029	264
17	149	166 * 030	267
20	168	188 * 031	357
12	204	216 * 032	397
17	179	196 * 033	340

STATEMENT OF VOTES, PRIMARY ELECTION  
 TUESDAY, AUGUST 4, 1998  
 PRECINCT BY PRECINCT REPORT

DEMOCRATIC PARTY

GOVERNOR

G F L O D R  
 E I A W O O  
 O E R E U S  
 F G R N U S  
 F E R N G S  
 R E Y  
 E  
 Y

T  
 O  
 T  
 A  
 L

NAMES OF  
 CITIES AND  
 TOWNSHIPS

P T  
 O O  
 L T  
 L A  
 L  
 B  
 O  
 O  
 K

CITY OF STERLING HGTS

60	83	62	205	*	001	420
85	78	62	225	*	002	458
100	80	50	230	*	003	483
82	92	56	230	*	004	465
114	104	108	326	*	005	766
73	73	35	181	*	006	413
18	30	10	58	*	007	129
34	28	14	76	*	008	180
66	60	22	148	*	009	417
35	55	31	121	*	010	266
87	92	52	231	*	011	527
76	76	40	192	*	012	392
66	75	32	173	*	013	351
58	47	36	141	*	014	364
62	66	18	146	*	015	354
59	59	37	155	*	016	315
69	62	37	168	*	017	389
56	68	32	156	*	018	338
48	76	41	165	*	019	368
102	62	42	206	*	020	548
63	52	23	138	*	021	348
50	53	17	120	*	022	246
48	33	19	100	*	023	232
54	53	27	134	*	024	277
64	55	30	149	*	025	366
64	83	56	203	*	026	418
52	32	23	107	*	027	263
92	85	38	215	*	028	481
55	36	27	118	*	029	264
37	33	24	94	*	030	267
54	57	38	149	*	031	357
62	65	23	150	*	032	397
58	40	19	117	*	033	340

STATEMENT OF VOTES, PRIMARY ELECTION  
 TUESDAY, AUGUST 4, 1998  
 PRECINCT BY PRECINCT REPORT

REPUBLICAN PARTY

GOVERNOR

G A J E  
 A R O N  
 R T H G  
 Y I N L  
 N I E  
 A R  
 N

T O T A L  
 NAMES OF  
 CITIES AND  
 TOWNSHIPS

P T  
 O O  
 L L  
 A A  
 B  
 O  
 O  
 K

CITY OF STERLING HGTS

33	215	248 * 034	511
09	93	102 * 035	256
06	57	63 * 036	185
07	135	142 * 037	249
10	128	138 * 038	277
11	98	109 * 039	245
16	246	262 * 040	526
19	186	205 * 041	365
06	74	80 * 042	192
19	183	202 * 043	422
10	56	66 * 044	144
23	193	216 * 045	390
09	117	126 * 046	277
12	107	119 * 047	275
11	164	175 * 048	311
23	231	254 * 049	454
04	115	119 * 050	222
07	137	144 * 051	277
06	46	52 * 052	84
741	8085	8826	TOTAL 17861

CITY OF UTICA

11	57	68 * 001	126
14	153	167 * 002	278
13	53	66 * 003	162
21	124	145 * 901	270
59	387	446	TOTAL 836

CITY OF WARREN

01	09	10 * 001	77
00	34	34 * 002	179

STATEMENT OF VOTES, PRIMARY ELECTION  
 TUESDAY, AUGUST 4, 1998  
 PRECINCT BY PRECINCT REPORT

DEMOCRATIC PARTY

GOVERNOR

G F L O D R  
 E I A W O O  
 O E R E U S  
 F G R N G S  
 F E Y  
 R R  
 E  
 Y

T  
 O  
 T NAMES OF  
 A CITIES AND  
 L TOWNSHIPS

P T  
 O O  
 L T  
 L A  
 L  
 B  
 O  
 O  
 K

CITY OF STERLING HGTS

91	90	44	225 * 034	511
51	40	41	132 * 035	256
53	34	18	105 * 036	185
37	38	18	93 * 037	249
40	60	26	126 * 038	277
47	39	23	109 * 039	245
104	92	37	233 * 040	526
62	52	31	145 * 041	365
43	32	18	93 * 042	192
95	68	40	203 * 043	422
32	23	07	62 * 044	144
67	52	19	138 * 045	390
53	48	27	128 * 046	277
52	50	37	139 * 047	275
48	40	22	110 * 048	311
73	65	36	174 * 049	454
34	32	23	89 * 050	222
39	54	19	112 * 051	277
08	11	12	31 * 052	84
3132	2963	1679	7774	TOTAL 17861

CITY OF UTICA

20	22	15	57 * 001	126
41	32	28	101 * 002	278
50	29	12	91 * 003	162
34	28	26	88 * 901	270
145	111	81	337	TOTAL 836

CITY OF WARREN

34	17	10	61 * 001	77
62	25	17	104 * 002	179



STATEMENT OF VOTES, PRIMARY ELECTION  
 TUESDAY, AUGUST 4, 1998  
 PRECINCT BY PRECINCT REPORT

REPUBLICAN PARTY

GOVERNOR

G A  
 A R  
 R T  
 Y I  
 N I  
 A N

J E  
 O N  
 H G  
 N L  
 E R

T  
 O  
 T  
 A  
 L

NAMES OF  
 CITIES AND  
 TOWNSHIPS

P T  
 O O  
 L T  
 L A  
 L  
 B  
 O  
 O  
 K

CITY OF WARREN

03	25	28 * 003	156
05	52	57 * 004	264
00	20	20 * 006	134
06	34	40 * 008	190
04	34	38 * 010	232
05	39	44 * 011	139
02	61	63 * 012	214
05	60	65 * 013	197
01	17	18 * 015	80
02	18	20 * 016	122
03	19	22 * 017	125
02	15	17 * 018	135
01	09	10 * 020	85
01	11	12 * 021	92
01	16	17 * 022	81
01	28	29 * 023	141
02	24	26 * 024	161
01	16	17 * 026	108
02	14	16 * 027	58
05	23	28 * 028	149
04	70	74 * 029	242
04	19	23 * 032	121
01	15	16 * 033	113
03	14	17 * 034	152
02	33	35 * 036	180
02	15	17 * 037	120
02	24	26 * 038	101
04	22	26 * 039	132
04	36	40 * 040	148
01	30	31 * 041	177
04	40	44 * 042	250
02	06	08 * 043	36
06	39	45 * 045	175

STATEMENT OF VOTES, PRIMARY ELECTION  
TUESDAY, AUGUST 4, 1998  
PRECINCT BY PRECINCT REPORT

DEMOCRATIC PARTY

GOVERNOR

G F L O D R  
E I A W O O  
O E R E U S  
F G R N G S  
F E Y  
R R  
E Y

T  
O  
T  
A  
L  
  
NAMES OF  
  
CITIES AND  
  
TOWNSHIPS

P T  
O O  
L T  
L A  
L  
B  
O  
O  
K

CITY OF WARREN

64	31	30	125 * 003	156
100	54	45	199 * 004	264
46	33	24	103 * 006	134
51	46	28	125 * 008	190
70	49	38	157 * 010	232
48	29	16	93 * 011	139
64	53	24	141 * 012	214
50	47	33	130 * 013	197
28	19	10	57 * 015	80
54	31	14	99 * 016	122
51	28	23	102 * 017	125
49	23	09	81 * 018	135
31	20	06	57 * 020	85
33	21	12	66 * 021	92
33	18	07	58 * 022	81
61	31	16	108 * 023	141
63	36	16	115 * 024	161
45	21	17	83 * 026	108
24	12	04	40 * 027	58
56	24	15	95 * 028	149
65	62	35	162 * 029	242
48	21	12	81 * 032	121
39	26	13	78 * 033	113
60	06	25	91 * 034	152
55	34	19	108 * 036	180
38	26	23	87 * 037	120
47	14	14	75 * 038	101
34	30	17	81 * 039	132
34	23	24	81 * 040	148
59	43	19	121 * 041	177
61	75	34	170 * 042	250
11	11	03	25 * 043	36
55	34	26	115 * 045	175

STATEMENT OF VOTES, PRIMARY ELECTION  
 TUESDAY, AUGUST 4, 1998  
 PRECINCT BY PRECINCT REPORT

REPUBLICAN PARTY

GOVERNOR

G A  
 A R  
 R T  
 Y I  
 N I  
 A N

J E  
 O N  
 H G  
 N L  
 E R

T  
 O  
 T  
 A  
 L

NAMES OF  
 CITIES AND  
 TOWNSHIPS

P T  
 O O  
 L T  
 L A  
 L  
 B  
 O  
 O  
 K

CITY OF WARREN

07	70	77 *	046	309
01	20	21 *	047	104
04	66	70 *	048	283
03	39	42 *	049	156
13	73	86 *	050	250
03	44	47 *	052	151
06	67	73 *	053	289
02	24	26 *	055	142
09	63	72 *	056	232
01	83	84 *	058	305
06	68	74 *	060	265
00	49	49 *	061	232
01	46	47 *	062	217
02	53	55 *	063	193
06	80	86 *	064	276
02	45	47 *	066	187
06	64	70 *	067	258
07	62	69 *	068	225
10	44	54 *	069	194
03	61	64 *	070	184
07	62	69 *	071	225
05	59	64 *	072	150
02	11	13 *	072A	57
10	49	59 *	073	225
14	88	102 *	074	322
05	78	83 *	076	333
03	72	75 *	078	281
03	76	79 *	080	276
02	29	31 *	081	158
04	90	94 *	082	232
08	96	104 *	084	288
06	87	93 *	085	247
12	118	130 *	086	332

STATEMENT OF VOTES, PRIMARY ELECTION  
 TUESDAY, AUGUST 4, 1998  
 PRECINCT BY PRECINCT REPORT

DEMOCRATIC PARTY

GOVERNOR

G F L O D R  
 E I A W O O  
 O E R E U S  
 F G R N G S  
 F E Y  
 R R  
 E  
 Y

T  
 O  
 T NAMES OF  
 A CITIES AND  
 L TOWNSHIPS

P T  
 O O  
 L T  
 L A  
 L  
 B  
 O  
 O  
 K

CITY OF WARREN

91	71	64	226 *	046	309
35	27	14	76 *	047	104
98	64	40	202 *	048	283
42	43	25	110 *	049	156
73	58	29	160 *	050	250
51	32	18	101 *	052	151
78	78	38	194 *	053	289
41	29	17	87 *	055	142
61	57	37	155 *	056	232
64	78	55	197 *	058	305
56	48	45	149 *	060	265
49	53	40	142 *	061	232
55	48	30	133 *	062	217
59	33	35	127 *	063	193
66	77	37	180 *	064	276
36	32	15	83 *	066	187
48	44	29	121 *	067	258
57	67	24	148 *	068	225
60	45	32	137 *	069	194
64	24	22	110 *	070	184
60	52	35	147 *	071	225
34	34	13	81 *	072	150
19	10	12	41 *	072A	57
54	67	35	156 *	073	225
79	93	36	208 *	074	322
84	74	68	226 *	076	333
62	63	61	186 *	078	281
47	51	45	143 *	080	276
34	24	23	81 *	081	158
49	46	38	133 *	082	232
60	72	41	173 *	084	288
70	39	40	149 *	085	247
73	57	53	183 *	086	332

STATEMENT OF VOTES, PRIMARY ELECTION  
 TUESDAY, AUGUST 4, 1998  
 PRECINCT BY PRECINCT REPORT

REPUBLICAN PARTY

GOVERNOR

G A R T Y  
 A R T I N I A N

J E O N H G N L E R

T O T A L

NAMES OF  
 CITIES AND  
 TOWNSHIPS

P T  
 O O  
 L T  
 L A  
 L  
 B  
 O  
 O  
 K

CITY OF WARREN

03	42	45 * 088	177
04	54	58 * 090	217
00	38	38 * 092	138
04	58	62 * 093	254
03	83	86 * 094	305
07	66	73 * 096	220
07	68	75 * 097	246
05	81	86 * 098	215
02	12	14 * 099	86
02	62	64 * 099A	246
02	48	50 * 100	145
10	55	65 * 101	184
04	50	54 * 102	187
04	49	53 * 103	183
06	114	120 * 105	289
16	104	120 * 106	294
07	73	80 * 108	311
11	65	76 * 109	293
06	75	81 * 110	269
20	332	352 * 901	1138
02	53	55 * 902	266
06	49	55 * 903	211
05	105	110 * 904	382
11	502	513 * 905	1473
10	194	204 * 906	789
23	425	448 * 907	1424
19	727	746 * 908	1990
464	6561	7025	TOTAL 24576

ARMADA TOWNSHIP

47	241	288 * 001	481
24	148	172 * 002	264
71	389	460	TOTAL 745

STATEMENT OF VOTES, PRIMARY ELECTION  
 TUESDAY, AUGUST 4, 1998  
 PRECINCT BY PRECINCT REPORT

DEMOCRATIC PARTY

GOVERNOR

G F L O D R  
 E I A W O O  
 O E R E U S  
 F G R N G S  
 F E Y  
 R R  
 E  
 Y

T  
 O  
 T  
 A  
 L  
 NAMES OF  
 CITIES AND  
 TOWNSHIPS

P T  
 O O  
 L T  
 L A  
 L  
 B  
 O  
 O  
 K

CITY OF WARREN

34	47	19	100 * 088	177
34	52	33	119 * 090	217
27	34	17	78 * 092	138
58	56	33	147 * 093	254
76	70	36	182 * 094	305
45	41	29	115 * 096	220
32	52	29	113 * 097	246
26	35	34	95 * 098	215
28	18	09	55 * 099	86
45	44	40	129 * 099A	246
23	37	24	84 * 100	145
44	40	27	111 * 101	184
58	44	23	125 * 102	187
49	50	24	123 * 103	183
57	55	43	155 * 105	289
52	44	36	132 * 106	294
83	56	37	176 * 108	311
63	70	38	171 * 109	293
67	50	21	138 * 110	269
279	239	192	710 * 901	1138
67	62	43	172 * 902	266
66	49	23	138 * 903	211
89	71	69	229 * 904	382
292	284	192	768 * 905	1473
183	220	114	517 * 906	789
248	308	259	815 * 907	1424
346	410	280	1036 * 908	1990
6103	5301	3548	14952	TOTAL 24576

ARMADA TOWNSHIP

71	74	24	169 * 001	481
46	20	15	81 * 002	264
117	94	39	250	TOTAL 745

STATEMENT OF VOTES, PRIMARY ELECTION  
 TUESDAY, AUGUST 4, 1998  
 PRECINCT BY PRECINCT REPORT

REPUBLICAN PARTY

GOVERNOR

G A  
 A R  
 R T  
 Y I  
 N  
 I A  
 N

J E  
 O N  
 H G  
 N L  
 E  
 R

T  
 O  
 T A  
 L

NAMES OF  
 CITIES AND  
 TOWNSHIPS

P T  
 O O  
 L T  
 L A  
 L  
 B  
 O  
 O  
 K

BRUCE TOWNSHIP

12 109  
 20 262  
 08 98  
 19 273  
 59 742

121 \* 001  
 282 \* 002  
 106 \* 003  
 292 \* 901

217  
 437  
 198  
 413

801 TOTAL

1265

CHESTERFIELD TOWNSHIP

14 85  
 17 158  
 07 84  
 04 60  
 16 122  
 05 75  
 04 86  
 06 77  
 05 79  
 15 142  
 12 95  
 04 61  
 07 42  
 00 43  
 06 23

99 \* 001  
 175 \* 002  
 91 \* 003  
 64 \* 004  
 138 \* 005  
 80 \* 006  
 90 \* 007  
 83 \* 008  
 84 \* 009  
 157 \* 010  
 107 \* 011  
 65 \* 012  
 49 \* 013  
 43 \* 014  
 29 \* 015

265  
 357  
 246  
 149  
 354  
 200  
 215  
 277  
 229  
 331  
 290  
 186  
 114  
 131  
 75

1354 TOTAL

3419

CLINTON TOWNSHIP

28 395  
 09 68  
 08 81  
 09 87  
 01 04  
 13 163

423 \* 001  
 77 \* 002  
 89 \* 003  
 96 \* 004  
 05 \* 005  
 176 \* 006

882  
 220  
 292  
 343  
 147  
 438

STATEMENT OF VOTES, PRIMARY ELECTION  
 TUESDAY, AUGUST 4, 1998  
 PRECINCT BY PRECINCT REPORT

DEMOCRATIC PARTY

GOVERNOR

G F L O D R  
 E I A W O O  
 O E R E U S  
 F G R N G S  
 F E Y  
 R R  
 E  
 Y

T  
 O  
 T A L  
 NAMES OF  
 CITIES AND  
 TOWNSHIPS

P T  
 O O  
 L T  
 L A  
 L  
 B  
 O  
 O  
 K

BRUCE TOWNSHIP

42	30	14	86 * 001	217
78	44	22	144 * 002	437
42	25	21	88 * 003	198
50	26	16	92 * 901	413
212	125	73	410 TOTAL	1265

CHESTERFIELD TOWNSHIP

62	52	38	152 * 001	265
78	64	31	173 * 002	357
52	58	29	139 * 003	246
30	26	12	68 * 004	149
80	70	47	197 * 005	354
39	49	18	106 * 006	200
47	40	21	108 * 007	215
82	65	28	175 * 008	277
67	39	26	132 * 009	229
76	55	27	158 * 010	331
72	63	38	173 * 011	290
65	26	25	116 * 012	186
37	20	07	64 * 013	114
31	30	21	82 * 014	131
22	12	08	42 * 015	75
840	669	376	1885 TOTAL	3419

CLINTON TOWNSHIP

125	145	102	372 * 001	882
52	37	29	118 * 002	220
82	59	37	178 * 003	292
102	69	35	206 * 004	343
70	35	15	120 * 005	147
84	83	54	221 * 006	438



STATEMENT OF VOTES, PRIMARY ELECTION  
 TUESDAY, AUGUST 4, 1998  
 PRECINCT BY PRECINCT REPORT

REPUBLICAN PARTY

GOVERNOR

G A J E  
 A R O N  
 R T H G  
 Y I N L  
 N E  
 I R  
 A  
 N

T  
 O  
 T  
 A  
 L  
 NAMES OF  
 CITIES AND  
 TOWNSHIPS

P T  
 O O  
 L T  
 L A  
 L  
 B  
 O  
 O  
 K

CLINTON TOWNSHIP

06	106	112 * 007	328
07	119	126 * 008	334
07	82	89 * 009	241
10	287	297 * 010	603
09	94	103 * 011	349
05	67	72 * 012	217
07	70	77 * 013	261
05	52	57 * 014	210
08	147	155 * 015	410
07	136	143 * 016	308
11	119	130 * 017	394
13	126	139 * 018	356
18	229	247 * 019	413
05	46	51 * 020	237
11	123	134 * 021	378
07	121	128 * 022	305
15	251	266 * 023	572
10	172	182 * 024	374
12	119	131 * 025	413
20	196	216 * 026	544
13	121	134 * 030	365
05	57	62 * 031	200
09	180	189 * 032	315
14	173	187 * 033	495
30	267	297 * 035	759
13	136	149 * 036	352
13	189	202 * 037	565
34	336	370 * 038	746
17	208	225 * 039	568
04	92	96 * 040	220
07	100	107 * 041	316
04	197	201 * 042	409
04	63	67 * 043	148

STATEMENT OF VOTES, PRIMARY ELECTION  
TUESDAY, AUGUST 4, 1998  
PRECINCT BY PRECINCT REPORT

DEMOCRATIC PARTY

GOVERNOR

G F L O D R  
E I A W O O  
O E R E U S  
F G R N G S  
F E Y  
R R  
E  
Y

T  
O  
T  
A  
L  
  
NAMES OF  
  
CITIES AND  
  
TOWNSHIPS

P T  
O O  
L T  
L A  
L  
  
B  
O  
O  
K

CLINTON TOWNSHIP

70	73	49	192	*	007	328
67	60	43	170	*	008	334
68	41	32	141	*	009	241
95	80	69	244	*	010	603
81	72	49	202	*	011	349
50	48	30	128	*	012	217
100	39	21	160	*	013	261
53	55	20	128	*	014	210
81	80	50	211	*	015	410
51	55	37	143	*	016	308
100	92	39	231	*	017	394
74	68	46	188	*	018	356
55	46	35	136	*	019	413
74	55	28	157	*	020	237
81	76	56	213	*	021	378
74	55	28	157	*	022	305
114	107	59	280	*	023	572
48	55	55	158	*	024	374
106	71	54	231	*	025	413
94	105	73	272	*	026	544
89	66	48	203	*	030	365
57	33	30	120	*	031	200
32	51	27	110	*	032	315
113	83	68	264	*	033	495
129	148	95	372	*	035	759
76	54	36	166	*	036	352
100	131	60	291	*	037	565
84	132	66	282	*	038	746
108	108	66	282	*	039	568
32	33	39	104	*	040	220
79	62	34	175	*	041	316
65	64	51	180	*	042	409
27	23	24	74	*	043	148

STATEMENT OF VOTES, PRIMARY ELECTION  
 TUESDAY, AUGUST 4, 1998  
 PRECINCT BY PRECINCT REPORT

REPUBLICAN PARTY

GOVERNOR

G A J E  
 A R O N  
 R T H G  
 Y I N L  
 N I E  
 A R  
 N

T O T A L  
 NAMES OF  
 CITIES AND  
 TOWNSHIPS

P T  
 O O  
 L T  
 L A  
 L  
 B  
 O  
 O  
 K

CLINTON TOWNSHIP

12	197	209 * 044	417
12	194	206 * 045	420
04	230	234 * 046	396
456	6200	6656	TOTAL 16260

HARRISON TOWNSHIP

16	150	166 * 001	378
01	71	72 * 002	172
08	86	94 * 003	275
09	219	228 * 004	464
16	296	312 * 005	537
13	129	142 * 006	293
23	231	254 * 007	532
01	14	15 * 008	86
09	192	201 * 009	363
03	117	120 * 010	277
10	128	138 * 011	298
02	45	47 * 012	129
111	1678	1789	TOTAL 3804

LAKE TOWNSHIP

00	18	18 * 001	26
00	18	18	TOTAL 26

LENOX TOWNSHIP

08	87	95 * 001	293
11	62	73 * 002	275
01	66	67 * 901	165
20	215	235	TOTAL 733

STATEMENT OF VOTES, PRIMARY ELECTION  
TUESDAY, AUGUST 4, 1998  
PRECINCT BY PRECINCT REPORT

DEMOCRATIC PARTY

GOVERNOR

G F L O D R  
E I A W O O  
O E R E U S  
F G R N G S  
F E Y  
R R  
E  
Y

T  
O  
T A L  
NAMES OF  
CITIES AND  
TOWNSHIPS

P T  
O O  
L T  
L A  
L  
B  
O  
O  
K

CLINTON TOWNSHIP

59	71	38	168 * 044	417
57	71	43	171 * 045	420
55	50	21	126 * 046	396
3213	2941	1891	8045	TOTAL 16260

HARRISON TOWNSHIP

86	69	41	196 * 001	378
35	35	18	88 * 002	172
69	56	26	151 * 003	275
78	54	39	171 * 004	464
71	62	31	164 * 005	537
54	42	31	127 * 006	293
85	96	60	241 * 007	532
30	16	10	56 * 008	86
60	30	27	117 * 009	363
49	59	15	123 * 010	277
47	53	44	144 * 011	298
32	13	19	64 * 012	129
696	585	361	1642	TOTAL 3804

LAKE TOWNSHIP

01	00	06	07 * 001	26
01	00	06	07	TOTAL 26

LENOX TOWNSHIP

68	72	33	173 * 001	293
91	68	35	194 * 002	275
42	31	16	89 * 901	165
201	171	84	456	TOTAL 733

STATEMENT OF VOTES, PRIMARY ELECTION  
 TUESDAY, AUGUST 4, 1998  
 PRECINCT BY PRECINCT REPORT

REPUBLICAN PARTY

GOVERNOR

G A  
 A R  
 R T  
 Y I  
 N  
 I  
 A  
 N

J E  
 O N  
 H G  
 N L  
 E  
 R

T  
 O  
 T  
 A  
 L

NAMES OF  
 CITIES AND  
 TOWNSHIPS

P T  
 O O  
 L T  
 L A  
 L  
 B  
 O  
 O  
 K

MACOMB TOWNSHIP

19	171	190 * 001	321
18	242	260 * 002	515
02	41	43 * 003	111
11	221	232 * 004	450
12	176	188 * 005	377
15	148	163 * 006	301
12	215	227 * 007	417
13	159	172 * 008	381
10	150	160 * 009	288
10	84	94 * 010	275
05	71	76 * 011	123
11	74	85 * 012	143
02	102	104 * 013	207
05	140	145 * 014	267
13	330	343 * 015	592
01	21	22 * 016	40
11	96	107 * 017	214
06	53	59 * 018	151
176	2494	2670	TOTAL 5173

RAY TOWNSHIP

16	100	116 * 001	211
17	124	141 * 002	280
13	58	71 * 901	100
46	282	328	TOTAL 591

RICHMOND TOWNSHIP

23	197	220 * 001	366
23	197	220	TOTAL 366

STATEMENT OF VOTES, PRIMARY ELECTION  
 TUESDAY, AUGUST 4, 1998  
 PRECINCT BY PRECINCT REPORT

DEMOCRATIC PARTY

GOVERNOR

G F L O D R  
 E I A W O O  
 O E R E U S  
 F G R N G S  
 F E Y  
 R R  
 E  
 Y

T  
 O  
 T NAMES OF  
 A  
 L CITIES AND  
 TOWNSHIPS

P T  
 O O  
 L T  
 L A  
 L  
 B  
 O  
 O  
 K

MACOMB TOWNSHIP

40	52	24	116	* 001	321
73	100	50	223	* 002	515
21	22	16	59	* 003	111
77	79	43	199	* 004	450
70	74	33	177	* 005	377
50	44	26	120	* 006	301
61	69	38	168	* 007	417
82	71	27	180	* 008	381
42	39	22	103	* 009	288
97	50	26	173	* 010	275
19	11	10	40	* 011	123
24	14	14	52	* 012	143
45	35	12	92	* 013	207
52	25	25	102	* 014	267
69	79	63	211	* 015	592
07	08	00	15	* 016	40
41	43	16	100	* 017	214
47	24	17	88	* 018	151
917	839	462	2218	TOTAL	5173

RAY TOWNSHIP

35	34	08	77	* 001	211
61	28	17	106	* 002	280
16	06	02	24	* 901	100
112	68	27	207	TOTAL	591

RICHMOND TOWNSHIP

65	48	24	137	* 001	366
65	48	24	137	TOTAL	366

STATEMENT OF VOTES, PRIMARY ELECTION  
 TUESDAY, AUGUST 4, 1998  
 PRECINCT BY PRECINCT REPORT

REPUBLICAN PARTY

GOVERNOR

G A  
 A R  
 R T  
 Y I  
 N I  
 A N

J E  
 O N  
 H G  
 N L  
 E R

T  
 O  
 T  
 A  
 L

NAMES OF  
 CITIES AND  
 TOWNSHIPS

P T  
 O O  
 L T  
 L A  
 L  
 B  
 O  
 O  
 K

SHELBY TOWNSHIP

20 284  
 45 331  
 10 119  
 20 209  
 17 198  
 09 76  
 19 171  
 31 198  
 05 111  
 27 157  
 16 139  
 34 261  
 12 160  
 30 151  
 16 180  
 37 390  
 07 81  
 22 192  
 15 186  
 03 64  
 10 43  
 15 253  
 17 275  
 28 301  
 21 222  
 35 332  
 08 161  
 36 400  
 565 5645

304 \* 001  
 376 \* 002  
 129 \* 003  
 229 \* 004  
 215 \* 005  
 85 \* 006  
 190 \* 007  
 229 \* 008  
 116 \* 009  
 184 \* 010  
 155 \* 011  
 295 \* 012  
 172 \* 013  
 181 \* 014  
 196 \* 015  
 427 \* 016  
 88 \* 017  
 214 \* 018  
 201 \* 019  
 67 \* 020  
 53 \* 021  
 268 \* 022  
 292 \* 023  
 329 \* 024  
 243 \* 025  
 367 \* 026  
 169 \* 027  
 436 \* 028

6210 TOTAL

473  
 611  
 297  
 404  
 380  
 250  
 353  
 353  
 231  
 312  
 324  
 445  
 305  
 295  
 320  
 672  
 141  
 326  
 297  
 159  
 103  
 437  
 460  
 500  
 368  
 652  
 370  
 764  
 10602

STATEMENT OF VOTES, PRIMARY ELECTION  
 TUESDAY, AUGUST 4, 1998  
 PRECINCT BY PRECINCT REPORT

DEMOCRATIC PARTY

GOVERNOR

G F L O D R  
 E I A W O O  
 O E R E U S  
 F G R N G S  
 F E Y  
 R R  
 E  
 Y

T  
 O  
 T  
 A  
 L  
 NAMES OF  
 CITIES AND  
 TOWNSHIPS

P T  
 O O  
 L T  
 L A  
 L  
 B  
 O  
 O  
 K

SHELBY TOWNSHIP

56	33	24	113	*	001	473
72	61	42	175	*	002	611
52	50	17	119	*	003	297
47	39	32	118	*	004	404
59	30	33	122	*	005	380
52	48	15	115	*	006	250
39	55	19	113	*	007	353
40	28	17	85	*	008	353
38	33	16	87	*	009	231
37	45	12	94	*	010	312
61	29	26	116	*	011	324
44	37	23	104	*	012	445
40	41	18	99	*	013	305
40	30	21	91	*	014	295
35	30	17	82	*	015	320
66	72	54	192	*	016	672
18	10	07	35	*	017	141
27	35	21	83	*	018	326
34	23	14	71	*	019	297
31	21	22	74	*	020	159
17	16	07	40	*	021	103
46	55	13	114	*	022	437
51	48	23	122	*	023	460
41	44	22	107	*	024	500
41	25	22	88	*	025	368
91	85	69	245	*	026	652
53	58	32	143	*	027	370
83	106	57	246	*	028	764
1311	1187	695	3193		TOTAL	10602



STATEMENT OF VOTES, PRIMARY ELECTION  
 TUESDAY, AUGUST 4, 1998  
 PRECINCT BY PRECINCT REPORT

REPUBLICAN PARTY

GOVERNOR

G A J E  
 A R O N  
 R T H G  
 Y I N L  
 N E  
 I R  
 A  
 N

T  
 O  
 T  
 A  
 L  
 NAMES OF  
 CITIES AND  
 TOWNSHIPS

P T  
 O O  
 L T  
 L A  
 L  
 B  
 O  
 O  
 K

WASHINGTON TOWNSHIP

19	126	145	* 001	276
16	105	121	* 002	258
22	184	206	* 003	313
17	131	148	* 004	310
20	162	182	* 005	303
30	242	272	* 006	472
23	189	212	* 008	409
41	258	299	* 901	484
188	1397	1585	TOTAL	2825
3878	46110	49988	* GRAND TOTAL	124063

STATEMENT OF VOTES, PRIMARY ELECTION  
TUESDAY, AUGUST 4, 1998  
PRECINCT BY PRECINCT REPORT

DEMOCRATIC PARTY

GOVERNOR

G F L O D R  
E I A W O O  
O E R E U S  
F G R N G S  
F E Y  
R R  
E  
Y

T  
O  
T  
A  
L  
  
NAMES OF  
  
CITIES AND  
  
TOWNSHIPS

P T  
O O  
L T  
L A  
L  
B  
O  
O  
K

WASHINGTON TOWNSHIP

55	32	21	108 * 001	276
33	23	27	83 * 002	258
51	28	14	93 * 003	313
71	32	24	127 * 004	310
37	33	11	81 * 005	303
63	45	35	143 * 006	472
63	42	27	132 * 008	409
60	60	32	152 * 901	484
433	295	191	919	TOTAL 2825
25502	22924	14142	62568 *	GRAND TOTAL 124063

STATEMENT OF VOTES, PRIMARY ELECTION  
 TUESDAY, AUGUST 4, 1998  
 PRECINCT BY PRECINCT REPORT

REPUBLICAN PARTY 10TH CONGRESSIONAL DISTRICT

D L	B P	T	P T
O O	R A	O	O O
N B	I L	T	L T
A S	A M	A	L A
L I	N E	L	L
D N	R		B
G			O
J E			O
R			K

CITY OF EASTPOINTE

19	46	65 * 003	307
25	42	67 * 004	348
45	50	95 * 005	417
10	26	36 * 006	243
28	38	66 * 007	299
20	39	59 * 008	361
13	35	48 * 009	208
18	35	53 * 010	315
28	38	66 * 011	260
31	63	94 * 012	365
19	36	55 * 013	227
23	42	65 * 014	315
28	39	67 * 015A	344
37	57	94 * 016	390
19	15	34 * 017	168
363	601	964	TOTAL 4567

CITY OF FRASER

23	60	83 * 001	311
58	100	158 * 002	455
27	68	95 * 003	347
37	65	102 * 004	401
29	75	104 * 005	385
52	95	147 * 006	452
21	42	63 * 007	249
107	174	281 * 901	673
354	679	1033	TOTAL 3273

CITY OF MEMPHIS

23	27	50 * 001	138
23	27	50	TOTAL 138

STATEMENT OF VOTES, PRIMARY ELECTION  
 TUESDAY, AUGUST 4, 1998  
 PRECINCT BY PRECINCT REPORT

DEMOCRATIC PARTY

10TH CONGRESSIONAL DISTRICT

D B  
 A O  
 V N  
 I I  
 D O  
 R  
 E

T  
 O  
 T  
 A  
 L

NAMES OF  
 CITIES AND  
 TOWNSHIPS

P T  
 O O  
 L T  
 L A  
 L  
 B  
 O  
 O  
 K

CITY OF EASTPOINTE

192	192 * 003	307
226	226 * 004	348
262	262 * 005	417
171	171 * 006	243
186	186 * 007	299
254	254 * 008	361
115	115 * 009	208
214	214 * 010	315
156	156 * 011	260
191	191 * 012	365
121	121 * 013	227
185	185 * 014	315
158	158 * 015A	344
208	208 * 016	390
86	86 * 017	168
2725	2725 TOTAL	4567

CITY OF FRASER

94	94 * 001	311
119	119 * 002	455
145	145 * 003	347
151	151 * 004	401
159	159 * 005	385
109	109 * 006	452
103	103 * 007	249
262	262 * 901	673
1142	1142 TOTAL	3273

CITY OF MEMPHIS

53	53 * 001	138
53	53 TOTAL	138

STATEMENT OF VOTES, PRIMARY ELECTION  
TUESDAY, AUGUST 4, 1998  
PRECINCT BY PRECINCT REPORT

REPUBLICAN PARTY

10TH CONGRESSIONAL DISTRICT

D L  
O O  
N B  
A S  
L I  
D N  
G  
J E  
R

B P  
R A  
I L  
A M  
N E  
R

T  
O  
T  
A  
L

NAMES OF  
CITIES AND  
TOWNSHIPS

P T  
O O  
L T  
L A  
L  
B  
O  
O  
K

CITY OF MT. CLEMENS

02 07  
34 73  
26 37  
21 37  
10 10  
13 21  
23 23  
35 64  
10 19  
67 180  
  
241 471

09 \* 001 225  
107 \* 002 316  
63 \* 003 206  
58 \* 004 189  
20 \* 005 150  
34 \* 006 172  
46 \* 008 174  
99 \* 009 279  
29 \* 010 84  
247 \* 901 649  
  
712 TOTAL 2444

CITY OF NEW BALTIMORE

18 42  
22 48  
60 92  
20 38  
29 51  
  
149 271

60 \* 001 232  
70 \* 002 299  
152 \* 003 494  
58 \* 004 217  
80 \* 901 246  
  
420 TOTAL 1488

CITY OF RICHMOND

36 64  
30 85  
  
66 149

100 \* 001 270  
115 \* 002 299  
  
215 TOTAL 569

CITY OF ROSEVILLE

17 29  
25 32  
30 49  
24 66

46 \* 001 227  
57 \* 002 249  
79 \* 003 416  
90 \* 004 378

STATEMENT OF VOTES, PRIMARY ELECTION  
 TUESDAY, AUGUST 4, 1998  
 PRECINCT BY PRECINCT REPORT

DEMOCRATIC PARTY 10TH CONGRESSIONAL DISTRICT

D B  
 A O  
 V N  
 I I  
 D O  
 R  
 E

T  
 O  
 T A  
 L  
 NAMES OF  
 CITIES AND  
 TOWNSHIPS

P T  
 O O  
 L T  
 L A  
 L  
 B  
 O  
 O  
 K

CITY OF MT. CLEMENS

202	202 * 001	225
153	153 * 002	316
110	110 * 003	206
108	108 * 004	189
112	112 * 005	150
114	114 * 006	172
97	97 * 008	174
124	124 * 009	279
44	44 * 010	84
269	269 * 901	649
1333	1333 TOTAL	2444

CITY OF NEW BALTIMORE

101	101 * 001	232
101	101 * 002	299
184	184 * 003	494
62	62 * 004	217
108	108 * 901	246
556	556 TOTAL	1488

CITY OF RICHMOND

123	123 * 001	270
132	132 * 002	299
255	255 TOTAL	569

CITY OF ROSEVILLE

147	147 * 001	227
157	157 * 002	249
277	277 * 003	416
230	230 * 004	378

STATEMENT OF VOTES, PRIMARY ELECTION  
TUESDAY, AUGUST 4, 1998  
PRECINCT BY PRECINCT REPORT

REPUBLICAN PARTY 10TH CONGRESSIONAL DISTRICT

D L	B P	T	P T
O O	R A	O	O O
N B	I L	T	L T
A S	A M	A	L A
L I	N E	L	L
D N	R		B
G			O
J E			O
R			K

CITY OF ROSEVILLE

30	60	90 * 005	434
10	32	42 * 007	231
25	44	69 * 008	397
34	45	79 * 009	330
20	24	44 * 010	182
27	35	62 * 011	310
33	36	69 * 012	312
23	33	56 * 013	281
12	21	33 * 014	226
48	73	121 * 015	513
32	49	81 * 016	549
18	26	44 * 017	245
55	77	132 * 018	477
14	28	42 * 019	211
30	37	67 * 020	329
20	61	81 * 022	350
39	30	69 * 023	342
566	887	1453	TOTAL 6989

CITY OF ST CLAIR SHORES

106	291	397 * 001	865
59	105	164 * 002	539
40	100	140 * 005	549
65	135	200 * 006	674
40	72	112 * 008	379
30	30	60 * 009	277
65	127	192 * 010	759
118	142	260 * 012	781
91	130	221 * 014	665
64	110	174 * 016	579
63	117	180 * 017	610
73	106	179 * 018	587

STATEMENT OF VOTES, PRIMARY ELECTION  
TUESDAY AUGUST 4, 1998  
PRECINCT BY PRECINCT REPORT

DEMOCRATIC PARTY

10TH CONGRESSIONAL DISTRICT

D B  
A O  
V N  
I I  
D O  
R  
E

T  
O  
T  
A  
L

NAMES OF  
CITIES AND  
TOWNSHIPS

P T  
O O  
L T  
L A  
L  
B  
O  
O  
K

CITY OF ROSEVILLE

264	264 * 005	434
157	157 * 007	231
254	254 * 008	397
196	196 * 009	330
113	113 * 010	182
203	203 * 011	310
175	175 * 012	312
176	176 * 013	281
137	137 * 014	226
319	319 * 015	513
375	375 * 016	549
163	163 * 017	245
238	238 * 018	477
134	134 * 019	211
201	201 * 020	329
215	215 * 022	350
205	205 * 023	342
4336	4336 TOTAL	6989

CITY OF ST CLAIR SHORES

287	287 * 001	865
233	233 * 002	539
277	277 * 005	549
289	289 * 006	674
192	192 * 008	379
145	145 * 009	277
354	354 * 010	759
319	319 * 012	781
282	282 * 014	665
279	279 * 016	579
282	282 * 017	610
212	212 * 018	587



STATEMENT OF VOTES, PRIMARY ELECTION  
TUESDAY, AUGUST 4, 1998  
PRECINCT BY PRECINCT REPORT

REPUBLICAN PARTY

10TH CONGRESSIONAL DISTRICT

D L B P  
O O R A  
N B I L  
A S A M  
L I N E  
D N R  
G  
J E  
R

T  
O  
T A L  
NAMES OF  
CITIES AND  
TOWNSHIPS

P T  
O O  
L T  
L A  
L  
B  
O  
O  
K

CITY OF ST CLAIR SHORES

27	44	71 * 019	296
41	46	87 * 021	295
82	159	241 * 022	732
38	67	105 * 024	376
45	73	118 * 025	443
70	87	157 * 026	482
73	150	223 * 027	778
46	85	131 * 029	540
38	76	114 * 032	319
37	75	112 * 035	318
53	115	168 * 036	542
60	86	146 * 041	512
46	69	115 * 042	398
1470	2597	4067	TOTAL 13295

ARMADA TOWNSHIP

92	155	247 * 001	481
39	102	141 * 002	264
131	257	388	TOTAL 745

BRUCE TOWNSHIP

14	104	118 * 001	217
40	225	265 * 002	437
20	71	91 * 003	198
48	217	265 * 901	413
122	617	739	TOTAL 1265

CHESTERFIELD TOWNSHIP

21	61	82 * 001	265
75	86	161 * 002	357

STATEMENT OF VOTES, PRIMARY ELECTION  
 TUESDAY, AUGUST 4, 1998  
 PRECINCT BY PRECINCT REPORT

DEMOCRATIC PARTY 10TH CONGRESSIONAL DISTRICT

D B  
 A O  
 V N  
 I I  
 D O  
 R  
 E

T  
 O  
 T A  
 L  
 NAMES OF  
 CITIES AND  
 TOWNSHIPS

P T  
 O O  
 L T  
 L A  
 L  
 B  
 O  
 O  
 K

CITY OF ST CLAIR SHORES

160	160 * 019	296
142	142 * 021	295
314	314 * 022	732
179	179 * 024	376
195	195 * 025	443
224	224 * 026	482
342	342 * 027	778
285	285 * 029	540
136	136 * 032	319
137	137 * 035	318
234	234 * 036	542
252	252 * 041	512
181	181 * 042	398

5932 5932 TOTAL 13295

ARMADA TOWNSHIP

154	154 * 001	481
67	67 * 002	264

221 221 TOTAL 745

BRUCE TOWNSHIP

79	79 * 001	217
110	110 * 002	437
71	71 * 003	198
86	86 * 901	413

346 346 TOTAL 1265

CHESTERFIELD TOWNSHIP

140	140 * 001	265
152	152 * 002	357

STATEMENT OF VOTES, PRIMARY ELECTION  
 TUESDAY, AUGUST 4, 1998  
 PRECINCT BY PRECINCT REPORT

REPUBLICAN PARTY

10TH CONGRESSIONAL DISTRICT

D L	B P	T	P T
O O	R A	O	O O
N B	I L	T	L T
A S	A M	A	L A
L I	N E	L	L
D N	R		B
G			O
J E			O
R			K

-----  
 CHESTERFIELD TOWNSHIP

31	45	76 * 003	246
14	40	54 * 004	149
31	93	124 * 005	354
22	42	64 * 006	200
28	49	77 * 007	215
27	50	77 * 008	277
23	49	72 * 009	229
39	101	140 * 010	331
35	52	87 * 011	290
19	35	54 * 012	186
11	30	41 * 013	114
09	25	34 * 014	131
06	19	25 * 015	75
391	777	1168	TOTAL 3419

CLINTON TOWNSHIP

125	222	347 * 001	882
22	40	62 * 002	220
30	43	73 * 003	292
29	52	81 * 004	343
01	03	04 * 005	147
42	108	150 * 006	438
39	52	91 * 007	328
36	69	105 * 008	334
34	40	74 * 009	241
82	162	244 * 010	603
31	52	83 * 011	349
17	40	57 * 012	217
36	27	63 * 013	261
13	31	44 * 014	210
52	65	117 * 015	410
44	69	113 * 016	308

STATEMENT OF VOTES, PRIMARY ELECTION  
TUESDAY, AUGUST 4, 1998  
PRECINCT BY PRECINCT REPORT

DEMOCRATIC PARTY 10TH CONGRESSIONAL DISTRICT

D B  
A O  
V N  
I I  
D O  
R  
E

T  
O  
T A L  
NAMES OF  
CITIES AND  
TOWNSHIPS

P T  
O O  
L T  
L A  
L  
B  
O  
O  
K

CHESTERFIELD TOWNSHIP

119	119 * 003	246
65	65 * 004	149
167	167 * 005	354
101	101 * 006	200
93	93 * 007	215
150	150 * 008	277
118	118 * 009	229
134	134 * 010	331
156	156 * 011	290
104	104 * 012	186
54	54 * 013	114
65	65 * 014	131
37	37 * 015	75
1655	1655 TOTAL	3419

CLINTON TOWNSHIP

329	329 * 001	882
109	109 * 002	220
154	154 * 003	292
189	189 * 004	343
106	106 * 005	147
196	196 * 006	438
170	170 * 007	328
149	149 * 008	334
124	124 * 009	241
213	213 * 010	603
180	180 * 011	349
112	112 * 012	217
135	135 * 013	261
118	118 * 014	210
182	182 * 015	410
124	124 * 016	308

STATEMENT OF VOTES, PRIMARY ELECTION  
 TUESDAY, AUGUST 4, 1998  
 PRECINCT BY PRECINCT REPORT

REPUBLICAN PARTY

10TH CONGRESSIONAL DISTRICT

D O N A L D J	L B S I N G E R	B P R A I L A M E R	T O T A L	NAMES OF  CITIES AND  TOWNSHIPS	P T O L L B O O K
---------------------------------	--------------------------------------	--	-----------------------	---	---

CLINTON TOWNSHIP

40	57	97 * 017	394
36	83	119 * 018	356
79	110	189 * 019	413
12	24	36 * 020	237
27	79	106 * 021	378
37	69	106 * 022	305
72	141	213 * 023	572
38	112	150 * 024	374
44	73	117 * 025	413
67	115	182 * 026	544
38	71	109 * 030	365
19	31	50 * 031	200
61	104	165 * 032	315
47	107	154 * 033	495
91	155	246 * 035	759
43	61	104 * 036	352
58	100	158 * 037	565
95	209	304 * 038	746
75	99	174 * 039	568
18	60	78 * 040	220
30	54	84 * 041	316
57	117	174 * 042	409
21	34	55 * 043	148
55	117	172 * 044	417
63	96	159 * 045	420
52	156	208 * 046	396
1908	3509	5417	16260

TOTAL

HARRISON TOWNSHIP

48	82	130 * 001	378
18	38	56 * 002	172
29	42	71 * 003	275

STATEMENT OF VOTES PRIMARY ELECTION  
TUESDAY AUGUST 4, 1998  
PRECINCT BY PRECINCT REPORT

DEMOCRATIC PARTY 10TH CONGRESSIONAL DISTRICT

D B  
A O  
V N  
I I  
D O  
R  
E

T  
O  
T  
A  
L

NAMES OF  
CITIES AND  
TOWNSHIPS

P T  
O O  
L T  
L A  
L  
B  
O  
O  
K

CLINTON TOWNSHIP

190	190 * 017	394
159	159 * 018	356
113	113 * 019	413
136	136 * 020	237
188	188 * 021	378
133	133 * 022	305
229	229 * 023	572
130	130 * 024	374
210	210 * 025	413
229	229 * 026	544
186	186 * 030	365
93	93 * 031	200
89	89 * 032	315
227	227 * 033	495
333	333 * 035	759
143	143 * 036	352
255	255 * 037	565
250	250 * 038	746
238	238 * 039	568
88	88 * 040	220
150	150 * 041	316
173	173 * 042	409
55	55 * 043	148
147	147 * 044	417
143	143 * 045	420
110	110 * 046	396
6987	6987 TOTAL	16260

HARRISON TOWNSHIP

171	171 * 001	378
76	76 * 002	172
131	131 * 003	275

STATEMENT OF VOTES, PRIMARY ELECTION  
 TUESDAY, AUGUST 4, 1998  
 PRECINCT BY PRECINCT REPORT

REPUBLICAN PARTY

10TH CONGRESSIONAL DISTRICT

D O N A L D J	L B S I N G E R	B P R A I L A M E R	T O T A L	NAMES OF  CITIES AND  TOWNSHIPS	P T O O L T A L  B O O K
---------------------------------	--------------------------------------	--	-----------------------	---	--

			HARRISON TOWNSHIP		
72	110	182 * 004		464	
109	125	234 * 005		537	
32	76	108 * 006		293	
78	134	212 * 007		532	
06	07	13 * 008		86	
54	97	151 * 009		363	
42	54	96 * 010		277	
41	81	122 * 011		298	
14	20	34 * 012		129	
543	866	1409	TOTAL	3804	
			LAKE TOWNSHIP		
04	13	17 * 001		26	
04	13	17	TOTAL	26	
			LENOX TOWNSHIP		
31	37	68 * 001		293	
18	38	56 * 002		275	
16	48	64 * 901		165	
65	123	188	TOTAL	733	
			MACOMB TOWNSHIP		
45	96	141 * 001		321	
81	143	224 * 002		515	
13	23	36 * 003		111	
70	113	183 * 004		450	
50	106	156 * 005		377	
39	102	141 * 006		301	
59	125	184 * 007		417	
49	106	155 * 008		381	

STATEMENT OF VOTES, PRIMARY ELECTION  
 TUESDAY, AUGUST 4, 1998  
 PRECINCT BY PRECINCT REPORT

DEMOCRATIC PARTY 10TH CONGRESSIONAL DISTRICT

D B  
 A O  
 V N  
 I I  
 D O  
 R  
 E

T  
 O  
 T A  
 L  
 NAMES OF  
 CITIES AND  
 TOWNSHIPS

P T  
 O O  
 L T  
 L A  
 L  
 B  
 O  
 O  
 K

HARRISON TOWNSHIP

143	143 * 004	464
137	137 * 005	537
106	106 * 006	293
204	204 * 007	532
48	48 * 008	86
106	106 * 009	363
105	105 * 010	277
129	129 * 011	298
53	53 * 012	129
1409	1409 TOTAL	3804

LAKE TOWNSHIP

07	07 * 001	26
07	07 TOTAL	26

LENOX TOWNSHIP

133	133 * 001	293
153	153 * 002	275
78	78 * 901	165
364	364 TOTAL	733

MACOMB TOWNSHIP

99	99 * 001	321
197	197 * 002	515
51	51 * 003	111
173	173 * 004	450
150	150 * 005	377
106	106 * 006	301
141	141 * 007	417
164	164 * 008	381



STATEMENT OF VOTES, PRIMARY ELECTION  
TUESDAY, AUGUST 4, 1998  
PRECINCT BY PRECINCT REPORT

REPUBLICAN PARTY

10TH CONGRESSIONAL DISTRICT

D L  
O O  
N B  
A S  
L I  
D N  
G  
J E  
R

B P  
R A  
I L  
A M  
N E  
R

T  
O  
T  
A  
L

NAMES OF  
CITIES AND  
TOWNSHIPS

P T  
O O  
L T  
L A  
L  
B  
O  
O  
K

MACOMB TOWNSHIP

55	84	139 * 009	288
27	55	82 * 010	275
26	46	72 * 011	123
30	39	69 * 012	143
20	55	75 * 013	207
28	83	111 * 014	267
76	218	294 * 015	592
08	10	18 * 016	40
34	55	89 * 017	214
13	40	53 * 018	151
723	1499	2222	5173
		TOTAL	

RAY TOWNSHIP

37	39	76 * 001	211
35	62	97 * 002	280
26	33	59 * 901	100
98	134	232	591
		TOTAL	

RICHMOND TOWNSHIP

63	106	169 * 001	366
63	106	169	366
		TOTAL	

SHELBY TOWNSHIP

65	146	211 * 001	473
97	210	307 * 002	611
30	58	88 * 003	297
56	105	161 * 004	404
66	99	165 * 005	380
30	37	67 * 006	250
44	102	146 * 007	353

STATEMENT OF VOTES, PRIMARY ELECTION  
TUESDAY, AUGUST 4, 1998  
PRECINCT BY PRECINCT REPORT

DEMOCRATIC PARTY 10TH CONGRESSIONAL DISTRICT

D B  
A O  
V N  
I I  
D O  
R  
E

T  
O  
T A L  
NAMES OF  
CITIES AND  
TOWNSHIPS

P T  
O O  
L T  
L A  
L  
B  
O  
O  
K

MACOMB TOWNSHIP

92	92 * 009	288
165	165 * 010	275
36	36 * 011	123
41	41 * 012	143
74	74 * 013	207
80	80 * 014	267
174	174 * 015	592
14	14 * 016	40
85	85 * 017	214
77	77 * 018	151
1919	1919 TOTAL	5173

RAY TOWNSHIP

52	52 * 001	211
65	65 * 002	280
21	21 * 901	100
138	138 TOTAL	591

RICHMOND TOWNSHIP

114	114 * 001	366
114	114 TOTAL	366

SHELBY TOWNSHIP

93	93 * 001	473
138	138 * 002	611
101	101 * 003	297
91	91 * 004	404
100	100 * 005	380
102	102 * 006	250
97	97 * 007	353

STATEMENT OF VOTES, PRIMARY ELECTION  
 TUESDAY, AUGUST 4, 1998  
 PRECINCT BY PRECINCT REPORT

REPUBLICAN PARTY 10TH CONGRESSIONAL DISTRICT

D L	B P	T	P T
O O	R A	O	O O
N B	I L	T	L T
A S	A M	A	L A
L I	N E	L	L
D N	R		B
G			O
J E			O
R			K

SHELBY TOWNSHIP

63	122	185 * 008	353
27	61	88 * 009	231
54	82	136 * 010	312
36	80	116 * 011	324
77	143	220 * 012	445
41	97	138 * 013	305
47	89	136 * 014	295
35	112	147 * 015	320
83	225	308 * 016	672
16	54	70 * 017	141
52	130	182 * 018	326
42	97	139 * 019	297
21	40	61 * 020	159
14	29	43 * 021	103
55	149	204 * 022	437
65	151	216 * 023	460
92	169	261 * 024	500
50	144	194 * 025	368
86	204	290 * 026	652
40	85	125 * 027	370
118	225	343 * 028	764
1502	3245	4747	TOTAL 10602

WASHINGTON TOWNSHIP

24	79	103 * 001	276
30	61	91 * 002	258
37	109	146 * 003	313
40	76	116 * 004	310
33	106	139 * 005	303
71	119	190 * 006	472
39	97	136 * 008	409
58	215	273 * 901	484
332	862	1194	TOTAL 2825
9114	17690	26804 *	GRAND TOTAL 78572

STATEMENT OF VOTES, PRIMARY ELECTION  
 TUESDAY, AUGUST 4, 1998  
 PRECINCT BY PRECINCT REPORT

DEMOCRATIC PARTY

10TH CONGRESSIONAL DISTRICT

D B  
 A O  
 V N  
 I I  
 D O  
 R  
 E

T  
 O  
 T  
 A  
 L

NAMES OF  
 CITIES AND  
 TOWNSHIPS

P T  
 O O  
 L T  
 L A  
 L  
 B  
 O  
 O  
 K

SHELBY TOWNSHIP

74	74 * 008	353
72	72 * 009	231
85	85 * 010	312
100	100 * 011	324
77	77 * 012	445
81	81 * 013	305
64	64 * 014	295
69	69 * 015	320
164	164 * 016	672
30	30 * 017	141
68	68 * 018	326
47	47 * 019	297
69	69 * 020	159
31	31 * 021	103
102	102 * 022	437
103	103 * 023	460
90	90 * 024	500
71	71 * 025	368
218	218 * 026	652
129	129 * 027	370
219	219 * 028	764
2685	2685 TOTAL	10602

WASHINGTON TOWNSHIP

77	77 * 001	276
64	64 * 002	258
73	73 * 003	313
99	99 * 004	310
57	57 * 005	303
97	97 * 006	472
92	92 * 008	409
140	140 * 901	484
699	699 TOTAL	2825
32876	32876 * GRAND TOTAL	78572

STATEMENT OF VOTES, PRIMARY ELECTION  
TUESDAY, AUGUST 4, 1998  
PRECINCT BY PRECINCT REPORT

DEMOCRATIC PARTY 12TH CONGRESSIONAL DISTRICT

S L  
A E  
N V  
D I  
E N  
R

T  
O  
T A L  
NAMES OF  
CITIES AND  
TOWNSHIPS

P T  
O O  
L T  
L A  
L  
B  
O  
O  
K

CITY OF WARREN

87	87 * 067	258
105	105 * 068	225
100	100 * 069	194
90	90 * 070	184
95	95 * 071	225
49	49 * 072	150
30	30 * 072A	57
106	106 * 073	225
124	124 * 074	322
160	160 * 076	333
127	127 * 078	281
104	104 * 080	276
58	58 * 081	158
90	90 * 082	232
134	134 * 084	288
108	108 * 085	247
130	130 * 086	332
71	71 * 088	177
89	89 * 090	217
59	59 * 092	138
109	109 * 093	254
122	122 * 094	305
84	84 * 096	220
83	83 * 097	246
60	60 * 098	215
34	34 * 099	86
94	94 * 099A	246
56	56 * 100	145
76	76 * 101	184
90	90 * 102	187
95	95 * 103	183
123	123 * 105	289
91	91 * 106	294

STATEMENT OF VOTES, PRIMARY ELECTION  
TUESDAY, AUGUST 4, 1998  
PRECINCT BY PRECINCT REPORT

DEMOCRATIC PARTY

12TH CONGRESSIONAL DISTRICT

S L  
A E  
N V  
D I  
E N  
R

T  
O  
T  
A  
L

NAMES OF  
CITIES AND  
TOWNSHIPS

P T  
O O  
L T  
L A  
L  
B  
O  
O  
K

CITY OF WARREN

120	120 * 108	311
112	112 * 109	293
101	101 * 110	269
672	672 * 901	1138
167	167 * 902	266
129	129 * 903	211
211	211 * 904	382
707	707 * 905	1473
489	489 * 906	789
761	761 * 907	1424
960	960 * 908	1990
11547	11547 TOTAL	24576
19944	19944 * GRAND TOTAL	45835

STATEMENT OF VOTES, PRIMARY ELECTION  
TUESDAY, AUGUST 4, 1998  
PRECINCT BY PRECINCT REPORT

REPUBLICAN PARTY

12TH CONGRESSIONAL DISTRICT

L T  
E O  
S U  
L M  
I A  
E  
A


T  
O  
T  
A  
L

NAMES OF  
CITIES AND  
TOWNSHIPS

P T  
O O  
L T  
L A  
L  
B  
O  
O  
K

CITY OF WARREN

40	40 * 108	311
36	36 * 109	293
53	53 * 110	269
284	284 * 901	1138
40	40 * 902	266
44	44 * 903	211
86	86 * 904	382
395	395 * 905	1473
163	163 * 906	789
339	339 * 907	1424
596	596 * 908	1990
4305	4305 TOTAL	24576
11066	11066 * GRAND TOTAL	45835





STATEMENT OF VOTES, PRIMARY ELECTION  
 TUESDAY, AUGUST 4, 1998  
 PRECINCT BY PRECINCT REPORT

REPUBLICAN PARTY 12TH CONGRESSIONAL DISTRICT

L E S L I E  A	T O T A L	NAMES OF CITIES AND TOWNSHIPS	P T O O L T A L  B O O K
-------------------------------------	-----------------------	-------------------------------------	--

CITY OF CENTER LINE

71	71 * 001	309
36	36 * 002	200
42	42 * 003	234
30	30 * 004	161
45	45 * 005	242
76	76 * 901	482
300	300 TOTAL	1628

CITY OF EASTPOINTE

48	48 * 001	294
49	49 * 002	296
15	15 * 015B	344
112	112 TOTAL	934

CITY OF STERLING HGTS

92	92 * 001	420
125	125 * 002	458
165	165 * 003	483
136	136 * 004	465
293	293 * 005	766
130	130 * 006	413
49	49 * 007	129
70	70 * 008	180
163	163 * 009	417
94	94 * 010	266
192	192 * 011	527
123	123 * 012	392
104	104 * 013	351
128	128 * 014	364
136	136 * 015	354
93	93 * 016	315

STATEMENT OF VOTES, PRIMARY ELECTION  
TUESDAY, AUGUST 4, 1998  
PRECINCT BY PRECINCT REPORT

DEMOCRATIC PARTY 12TH CONGRESSIONAL DISTRICT

S L  
A E  
N V  
D I  
E N  
R

T  
O  
T A L  
  
NAMES OF  
CITIES AND  
TOWNSHIPS

P T  
O O  
L T  
L A  
L  
B  
O  
O  
K

CITY OF CENTER LINE

175	175 * 001	309
123	123 * 002	200
156	156 * 003	234
98	98 * 004	161
161	161 * 005	242
315	315 * 901	482
1028	1028 TOTAL	1628

CITY OF EASTPOINTE

178	178 * 001	294
190	190 * 002	296
44	44 * 015B	344
412	412 TOTAL	934

CITY OF STERLING HGTS

176	176 * 001	420
203	203 * 002	458
206	206 * 003	483
198	198 * 004	465
289	289 * 005	766
151	151 * 006	413
48	48 * 007	129
66	66 * 008	180
112	112 * 009	417
111	111 * 010	266
196	196 * 011	527
168	168 * 012	392
150	150 * 013	351
134	134 * 014	364
126	126 * 015	354
136	136 * 016	315

STATEMENT OF VOTES, PRIMARY ELECTION  
TUESDAY, AUGUST 4, 1998  
PRECINCT BY PRECINCT REPORT

REPUBLICAN PARTY 12TH CONGRESSIONAL DISTRICT

L T  
E O  
S U  
L M  
I A  
E  
A

T  
O  
T  
A  
L

NAMES OF  
CITIES AND  
TOWNSHIPS

P T  
O O  
L T  
L A  
L  
B  
O  
O  
K

CITY OF STERLING HGTS

131	131 * 017	389
93	93 * 018	338
126	126 * 019	368
186	186 * 020	548
133	133 * 021	348
86	86 * 022	246
91	91 * 023	232
92	92 * 024	277
131	131 * 025	366
132	132 * 026	418
96	96 * 027	263
147	147 * 028	481
90	90 * 029	264
89	89 * 030	267
118	118 * 031	357
133	133 * 032	397
128	128 * 033	340
177	177 * 034	511
70	70 * 035	256
47	47 * 036	185
99	99 * 037	249
81	81 * 038	277
72	72 * 039	245
187	187 * 040	526
129	129 * 041	365
59	59 * 042	192
119	119 * 043	422
36	36 * 044	144
153	153 * 045	390
98	98 * 046	277
79	79 * 047	275
131	131 * 048	311
188	188 * 049	454

STATEMENT OF VOTES, PRIMARY ELECTION  
 TUESDAY, AUGUST 4, 1998  
 PRECINCT BY PRECINCT REPORT

DEMOCRATIC PARTY 12TH CONGRESSIONAL DISTRICT

S A N D E R	L E V I E R	T O T A L	NAMES OF  CITIES AND  TOWNSHIPS	P T O T A L  B O O K
----------------------------	----------------------------	-----------------------	---	--

CITY OF STERLING HGTS

133	133 * 017	389
133	133 * 018	338
147	147 * 019	368
168	168 * 020	548
125	125 * 021	348
100	100 * 022	246
89	89 * 023	232
115	115 * 024	277
110	110 * 025	366
171	171 * 026	418
94	94 * 027	263
187	187 * 028	481
101	101 * 029	264
77	77 * 030	267
126	126 * 031	357
120	120 * 032	397
100	100 * 033	340
195	195 * 034	511
117	117 * 035	256
98	98 * 036	185
78	78 * 037	249
100	100 * 038	277
99	99 * 039	245
196	196 * 040	526
128	128 * 041	365
82	82 * 042	192
170	170 * 043	422
55	55 * 044	144
115	115 * 045	390
114	114 * 046	277
121	121 * 047	275
94	94 * 048	311
153	153 * 049	454

STATEMENT OF VOTES PRIMARY ELECTION  
 TUESDAY, AUGUST 4, 1998  
 PRECINCT BY PRECINCT REPORT

DEMOCRATIC PARTY 12TH CONGRESSIONAL DISTRICT

S	L	T	P
A	E	O	O
N	V	T	L
D	I	A	L
E	N	L	A
R			L
			B
			O
			O
			K

CITY OF STERLING HGTS

67	67 * 050	222
89	89 * 051	277
26	26 * 052	84
6663	6663 TOTAL	17861

CITY OF UTICA

51	51 * 001	126
88	88 * 002	278
73	73 * 003	162
82	82 * 901	270
294	294 TOTAL	836

CITY OF WARREN

47	47 * 001	77
74	74 * 002	179
86	86 * 003	156
148	148 * 004	264
68	68 * 006	134
84	84 * 008	190
112	112 * 010	232
70	70 * 011	139
109	109 * 012	214
94	94 * 013	197
41	41 * 015	80
62	62 * 016	122
74	74 * 017	125
51	51 * 018	135
40	40 * 020	85
46	46 * 021	92
44	44 * 022	81
83	83 * 023	141

STATEMENT OF VOTES, PRIMARY ELECTION  
 TUESDAY, AUGUST 4, 1998  
 PRECINCT BY PRECINCT REPORT

REPUBLICAN PARTY

12TH CONGRESSIONAL DISTRICT

L T  
 E O  
 S U  
 L M  
 I A  
 E  
 A

T  
 O  
 T  
 A  
 L

NAMES OF  
 CITIES AND  
 TOWNSHIPS

P T  
 O O  
 L T  
 L A  
 L  
 B  
 O  
 O  
 K

CITY OF STERLING HGTS

98  
 110  
 42

98 \* 050  
 110 \* 051  
 42 \* 052

222  
 277  
 84

6070

6070 TOTAL

17861

CITY OF UTICA

41  
 95  
 43  
 100

41 \* 001  
 95 \* 002  
 43 \* 003  
 100 \* 901

126  
 278  
 162  
 270

279

279 TOTAL

836

CITY OF WARREN

08  
 22  
 15  
 32  
 09  
 23  
 23  
 22  
 28  
 31  
 12  
 16  
 13  
 07  
 09  
 07  
 04  
 22

08 \* 001  
 22 \* 002  
 15 \* 003  
 32 \* 004  
 09 \* 006  
 23 \* 008  
 23 \* 010  
 22 \* 011  
 28 \* 012  
 31 \* 013  
 12 \* 015  
 16 \* 016  
 13 \* 017  
 07 \* 018  
 09 \* 020  
 07 \* 021  
 04 \* 022  
 22 \* 023

77  
 179  
 156  
 264  
 134  
 190  
 232  
 139  
 214  
 197  
 80  
 122  
 125  
 135  
 85  
 92  
 81  
 141

STATEMENT OF VOTES, PRIMARY ELECTION  
TUESDAY, AUGUST 4, 1998  
PRECINCT BY PRECINCT REPORT

REPUBLICAN PARTY

12TH CONGRESSIONAL DISTRICT

L T  
E O  
S U  
L M  
I A  
E  
A

T  
O  
T  
A  
L

NAMES OF  
CITIES AND  
TOWNSHIPS

P T  
O O  
L T  
L A  
L  
B  
O  
O  
K

CITY OF WARREN

16	16 * 024	161
08	08 * 026	108
10	10 * 027	58
14	14 * 028	149
33	33 * 029	242
13	13 * 032	121
09	09 * 033	113
10	10 * 034	152
25	25 * 036	180
09	09 * 037	120
16	16 * 038	101
13	13 * 039	132
24	24 * 040	148
19	19 * 041	177
27	27 * 042	250
03	03 * 043	36
23	23 * 045	175
37	37 * 046	309
09	09 * 047	104
28	28 * 048	283
26	26 * 049	156
52	52 * 050	250
32	32 * 052	151
36	36 * 053	289
12	12 * 055	142
31	31 * 056	232
46	46 * 058	305
43	43 * 060	265
26	26 * 061	232
28	28 * 062	217
30	30 * 063	193
43	43 * 064	276
26	26 * 066	187

STATEMENT OF VOTES, PRIMARY ELECTION  
TUESDAY, AUGUST 4, 1998  
PRECINCT BY PRECINCT REPORT

DEMOCRATIC PARTY 12TH CONGRESSIONAL DISTRICT

S L  
A E  
N V  
D I  
E N  
R

T  
O  
T  
A  
L

NAMES OF  
CITIES AND  
TOWNSHIPS

P T  
O O  
L T  
L A  
L  
B  
O  
O  
K

CITY OF WARREN

80	80 * 024	161
50	50 * 026	108
27	27 * 027	58
63	63 * 028	149
109	109 * 029	242
61	61 * 032	121
50	50 * 033	113
76	76 * 034	152
76	76 * 036	180
63	63 * 037	120
53	53 * 038	101
52	52 * 039	132
53	53 * 040	148
84	84 * 041	177
117	117 * 042	250
19	19 * 043	36
85	85 * 045	175
152	152 * 046	309
53	53 * 047	104
132	132 * 048	283
79	79 * 049	156
108	108 * 050	250
68	68 * 052	151
137	137 * 053	289
58	58 * 055	142
109	109 * 056	232
154	154 * 058	305
109	109 * 060	265
97	97 * 061	232
93	93 * 062	217
93	93 * 063	193
133	133 * 064	276
59	59 * 066	187



TUESDAY, AUGUST 4, 1998

PRECINCT BY PRECINCT REPORT

REPUBLICAN PARTY 12TH CONGRESSIONAL DISTRICT

LIST OF  
SUMMARY  
TABLE

TOTAL

NAMES OF  
CITIES AND  
TOWNSHIPS

POLL  
TOTAL  
BOOK

CITY OF WARREN

37	37 * 067	258
35	35 * 068	225
29	29 * 069	194
34	34 * 070	184
34	34 * 071	225
27	27 * 072	150
07	07 * 072A	57
23	23 * 073	225
54	54 * 074	322
40	40 * 076	333
34	34 * 078	281
43	43 * 080	276
17	17 * 081	158
45	45 * 082	232
41	41 * 084	288
49	49 * 085	247
70	70 * 086	332
26	26 * 088	177
29	29 * 090	217
23	23 * 092	138
29	29 * 093	254
42	42 * 094	305
38	38 * 096	220
36	36 * 097	246
48	48 * 098	215
10	10 * 099	86
24	24 * 099A	246
28	28 * 100	145
36	36 * 101	184
23	23 * 102	187
25	25 * 103	183
61	61 * 105	289
52	52 * 106	294

STATEMENT OF VOTES, PRIMARY ELECTION  
TUESDAY, AUGUST 4, 1998  
PRECINCT BY PRECINCT REPORT

REPUBLICAN PARTY 10TH STATE SENATE DISTRICT

L	G	T		P	T
I	O	O		O	O
N	F	T	NAMES OF	L	T
D	F	A		L	A
A		L	CITIES AND	L	
				B	
R			TOWNSHIPS	O	
				O	
				K	

CITY OF CENTER LINE

68	68 * 001	309
35	35 * 002	200
39	39 * 003	234
30	30 * 004	161
34	34 * 005	242
74	74 * 901	482
280	280 TOTAL	1628

CITY OF EASTPOINTE

45	45 * 001	294
50	50 * 002	296
59	59 * 003	307
65	65 * 004	348
86	86 * 005	417
32	32 * 006	243
61	61 * 007	299
53	53 * 008	361
41	41 * 009	208
45	45 * 010	315
54	54 * 011	260
85	85 * 012	365
50	50 * 013	227
54	54 * 014	315
78	78 * 015A	344
00	00 * 015B	344
85	85 * 016	390
31	31 * 017	168
974	974 TOTAL	5501

STATEMENT OF VOTES, PRIMARY ELECTION  
 TUESDAY, AUGUST 4, 1998  
 PRECINCT BY PRECINCT REPORT

DEMOCRATIC PARTY

10TH STATE SENATE DISTRICT

A M  
 R I  
 T L  
 H L  
 U E  
 R R  
  
 J J  
 R

T  
 O  
 T  
 A  
 L

NAMES OF  
 CITIES AND  
 TOWNSHIPS

P T  
 O O  
 L T  
 L A  
 L  
 B  
 O  
 O  
 K

CITY OF CENTER LINE

171	171 * 001	309
119	119 * 002	200
148	148 * 003	234
93	93 * 004	161
153	153 * 005	242
311	311 * 901	482
995	995 TOTAL	1628

CITY OF EASTPOINTE

163	163 * 001	294
172	172 * 002	296
179	179 * 003	307
209	209 * 004	348
243	243 * 005	417
157	157 * 006	243
165	165 * 007	299
225	225 * 008	361
107	107 * 009	208
189	189 * 010	315
145	145 * 011	260
171	171 * 012	365
111	111 * 013	227
171	171 * 014	315
161	161 * 015A	344
00	00 * 015B	344
193	193 * 016	390
75	75 * 017	168
2836	2836 TOTAL	5501

STATEMENT OF VOTES, PRIMARY ELECTION  
TUESDAY, AUGUST 4, 1998  
PRECINCT BY PRECINCT REPORT

REPUBLICAN PARTY 10TH STATE SENATE DISTRICT

L	G	T		P	T
I	O	O		O	O
N	F	T	NAMES OF	L	T
D	F	A		L	A
A		L	CITIES AND		L
			TOWNSHIPS	B	
R				O	
				O	
				K	

CITY OF ROSEVILLE

39	39 * 001	227
50	50 * 002	249
68	68 * 003	416
86	86 * 004	378
79	79 * 005	434
42	42 * 007	231
67	67 * 008	397
70	70 * 009	330
38	38 * 010	182
56	56 * 011	310
61	61 * 012	312
53	53 * 013	281
33	33 * 014	226
105	105 * 015	513
70	70 * 016	549
44	44 * 017	245
109	109 * 018	477
30	30 * 019	211
57	57 * 020	329
73	73 * 022	350
68	68 * 023	342
1298	1298 TOTAL	6989

CITY OF WARREN

07	07 * 001	77
20	20 * 002	179
16	16 * 003	156
35	35 * 004	264
15	15 * 006	134
28	28 * 008	190
25	25 * 010	232
23	23 * 011	139

STATEMENT OF VOTES, PRIMARY ELECTION  
 TUESDAY, AUGUST 4, 1998  
 PRECINCT BY PRECINCT REPORT

DEMOCRATIC PARTY 10TH STATE SENATE DISTRICT

A M  
 R I  
 T L  
 H L  
 U E  
 R R  
  
 J J  
 R

T  
 O  
 T  
 A  
 L  
  
 NAMES OF  
 CITIES AND  
 TOWNSHIPS

P T  
 O O  
 L T  
 L A  
 L  
 B  
 O  
 O  
 K

CITY OF ROSEVILLE

146	146 * 001	227
147	147 * 002	249
250	250 * 003	416
211	211 * 004	378
251	251 * 005	434
148	148 * 007	231
252	252 * 008	397
194	194 * 009	330
108	108 * 010	182
203	203 * 011	310
171	171 * 012	312
173	173 * 013	281
135	135 * 014	226
302	302 * 015	513
356	356 * 016	549
153	153 * 017	245
232	232 * 018	477
121	121 * 019	211
190	190 * 020	329
206	206 * 022	350
186	186 * 023	342
4135	4135 TOTAL	6989

CITY OF WARREN

37	37 * 001	77
49	49 * 002	179
80	80 * 003	156
125	125 * 004	264
62	62 * 006	134
63	63 * 008	190
90	90 * 010	232
52	52 * 011	139

STATEMENT OF VOTES, PRIMARY ELECTION  
TUESDAY, AUGUST 4, 1998  
PRECINCT BY PRECINCT REPORT

REPUBLICAN PARTY

10TH STATE SENATE DISTRICT

L G  
I O  
N F  
D F  
A  
  
R

T  
O  
T  
A  
L

NAMES OF  
  
CITIES AND  
  
TOWNSHIPS

P T  
O O  
L T  
L A  
L  
  
B  
O  
O  
K

CITY OF WARREN

29	29 * 012	214
32	32 * 013	197
13	13 * 015	80
16	16 * 016	122
07	07 * 017	125
09	09 * 018	135
07	07 * 020	85
07	07 * 021	92
07	07 * 022	81
18	18 * 023	141
16	16 * 024	161
09	09 * 026	108
08	08 * 027	58
17	17 * 028	149
35	35 * 029	242
14	14 * 032	121
09	09 * 033	113
10	10 * 034	152
26	26 * 036	180
09	09 * 037	120
15	15 * 038	101
17	17 * 039	132
26	26 * 040	148
17	17 * 041	177
31	31 * 042	250
03	03 * 043	36
22	22 * 045	175
44	44 * 046	309
07	07 * 047	104
30	30 * 048	283
30	30 * 049	156
50	50 * 050	250
30	30 * 052	151

STATEMENT OF VOTES, PRIMARY ELECTION  
TUESDAY, AUGUST 4, 1998  
PRECINCT BY PRECINCT REPORT

DEMOCRATIC PARTY 10TH STATE SENATE DISTRICT

A M  
R I  
T L  
H L  
U E  
R R  
  
J J  
R

T  
O  
T  
A  
L  
  
NAMES OF  
CITIES AND  
TOWNSHIPS

P T  
O O  
L T  
L A  
L  
B  
O  
O  
K

CITY OF WARREN

75	75 * 012	214
85	85 * 013	197
34	34 * 015	80
51	51 * 016	122
53	53 * 017	125
42	42 * 018	135
29	29 * 020	85
34	34 * 021	92
32	32 * 022	81
69	69 * 023	141
69	69 * 024	161
47	47 * 026	108
23	23 * 027	58
51	51 * 028	149
100	100 * 029	242
53	53 * 032	121
46	46 * 033	113
55	55 * 034	152
69	69 * 036	180
46	46 * 037	120
42	42 * 038	101
44	44 * 039	132
51	51 * 040	148
78	78 * 041	177
110	110 * 042	250
15	15 * 043	36
64	64 * 045	175
139	139 * 046	309
50	50 * 047	104
124	124 * 048	283
74	74 * 049	156
94	94 * 050	250
52	52 * 052	151

STATEMENT OF VOTES, PRIMARY ELECTION  
 TUESDAY, AUGUST 4, 1998  
 PRECINCT BY PRECINCT REPORT

REPUBLICAN PARTY 10TH STATE SENATE DISTRICT

L G  
 I O  
 N F  
 D F  
 A  
 R

T  
 O  
 T NAMES OF  
 A CITIES AND  
 L TOWNSHIPS

P T  
 O O  
 L T  
 L A  
 L  
 B  
 O  
 O  
 K

CITY OF WARREN

34	34 * 053	289
12	12 * 055	142
35	35 * 056	232
51	51 * 058	305
39	39 * 060	265
21	21 * 061	232
33	33 * 062	217
30	30 * 063	193
44	44 * 064	276
20	20 * 066	187
33	33 * 067	258
37	37 * 068	225
24	24 * 069	194
37	37 * 070	184
36	36 * 071	225
30	30 * 072	150
08	08 * 072A	57
27	27 * 073	225
54	54 * 074	322
32	32 * 076	333
34	34 * 078	281
41	41 * 080	276
16	16 * 081	158
47	47 * 082	232
50	50 * 084	288
48	48 * 085	247
67	67 * 086	332
20	20 * 088	177
28	28 * 090	217
19	19 * 092	138
28	28 * 093	254
38	38 * 094	305
36	36 * 096	220



STATEMENT OF VOTES, PRIMARY ELECTION  
 TUESDAY, AUGUST 4, 1998  
 PRECINCT BY PRECINCT REPORT

DEMOCRATIC PARTY

10TH STATE SENATE DISTRICT

A M  
 R I  
 T L  
 H L  
 U E  
 R R  
  
 J J  
 R

T  
 O  
 T  
 A  
 L

NAMES OF  
 CITIES AND  
 TOWNSHIPS

P T  
 O O  
 L T  
 L A  
 L  
 B  
 O  
 O  
 K

CITY OF WARREN

121	121 * 053	289
58	58 * 055	142
92	92 * 056	232
121	121 * 058	305
97	97 * 060	265
79	79 * 061	232
79	79 * 062	217
76	76 * 063	193
122	122 * 064	276
54	54 * 066	187
75	75 * 067	258
89	89 * 068	225
91	91 * 069	194
69	69 * 070	184
86	86 * 071	225
45	45 * 072	150
21	21 * 072A	57
92	92 * 073	225
107	107 * 074	322
160	160 * 076	333
129	129 * 078	281
113	113 * 080	276
49	49 * 081	158
81	81 * 082	232
101	101 * 084	288
103	103 * 085	247
118	118 * 086	332
62	62 * 088	177
87	87 * 090	217
49	49 * 092	138
91	91 * 093	254
116	116 * 094	305
70	70 * 096	220

STATEMENT OF VOTES, PRIMARY ELECTION  
 TUESDAY , AUGUST 4, 1998  
 PRECINCT BY PRECINCT REPORT

REPUBLICAN PARTY

10TH STATE SENATE DISTRICT

L G  
 I O  
 N F  
 D F  
 A  
 R

T  
 O  
 T  
 A  
 L

NAMES OF  
 CITIES AND  
 TOWNSHIPS

P T  
 O O  
 L T  
 L A  
 L  
 B  
 O  
 O  
 K

CITY OF WARREN

34	34 * 097	246
44	44 * 098	215
08	08 * 099	86
22	22 * 099A	246
30	30 * 100	145
32	32 * 101	184
23	23 * 102	187
25	25 * 103	183
57	57 * 105	289
52	52 * 106	294
39	39 * 108	311
38	38 * 109	293
47	47 * 110	269
288	288 * 901	1138
44	44 * 902	266
44	44 * 903	211
83	83 * 904	382
389	389 * 905	1473
158	158 * 906	789
332	332 * 907	1424
590	590 * 908	1990
4277	4277 TOTAL	24576
6829	6829 * GRAND TOTAL	38694

STATEMENT OF VOTES, PRIMARY ELECTION  
 TUESDAY, AUGUST 4, 1998  
 PRECINCT BY PRECINCT REPORT

DEMOCRATIC PARTY

10TH STATE SENATE DISTRICT

A M  
 R I  
 T L  
 H L  
 U E  
 R R  
  
 J J  
 R

T  
 O  
 T  
 A  
 L  
  
 NAMES OF  
 CITIES AND  
 TOWNSHIPS

P T  
 O O  
 L T  
 L A  
 L  
 B  
 O  
 O  
 K

CITY OF WARREN

91	91 * 097	246
61	61 * 098	215
37	37 * 099	86
80	80 * 099A	246
56	56 * 100	145
74	74 * 101	184
77	77 * 102	187
83	83 * 103	183
113	113 * 105	289
78	78 * 106	294
113	113 * 108	311
103	103 * 109	293
82	82 * 110	269
659	659 * 901	1138
164	164 * 902	266
132	132 * 903	211
197	197 * 904	382
716	716 * 905	1473
483	483 * 906	789
780	780 * 907	1424
946	946 * 908	1990
10586	10586 TOTAL	24576
18552	18552 * GRAND TOTAL	38694

STATEMENT OF VOTES, PRIMARY ELECTION  
TUESDAY, AUGUST 4, 1998  
PRECINCT BY PRECINCT REPORT

REPUBLICAN PARTY

11TH STATE SENATE DISTRICT

J B  
O A  
S C  
E K  
P U  
H S  
  
A  
N  
T  
H  
O  
N  
Y

J B  
A R  
C A  
K N  
D  
E  
N  
B  
U  
R  
G

T  
O  
T  
A  
L

NAMES OF  
CITIES AND  
TOWNSHIPS

P T  
O O  
L T  
L A  
L  
B  
O  
O  
K

CITY OF MT. CLEMENS

04 05  
14 101  
13 51  
06 55  
02 21  
07 27  
08 44  
10 96  
03 31  
05 252

09 \* 001  
115 \* 002  
64 \* 003  
61 \* 004  
23 \* 005  
34 \* 006  
52 \* 008  
106 \* 009  
34 \* 010  
257 \* 901

225  
316  
206  
189  
150  
172  
174  
279  
84  
649

72 683

755

TOTAL

2444

CITY OF NEW BALTIMORE

05 53  
08 86  
17 143  
16 56  
09 74

58 \* 001  
94 \* 002  
160 \* 003  
72 \* 004  
83 \* 901

232  
299  
494  
217  
246

55 412

467

TOTAL

1488

CITY OF RICHMOND

14 80  
29 85

94 \* 001  
114 \* 002

270  
299

43 165

208

TOTAL

569

CITY OF ST CLAIR SHORES

84 316  
46 134  
46 100  
74 135

400 \* 001  
180 \* 002  
146 \* 005  
209 \* 006

865  
539  
549  
674

STATEMENT OF VOTES, PRIMARY ELECTION  
TUESDAY, AUGUST 4, 1998  
PRECINCT BY PRECINCT REPORT

DEMOCRATIC PARTY 11TH STATE SENATE DISTRICT

K D	J W	T	P T
E E	O A	O	O O
N B	D L	T	L T
N E	I D	A	L A
E A	E N	L	L
T U	N M		B
H S	Y E		O
S A	R		O
J A			K
E R			
T			

CITY OF MT. CLEMENS

163	30	193 * 001	225
132	40	172 * 002	316
88	30	118 * 003	206
85	23	108 * 004	189
81	26	107 * 005	150
93	26	119 * 006	172
77	24	101 * 008	174
118	19	137 * 009	279
35	06	41 * 010	84
264	21	285 * 901	649
1136	245	1381	TOTAL 2444

CITY OF NEW BALTIMORE

94	22	116 * 001	232
103	23	126 * 002	299
183	32	215 * 003	494
65	23	88 * 004	217
106	14	120 * 901	246
551	114	665	TOTAL 1488

CITY OF RICHMOND

103	24	127 * 001	270
113	17	130 * 002	299
216	41	257	TOTAL 569

CITY OF ST CLAIR SHORES

217	61	278 * 001	865
170	44	214 * 002	539
232	30	262 * 005	549
223	53	276 * 006	674

STATEMENT OF VOTES, PRIMARY ELECTION  
TUESDAY, AUGUST 4, 1998  
PRECINCT BY PRECINCT REPORT

REPUBLICAN PARTY

11TH STATE SENATE DISTRICT

J B	J B	T	P T
O A	A R	O	O O
S C	C A	T	L T
E K	K N	A	L A
P U	D	L	L
H S	E		B
	N		O
A	B		O
N	U		K
T	R		
H	G		
O			
N			
Y			

CITY OF ST CLAIR SHORES

23	88	111 * 008	379
27	38	65 * 009	277
46	172	218 * 010	759
51	227	278 * 012	781
57	172	229 * 014	665
36	153	189 * 016	579
63	129	192 * 017	610
37	146	183 * 018	587
19	58	77 * 019	296
20	77	97 * 021	295
54	202	256 * 022	732
23	92	115 * 024	376
33	96	129 * 025	443
36	134	170 * 026	482
37	201	238 * 027	778
17	115	132 * 029	540
34	83	117 * 032	319
15	101	116 * 035	318
49	131	180 * 036	542
41	113	154 * 041	512
38	86	124 * 042	398
1006	3299	4305	TOTAL 13295

CHESTERFIELD TOWNSHIP

15	70	85 * 001	265
19	142	161 * 002	357
22	60	82 * 003	246
07	52	59 * 004	149
17	103	120 * 005	354
06	62	68 * 006	200
14	69	83 * 007	215
14	65	79 * 008	277

STATEMENT OF VOTES, PRIMARY ELECTION  
TUESDAY, AUGUST 4, 1998  
PRECINCT BY PRECINCT REPORT

DEMOCRATIC PARTY

11TH STATE SENATE DISTRICT

K D J W  
E E O A  
N B D L  
N E I D  
E A E N  
T U N M  
H S Y  
S Y  
J A E  
E R  
T

T  
O  
T A L  
CITIES AND  
TOWNSHIPS

P T  
O O  
L T  
L A  
L  
B  
O  
O  
K

CITY OF ST CLAIR SHORES

148	35	183 * 008	379
110	27	137 * 009	277
260	49	309 * 010	759
247	63	310 * 012	781
218	57	275 * 014	665
191	67	258 * 016	579
234	40	274 * 017	610
168	43	211 * 018	587
113	29	142 * 019	296
108	28	136 * 021	295
236	65	301 * 022	732
128	43	171 * 024	376
154	41	195 * 025	443
146	46	192 * 026	482
260	56	316 * 027	778
229	51	280 * 029	540
111	28	139 * 032	319
89	43	132 * 035	318
178	44	222 * 036	542
180	42	222 * 041	512
133	41	174 * 042	398
4483	1126	5609	TOTAL 13295

CHESTERFIELD TOWNSHIP

115	29	144 * 001	265
145	22	167 * 002	357
108	22	130 * 003	246
59	09	68 * 004	149
170	23	193 * 005	354
97	13	110 * 006	200
84	20	104 * 007	215
141	20	161 * 008	277

STATEMENT OF VOTES, PRIMARY ELECTION  
 TUESDAY, AUGUST 4, 1998  
 PRECINCT BY PRECINCT REPORT

REPUBLICAN PARTY

11TH STATE SENATE DISTRICT

J O S E P H  A N T H O N Y	B A S C K U S  A R C A N D E N B U R G	T O T A L	NAMES OF  CITIES AND  TOWNSHIPS	P T O O L T A L  B O O K
---	---	-----------------------	---	--

CHESTERFIELD TOWNSHIP

15	64	79 * 009	229
10	134	144 * 010	331
16	76	92 * 011	290
11	50	61 * 012	186
09	36	45 * 013	114
00	35	35 * 014	131
06	22	28 * 015	75
181	1040	1221	TOTAL 3419

CLINTON TOWNSHIP

55	303	358 * 001	882
09	58	67 * 002	220
18	63	81 * 003	292
08	82	90 * 004	343
00	04	04 * 005	147
29	132	161 * 006	438
17	78	95 * 007	328
14	107	121 * 008	334
12	65	77 * 009	241
32	233	265 * 010	603
16	77	93 * 011	349
06	61	67 * 012	217
15	52	67 * 013	261
10	37	47 * 014	210
17	113	130 * 015	410
20	108	128 * 016	308
19	88	107 * 017	394
13	113	126 * 018	356
25	184	209 * 019	413
09	35	44 * 020	237
15	106	121 * 021	378
15	99	114 * 022	305



STATEMENT OF VOTES PRIMARY ELECTION  
TUESDAY AUGUST 4, 1998  
PRECINCT BY PRECINCT REPORT

DEMOCRATIC PARTY

11TH STATE SENATE DISTRICT

K D  
E E  
N B  
N E  
E A  
T U  
H S  
S A  
J A  
E R  
T

J W  
O A  
D L  
I D  
E N  
M Y  
E R

T  
O  
T  
A  
L

NAMES OF  
CITIES AND  
TOWNSHIPS

P T  
O O  
L T  
L A  
L  
B  
O  
O  
K

CHESTERFIELD TOWNSHIP

104	23	127 * 009	229
122	29	151 * 010	331
136	29	165 * 011	290
76	31	107 * 012	186
47	11	58 * 013	114
60	21	81 * 014	131
24	14	38 * 015	75
1488	316	1804	TOTAL 3419

CLINTON TOWNSHIP

262	78	340 * 001	882
80	21	101 * 002	220
120	38	158 * 003	292
124	53	177 * 004	343
66	21	87 * 005	147
168	33	201 * 006	438
136	34	170 * 007	328
123	31	154 * 008	334
92	28	120 * 009	241
163	55	218 * 010	603
137	36	173 * 011	349
91	25	116 * 012	217
99	33	132 * 013	261
78	28	106 * 014	210
138	47	185 * 015	410
72	37	109 * 016	308
146	40	186 * 017	394
112	50	162 * 018	356
100	22	122 * 019	413
101	34	135 * 020	237
158	43	201 * 021	378
100	33	133 * 022	305

STATEMENT OF VOTES, PRIMARY ELECTION  
 TUESDAY, AUGUST 4, 1998  
 PRECINCT BY PRECINCT REPORT

REPUBLICAN PARTY 11TH STATE SENATE DISTRICT

J O S E P H  A N T H O N Y	B A S C K U S  A R C A N D E N B U R G	T O T A L	NAMES OF  CITIES AND  TOWNSHIPS	P T O O L T A L  B O O K
---	---	-----------------------	---	--

CLINTON TOWNSHIP

39	187	226 * 023	572
27	129	156 * 024	374
18	100	118 * 025	413
23	155	178 * 026	544
18	101	119 * 030	365
06	43	49 * 031	200
17	155	172 * 032	315
19	144	163 * 033	495
69	174	243 * 035	759
22	96	118 * 036	352
33	138	171 * 037	565
41	283	324 * 038	746
34	156	190 * 039	568
11	71	82 * 040	220
21	72	93 * 041	316
38	136	174 * 042	409
04	53	57 * 043	148
35	154	189 * 044	417
25	155	180 * 045	420
22	186	208 * 046	396
896	4886	5782	TOTAL 16260

HARRISON TOWNSHIP

36	104	140 * 001	378
12	50	62 * 002	172
21	64	85 * 003	275
43	173	216 * 004	464
52	243	295 * 005	537
26	105	131 * 006	293
39	189	228 * 007	532
01	14	15 * 008	86
27	149	176 * 009	363

STATEMENT OF VOTES PRIMARY ELECTION  
 TUESDAY AUGUST 4, 1998  
 PRECINCT BY PRECINCT REPORT

DEMOCRATIC PARTY

11TH STATE SENATE DISTRICT

K D	J W	T		P T
E E	O A	O		O O
N B	D L	T	NAMES OF	L T
N E	I D	A		L A
E A	E N	L	CITIES AND	L
T U	N M		TOWNSHIPS	B
H S	M Y			O
S	Y E			O
J A	E R			K
E R				
T				

CLINTON TOWNSHIP

197	40	237 *	023	572
101	31	132 *	024	374
161	45	206 *	025	413
190	48	238 *	026	544
156	43	199 *	030	365
71	24	95 *	031	200
75	19	94 *	032	315
185	50	235 *	033	495
271	73	344 *	035	759
118	29	147 *	036	352
226	38	264 *	037	565
220	37	257 *	038	746
195	51	246 *	039	568
71	23	94 *	040	220
118	35	153 *	041	316
125	38	163 *	042	409
49	12	61 *	043	148
115	29	144 *	044	417
121	21	142 *	045	420
84	28	112 *	046	396
5515	1534	7049	TOTAL	16260

HARRISON TOWNSHIP

137	27	164 *	001	378
51	18	69 *	002	172
108	20	128 *	003	275
130	28	158 *	004	464
121	20	141 *	005	537
92	17	109 *	006	293
178	36	214 *	007	532
34	12	46 *	008	86
88	16	104 *	009	363

STATEMENT OF VOTES, PRIMARY ELECTION  
TUESDAY, AUGUST 4, 1998  
PRECINCT BY PRECINCT REPORT

REPUBLICAN PARTY

11TH STATE SENATE DISTRICT

J B  
O A  
S C  
E K  
P U  
H S  
  
A  
N  
T  
H  
O  
N  
Y

J B  
A R  
C A  
K N  
D E  
N B  
U R  
G

T  
O  
T  
A  
L

NAMES OF  
CITIES AND  
TOWNSHIPS

P T  
O O  
L T  
L A  
L  
B  
O  
O  
K

HARRISON TOWNSHIP

10 101  
28 103  
09 30

111 \* 010  
131 \* 011  
39 \* 012

277  
298  
129

304 1325

1629 TOTAL 3804

LAKE TOWNSHIP

09 08

17 \* 001

26

09 08

17

TOTAL 26

LENOX TOWNSHIP

15 60  
09 50  
15 50

75 \* 001  
59 \* 002  
65 \* 901

293  
275  
165

39 160

199 TOTAL 733

2605 11978

14583 \* GRAND TOTAL 42038

STATEMENT OF VOTES, PRIMARY ELECTION  
 TUESDAY, AUGUST 4, 1998  
 PRECINCT BY PRECINCT REPORT

DEMOCRATIC PARTY 11TH STATE SENATE DISTRICT

K D	J W	T	P T
E E	O A	O	O O
N B	D L	T	L T
N E	I D	A	L A
E A	E	L	L
T U	N		B
H S	M		O
S	Y		O
J A	E		K
E	R		
R			
T			

HARRISON TOWNSHIP

90	20	110 * 010	277
106	28	134 * 011	298
36	10	46 * 012	129
1171	252	1423	TOTAL 3804

LAKE TOWNSHIP

03	04	07 * 001	26
03	04	07	TOTAL 26

LENOX TOWNSHIP

118	28	146 * 001	293
119	36	155 * 002	275
70	16	86 * 901	165
307	80	387	TOTAL 733

14870	3712	18582 *	GRAND TOTAL 42038
-------	------	---------	-------------------

STATEMENT OF VOTES, PRIMARY ELECTION  
 TUESDAY, AUGUST 4, 1998  
 PRECINCT BY PRECINCT REPORT

REPUBLICAN PARTY

12TH STATE SENATE DISTRICT

M A R I A	C A R R I L	G L E N K I N S	H A S E E	D A V E E	J A Y E	D O N A T E	L A M O N T E	K E N N S O N	N E L S O N	T O T A L	NAMES OF CITIES AND TOWNSHIPS	P O L L A R B O O K
-----------------------	----------------------------	--------------------------------------	-----------------------	-----------------------	------------------	----------------------------	---------------------------------	---------------------------------	----------------------------	-----------------------	-------------------------------------	--

CITY OF FRASER

42	01	57	02	09	111 * 001	311
83	04	115	04	04	210 * 002	455
38	04	73	03	04	122 * 003	347
39	01	83	04	03	130 * 004	401
37	01	74	05	07	124 * 005	385
55	04	121	03	05	188 * 006	452
32	00	47	03	02	84 * 007	249
119	03	190	06	11	329 * 901	673
445	18	760	30	45	1298	TOTAL 3273

CITY OF MEMPHIS

13	04	32	04	02	55 * 001	138
13	04	32	04	02	55	TOTAL 138

CITY OF STERLING HGTS

57	03	103	04	17	184 * 001	420
61	02	116	07	12	198 * 002	458
59	05	119	08	19	210 * 003	483
52	01	125	05	11	194 * 004	465
100	07	231	12	20	370 * 005	766
60	04	108	14	11	197 * 006	413
16	01	37	01	08	63 * 007	129
27	01	59	04	02	93 * 008	180
78	04	122	06	17	227 * 009	417
23	01	82	07	11	124 * 010	266
65	02	173	13	09	262 * 011	527
49	07	93	03	16	168 * 012	392
46	04	90	05	09	154 * 013	351
44	01	122	04	11	182 * 014	364
62	03	108	04	13	190 * 015	354
49	01	60	05	10	125 * 016	315

STATEMENT OF VOTES, PRIMARY ELECTION  
TUESDAY, AUGUST 4, 1998  
PRECINCT BY PRECINCT REPORT

DEMOCRATIC PARTY 12TH STATE SENATE DISTRICT

D K  
I E  
C N  
K N  
E  
D  
Y

T  
O  
T  
A  
L

NAMES OF  
CITIES AND  
TOWNSHIPS

P T  
O O  
L T  
L A  
L  
B  
O  
O  
K

CITY OF FRASER

66	66 * 001	311
86	86 * 002	455
113	113 * 003	347
103	103 * 004	401
111	111 * 005	385
84	84 * 006	452
74	74 * 007	249
222	222 * 901	673
859	859 TOTAL	3273

CITY OF MEMPHIS

30	30 * 001	138
30	30 TOTAL	138

CITY OF STERLING HGTS

153	153 * 001	420
176	176 * 002	458
178	178 * 003	483
168	168 * 004	465
241	241 * 005	766
123	123 * 006	413
37	37 * 007	129
58	58 * 008	180
89	89 * 009	417
89	89 * 010	266
160	160 * 011	527
138	138 * 012	392
136	136 * 013	351
115	115 * 014	364
112	112 * 015	354
116	116 * 016	315

STATEMENT OF VOTES, PRIMARY ELECTION  
TUESDAY, AUGUST 4, 1998  
PRECINCT BY PRECINCT REPORT

REPUBLICAN PARTY

12TH STATE SENATE DISTRICT

M A R I A	C A R R I L A	G L E N K I N S	H A S V E E	D A V E E	J A Y E	D O N A T E	L A M O N T E	K E N N L S O N	T O T A L	NAMES OF CITIES AND TOWNSHIPS	P O L L E D B O O K
-----------------------	---------------------------------	--------------------------------------	----------------------------	-----------------------	------------------	----------------------------	---------------------------------	--------------------------------------	-----------------------	-------------------------------------	--

CITY OF STERLING HGTS

58	00	109	04	22	193	*	017	389
46	01	77	04	16	144	*	018	338
57	05	107	01	06	176	*	019	368
79	02	163	04	18	266	*	020	548
53	01	93	06	15	168	*	021	348
39	01	64	02	09	115	*	022	246
45	01	63	01	09	119	*	023	232
51	02	68	01	09	131	*	024	277
48	01	131	02	07	189	*	025	366
63	01	110	06	12	192	*	026	418
49	00	73	05	07	134	*	027	263
97	00	118	05	14	234	*	028	481
54	02	62	05	07	130	*	029	264
58	00	92	01	13	164	*	030	267
77	01	91	08	14	191	*	031	357
71	02	114	06	27	220	*	032	397
70	03	94	10	13	190	*	033	340
80	02	132	14	18	246	*	034	511
28	00	57	01	10	96	*	035	256
18	01	39	03	02	63	*	036	185
35	02	80	03	14	134	*	037	249
46	01	72	01	11	131	*	038	277
44	01	54	03	09	111	*	039	245
96	04	138	12	18	268	*	040	526
75	01	103	07	17	203	*	041	365
25	02	38	04	08	77	*	042	192
67	01	104	03	17	192	*	043	422
27	02	29	01	04	63	*	044	144
69	03	113	07	25	217	*	045	390
38	01	75	04	06	124	*	046	277
37	02	61	02	09	111	*	047	275
71	04	85	06	09	175	*	048	311
86	03	139	02	26	256	*	049	454



STATEMENT OF VOTES, PRIMARY ELECTION  
 TUESDAY, AUGUST 4, 1998  
 PRECINCT BY PRECINCT REPORT

DEMOCRATIC PARTY 12TH STATE SENATE DISTRICT

D K  
 I E  
 C N  
 K N  
 E  
 D  
 Y

T  
 O  
 T  
 A  
 L

NAMES OF  
 CITIES AND  
 TOWNSHIPS

P T  
 O O  
 L T  
 L A  
 L  
 B  
 O  
 O  
 K

CITY OF STERLING HGTS

105	105 * 017	389
112	112 * 018	338
124	124 * 019	368
155	155 * 020	548
108	108 * 021	348
86	86 * 022	246
77	77 * 023	232
103	103 * 024	277
102	102 * 025	366
140	140 * 026	418
77	77 * 027	263
155	155 * 028	481
83	83 * 029	264
61	61 * 030	267
100	100 * 031	357
103	103 * 032	397
87	87 * 033	340
161	161 * 034	511
110	110 * 035	256
91	91 * 036	185
68	68 * 037	249
82	82 * 038	277
89	89 * 039	245
176	176 * 040	526
113	113 * 041	365
74	74 * 042	192
149	149 * 043	422
49	49 * 044	144
105	105 * 045	390
98	98 * 046	277
103	103 * 047	275
86	86 * 048	311
130	130 * 049	454

STATEMENT OF VOTES, PRIMARY ELECTION  
 TUESDAY, AUGUST 4, 1998  
 PRECINCT BY PRECINCT REPORT

REPUBLICAN PARTY 12TH STATE SENATE DISTRICT

M C	G H	D J	D L	K N	T		P T
A A	L A	A A	O A	E E	O		O O
R R	E S	V Y	N M	N L	T	NAMES OF	L T
I L	N K	E E	N O	S	A		L A
A	N I		A T	O	L	CITIES AND	L
	S		T	N		TOWNSHIPS	B
			E				O
							O
							K

---

						CITY OF STERLING HGTS	
38	03	62	03	16	122 * 050		222
30	03	94	09	07	143 * 051		277
13	01	35	01	01	51 * 052		84
2786	107	4887	259	641	8680	TOTAL	17861
						CITY OF UTICA	
23	01	41	02	01	68 * 001		126
66	01	94	02	09	172 * 002		278
31	00	31	02	03	67 * 003		162
53	01	83	02	04	143 * 901		270
173	03	249	08	17	450	TOTAL	836
						ARMADA TOWNSHIP	
110	08	158	11	11	298 * 001		481
65	04	94	03	04	170 * 002		264
175	12	252	14	15	468	TOTAL	745
						BRUCE TOWNSHIP	
58	04	57	01	06	126 * 001		217
103	03	160	07	09	282 * 002		437
33	00	70	03	01	107 * 003		198
98	03	183	02	04	290 * 901		413
292	10	470	13	20	805	TOTAL	1265
						MACOMB TOWNSHIP	
54	01	116	02	09	182 * 001		321
74	02	158	02	14	250 * 002		515
15	02	23	01	01	42 * 003		111
101	04	110	06	06	227 * 004		450

STATEMENT OF VOTES, PRIMARY ELECTION  
 TUESDAY, AUGUST 4, 1998  
 PRECINCT BY PRECINCT REPORT

DEMOCRATIC PARTY 12TH STATE SENATE DISTRICT

D I C K E N E D Y	T O T A L	NAMES OF CITIES AND TOWNSHIPS	P T O O L T A L B O O K
-----			
CITY OF STERLING HGTS			
61	61 * 050		222
75	75 * 051		277
23	23 * 052		84
5710	5710	TOTAL	17861
CITY OF UTICA			
42	42 * 001		126
78	78 * 002		278
63	63 * 003		162
68	68 * 901		270
251	251	TOTAL	836
ARMADA TOWNSHIP			
134	134 * 001		481
54	54 * 002		264
188	188	TOTAL	745
BRUCE TOWNSHIP			
61	61 * 001		217
92	92 * 002		437
53	53 * 003		198
77	77 * 901		413
283	283	TOTAL	1265
MACOMB TOWNSHIP			
78	78 * 001		321
171	171 * 002		515
42	42 * 003		111
145	145 * 004		450

STATEMENT OF VOTES, PRIMARY ELECTION  
 TUESDAY, AUGUST 4, 1998  
 PRECINCT BY PRECINCT REPORT

REPUBLICAN PARTY

12TH STATE SENATE DISTRICT

M C	G H	D J	D L	K N	T		P T
A A	L A	A A	O A	E E	O		O O
R R	E S	V Y	N M	N L	T	NAMES OF	L T
I L	N K	E E	N O	S	A	CITIES AND	L A
A	N I		A T	O	L	TOWNSHIPS	L
	N		T	N			B
	S		E				O
							O
							K

MACOMB TOWNSHIP

63	04	106	04	07	184 * 005	377
48	00	105	05	07	165 * 006	301
83	06	122	07	04	222 * 007	417
49	02	115	06	02	174 * 008	381
62	02	96	03	04	167 * 009	288
38	01	47	03	05	94 * 010	275
26	00	49	03	00	78 * 011	123
17	03	56	01	03	80 * 012	143
48	01	45	02	02	98 * 013	207
49	07	74	07	02	139 * 014	267
111	05	196	08	13	333 * 015	592
08	01	13	00	01	23 * 016	40
40	03	55	04	05	107 * 017	214
15	01	38	03	02	59 * 018	151
901	45	1524	67	87	2624	TOTAL 5173

RAY TOWNSHIP

53	00	61	00	02	116 * 001	211
41	01	92	04	00	138 * 002	280
29	01	34	03	00	67 * 901	100
123	02	187	07	02	321	TOTAL 591

RICHMOND TOWNSHIP

91	07	109	03	06	216 * 001	366
91	07	109	03	06	216	TOTAL 366

SHELBY TOWNSHIP

96	04	185	06	06	297 * 001	473
112	06	242	06	17	383 * 002	611
28	01	90	00	05	124 * 003	297

STATEMENT OF VOTES, PRIMARY ELECTION  
 TUESDAY, AUGUST 4, 1998  
 PRECINCT BY PRECINCT REPORT

DEMOCRATIC PARTY 12TH STATE SENATE DISTRICT

D K  
 I E  
 C N  
 K N  
 E  
 D  
 Y

T  
 O  
 T A  
 L  
 N A M E S O F  
 C I T I E S A N D  
 T O W N S H I P S

P T  
 O O  
 L T  
 L A  
 L  
 B  
 O  
 O  
 K

MACOMB TOWNSHIP

133	133 * 005	377
91	91 * 006	301
110	110 * 007	417
150	150 * 008	381
83	83 * 009	288
150	150 * 010	275
34	34 * 011	123
34	34 * 012	143
56	56 * 013	207
66	66 * 014	267
150	150 * 015	592
14	14 * 016	40
79	79 * 017	214
71	71 * 018	151
1657	1657 TOTAL	5173

RAY TOWNSHIP

42	42 * 001	211
47	47 * 002	280
19	19 * 901	100
108	108 TOTAL	591

RICHMOND TOWNSHIP

102	102 * 001	366
102	102 TOTAL	366

SHELBY TOWNSHIP

77	77 * 001	473
131	131 * 002	611
90	90 * 003	297

STATEMENT OF VOTES, PRIMARY ELECTION  
 TUESDAY, AUGUST 4, 1998  
 PRECINCT BY PRECINCT REPORT

REPUBLICAN PARTY 12TH STATE SENATE DISTRICT

M C	G H	D J	D L	K N	T		P T
A A	L A	A A	O A	E E	O		O O
R R	E S	V Y	N M	N L	T	NAMES OF	L T
I L	N K	E E	N O	S	A	CITIES AND	L A
A	N I		A T	O	L	TOWNSHIPS	L
	S		T	N			B
			E				O
							O
							K

SHELBY TOWNSHIP

74	02	144	03	05	228 * 004	404
64	02	138	01	08	213 * 005	380
30	01	50	06	01	88 * 006	250
52	02	134	00	07	195 * 007	353
77	03	140	05	00	225 * 008	353
49	00	56	03	03	111 * 009	231
57	04	110	02	06	179 * 010	312
53	07	85	07	00	152 * 011	324
110	02	178	06	06	302 * 012	445
61	01	112	04	03	181 * 013	305
59	02	112	02	04	179 * 014	295
70	00	112	02	07	191 * 015	320
144	05	249	08	08	414 * 016	672
34	00	49	03	00	86 * 017	141
48	02	147	08	10	215 * 018	326
74	01	120	00	02	197 * 019	297
23	01	38	01	05	68 * 020	159
13	02	30	03	02	50 * 021	103
98	05	145	05	10	263 * 022	437
101	05	167	10	03	286 * 023	460
129	04	177	05	13	328 * 024	500
99	00	138	09	09	255 * 025	368
125	06	219	03	01	354 * 026	652
37	03	113	02	09	164 * 027	370
129	03	280	08	12	432 * 028	764
2046	74	3760	118	162	6160	TOTAL 10602

WASHINGTON TOWNSHIP

75	00	61	01	05	142 * 001	276
50	01	70	01	06	128 * 002	258
68	02	125	03	01	199 * 003	313
51	05	88	04	03	151 * 004	310

STATEMENT OF VOTES, PRIMARY ELECTION  
TUESDAY, AUGUST 4, 1998  
PRECINCT BY PRECINCT REPORT

DEMOCRATIC PARTY 12TH STATE SENATE DISTRICT

D K  
I E  
C N  
K N  
E D  
Y

T  
O  
T A L  
NAMES OF  
CITIES AND  
TOWNSHIPS

P T  
O O  
L T  
L A  
L  
B  
O  
O  
K

SHELBY TOWNSHIP

79	79 * 004	404
83	83 * 005	380
90	90 * 006	250
86	86 * 007	353
67	67 * 008	353
62	62 * 009	231
67	67 * 010	312
94	94 * 011	324
77	77 * 012	445
71	71 * 013	305
58	58 * 014	295
61	61 * 015	320
143	143 * 016	672
25	25 * 017	141
56	56 * 018	326
43	43 * 019	297
60	60 * 020	159
27	27 * 021	103
82	82 * 022	437
90	90 * 023	460
73	73 * 024	500
59	59 * 025	368
189	189 * 026	652
109	109 * 027	370
181	181 * 028	764
2330	2330 TOTAL	10602

WASHINGTON TOWNSHIP

59	59 * 001	276
48	48 * 002	258
48	48 * 003	313
78	78 * 004	310

STATEMENT OF VOTES, PRIMARY ELECTION  
 TUESDAY, AUGUST 4, 1998  
 PRECINCT BY PRECINCT REPORT

REPUBLICAN PARTY

12TH STATE SENATE DISTRICT

M C	G H	D J	D L	K N	T		P T
A A	L A	A A	O A	E E	O		O O
R R	E S	V Y	N M	N L	T	NAMES OF	L T
I L	N K	E E	N O	S	A	CITIES AND	L A
A	N I		A T	O	L	TOWNSHIPS	L
	N S		T E	N			B
							O
							O
							K

WASHINGTON TOWNSHIP

88	04	82	04	02	180	* 005	303
105	02	152	04	12	275	* 006	472
88	01	116	04	12	221	* 008	409
118	02	178	07	06	311	* 901	484
643	17	872	28	47	1607	TOTAL	2825
7688	299	13102	551	1044	22684	* GRAND TOTAL	43675



STATEMENT OF VOTES, PRIMARY ELECTION  
TUESDAY, AUGUST 4, 1998  
PRECINCT BY PRECINCT REPORT

DEMOCRATIC PARTY 12TH STATE SENATE DISTRICT

D K  
I E  
C N  
K N  
E  
D  
Y

T  
O  
T  
A  
L

NAMES OF  
CITIES AND  
TOWNSHIPS

P T  
O O  
L T  
L A  
L  
B  
O  
O  
K

WASHINGTON TOWNSHIP

36	36 * 005	303
80	80 * 006	472
74	74 * 008	409
129	129 * 901	484
552	552 TOTAL	2825
12070	12070 * GRAND TOTAL	43675

STATEMENT OF VOTES, PRIMARY ELECTION  
 TUESDAY, AUGUST 4, 1998  
 PRECINCT BY PRECINCT REPORT

REPUBLICAN PARTY

26TH STATE REPRESENTATIVE

B U  
 A R  
 R B  
 B A  
 A N  
 R  
 A  
 C

T  
 O  
 T  
 A  
 L

NAMES OF  
 CITIES AND  
 TOWNSHIPS

P T  
 O O  
 L T  
 L A  
 L  
 B  
 O  
 O  
 K

CITY OF ST CLAIR SHORES

338	338 * 001	865
141	141 * 002	539
115	115 * 005	549
178	178 * 006	674
89	89 * 008	379
48	48 * 009	277
155	155 * 010	759
220	220 * 012	781
179	179 * 014	665
156	156 * 016	579
160	160 * 017	610
157	157 * 018	587
65	65 * 019	296
71	71 * 021	295
202	202 * 022	732
92	92 * 024	376
97	97 * 025	443
142	142 * 026	482
115	115 * 029	540
98	98 * 032	319
88	88 * 035	318
153	153 * 036	542
137	137 * 041	512
102	102 * 042	398
3298	3298 TOTAL	12517

HARRISON TOWNSHIP

111	111 * 001	378
59	59 * 002	172
68	68 * 003	275
168	168 * 004	464
227	227 * 005	537

STATEMENT OF VOTES, PRIMARY ELECTION  
 TUESDAY, AUGUST 4, 1998  
 PRECINCT BY PRECINCT REPORT

DEMOCRATIC PARTY

26TH STATE REPRESENTATIVE

W C  
 I A  
 L L  
 L L  
 I A  
 A H  
 M A  
 N

T  
 O  
 T A  
 L  
 NAMES OF  
 CITIES AND  
 TOWNSHIPS

P T  
 O O  
 L T  
 L A  
 L  
 B  
 O  
 O  
 K

CITY OF ST CLAIR SHORES

258	258 * 001	865
210	210 * 002	539
261	261 * 005	549
274	274 * 006	674
164	164 * 008	379
136	136 * 009	277
329	329 * 010	759
312	312 * 012	781
263	263 * 014	665
247	247 * 016	579
263	263 * 017	610
209	209 * 018	587
144	144 * 019	296
131	131 * 021	295
294	294 * 022	732
162	162 * 024	376
177	177 * 025	443
202	202 * 026	482
256	256 * 029	540
126	126 * 032	319
115	115 * 035	318
221	221 * 036	542
236	236 * 041	512
158	158 * 042	398
5148	5148 TOTAL	12517

HARRISON TOWNSHIP

142	142 * 001	378
59	59 * 002	172
98	98 * 003	275
118	118 * 004	464
118	118 * 005	537

STATEMENT OF VOTES, PRIMARY ELECTION  
TUESDAY, AUGUST 4, 1998  
PRECINCT BY PRECINCT REPORT

REPUBLICAN PARTY

26TH STATE REPRESENTATIVE

B U  
A R  
R B  
B A  
A N  
R A  
C

T  
O  
T  
A  
L

NAMES OF  
CITIES AND  
TOWNSHIPS

P T  
O O  
L T  
L A  
L  
B  
O  
O  
K

HARRISON TOWNSHIP

97	97 * 006	293
177	177 * 007	532
11	11 * 008	86
134	134 * 009	363
97	97 * 010	277
108	108 * 011	298
31	31 * 012	129
1288	1288 TOTAL	3804

LAKE TOWNSHIP

15	15 * 001	26
15	15 TOTAL	26
4601	4601 * GRAND TOTAL	16347

STATEMENT OF VOTES PRIMARY ELECTION  
TUESDAY AUGUST 4, 1998  
PRECINCT BY PRECINCT REPORT

DEMOCRATIC PARTY 26TH STATE REPRESENTATIVE

W C  
I A  
L L  
L L  
I A  
A H  
M A  
N

T  
O  
T A  
L  
  
NAMES OF  
CITIES AND  
TOWNSHIPS

P T  
O O  
L T  
L A  
L  
B  
O  
O  
K

HARRISON TOWNSHIP

85	85 * 006	293
175	175 * 007	532
37	37 * 008	86
82	82 * 009	363
96	96 * 010	277
109	109 * 011	298
39	39 * 012	129
1158	1158 TOTAL	3804

LAKE TOWNSHIP

05	05 * 001	26
05	05 TOTAL	26
6311	6311 * GRAND TOTAL	16347

STATEMENT OF VOTES, PRIMARY ELECTION  
TUESDAY, AUGUST 4, 1998  
PRECINCT BY PRECINCT REPORT

REPUBLICAN PARTY

27TH STATE REPRESENTATIVE

P P  
H I  
I T  
L T  
I E  
P R  
S  
F

T  
O  
T  
A  
L

NAMES OF  
CITIES AND  
TOWNSHIPS

P T  
O O  
L T  
L A  
L  
B  
O  
O  
K

CITY OF EASTPOINTE

45	45 * 001	294
47	47 * 002	296
54	54 * 003	307
64	64 * 004	348
76	76 * 005	417
32	32 * 006	243
56	56 * 007	299
54	54 * 008	361
39	39 * 009	208
46	46 * 010	315
52	52 * 011	260
87	87 * 012	365
50	50 * 013	227
54	54 * 014	315
71	71 * 015A	344
00	00 * 015B	344
83	83 * 016	390
30	30 * 017	168
940	940 TOTAL	5501

CITY OF ROSEVILLE

36	36 * 001	227
48	48 * 002	249
67	67 * 003	416
82	82 * 004	378
77	77 * 005	434
38	38 * 007	231
62	62 * 008	397
59	59 * 009	330
35	35 * 010	182
55	55 * 011	310
58	58 * 012	312

STATEMENT OF VOTES PRIMARY ELECTION  
TUESDAY AUGUST 4, 1998  
PRECINCT BY PRECINCT REPORT

DEMOCRATIC PARTY 27TH STATE REPRESENTATIVE

L E O R D E	L A O N D E	M I C H A E L S K I	S W I T A E L S K I	T O T A L	NAMES OF CITIES AND TOWNSHIPS	P O L L A R B O O K
----------------------------	----------------------------	--	--	-----------------------	-------------------------------------	--

CITY OF EASTPOINTE

131	88	219 * 001	294
99	106	205 * 002	296
100	118	218 * 003	307
117	131	248 * 004	348
132	152	284 * 005	417
94	92	186 * 006	243
89	113	202 * 007	299
146	131	277 * 008	361
72	63	135 * 009	208
114	117	231 * 010	315
95	69	164 * 011	260
109	135	244 * 012	365
65	71	136 * 013	227
98	119	217 * 014	315
115	116	231 * 015A	344
00	00	00 * 015B	344
123	118	241 * 016	390
51	68	119 * 017	168
1750	1807	3557	5501
		TOTAL	

CITY OF ROSEVILLE

66	103	169 * 001	227
52	118	170 * 002	249
128	160	288 * 003	416
65	185	250 * 004	378
105	189	294 * 005	434
55	113	168 * 007	231
104	170	274 * 008	397
43	174	217 * 009	330
39	87	126 * 010	182
57	161	218 * 011	310
52	154	206 * 012	312

STATEMENT OF VOTES, PRIMARY ELECTION  
 TUESDAY, AUGUST 4, 1998  
 PRECINCT BY PRECINCT REPORT

REPUBLICAN PARTY 27TH STATE REPRESENTATIVE

P H I L I P P S F	T O T A L	NAMES OF CITIES AND TOWNSHIPS	P T O O L L A L B O O K
---	-----------------------	-------------------------------------	--

CITY OF ROSEVILLE

49	49 * 013	281
34	34 * 014	226
101	101 * 015	513
64	64 * 016	549
38	38 * 017	245
103	103 * 018	477
28	28 * 019	211
59	59 * 020	329
72	72 * 022	350
64	64 * 023	342
1229	1229 TOTAL	6989

CITY OF ST CLAIR SHORES

197	197 * 027	778
197	197 TOTAL	778
2366	2366 * GRAND TOTAL	13268



STATEMENT OF VOTES PRIMARY ELECTION  
TUESDAY, AUGUST 4, 1998  
PRECINCT BY PRECINCT REPORT

DEMOCRATIC PARTY 27TH STATE REPRESENTATIVE

L	L	M	S	T		P	T
E	A	I	W	O		O	O
O	L	C	I	T	NAMES OF	L	T
R	O	H	T	A	CITIES AND	L	A
N	D	A	A	L	TOWNSHIPS	B	L
D	E	E	L			O	
E	L	S	K			O	
		I				K	

CITY OF ROSEVILLE

45	156	201	* 013	281
22	136	158	* 014	226
90	256	346	* 015	513
92	322	414	* 016	549
48	122	170	* 017	245
66	238	304	* 018	477
61	89	150	* 019	211
53	177	230	* 020	329
79	158	237	* 022	350
76	144	220	* 023	342
1398	3412	4810	TOTAL	6989

CITY OF ST CLAIR SHORES

142	212	354	* 027	778
142	212	354	TOTAL	778
3290	5431	8721	* GRAND TOTAL	13268

STATEMENT OF VOTES, PRIMARY ELECTION  
TUESDAY, AUGUST 4, 1998  
PRECINCT BY PRECINCT REPORT

REPUBLICAN PARTY

28TH STATE REPRESENTATIVE DISTRICT

V D P W  
I A A E  
C N U L  
T I L C  
O E H  
R L E  
I  
A

T  
O  
T A L  
NAMES OF  
CITIES AND  
TOWNSHIPS

P T  
O O  
L T  
L A  
L  
B  
O  
O  
K

39 33  
18 20  
19 24  
12 19  
20 20  
19 56  
  
127 172

CITY OF CENTER LINE  
72 \* 001 309  
38 \* 002 200  
43 \* 003 234  
31 \* 004 161  
40 \* 005 242  
75 \* 901 482  
  
299 TOTAL 1628

04 04  
12 17  
08 06  
17 21  
07 09  
15 18  
11 17  
16 11  
18 14  
13 24  
03 10  
08 09  
05 08  
05 04  
04 05  
03 06  
04 03  
07 15  
09 11  
07 05  
06 04  
13 07  
17 26

CITY OF WARREN  
08 \* 001 77  
29 \* 002 179  
14 \* 003 156  
38 \* 004 264  
16 \* 006 134  
33 \* 008 190  
28 \* 010 232  
27 \* 011 139  
32 \* 012 214  
37 \* 013 197  
13 \* 015 80  
17 \* 016 122  
13 \* 017 125  
09 \* 018 135  
09 \* 020 85  
09 \* 021 92  
07 \* 022 81  
22 \* 023 141  
20 \* 024 161  
12 \* 026 108  
10 \* 027 58  
20 \* 028 149  
43 \* 029 242

STATEMENT OF VOTES PRIMARY ELECTION  
 TUESDAY, AUGUST 4, 1998  
 PRECINCT BY PRECINCT REPORT

DEMOCRATIC PARTY

28TH STATE REPRESENTATIVE DISTRICT

J T  
 E A  
 F L  
 F K  
 I N  
 G T  
 O N

P W  
 A O  
 U J  
 L N  
 O

T  
 O  
 T  
 A  
 L

NAMES OF  
 CITIES AND  
 TOWNSHIPS

P T  
 O O  
 L T  
 L A  
 L  
 B  
 O  
 O  
 K

CITY OF CENTER LINE

15	180	195 * 001	309
11	131	142 * 002	200
20	151	171 * 003	234
10	99	109 * 004	161
11	162	173 * 005	242
10	323	333 * 901	482
77	1046	1123 TOTAL	1628

CITY OF WARREN

10	45	55 * 001	77
09	79	88 * 002	179
16	81	97 * 003	156
26	133	159 * 004	264
09	80	89 * 006	134
11	85	96 * 008	190
17	110	127 * 010	232
12	69	81 * 011	139
15	102	117 * 012	214
07	102	109 * 013	197
04	42	46 * 015	80
09	64	73 * 016	122
13	68	81 * 017	125
11	40	51 * 018	135
13	30	43 * 020	85
15	40	55 * 021	92
07	43	50 * 022	81
16	71	87 * 023	141
18	68	86 * 024	161
14	41	55 * 026	108
04	24	28 * 027	58
11	61	72 * 028	149
17	115	132 * 029	242

STATEMENT OF VOTES, PRIMARY ELECTION  
 TUESDAY, AUGUST 4, 1998  
 PRECINCT BY PRECINCT REPORT

REPUBLICAN PARTY

28TH STATE REPRESENTATIVE DISTRICT

V I C T O R I A	D A N I E L	P A U L E	W E L C H E	T O T A L	NAMES OF CITIES AND TOWNSHIPS	P O L L A R B O O K
--------------------------------------	----------------------------	-----------------------	----------------------------	-----------------------	-------------------------------------	--

					CITY OF WARREN	
06	12			18 *	032	121
04	05			09 *	033	113
06	06			12 *	034	152
13	20			33 *	036	180
05	07			12 *	037	120
13	06			19 *	038	101
08	09			17 *	039	132
13	14			27 *	040	148
08	12			20 *	041	177
20	11			31 *	042	250
02	02			04 *	043	36
09	16			25 *	045	175
17	29			46 *	046	309
06	06			12 *	047	104
14	24			38 *	048	283
14	17			31 *	049	156
21	34			55 *	050	250
19	18			37 *	052	151
19	20			39 *	068	225
18	16			34 *	069	194
19	19			38 *	070	184
10	31			41 *	071	225
16	22			38 *	072	150
04	04			08 *	072A	57
11	21			32 *	073	225
27	39			66 *	074	322
129	164			293 *	901	1138
17	27			44 *	902	266
14	27			41 *	903	211
24	64			88 *	904	382
62	101			163 *	906	789
780	1057			1837	TOTAL	10687
907	1229			2136 *	GRAND TOTAL	12315

STATEMENT OF VOTES, PRIMARY ELECTION  
TUESDAY, AUGUST 4, 1998  
PRECINCT BY PRECINCT REPORT

DEMOCRATIC PARTY 28TH STATE REPRESENTATIVE DISTRICT

J E F F I N G T O N	T A L L I N G	P W A U L O		T O T A L	NAMES OF CITIES AND TOWNSHIPS	P T O L L A L B O O K
--	---------------------------------	----------------------------	--	-----------------------	-------------------------------------	---

CITY OF WARREN

19	47	66 *	032	121
12	49	61 *	033	113
07	75	82 *	034	152
13	72	85 *	036	180
07	60	67 *	037	120
12	42	54 *	038	101
07	53	60 *	039	132
10	62	72 *	040	148
28	79	107 *	041	177
29	116	145 *	042	250
14	10	24 *	043	36
07	95	102 *	045	175
15	181	196 *	046	309
06	63	69 *	047	104
18	160	178 *	048	283
12	85	97 *	049	156
15	112	127 *	050	250
17	46	63 *	052	151
14	112	126 *	068	225
16	102	118 *	069	194
14	86	100 *	070	184
19	113	132 *	071	225
07	55	62 *	072	150
05	28	33 *	072A	57
19	108	127 *	073	225
34	133	167 *	074	322
51	639	690 *	901	1138
22	156	178 *	902	266
21	118	139 *	903	211
19	207	226 *	904	382
48	457	505 *	906	789
821	5314	6135	TOTAL	10687
898	6360	7258 *	GRAND TOTAL	12315

STATEMENT OF VOTES, PRIMARY ELECTION  
 TUESDAY, AUGUST 4, 1998  
 PRECINCT BY PRECINCT REPORT

REPUBLICAN PARTY

29TH STATE REPRESENTATIVE DISTRICT

J F M W  
 E A I I  
 N U C E  
 N N H C  
 I C A E  
 F E E K  
 E L  
 R J

T  
 O  
 T NAMES OF  
 A CITIES AND  
 L TOWNSHIPS

P T  
 O O  
 L T  
 L A  
 L  
 B  
 O  
 O  
 K

CITY OF STERLING HGTS

111	71	182 * 002	458
124	79	203 * 003	483
80	96	176 * 004	465
139	208	347 * 005	766
88	86	174 * 006	413
33	24	57 * 007	129
59	57	116 * 010	266
136	115	251 * 011	527
97	59	156 * 012	392
81	58	139 * 013	351
69	91	160 * 014	364
48	53	101 * 047	275
1065	997	2062	4889
		TOTAL	

CITY OF WARREN

39	19	58 * 053	289
15	07	22 * 055	142
34	23	57 * 056	232
42	27	69 * 058	305
36	25	61 * 060	265
21	23	44 * 061	232
25	19	44 * 062	217
28	19	47 * 063	193
46	33	79 * 064	276
27	14	41 * 066	187
34	31	65 * 067	258
41	22	63 * 076	333
40	19	59 * 078	281
46	29	75 * 080	276
17	00	17 * 081	158
59	26	85 * 082	232
50	34	84 * 084	288

STATEMENT OF VOTES, PRIMARY ELECTION  
 TUESDAY, AUGUST 4, 1998  
 PRECINCT BY PRECINCT REPORT

DEMOCRATIC PARTY

29TH STATE REPRESENTATIVE DISTRICT

S	C	T	E	T			P
B	B	D	L	O			O
T	H	O	I	T			O
E	U	I	N	A		NAMES OF	L
V	A	N	N	L		CITIES AND	L
D	R	N	Z	A		TOWNSHIPS	L
E	S	Y	H	L			A
A	L	O	A	L			L
	E	T	B				B
	S	O	R				O
	T		E				O
			D				K
			H				

58	101	26	29	214 * 002		458
81	56	40	41	218 * 003		483
40	66	72	28	206 * 004		465
58	120	65	47	290 * 005		766
56	53	37	18	164 * 006		413
07	26	07	08	48 * 007		129
29	32	29	18	108 * 010		266
57	84	50	27	218 * 011		527
78	41	30	23	172 * 012		392
38	54	47	29	168 * 013		351
39	47	28	15	129 * 014		364
33	40	36	24	133 * 047		275
574	720	467	307	2068	TOTAL	4889

54	45	31	43	173 * 053		289
32	21	16	14	83 * 055		142
50	51	29	13	143 * 056		232
57	62	32	34	185 * 058		305
36	35	19	55	145 * 060		265
42	33	19	30	124 * 061		232
42	39	25	22	128 * 062		217
45	35	24	14	118 * 063		193
72	56	26	18	172 * 064		276
19	29	10	16	74 * 066		187
13	48	33	22	116 * 067		258
95	66	34	19	214 * 076		333
63	33	13	10	119 * 078		281
60	45	16	07	128 * 080		276
31	24	11	08	74 * 081		158
36	38	40	09	123 * 082		232
34	58	48	15	155 * 084		288

STATEMENT OF VOTES, PRIMARY ELECTION  
 TUESDAY, AUGUST 4, 1998  
 PRECINCT BY PRECINCT REPORT

REPUBLICAN PARTY

29TH STATE REPRESENTATIVE DISTRICT

J E N N I F E R	F A U N N C I C E L	M W I I C E H C A E E K L J	T O T A L	NAMES OF  CITIES AND  TOWNSHIPS	P T O O L T L A L B O O K
--------------------------------------	--	--	-----------------------	---	---

CITY OF WARREN

64	21	85 * 085	247
83	35	118 * 086	332
24	19	43 * 088	177
38	14	52 * 090	217
24	07	31 * 092	138
38	18	56 * 093	254
54	27	81 * 094	305
49	25	74 * 096	220
45	24	69 * 097	246
74	15	89 * 098	215
09	05	14 * 099	86
44	22	66 * 099A	246
27	14	41 * 100	145
31	24	55 * 101	184
39	07	46 * 102	187
34	15	49 * 103	183
60	40	100 * 105	289
68	52	120 * 106	294
55	22	77 * 108	311
47	24	71 * 109	293
62	15	77 * 110	269
267	211	478 * 905	1473
163	247	410 * 907	1424
327	368	695 * 908	1990
2326	1641	3967	TOTAL 13889
3391	2638	6029 *	GRAND TOTAL 18778



STATEMENT OF VOTES, PRIMARY ELECTION  
 TUESDAY, AUGUST 4, 1998  
 PRECINCT BY PRECINCT REPORT

DEMOCRATIC PARTY

29TH STATE REPRESENTATIVE DISTRICT

S	B	C	B	T	D	E	L	T		P	T
T	I	H	U	O	I	L	E	O		O	O
E	E	A	S	N	N	I	N	T	NAMES OF	L	T
V	D	R	S	Y	O	Z	H	A	CITIES AND	L	A
E	A	L	E	T	O	A	A	L	TOWNSHIPS	B	L
		E				B	R			O	
		S				E	D			O	
		T				T	H			K	

CITY OF WARREN

41	46	31	12	130	* 085	247
40	83	42	10	175	* 086	332
29	40	17	09	95	* 088	177
43	35	34	06	118	* 090	217
26	15	32	03	76	* 092	138
43	41	37	11	132	* 093	254
50	35	79	12	176	* 094	305
45	36	13	16	110	* 096	220
41	37	26	05	109	* 097	246
35	33	13	06	87	* 098	215
11	23	17	03	54	* 099	86
45	52	10	13	120	* 099A	246
27	40	13	03	83	* 100	145
21	53	14	12	100	* 101	184
19	60	20	12	111	* 102	187
27	59	21	06	113	* 103	183
34	90	21	09	154	* 105	289
54	39	21	11	125	* 106	294
52	65	34	14	165	* 108	311
54	59	33	13	159	* 109	293
27	44	40	14	125	* 110	269
199	410	86	93	788	* 905	1473
291	334	134	81	840	* 907	1424
313	512	128	95	1048	* 908	1990
2348	2959	1342	818	7467	TOTAL	13889
2922	3679	1809	1125	9535	* GRAND TOTAL	18778

STATEMENT OF VOTES, PRIMARY ELECTION  
 TUESDAY, AUGUST 4, 1998  
 PRECINCT BY PRECINCT REPORT

REPUBLICAN PARTY

30TH STATE REPRESENTATIVE DISTRICT

H	C	T	K	N	L	S	R	T	P	T	
O	H	O	L	O	E	U	O	O	O	O	
W	I	M	U	R	R	E	C	T	NAMES OF	L	T
A	S		C	M	O		C	A	CITIES AND	L	A
R	H		H	A	Y		A	L	TOWNSHIPS	B	L
D	O		N	N						O	O
L	L		I							K	K
L	M		K	G							

CITY OF STERLING HGTS

11	01	05	166	183	*	001	420
01	03	02	83	89	*	008	180
04	20	10	188	222	*	009	417
07	08	04	172	191	*	015	354
03	05	03	115	126	*	016	315
07	19	04	153	183	*	017	389
09	09	07	118	143	*	018	338
09	03	08	153	173	*	019	368
13	11	11	222	257	*	020	548
06	11	02	144	163	*	021	348
05	13	02	92	112	*	022	246
07	05	05	97	114	*	023	232
03	08	05	109	125	*	024	277
04	10	07	158	179	*	025	366
03	08	05	170	186	*	026	418
09	07	02	111	129	*	027	263
10	09	06	199	224	*	028	481
00	04	01	119	124	*	029	264
05	04	07	140	156	*	030	267
11	06	11	149	177	*	031	357
05	15	03	189	212	*	032	397
09	02	06	162	179	*	033	340
08	14	15	200	237	*	034	511
05	02	01	90	98	*	035	256
00	02	01	62	65	*	036	185
07	12	03	107	129	*	037	249
02	10	05	114	131	*	038	277
02	04	10	88	104	*	039	245
09	08	02	235	254	*	040	526
06	09	03	176	194	*	041	365
03	02	05	66	76	*	042	192
06	04	07	166	183	*	043	422
01	04	04	48	57	*	044	144

STATEMENT OF VOTES PRIMARY ELECTION  
 TUESDAY, AUGUST 4, 1998  
 PRECINCT BY PRECINCT REPORT

DEMOCRATIC PARTY

30TH STATE REPRESENTATIVE DISTRICT

R F F K  
 O A R I  
 G C A N  
 E H N G  
 R I K  
 N  
 A I

T  
 O  
 T NAMES OF  
 A  
 L CITIES AND  
 TOWNSHIPS

P T  
 O O  
 L T  
 L A  
 L  
 B  
 O  
 O  
 K

CITY OF STERLING HGTS

86	50	136 * 001	420
36	20	56 * 008	180
44	40	84 * 009	417
59	44	103 * 015	354
51	51	102 * 016	315
59	55	114 * 017	389
54	50	104 * 018	338
48	66	114 * 019	368
87	69	156 * 020	548
56	53	109 * 021	348
45	40	85 * 022	246
40	37	77 * 023	232
60	38	98 * 024	277
46	52	98 * 025	366
87	45	132 * 026	418
33	42	75 * 027	263
90	57	147 * 028	481
39	44	83 * 029	264
37	24	61 * 030	267
57	48	105 * 031	357
57	40	97 * 032	397
38	40	78 * 033	340
93	69	162 * 034	511
45	59	104 * 035	256
49	40	89 * 036	185
30	41	71 * 037	249
43	38	81 * 038	277
36	43	79 * 039	245
93	82	175 * 040	526
57	48	105 * 041	365
47	28	75 * 042	192
82	64	146 * 043	422
28	19	47 * 044	144

STATEMENT OF VOTES, PRIMARY ELECTION  
TUESDAY, AUGUST 4, 1998  
PRECINCT BY PRECINCT REPORT

REPUBLICAN PARTY

30TH STATE REPRESENTATIVE DISTRICT

H C	T K	N L	S R	T		P T
O H	O L	O E	U O	O		O O
W I	M U	R R	E C	T	NAMES OF	L T
A S	C H	M O	C A	A		L A
R H	H N	A Y	A	L	CITIES AND	L
D O	N I	N			TOWNSHIPS	B
L	K	G				O
L M						O
						K

CITY OF STERLING HGTS

07	07	09	180	203	* 045	390
02	04	06	108	120	* 046	277
05	02	02	164	173	* 048	311
13	07	14	210	244	* 049	454
10	07	04	96	117	* 050	222
09	11	05	112	137	* 051	277
01	02	02	41	46	* 052	84
237	292	214	5472	6215	TOTAL	12972
237	292	214	5472	6215	* GRAND TOTAL	12972

STATEMENT OF VOTES, PRIMARY ELECTION  
TUESDAY, AUGUST 4, 1998  
PRECINCT BY PRECINCT REPORT

DEMOCRATIC PARTY

30TH STATE REPRESENTATIVE DISTRICT

R F F K  
O A R I  
G C A N  
E H N G  
R I K  
N  
A I

T  
O  
T  
A  
L  
  
NAMES OF  
  
CITIES AND  
  
TOWNSHIPS

P T  
O O  
L T  
L A  
L  
  
B  
O  
O  
K

CITY OF STERLING HGTS

41 60  
51 38  
41 43  
72 60  
27 36  
44 38  
09 10

101 \* 045 390  
89 \* 046 277  
84 \* 048 311  
132 \* 049 454  
63 \* 050 222  
82 \* 051 277  
19 \* 052 84

2097 1821

3918 TOTAL 12972

2097 1821

3918 \* GRAND TOTAL 12972

30TH STATE REPRESENTATIVE DISTRICT

REFORM PARTY

R M  
O U  
B R  
E P  
R H  
T Y

T  
O  
T  
A  
L

NAMES OF  
CITIES AND  
TOWNSHIPS

P T  
O O  
L T  
L A  
L  
B  
O  
O  
K

CITY OF STERLING HEIGHTS

00	00 * 001	420
00	00 * 008	180
00	00 * 009	417
00	00 * 015	354
00	00 * 016	315
00	00 * 017	389
00	00 * 018	338
00	00 * 019	368
00	00 * 020	548
00	00 * 021	348
00	00 * 022	246
00	00 * 023	232
00	00 * 024	277
00	00 * 025	366
00	00 * 026	418
00	00 * 027	263
00	00 * 028	481
00	00 * 029	264
00	00 * 030	267
00	00 * 031	357
00	00 * 032	397
00	00 * 033	340
00	00 * 034	511
00	00 * 035	256
00	00 * 036	185
03	03 * 037	249
00	00 * 038	277

30TH STATE REPRESENTATIVE DISTRICT

REFORM PARTY

R M  
O U  
B R  
E P  
R H  
T Y

T  
O  
T  
A  
L

NAMES OF  
CITIES AND  
TOWNSHIPS

P T  
O O  
L T  
L A  
L  
B  
O  
O  
K

CITY OF STERLING HEIGHTS

00	00 * 039	245
01	01 * 040	526
00	00 * 041	365
00	00 * 042	192
00	00 * 043	422
00	00 * 044	144
00	00 * 045	390
00	00 * 046	277
00	00 * 048	311
00	00 * 049	454
00	00 * 050	222
00	00 * 051	277
00	00 * 052	84
04	04 * GRAND TOTAL	12,972

STATEMENT OF VOTES, PRIMARY ELECTION  
 TUESDAY, AUGUST 4, 1998  
 PRECINCT BY PRECINCT REPORT

REPUBLICAN PARTY

31ST STATE REPRESENTATIVE DISTRICT

D O N A U L T	Q U I N I E E	C O D N Y N J O M H E N	R R O H N E A J U M H E N	T O T A L	NAMES OF CITIES AND TOWNSHIPS	P O L L A L B O O K
---------------------------------	---------------------------------	--	---	-----------------------	-------------------------------------	--

CITY OF FRASER

36	24	20	80 * 001	311
89	59	24	172 * 002	455
44	34	13	91 * 003	347
43	35	28	106 * 004	401
49	31	18	98 * 005	385
74	48	15	137 * 006	452
28	24	14	66 * 007	249
89	117	50	256 * 901	673
452	372	182	1006	TOTAL 3273

CITY OF MT. CLEMENS

04	03	02	09 * 001	225
24	88	10	122 * 002	316
05	51	13	69 * 003	206
05	51	07	63 * 004	189
06	14	02	22 * 005	150
10	19	09	38 * 006	172
06	36	10	52 * 008	174
32	70	09	111 * 009	279
01	27	03	31 * 010	84
40	204	16	260 * 901	649
133	563	81	777	TOTAL 2444

CLINTON TOWNSHIP

15	41	11	67 * 002	220
23	26	33	82 * 003	292
11	54	18	83 * 004	343
00	04	01	05 * 005	147
50	76	25	151 * 006	438
20	48	23	91 * 007	328
30	70	13	113 * 008	334



STATEMENT OF VOTES, PRIMARY ELECTION  
TUESDAY, AUGUST 4, 1998  
PRECINCT BY PRECINCT REPORT

DEMOCRATIC PARTY 31ST STATE REPRESENTATIVE DISTRICT

P A U L E G H E M	T O T A L	NAMES OF CITIES AND TOWNSHIPS	P T O L L A L B O O K
---	-----------------------	-------------------------------------	---

CITY OF FRASER

64	64 * 001	311
78	78 * 002	455
104	104 * 003	347
104	104 * 004	401
114	114 * 005	385
83	83 * 006	452
58	58 * 007	249
205	205 * 901	673
810	810 TOTAL	3273

CITY OF MT. CLEMENS

155	155 * 001	225
140	140 * 002	316
103	103 * 003	206
85	85 * 004	189
98	98 * 005	150
92	92 * 006	172
85	85 * 008	174
104	104 * 009	279
31	31 * 010	84
248	248 * 901	649
1141	1141 TOTAL	2444

CLINTON TOWNSHIP

86	86 * 002	220
126	126 * 003	292
135	135 * 004	343
80	80 * 005	147
129	129 * 006	438
128	128 * 007	328
104	104 * 008	334

STATEMENT OF VOTES, PRIMARY ELECTION  
TUESDAY, AUGUST 4, 1998  
PRECINCT BY PRECINCT REPORT

REPUBLICAN PARTY

31ST STATE REPRESENTATIVE DISTRICT

D O N A U L T	D E N I E	Q U I N I E	C O D Y	R O N E A J O H N	R H E A J O H N	T O T A L	NAMES OF CITIES AND TOWNSHIPS	P O L L A L B O O K
---------------------------------	-----------------------	----------------------------	------------------	---	--------------------------------------	-----------------------	-------------------------------------	--

CLINTON TOWNSHIP

19	39	13	71 * 009	241
52	109	76	237 * 010	603
24	45	18	87 * 011	349
30	19	06	55 * 012	217
22	23	16	61 * 013	261
17	26	06	49 * 014	210
41	48	27	116 * 015	410
28	48	42	118 * 016	308
28	41	28	97 * 017	394
38	45	25	108 * 018	356
56	88	49	193 * 019	413
13	22	07	42 * 020	237
36	43	15	94 * 021	378
35	49	28	112 * 022	305
45	69	26	140 * 024	374
47	33	23	103 * 025	413
46	72	58	176 * 026	544
34	61	16	111 * 030	365
21	17	10	48 * 031	200
45	35	66	146 * 032	315
40	90	24	154 * 033	495
12	25	21	58 * 043	148
878	1366	724	2968	TOTAL 9638
1463	2301	987	4751 *	GRAND TOTAL 15355

STATEMENT OF VOTES, PRIMARY ELECTION  
TUESDAY, AUGUST 4, 1998  
PRECINCT BY PRECINCT REPORT

DEMOCRATIC PARTY

31ST STATE REPRESENTATIVE DISTRICT

P  
A  
U  
L  
E  
G  
H  
E  
M

T  
O  
T  
A  
L

NAMES OF  
CITIES AND  
TOWNSHIPS

P  
O  
L  
L  
A  
B  
O  
O  
K

CLINTON TOWNSHIP

100	100 * 009	241
150	150 * 010	603
151	151 * 011	349
87	87 * 012	217
110	110 * 013	261
90	90 * 014	210
135	135 * 015	410
85	85 * 016	308
144	144 * 017	394
118	118 * 018	356
84	84 * 019	413
96	96 * 020	237
148	148 * 021	378
89	89 * 022	305
100	100 * 024	374
154	154 * 025	413
176	176 * 026	544
132	132 * 030	365
75	75 * 031	200
67	67 * 032	315
177	177 * 033	495
43	43 * 043	148
3299	3299 TOTAL	9638
5250	5250 * GRAND TOTAL	15355

STATEMENT OF VOTES, PRIMARY ELECTION  
 TUESDAY, AUGUST 4, 1998  
 PRECINCT BY PRECINCT REPORT

REPUBLICAN PARTY

32ND STATE REPRESENTATIVE DISTRICT

G H	K H	A S	T		P T
A I	I O	L A	O		O O
I C	R L	A N	T	NAMES OF	L T
L K	B M	N B	A	CITIES AND	L A
S	Y E	O R	L	TOWNSHIPS	L
	S	R			B
	J	N			O
	R				O
					K

---

				CITY OF MEMPHIS	
16	16	24	56 * 001		138
16	16	24	56	TOTAL	138
				CITY OF RICHMOND	
28	20	60	108 * 001		270
39	39	54	132 * 002		299
67	59	114	240	TOTAL	569
				CITY OF UTICA	
22	14	25	61 * 001		126
36	47	75	158 * 002		278
12	23	32	67 * 003		162
15	29	99	143 * 901		270
85	113	231	429	TOTAL	836
				ARMADA TOWNSHIP	
84	53	131	268 * 001		481
51	31	76	158 * 002		264
135	84	207	426	TOTAL	745
				BRUCE TOWNSHIP	
25	27	59	111 * 001		217
82	62	122	266 * 002		437
27	31	37	95 * 003		198
48	71	147	266 * 901		413
182	191	365	738	TOTAL	1265

STATEMENT OF VOTES PRIMARY ELECTION  
 TUESDAY, AUGUST 4, 1998  
 PRECINCT BY PRECINCT REPORT

DEMOCRATIC PARTY 32ND STATE REPRESENTATIVE DISTRICT

A A  
 R N  
 I D  
 S R  
 T E  
 I O  
 D P  
 I O  
 S U  
 L  
 O  
 S

T  
 O  
 T A L  
 N A M E S O F  
 C I T I E S A N D  
 T O W N S H I P S

P T  
 O O  
 L T  
 L A  
 L  
 B  
 O  
 O  
 K

---

		CITY OF MEMPHIS	
34	34 * 001		138
34	34	TOTAL	138
		CITY OF RICHMOND	
84	84 * 001		270
88	88 * 002		299
172	172	TOTAL	569
		CITY OF UTICA	
33	33 * 001		126
64	64 * 002		278
56	56 * 003		162
63	63 * 901		270
216	216	TOTAL	836
		ARMADA TOWNSHIP	
122	122 * 001		481
48	48 * 002		264
170	170	TOTAL	745
		BRUCE TOWNSHIP	
52	52 * 001		217
69	69 * 002		437
49	49 * 003		198
61	61 * 901		413
231	231	TOTAL	1265

STATEMENT OF VOTES, PRIMARY ELECTION  
TUESDAY, AUGUST 4, 1998  
PRECINCT BY PRECINCT REPORT

REPUBLICAN PARTY

32ND STATE REPRESENTATIVE DISTRICT

G H	K H	A S	T		P T
A I	I O	L A	O		O O
I C	R L	A N	T	NAMES OF	L T
L K	B M	N B	A		L A
S	Y E	O R	L	CITIES AND	L
	S	R N		TOWNSHIPS	B
	J				O
	R				O
					K

RAY TOWNSHIP

35	25	46	106 * 001	211
43	28	64	135 * 002	280
13	19	36	68 * 901	100
91	72	146	309	TOTAL 591

RICHMOND TOWNSHIP

54	28	119	201 * 001	366
54	28	119	201	TOTAL 366

SHELBY TOWNSHIP

57	77	151	285 * 001	473
63	109	201	373 * 002	611
21	43	56	120 * 003	297
38	76	109	223 * 004	404
43	63	105	211 * 005	380
24	28	33	85 * 006	250
26	69	95	190 * 007	353
36	89	102	227 * 008	353
23	32	52	107 * 009	231
32	65	81	178 * 010	312
26	50	71	147 * 011	324
37	102	159	298 * 012	445
36	55	78	169 * 013	305
17	90	67	174 * 014	295
27	77	86	190 * 015	320
57	150	204	411 * 016	672
08	29	45	82 * 017	141
45	71	95	211 * 018	326
28	65	101	194 * 019	297
14	22	31	67 * 020	159
11	21	16	48 * 021	103

STATEMENT OF VOTES, PRIMARY ELECTION  
TUESDAY, AUGUST 4, 1998  
PRECINCT BY PRECINCT REPORT

DEMOCRATIC PARTY

32ND STATE REPRESENTATIVE DISTRICT

A A  
R N  
I D  
S R  
T E  
I O  
D P  
I O  
S U  
L  
O  
S

T  
O  
T  
A  
L  
  
NAMES OF  
  
CITIES AND  
  
TOWNSHIPS

P T  
O O  
L T  
L A  
L  
B  
O  
O  
K

RAY TOWNSHIP

37	37 * 001	211
42	42 * 002	280
14	14 * 901	100
93	93 TOTAL	591

RICHMOND TOWNSHIP

82	82 * 001	366
82	82 TOTAL	366

SHELBY TOWNSHIP

57	57 * 001	473
85	85 * 002	611
59	59 * 003	297
54	54 * 004	404
60	60 * 005	380
62	62 * 006	250
64	64 * 007	353
48	48 * 008	353
42	42 * 009	231
45	45 * 010	312
54	54 * 011	324
54	54 * 012	445
49	49 * 013	305
41	41 * 014	295
45	45 * 015	320
96	96 * 016	672
13	13 * 017	141
38	38 * 018	326
30	30 * 019	297
39	39 * 020	159
25	25 * 021	103

STATEMENT OF VOTES, PRIMARY ELECTION  
 TUESDAY, AUGUST 4, 1998  
 PRECINCT BY PRECINCT REPORT

REPUBLICAN PARTY

32ND STATE REPRESENTATIVE DISTRICT

G H	K H	A S	T		P T
A I	I O	L A	O		O O
I C	R L	A N	T	NAMES OF	L T
L K	B M	N B	A	CITIES AND	L A
S	Y E	O R	L	TOWNSHIPS	L
	S	R			B
	J				O
	R				O
					K

SHELBY TOWNSHIP

44	70	146	260 * 022	437
43	96	147	286 * 023	460
44	86	195	325 * 024	500
46	54	147	247 * 025	368
42	79	226	347 * 026	652
19	58	72	149 * 027	370
67	122	215	404 * 028	764
974	1948	3086	6008	TOTAL 10602

WASHINGTON TOWNSHIP

27	34	73	134 * 001	276
25	25	71	121 * 002	258
51	50	89	190 * 003	313
35	37	64	136 * 004	310
39	42	86	167 * 005	303
48	77	143	268 * 006	472
32	58	122	212 * 008	409
31	79	187	297 * 901	484
288	402	835	1525	TOTAL 2825
1892	2913	5127	9932 *	GRAND TOTAL 17937



STATEMENT OF VOTES, PRIMARY ELECTION  
TUESDAY, AUGUST 4, 1998  
PRECINCT BY PRECINCT REPORT

DEMOCRATIC PARTY 32ND STATE REPRESENTATIVE DISTRICT

A A  
R N  
I D  
S R  
T E  
I O  
D P  
I O  
S U  
L  
O  
S

T  
O  
T  
A  
L

NAMES OF  
CITIES AND  
TOWNSHIPS

P T  
O O  
L T  
L A  
L  
B  
O  
O  
K

SHELBY TOWNSHIP

55	55 * 022	437
60	60 * 023	460
41	41 * 024	500
43	43 * 025	368
134	134 * 026	652
87	87 * 027	370
139	139 * 028	764
1619	1619 TOTAL	10602

WASHINGTON TOWNSHIP

51	51 * 001	276
44	44 * 002	258
46	46 * 003	313
73	73 * 004	310
30	30 * 005	303
64	64 * 006	472
62	62 * 008	409
115	115 * 901	484
485	485 TOTAL	2825
3102	3102 * GRAND TOTAL	17937

STATEMENT OF VOTES, PRIMARY ELECTION  
TUESDAY, AUGUST 4, 1998  
PRECINCT BY PRECINCT REPORT

REPUBLICAN PARTY

33RD STATE REPRESENTATIVE DISTRICT

J B	S G	J K	K S	T		P T
A I	T U	A U	R W	O		O O
M E	E S	N K	I I	T	NAMES OF	L T
E R	V T	E U	S S	A		L A
S N	E	T K	T H	L	CITIES AND	L
A			Y E		TOWNSHIPS	B
M T			R			O
			D			O
						K

CITY OF NEW BALTIMORE

18	04	45	04	71 * 001	232
30	10	58	11	109 * 002	299
58	12	106	11	187 * 003	494
25	08	41	05	79 * 004	217
27	02	49	03	81 * 901	246
158	36	299	34	527	TOTAL 1488

CHESTERFIELD TOWNSHIP

30	09	43	10	92 * 001	265
50	08	98	07	163 * 002	357
32	02	47	05	86 * 003	246
13	04	43	03	63 * 004	149
40	09	74	03	126 * 005	354
20	07	40	01	68 * 006	200
20	01	54	05	80 * 007	215
32	01	42	10	85 * 008	277
23	04	46	07	80 * 009	229
44	10	85	06	145 * 010	331
41	07	40	04	92 * 011	290
15	01	39	05	60 * 012	186
19	05	22	02	48 * 013	114
07	07	27	00	41 * 014	131
07	02	16	01	26 * 015	75
393	77	716	69	1255	TOTAL 3419

CLINTON TOWNSHIP

188	10	158	16	372 * 001	882
93	14	114	14	235 * 023	572
131	12	105	09	257 * 035	759
72	11	34	15	132 * 036	352
88	10	59	12	169 * 037	565

STATEMENT OF VOTES, PRIMARY ELECTION  
TUESDAY, AUGUST 4, 1998  
PRECINCT BY PRECINCT REPORT

DEMOCRATIC PARTY 33RD STATE REPRESENTATIVE DISTRICT

J	L	C	L	T		P	T
O	E	H	O	O		O	O
E	A	A	C	T	NAMES OF	L	T
L	C	R	K	A		L	A
S	H	L	L	L	CITIES AND	L	
		E	E		TOWNSHIPS	B	
		S	A			O	
		R				O	
						K	

CITY OF NEW BALTIMORE

61	42	103 * 001	232
74	40	114 * 002	299
95	85	180 * 003	494
37	41	78 * 004	217
50	48	98 * 901	246
317	256	573	TOTAL 1488

CHESTERFIELD TOWNSHIP

61	70	131 * 001	265
74	82	156 * 002	357
67	54	121 * 003	246
42	21	63 * 004	149
87	91	178 * 005	354
67	34	101 * 006	200
59	41	100 * 007	215
91	61	152 * 008	277
69	54	123 * 009	229
53	86	139 * 010	331
84	73	157 * 011	290
51	52	103 * 012	186
27	29	56 * 013	114
45	29	74 * 014	131
17	22	39 * 015	75
894	799	1693	TOTAL 3419

CLINTON TOWNSHIP

146	155	301 * 001	882
112	104	216 * 023	572
148	169	317 * 035	759
44	91	135 * 036	352
106	146	252 * 037	565

STATEMENT OF VOTES, PRIMARY ELECTION  
TUESDAY, AUGUST 4, 1998  
PRECINCT BY PRECINCT REPORT

REPUBLICAN PARTY

33RD STATE REPRESENTATIVE DISTRICT

J B	S G	J K	K S	T		P T
A I	T U	A U	R W	O		O O
M E	E S	N K	I I	T	NAMES OF	L T
E R	V T	E U	S S	A		L A
S N	E	T K	T H	L	CITIES AND	L
A			Y E		TOWNSHIPS	B
M T			R			O
			D			O
						K

CLINTON TOWNSHIP

198	16	111	12	337 * 038	746
93	11	78	13	195 * 039	568
38	04	37	02	81 * 040	220
40	06	39	09	94 * 041	316
85	19	70	09	183 * 042	409
118	03	71	05	197 * 044	417
109	01	63	15	188 * 045	420
121	11	79	07	218 * 046	396
1374	128	1018	138	2658	TOTAL 6622

LENOX TOWNSHIP

15	02	55	05	77 * 001	293
14	09	39	05	67 * 002	275
15	02	43	02	62 * 901	165
44	13	137	12	206	TOTAL 733

MACOMB TOWNSHIP

52	09	71	21	153 * 001	321
87	22	124	11	244 * 002	515
13	04	21	02	40 * 003	111
64	11	123	07	205 * 004	450
69	15	80	06	170 * 005	377
70	08	65	07	150 * 006	301
78	14	100	14	206 * 007	417
65	08	80	10	163 * 008	381
31	07	122	03	163 * 009	288
17	10	44	13	84 * 010	275
21	07	47	03	78 * 011	123
37	05	32	01	75 * 012	143
48	02	35	08	93 * 013	207
47	06	60	15	128 * 014	267

STATEMENT OF VOTES PRIMARY ELECTION  
 TUESDAY, AUGUST 4, 1998  
 PRECINCT BY PRECINCT REPORT

DEMOCRATIC PARTY 33RD STATE REPRESENTATIVE DISTRICT

J O E L S	L E A C H H S	C L H O A R K L L E E S A R	T O T A L	NAMES OF  CITIES AND  TOWNSHIPS	P O L L A B O O K
-----------------------	---------------------------------	--	-----------------------	---	---

CLINTON TOWNSHIP

95	149	244 * 038	746
114	109	223 * 039	568
48	40	88 * 040	220
75	78	153 * 041	316
70	72	142 * 042	409
45	102	147 * 044	417
68	59	127 * 045	420
34	72	106 * 046	396
1105	1346	2451	6622
		TOTAL	

LENOX TOWNSHIP

61	55	116 * 001	293
62	95	157 * 002	275
45	27	72 * 901	165
168	177	345	733
		TOTAL	

MACOMB TOWNSHIP

34	59	93 * 001	321
95	97	192 * 002	515
27	25	52 * 003	111
64	97	161 * 004	450
62	87	149 * 005	377
57	45	102 * 006	301
49	104	153 * 007	417
89	71	160 * 008	381
40	45	85 * 009	288
87	68	155 * 010	275
17	18	35 * 011	123
11	32	43 * 012	143
26	35	61 * 013	207
21	65	86 * 014	267

STATEMENT OF VOTES, PRIMARY ELECTION  
TUESDAY, AUGUST 4, 1998  
PRECINCT BY PRECINCT REPORT

REPUBLICAN PARTY

33RD STATE REPRESENTATIVE DISTRICT

J B	S G	J K	K S	T		P T
A I	T U	A U	R W	O		O O
M E	E S	N K	I I	T	NAMES OF	L T
E R	V T	E U	S S	A		L A
S N	E	T K	T H	L	CITIES AND	L
A			Y E		TOWNSHIPS	B
M T			R			O
			D			O
						K

MACOMB TOWNSHIP

108	19	164	16	307 * 015		592
08	01	14	00	23 * 016		40
32	09	55	04	100 * 017		214
18	06	29	01	54 * 018		151
865	163	1266	142	2436	TOTAL	5173
2834	417	3436	395	7082 *	GRAND TOTAL	17435

STATEMENT OF VOTES, PRIMARY ELECTION  
TUESDAY, AUGUST 4, 1998  
PRECINCT BY PRECINCT REPORT

DEMOCRATIC PARTY 33RD STATE REPRESENTATIVE DISTRICT

J L	C L	T	P T
O E	H O	O	O O
E A	A C	T	L T
L C	R K	A	L A
H	L L	L	L
S	E E		B
	S A		O
	R		O
			K

MACOMB TOWNSHIP

58	108	166 * 015	592
08	05	13 * 016	40
34	58	92 * 017	214
31	44	75 * 018	151
810	1063	1873	TOTAL 5173
3294	3641	6935 *	GRAND TOTAL 17435

STATEMENT OF VOTES, PRIMARY ELECTION  
TUESDAY, AUGUST 4, 1998  
PRECINCT BY PRECINCT REPORT

REPUBLICAN PARTY COUNTY COMMISSIONER DISTRICT 1

B	G	T	P
A	O	O	O
R	F	T	L
R	F	A	L
Y		L	A
			L
F			B
			O
			O
			K

CITY OF WARREN

08	08 * 001	77
22	22 * 002	179
17	17 * 003	156
38	38 * 004	264
17	17 * 006	134
28	28 * 008	190
25	25 * 010	232
27	27 * 011	139
28	28 * 012	214
40	40 * 013	197
14	14 * 039	132
29	29 * 040	148
20	20 * 041	177
28	28 * 042	250
39	39 * 068	225
28	28 * 069	194
28	28 * 072	150
279	279 * 901	1138
715	715 TOTAL	4196
715	715 * GRAND TOTAL	4196



STATEMENT OF VOTES, PRIMARY ELECTION  
TUESDAY, AUGUST 4, 1998  
PRECINCT BY PRECINCT REPORT

DEMOCRATIC PARTY

COUNTY COMMISSIONER DISTRICT 1

R L  
A I  
L B  
P E  
H R  
A A  
T T  
O O

T  
O  
T A  
L  
  
NAMES OF  
  
CITIES AND  
  
TOWNSHIPS

P T  
O O  
L T  
L A  
L  
  
B  
O  
O  
K

CITY OF WARREN

46	46 * 001	77
79	79 * 002	179
75	75 * 003	156
151	151 * 004	264
65	65 * 006	134
86	86 * 008	190
107	107 * 010	232
65	65 * 011	139
91	91 * 012	214
88	88 * 013	197
48	48 * 039	132
54	54 * 040	148
82	82 * 041	177
110	110 * 042	250
108	108 * 068	225
87	87 * 069	194
46	46 * 072	150
634	634 * 901	1138
2022	2022 TOTAL	4196
2022	2022 * GRAND TOTAL	4196

STATEMENT OF VOTES, PRIMARY ELECTION  
TUESDAY, AUGUST 4, 1998  
PRECINCT BY PRECINCT REPORT

REPUBLICAN PARTY

COUNTY COMMISSIONER DISTRICT 2

T		P	T
O		O	O
T	NAMES OF	L	T
A		L	A
L	CITIES AND	L	L
	TOWNSHIPS	B	
		O	
		O	
		K	

CITY OF CENTER LINE

00 * 001	309
00 * 002	200
00 * 003	234
00 * 004	161
00 * 005	242
00 * 901	482
00 TOTAL	1628

CITY OF WARREN

00 * 015	80
00 * 016	122
00 * 017	125
00 * 018	135
00 * 020	85
00 * 021	92
00 * 022	81
00 * 023	141
00 * 024	161
00 * 026	108
00 * 038	101
00 * 043	36
00 * 902	266
00 TOTAL	1533
00 * GRAND TOTAL	3161

STATEMENT OF VOTES, PRIMARY ELECTION  
TUESDAY, AUGUST 4, 1998  
PRECINCT BY PRECINCT REPORT

DEMOCRATIC PARTY COUNTY COMMISSIONER DISTRICT 2

M S  
A A  
R U  
V G  
I E  
N R  
  
E

T  
O  
T A L  
  
NAMES OF  
CITIES AND  
TOWNSHIPS

P T  
O O  
L T  
L A  
L  
B  
O  
O  
K

CITY OF CENTER LINE

140	140 * 001	309
111	111 * 002	200
134	134 * 003	234
88	88 * 004	161
148	148 * 005	242
277	277 * 901	482
898	898 TOTAL	1628

CITY OF WARREN

32	32 * 015	80
52	52 * 016	122
58	58 * 017	125
47	47 * 018	135
33	33 * 020	85
47	47 * 021	92
40	40 * 022	81
72	72 * 023	141
77	77 * 024	161
46	46 * 026	108
43	43 * 038	101
15	15 * 043	36
145	145 * 902	266
707	707 TOTAL	1533
1605	1605 * GRAND TOTAL	3161

STATEMENT OF VOTES, PRIMARY ELECTION  
TUESDAY, AUGUST 4, 1998  
PRECINCT BY PRECINCT REPORT

REPUBLICAN PARTY

COUNTY COMMISSIONER DISTRICT 3

M U  
A R  
R B  
I A  
A N  
I A  
K

T  
O  
T  
A  
L

NAMES OF  
CITIES AND  
TOWNSHIPS

P T  
O O  
L T  
L A  
L  
B  
O  
O  
K

CITY OF EASTPOINTE

46	46 * 001	294
50	50 * 002	296
57	57 * 003	307
64	64 * 004	348
79	79 * 005	417
32	32 * 006	243
57	57 * 007	299
385	385 TOTAL	2204

CITY OF WARREN

08	08 * 027	58
16	16 * 032	121
10	10 * 033	113
12	12 * 034	152
27	27 * 036	180
10	10 * 037	120
38	38 * 903	211
121	121 TOTAL	955
506	506 * GRAND TOTAL	3159

STATEMENT OF VOTES PRIMARY ELECTION  
TUESDAY, AUGUST 4, 1998  
PRECINCT BY PRECINCT REPORT

DEMOCRATIC PARTY

COUNTY COMMISSIONER DISTRICT 3

P D  
H I  
I M  
L A  
L R  
I I  
P A  
  
A

T  
O  
T  
A  
L

NAMES OF  
  
CITIES AND  
  
TOWNSHIPS

P T  
O O  
L T  
L A  
L  
B  
O  
O  
K

CITY OF EASTPOINTE

180  
184  
186  
221  
250  
175  
181

180 \* 001  
184 \* 002  
186 \* 003  
221 \* 004  
250 \* 005  
175 \* 006  
181 \* 007

294  
296  
307  
348  
417  
243  
299

1377

1377 TOTAL

2204

CITY OF WARREN

26  
62  
51  
78  
75  
56  
118

26 \* 027  
62 \* 032  
51 \* 033  
78 \* 034  
75 \* 036  
56 \* 037  
118 \* 903

58  
121  
113  
152  
180  
120  
211

466

466 TOTAL

955

1843

1843 \* GRAND TOTAL

3159

STATEMENT OF VOTES, PRIMARY ELECTION  
TUESDAY, AUGUST 4, 1998  
PRECINCT BY PRECINCT REPORT

REPUBLICAN PARTY

COUNTY COMMISSIONER DISTRICT 4

M J  
A O  
T N  
T E  
S  
  
(  
W  
I  
)

T  
O  
T  
A  
L

NAMES OF  
CITIES AND  
TOWNSHIPS

P T  
O O  
L T  
L A  
L  
  
B  
O  
O  
K

CITY OF WARREN

00	00 * 070	184
00	00 * 071	225
00	00 * 072A	57
00	00 * 073	225
00	00 * 074	322
00	00 * 081	158
00	00 * 082	232
00	00 * 084	288
38	38 * 085	247
00	00 * 086	332
00	00 * 088	177
00	00 * 099	86
00	00 * 099A	246
00	00 * 100	145
00	00 * 101	184
00	00 * 102	187
00	00 * 103	183
01	01 * 105	289
01	01 * 904	382
00	00 * 905	1473
40	40 TOTAL	5622
40	40 * GRAND TOTAL	5622

STATEMENT OF VOTES, PRIMARY ELECTION  
TUESDAY, AUGUST 4, 1998  
PRECINCT BY PRECINCT REPORT

DEMOCRATIC PARTY COUNTY COMMISSIONER DISTRICT 4

L B	H H	T	P T
O U	E E	O	O O
U R	R I	T	L T
I D	B D	A	L A
S I	E	L	L
J			B
			O
			O
			K

CITY OF WARREN

37	79	116 * 070	184
42	84	126 * 071	225
15	23	38 * 072A	57
57	82	139 * 073	225
68	116	184 * 074	322
43	25	68 * 081	158
65	38	103 * 082	232
90	46	136 * 084	288
77	46	123 * 085	247
88	73	161 * 086	332
50	30	80 * 088	177
20	24	44 * 099	86
62	38	100 * 099A	246
50	21	71 * 100	145
53	36	89 * 101	184
73	31	104 * 102	187
70	33	103 * 103	183
93	42	135 * 105	289
143	67	210 * 904	382
486	228	714 * 905	1473
1682	1162	2844	TOTAL 5622
1682	1162	2844 *	GRAND TOTAL 5622

STATEMENT OF VOTES, PRIMARY ELECTION  
TUESDAY, AUGUST 4, 1998  
PRECINCT BY PRECINCT REPORT

REPUBLICAN PARTY

COUNTY COMMISSIONER DISTRICT 5

B B J K  
A R A R  
R Y M A  
T A E M  
O N S E  
N R  
H

T  
O  
T  
A  
L

NAMES OF  
CITIES AND  
TOWNSHIPS

P T  
O O  
L T  
L A  
L  
B  
O  
O  
K

CITY OF WARREN

07	10	17	* 028	149
10	26	36	* 029	242
16	09	25	* 045	175
15	31	46	* 046	309
03	04	07	* 047	104
17	24	41	* 048	283
06	23	29	* 049	156
25	28	53	* 050	250
17	19	36	* 052	151
12	29	41	* 053	289
06	11	17	* 055	142
11	37	48	* 056	232
19	40	59	* 058	305
10	23	33	* 063	193
20	30	50	* 064	276
15	35	50	* 076	333
07	26	33	* 078	281
15	25	40	* 080	276
40	111	151	* 906	789
72	244	316	* 907	1424
343	785	1128	TOTAL	6359
343	785	1128	* GRAND TOTAL	6359



STATEMENT OF VOTES, PRIMARY ELECTION  
 TUESDAY, AUGUST 4, 1998  
 PRECINCT BY PRECINCT REPORT

DEMOCRATIC PARTY COUNTY COMMISSIONER DISTRICT 5

A	K	D	O	T		P	T
N	L	E	L	O		O	O
N	E	N	S	T	NAMES OF	L	T
I	N	H		A		L	A
E	N	I	O	L	CITIES AND	L	L
		S	V		TOWNSHIPS	B	
		E				O	
						O	
						K	

CITY OF WARREN

69	22	91 * 028	149
77	70	147 * 029	242
86	37	123 * 045	175
84	124	208 * 046	309
39	31	70 * 047	104
101	90	191 * 048	283
51	50	101 * 049	156
106	43	149 * 050	250
59	26	85 * 052	151
69	105	174 * 053	289
44	44	88 * 055	142
56	85	141 * 056	232
76	116	192 * 058	305
42	80	122 * 063	193
45	128	173 * 064	276
73	152	225 * 076	333
51	121	172 * 078	281
37	104	141 * 080	276
282	224	506 * 906	789
219	603	822 * 907	1424
1666	2255	3921	TOTAL 6359
1666	2255	3921 *	GRAND TOTAL 6359

STATEMENT OF VOTES, PRIMARY ELECTION  
TUESDAY, AUGUST 4, 1998  
PRECINCT BY PRECINCT REPORT

REPUBLICAN PARTY

COUNTY COMMISSIONER DISTRICT 6

R A  
I M  
C B  
H R  
A O  
R W  
D  
J  
C R

T  
O  
T  
A  
L

NAMES OF  
CITIES AND  
TOWNSHIPS

P T  
O O  
L T  
L A  
L  
B  
O  
O  
K

CITY OF WARREN

41	41 * 060	265
29	29 * 061	232
126	126 * 062	217
25	25 * 066	187
34	34 * 067	258
32	32 * 090	217
21	21 * 092	138
31	31 * 093	254
47	47 * 094	305
39	39 * 096	220
37	37 * 097	246
52	52 * 098	215
63	63 * 106	294
37	37 * 108	311
43	43 * 109	293
57	57 * 110	269
539	539 * 908	1990
1253	1253 TOTAL	5911
1253	1253 * GRAND TOTAL	5911

STATEMENT OF VOTES, PRIMARY ELECTION  
 TUESDAY, AUGUST 4, 1998  
 PRECINCT BY PRECINCT REPORT

DEMOCRATIC PARTY

COUNTY COMMISSIONER DISTRICT 6

J F  
 O L  
 A Y  
 N N  
 N

T  
 O  
 T  
 A  
 L

NAMES OF  
 CITIES AND  
 TOWNSHIPS

P T  
 O O  
 L T  
 L A  
 L  
 B  
 O  
 O  
 K

CITY OF WARREN

97	97 * 060	265
100	100 * 061	232
96	96 * 062	217
59	59 * 066	187
82	82 * 067	258
83	83 * 090	217
51	51 * 092	138
92	92 * 093	254
125	125 * 094	305
80	80 * 096	220
86	86 * 097	246
61	61 * 098	215
89	89 * 106	294
118	118 * 108	311
118	118 * 109	293
91	91 * 110	269
920	920 * 908	1990
2348	2348 TOTAL	5911
2348	2348 * GRAND TOTAL	5911

STATEMENT OF VOTES, PRIMARY ELECTION  
 TUESDAY, AUGUST 4, 1998  
 PRECINCT BY PRECINCT REPORT

REPUBLICAN PARTY

COUNTY COMMISSIONER DISTRICT 7

M I C H A E L	C O N F A L E T T I	S R A L C C A	T O T A L	NAMES OF CITIES AND TOWNSHIPS	P T O L L A L B O O K
---------------------------------	--	---------------------------------	-----------------------	-------------------------------------	---

CITY OF STERLING HGTS

45	158	203 * 003	483
38	151	189 * 004	465
68	288	356 * 005	766
28	91	119 * 010	266
40	208	248 * 011	527
44	118	162 * 012	392
38	110	148 * 013	351
55	201	256 * 020	548
39	117	156 * 021	348
33	79	112 * 022	246
19	106	125 * 029	264
43	109	152 * 030	267
490	1736	2226 TOTAL	4923

CLINTON TOWNSHIP

33	194	227 * 023	572
33	194	227 TOTAL	572
523	1930	2453 * GRAND TOTAL	5495

STATEMENT OF VOTES, PRIMARY ELECTION  
 TUESDAY, AUGUST 4, 1998  
 PRECINCT BY PRECINCT REPORT

DEMOCRATIC PARTY

COUNTY COMMISSIONER DISTRICT 7

F	A	J	B	T		P	T
R	T	J	U	O		O	O
A	K		C	T	NAMES OF	L	T
N	I		C	A		L	A
C	N		E	L	CITIES AND	L	L
O	S		L		TOWNSHIPS	B	O
I	O		L			O	O
S	N		A			O	K
E			T				
			O				

CITY OF STERLING HGTS

65	133	198 * 003	483
42	151	193 * 004	465
77	208	285 * 005	766
22	75	97 * 010	266
53	153	206 * 011	527
39	122	161 * 012	392
45	106	151 * 013	351
57	105	162 * 020	548
39	76	115 * 021	348
19	72	91 * 022	246
39	57	96 * 029	264
25	45	70 * 030	267
522	1303	1825	TOTAL 4923

CLINTON TOWNSHIP

92	110	202 * 023	572
92	110	202	TOTAL 572
614	1413	2027 *	GRAND TOTAL 5495

STATEMENT OF VOTES, PRIMARY ELECTION  
TUESDAY, AUGUST 4, 1998  
PRECINCT BY PRECINCT REPORT

REPUBLICAN PARTY

COUNTY COMMISSIONER DISTRICT 8

E M  
L U  
I N  
Z E  
A M  
B  
E  
T  
H  
  
A

T  
O  
T  
A  
L

NAMES OF  
CITIES AND  
TOWNSHIPS

P T  
O O  
L T  
L A  
L  
  
B  
O  
O  
K

CITY OF STERLING HGTS

142  
125  
128  
48  
68  
151  
135  
129  
86  
134  
92  
80

142 \* 001  
125 \* 002  
128 \* 006  
48 \* 007  
68 \* 008  
151 \* 009  
135 \* 014  
129 \* 015  
86 \* 016  
134 \* 017  
92 \* 046  
80 \* 047

420  
458  
413  
129  
180  
417  
364  
354  
315  
389  
277  
275

1318

1318 TOTAL

3991

1318

1318 \* GRAND TOTAL

3991

STATEMENT OF VOTES, PRIMARY ELECTION  
TUESDAY, AUGUST 4, 1998  
PRECINCT BY PRECINCT REPORT

DEMOCRATIC PARTY

COUNTY COMMISSIONER DISTRICT 8

D K  
I O  
A L  
N A  
A K  
O  
J W  
S  
K  
I

T  
O  
T  
A  
L

NAMES OF  
CITIES AND  
TOWNSHIPS

P T  
O O  
L T  
L A  
L  
B  
O  
O  
K

CITY OF STERLING HGTS

174	174 * 001	420
199	199 * 002	458
140	140 * 006	413
46	46 * 007	129
64	64 * 008	180
111	111 * 009	417
122	122 * 014	364
127	127 * 015	354
129	129 * 016	315
126	126 * 017	389
114	114 * 046	277
126	126 * 047	275
1478	1478 TOTAL	3991
1478	1478 * GRAND TOTAL	3991

STATEMENT OF VOTES, PRIMARY ELECTION  
TUESDAY, AUGUST 4, 1998  
PRECINCT BY PRECINCT REPORT

REPUBLICAN PARTY

COUNTY COMMISSIONER DISTRICT 9

L R  
A O  
R C  
R C  
Y A

T  
O  
T  
A  
L

NAMES OF  
CITIES AND  
TOWNSHIPS

P T  
O O  
L T  
L A  
L  
B  
O  
O  
K

CITY OF STERLING HGTS

101	101 * 018	338
130	130 * 019	368
90	90 * 023	232
96	96 * 024	277
137	137 * 025	366
150	150 * 026	418
105	105 * 027	263
167	167 * 028	481
73	73 * 035	256
51	51 * 036	185
102	102 * 037	249
1202	1202 TOTAL	3433
1202	1202 * GRAND TOTAL	3433



STATEMENT OF VOTES PRIMARY ELECTION  
TUESDAY AUGUST 4, 1998  
PRECINCT BY PRECINCT REPORT

DEMOCRATIC PARTY COUNTY COMMISSIONER DISTRICT 9

R M  
O I  
B J  
E A  
R C  
T

T  
O  
T  
A  
L

NAMES OF  
CITIES AND  
TOWNSHIPS

P T  
O O  
L T  
L A  
L  
B  
O  
O  
K

CITY OF STERLING HGTS

136	136 * 018	338
142	142 * 019	368
79	79 * 023	232
117	117 * 024	277
126	126 * 025	366
168	168 * 026	418
88	88 * 027	263
184	184 * 028	481
107	107 * 035	256
93	93 * 036	185
80	80 * 037	249
1320	1320 TOTAL	3433
1320	1320 * GRAND TOTAL	3433

STATEMENT OF VOTES, PRIMARY ELECTION  
TUESDAY, AUGUST 4, 1998  
PRECINCT BY PRECINCT REPORT

REPUBLICAN PARTY

COUNTY COMMISSIONER DISTRICT 10

P D D P  
H E O A  
I S N R  
L A N M  
I E A A  
S L A N  
E O  
K  
R  
A  
Y

T  
O  
T  
A  
L  
  
NAMES OF  
CITIES AND  
TOWNSHIPS

P T  
O O  
L T  
L A  
L  
B  
O  
O  
K

CITY OF STERLING HGTS

96	90	186 * 031	357
101	118	219 * 032	397
99	94	193 * 033	340
165	69	234 * 034	511
168	76	244 * 040	526
126	60	186 * 041	365
42	32	74 * 042	192
123	55	178 * 043	422
43	17	60 * 044	144
158	51	209 * 045	390
105	52	157 * 048	311
186	58	244 * 049	454
1412	772	2184	TOTAL 4409
1412	772	2184 *	GRAND TOTAL 4409

STATEMENT OF VOTES, PRIMARY ELECTION  
TUESDAY, AUGUST 4, 1998  
PRECINCT BY PRECINCT REPORT

DEMOCRATIC PARTY

COUNTY COMMISSIONER DISTRICT 10

T C  
H A  
O U  
M L  
A E  
S Y  
M

T  
O  
T  
A  
L

NAMES OF  
CITIES AND  
TOWNSHIPS

P T  
O O  
L T  
L A  
L  
B  
O  
O  
K

CITY OF STERLING HGTS

101	101 * 031	357
104	104 * 032	397
83	83 * 033	340
163	163 * 034	511
165	165 * 040	526
112	112 * 041	365
74	74 * 042	192
143	143 * 043	422
47	47 * 044	144
98	98 * 045	390
82	82 * 048	311
127	127 * 049	454
1299	1299 TOTAL	4409
1299	1299 * GRAND TOTAL	4409

STATEMENT OF VOTES, PRIMARY ELECTION  
 TUESDAY, AUGUST 4, 1998  
 PRECINCT BY PRECINCT REPORT

REPUBLICAN PARTY

COUNTY COMMISSIONER DISTRICT 11

M A R I A O S T E V L L A	C A R I T O N D O V E L L A	C H Y N T H M I A N	E S D Z C Z E P A N S K I	T O T A L	NAMES OF CITIES AND TOWNSHIPS	P T O O L T A L B O O K
---	--	--	---	-----------------------	-------------------------------------	--

			CITY OF STERLING HGTS		
23	20	68	111	* 038	277
19	29	41	89	* 039	245
29	24	55	108	* 050	222
33	27	66	126	* 051	277
11	12	27	50	* 052	84
115	112	257	484	TOTAL	1105
			CITY OF UTICA		
11	10	26	47	* 001	126
42	22	73	137	* 002	278
21	13	17	51	* 003	162
41	24	37	102	* 901	270
115	69	153	337	TOTAL	836
			SHELBY TOWNSHIP		
76	59	192	327	* 002	611
14	23	63	100	* 003	297
12	13	46	71	* 006	250
47	27	128	202	* 008	353
17	26	44	87	* 009	231
34	21	83	138	* 011	324
42	27	97	166	* 015	320
37	25	97	159	* 019	297
08	11	27	46	* 021	103
287	232	777	1296	TOTAL	2786
517	413	1187	2117	* GRAND TOTAL	4727

STATEMENT OF VOTES PRIMARY ELECTION  
TUESDAY, AUGUST 4, 1998  
PRECINCT BY PRECINCT REPORT

DEMOCRATIC PARTY

COUNTY COMMISSIONER DISTRICT 11

L  
I  
N  
G  
D  
R  
A  
A  
I  
M  
L

T  
O  
T  
A  
L

NAMES OF  
CITIES AND  
TOWNSHIPS

P  
T  
O  
O  
L  
T  
A  
L  
B  
O  
O  
K

CITY OF STERLING HGTS

89	89 * 038	277
90	90 * 039	245
61	61 * 050	222
83	83 * 051	277
22	22 * 052	84

345	345 TOTAL	1105
-----	-----------	------

CITY OF UTICA

50	50 * 001	126
83	83 * 002	278
70	70 * 003	162
79	79 * 901	270

282	282 TOTAL	836
-----	-----------	-----

SHELBY TOWNSHIP

138	138 * 002	611
102	102 * 003	297
91	91 * 006	250
66	66 * 008	353
71	71 * 009	231
102	102 * 011	324
54	54 * 015	320
45	45 * 019	297
31	31 * 021	103

700	700 TOTAL	2786
-----	-----------	------

1327	1327 * GRAND TOTAL	4727
------	--------------------	------

STATEMENT OF VOTES PRIMARY ELECTION  
TUESDAY, AUGUST 4, 1998  
PRECINCT BY PRECINCT REPORT

REPUBLICAN PARTY

COUNTY COMMISSIONER DISTRICT 12

F  
R  
A  
N  
E  
T  
T

T  
O  
T  
A  
L

NAMES OF  
CITIES AND  
TOWNSHIPS

P  
O  
L  
L  
B  
O  
K

SHELBY TOWNSHIP

205	205 * 001	473
155	155 * 004	404
170	170 * 005	380
146	146 * 007	353
141	141 * 010	312
217	217 * 012	445
131	131 * 013	305
121	121 * 014	295
290	290 * 016	672
62	62 * 017	141
153	153 * 018	326
60	60 * 020	159
186	186 * 022	437
214	214 * 023	460
260	260 * 024	500
179	179 * 025	368
292	292 * 026	652
131	131 * 027	370
317	317 * 028	764
3430	3430 TOTAL	7816
3430	3430 * GRAND TOTAL	7816

STATEMENT OF VOTES, PRIMARY ELECTION  
TUESDAY, AUGUST 4, 1998  
PRECINCT BY PRECINCT REPORT

DEMOCRATIC PARTY

COUNTY COMMISSIONER DISTRICT 12

A C M N  
L I A O  
B E R W  
E S Y O  
R I S  
T E M I  
L E  
S L  
K S  
I K  
I I

T  
O  
T  
A  
L  
  
NAMES OF  
CITIES AND  
TOWNSHIPS

P T  
O O  
L T  
L A  
L  
B  
O  
O  
K

SHELBY TOWNSHIP

27	48	75 * 001	473
21	64	85 * 004	404
36	48	84 * 005	380
28	58	86 * 007	353
26	42	68 * 010	312
22	47	69 * 012	445
27	41	68 * 013	305
12	47	59 * 014	295
51	82	133 * 016	672
15	10	25 * 017	141
23	39	62 * 018	326
18	45	63 * 020	159
29	38	67 * 022	437
22	57	79 * 023	460
27	40	67 * 024	500
19	35	54 * 025	368
96	91	187 * 026	652
41	76	117 * 027	370
90	98	188 * 028	764
630	1006	1636	TOTAL 7816
630	1006	1636 *	GRAND TOTAL 7816

TUESDAY, AUGUST 4, 1998  
PRECINCT BY PRECINCT REPORT

REPUBLICAN PARTY COUNTY COMMISSIONER DISTRICT 13

D B  
O R  
N O  
W  
N

T  
O  
T  
A  
L

NAMES OF  
CITIES AND  
TOWNSHIPS

P T  
O O  
L T  
L A  
L  
B  
O  
O  
K

---

		CITY OF MEMPHIS	
39	39 * 001		138
39	39	TOTAL	138
		CITY OF RICHMOND	
96	96 * 001		270
114	114 * 002		299
210	210	TOTAL	569
		ARMADA TOWNSHIP	
117	117 * 002		264
117	117	TOTAL	264
		BRUCE TOWNSHIP	
90	90 * 001		217
212	212 * 002		437
79	79 * 003		198
224	224 * 901		413
605	605	TOTAL	1265
		RICHMOND TOWNSHIP	
157	157 * 001		366
157	157	TOTAL	366
		WASHINGTON TOWNSHIP	
102	102 * 001		276
94	94 * 002		258
148	148 * 003		313
105	105 * 004		310



STATEMENT OF VOTES, PRIMARY ELECTION  
 TUESDAY, AUGUST 4, 1998  
 PRECINCT BY PRECINCT REPORT

DEMOCRATIC PARTY

COUNTY COMMISSIONER DISTRICT 13

L  
O  
R  
R  
E  
T  
T  
A  
  
A

T  
O  
T  
A  
L

NAMES OF  
CITIES AND  
TOWNSHIPS

P  
O  
L  
L  
A  
L  
  
B  
O  
O  
K

CITY OF MEMPHIS		
40	40 * 001	138
40	40 TOTAL	138
CITY OF RICHMOND		
99	99 * 001	270
98	98 * 002	299
197	197 TOTAL	569
ARMADA TOWNSHIP		
46	46 * 002	264
46	46 TOTAL	264
BRUCE TOWNSHIP		
63	63 * 001	217
81	81 * 002	437
53	53 * 003	198
76	76 * 901	413
273	273 TOTAL	1265
RICHMOND TOWNSHIP		
84	84 * 001	366
84	84 TOTAL	366
WASHINGTON TOWNSHIP		
55	55 * 001	276
46	46 * 002	258
47	47 * 003	313
80	80 * 004	310

STATEMENT OF VOTES, PRIMARY ELECTION  
TUESDAY, AUGUST 4, 1998  
PRECINCT BY PRECINCT REPORT

REPUBLICAN PARTY

COUNTY COMMISSIONER DISTRICT 13

D B  
O R  
N O  
W  
N

T  
O  
T  
A  
L

NAMES OF  
CITIES AND  
TOWNSHIPS

P T  
O O  
L T  
L A  
L  
B  
O  
O  
K

WASHINGTON TOWNSHIP

138	138 * 005	303
204	204 * 006	472
165	165 * 008	409
261	261 * 901	484
1217	1217 TOTAL	2825
2345	2345 * GRAND TOTAL	5427

STATEMENT OF VOTES PRIMARY ELECTION  
TUESDAY AUGUST 4, 1998  
PRECINCT BY PRECINCT REPORT

DEMOCRATIC PARTY COUNTY COMMISSIONER DISTRICT 13

L  
O  
U  
R  
I  
N  
E  
N  
T  
T  
A  
A

T  
O  
T  
A  
L  
  
NAMES OF  
CITIES AND  
TOWNSHIPS

P  
O  
L  
L  
A  
L  
  
B  
O  
O  
K

WASHINGTON TOWNSHIP

35	35 * 005	303
71	71 * 006	472
72	72 * 008	409
112	112 * 901	484
518	518 TOTAL	2825
1158	1158 * GRAND TOTAL	5427

STATEMENT OF VOTES, PRIMARY ELECTION  
TUESDAY, AUGUST 4, 1998  
PRECINCT BY PRECINCT REPORT

REPUBLICAN PARTY

COUNTY COMMISSIONER DISTRICT 14

T		P	T
O		O	O
T	NAMES OF	L	T
A		L	A
L	CITIES AND		L
	TOWNSHIPS	B	
		O	
		O	
		K	

CITY OF NEW BALTIMORE

00 * 001	232	
00 * 002	299	
00 * 003	494	
00 * 004	217	
00 * 901	246	
00	TOTAL	1488

CHESTERFIELD TOWNSHIP

00 * 001	265	
00 * 004	149	
00 * 005	354	
00 * 006	200	
00 * 007	215	
00 * 009	229	
00 * 010	331	
00 * 011	290	
00 * 012	186	
00 * 013	114	
00 * 014	131	
00 * 015	75	
00	TOTAL	2539

LENOX TOWNSHIP

00 * 001	293	
00 * 002	275	
00 * 901	165	
00	TOTAL	733
00 *	GRAND TOTAL	4760

STATEMENT OF VOTES, PRIMARY ELECTION  
 TUESDAY, AUGUST 4, 1998  
 PRECINCT BY PRECINCT REPORT

DEMOCRATIC PARTY

COUNTY COMMISSIONER DISTRICT 14

J A	J H	K P	T		P T
O C	O E	A A	O		O O
H C	H R	R L	T	NAMES OF	L T
N E	N T	L L	A	CITIES AND	L A
T	E		L	TOWNSHIPS	L
T	C L	M			B
O		A			O
L		R			O
A		K			K

CITY OF NEW BALTIMORE

10	96	10	116 * 001	232
06	105	15	126 * 002	299
06	182	31	219 * 003	494
09	58	24	91 * 004	217
04	98	14	116 * 901	246
35	539	94	668	TOTAL 1488

CHESTERFIELD TOWNSHIP

08	105	31	144 * 001	265
05	50	13	68 * 004	149
09	113	66	188 * 005	354
07	81	22	110 * 006	200
06	71	25	102 * 007	215
03	85	43	131 * 009	229
07	118	25	150 * 010	331
07	118	43	168 * 011	290
10	75	23	108 * 012	186
02	45	12	59 * 013	114
03	50	29	82 * 014	131
09	20	10	39 * 015	75
76	931	342	1349	TOTAL 2539

LENOX TOWNSHIP

03	151	11	165 * 001	293
06	143	20	169 * 002	275
03	71	11	85 * 901	165
12	365	42	419	TOTAL 733
123	1835	478	2436 *	GRAND TOTAL 4760

STATEMENT OF VOTES, PRIMARY ELECTION  
 TUESDAY, AUGUST 4, 1998  
 PRECINCT BY PRECINCT REPORT

REPUBLICAN PARTY

COUNTY COMMISSIONER DISTRICT 15

N B  
 I R  
 C A  
 H N  
 O D  
 L E  
 Y N  
 N B  
 U  
 A R  
 N G  
 N

T  
 O  
 T  
 A  
 L

NAMES OF  
 CITIES AND  
 TOWNSHIPS

P T  
 O O  
 L T  
 L A  
 L  
 B  
 O  
 O  
 K

-----			
		ARMADA TOWNSHIP	
187	187 * 001		481
187	187	TOTAL	481
		MACOMB TOWNSHIP	
131	131 * 001		321
212	212 * 002		515
35	35 * 003		111
179	179 * 004		450
154	154 * 005		377
137	137 * 006		301
182	182 * 007		417
145	145 * 008		381
124	124 * 009		288
73	73 * 010		275
61	61 * 011		123
63	63 * 012		143
71	71 * 013		207
112	112 * 014		267
275	275 * 015		592
16	16 * 016		40
89	89 * 017		214
49	49 * 018		151
2108	2108	TOTAL	5173
		RAY TOWNSHIP	
80	80 * 001		211
89	89 * 002		280
60	60 * 901		100
229	229	TOTAL	591
2524	2524 *	GRAND TOTAL	6245

STATEMENT OF VOTES, PRIMARY ELECTION  
TUESDAY, AUGUST 4, 1998  
PRECINCT BY PRECINCT REPORT

DEMOCRATIC PARTY

COUNTY COMMISSIONER DISTRICT 15

R O  
I N  
C A  
H G  
A A  
R  
D

T  
O  
T A  
L  
  
NAMES OF  
CITIES AND  
TOWNSHIPS

P T  
O O  
L T  
L A  
L  
  
B  
O  
O  
K

-----			
		ARMADA TOWNSHIP	
115	115 * 001		481
115	115	TOTAL	481
		MACOMB TOWNSHIP	
90	90 * 001		321
168	168 * 002		515
45	45 * 003		111
149	149 * 004		450
131	131 * 005		377
92	92 * 006		301
114	114 * 007		417
150	150 * 008		381
82	82 * 009		288
149	149 * 010		275
34	34 * 011		123
35	35 * 012		143
56	56 * 013		207
65	65 * 014		267
142	142 * 015		592
14	14 * 016		40
80	80 * 017		214
69	69 * 018		151
1665	1665	TOTAL	5173
		RAY TOWNSHIP	
38	38 * 001		211
48	48 * 002		280
19	19 * 901		100
105	105	TOTAL	591
1885	1885 *	GRAND TOTAL	6245

STATEMENT OF VOTES, PRIMARY ELECTION  
TUESDAY, AUGUST 4, 1998  
PRECINCT BY PRECINCT REPORT

REPUBLICAN PARTY

LENOX TOWNSHIP CLERK

T		P T
O		O O
T	NAMES OF	L T
A		L A
L	CITIES AND	L
	TOWNSHIPS	B
		O
		O
		K

---

LENOX TOWNSHIP

00 * 001	293
00 * 002	275
00 * 901	165
00 TOTAL	733
00 * GRAND TOTAL	733



STATEMENT OF VOTES, PRIMARY ELECTION  
TUESDAY, AUGUST 4, 1998  
PRECINCT BY PRECINCT REPORT

DEMOCRATIC PARTY

LENOX TOWNSHIP CLERK

J K  
O E  
D T  
I H  
E

T  
O  
T  
A  
L

NAMES OF  
CITIES AND  
TOWNSHIPS

P T  
O O  
L T  
L A  
L  
B  
O  
O  
K

---

LENOX TOWNSHIP

114  
90  
70

114 \* 001  
90 \* 002  
70 \* 901

293  
275  
165

274

274 TOTAL

733

274

274 \* GRAND TOTAL

733

CERTIFICATE OF DETERMINATION

STATE OF MICHIGAN

COUNTY OF MACOMB

THE BOARD OF COUNTY CANVASSERS OF MACOMB COUNTY HAVING ASCERTAINED AND CANVASSED THE VOTES OF THE SEVERAL CITIES AND TOWNSHIPS OF THIS COUNTY, AT THE PRIMARY ELECTION HELD ON THE 4TH DAY OF AUGUST ONE THOUSAND NINE-HUNDRED AND NINETY-EIGHT.

DO HEREBY CERTIFY AND DETERMINE

---

THAT JODI KETHE HAVING RECEIVED THE LARGEST NUMBER OF VOTES IS NOMINATED CANDIDATE BY THE DEMOCRATIC PARTY FOR THE OFFICE OF LENOX TOWNSHIP CLERK.

STATEMENT OF VOTES, PRIMARY ELECTION  
TUESDAY, AUGUST 4, 1998  
PRECINCT BY PRECINCT REPORT

REPUBLICAN PARTY

COUNTY COMMISSIONER DISTRICT 16

N A N C Y	D E D C E N B A C H	L E R O O N L E T	T O T A L	NAMES OF CITIES AND TOWNSHIPS	P T O L L B O O K
-----------------------	--	---	-----------------------	-------------------------------------	---

CLINTON TOWNSHIP

150	232	382 * 001	882
43	42	85 * 004	343
105	169	274 * 035	759
56	71	127 * 036	352
66	113	179 * 037	565
160	201	361 * 038	746
86	106	192 * 039	568
35	43	78 * 040	220
41	57	98 * 041	316
79	102	181 * 042	409
90	110	200 * 044	417
115	84	199 * 045	420
99	117	216 * 046	396
1125	1447	2572 TOTAL	6393
1125	1447	2572 * GRAND TOTAL	6393

STATEMENT OF VOTES PRIMARY ELECTION  
TUESDAY, AUGUST 4, 1998  
PRECINCT BY PRECINCT REPORT

DEMOCRATIC PARTY COUNTY COMMISSIONER DISTRICT 16

G E O R G E R A L D	F I O R G E R A L D	A V E N U E T H I N G I N M I G L I A	T O T A L	NAMES OF CITIES AND TOWNSHIPS	P T O O L T A L B O O K
--	--	---	-----------------------	-------------------------------------	--

CLINTON TOWNSHIP

241	83	324 * 001	882
122	59	181 * 004	343
241	97	338 * 035	759
103	42	145 * 036	352
185	58	243 * 037	565
196	57	253 * 038	746
161	71	232 * 039	568
66	20	86 * 040	220
105	45	150 * 041	316
112	50	162 * 042	409
110	40	150 * 044	417
103	44	147 * 045	420
87	23	110 * 046	396
1832	689	2521	TOTAL 6393
1832	689	2521 *	GRAND TOTAL 6393

STATEMENT OF VOTES, PRIMARY ELECTION  
TUESDAY, AUGUST 4, 1998  
PRECINCT BY PRECINCT REPORT

REPUBLICAN PARTY

COUNTY COMMISSIONER DISTRICT 17

R P  
E A  
B Q  
E U  
C E  
C T  
A T  
E  
J  
O  
A  
N  
A  
N

T  
O  
T  
A  
L

NAMES OF  
CITIES AND  
TOWNSHIPS

P T  
O O  
L T  
L A  
L  
B  
O  
O  
K

CITY OF MT. CLEMENS

04	04 * 001	225
78	78 * 002	316
40	40 * 003	206
46	46 * 004	189
19	19 * 005	150
19	19 * 006	172
37	37 * 008	174
77	77 * 009	279
22	22 * 010	84
206	206 * 901	649

548 548 TOTAL 2444

CLINTON TOWNSHIP

56	56 * 002	220
132	132 * 006	438
87	87 * 008	334
38	38 * 014	210
103	103 * 022	305

416 416 TOTAL 1507

964 964 \* GRAND TOTAL 3951

STATEMENT OF VOTES, PRIMARY ELECTION  
TUESDAY, AUGUST 4, 1998  
PRECINCT BY PRECINCT REPORT

DEMOCRATIC PARTY

COUNTY COMMISSIONER DISTRICT 17

B H  
O I  
B L  
B L  
Y  
  
L

T  
O  
T A L  
  
NAMES OF  
CITIES AND  
TOWNSHIPS

P T  
O O  
L T  
L A  
L  
B  
O  
O  
K

CITY OF MT. CLEMENS

148	148 * 001	225
138	138 * 002	316
96	96 * 003	206
95	95 * 004	189
106	106 * 005	150
88	88 * 006	172
89	89 * 008	174
114	114 * 009	279
30	30 * 010	84
258	258 * 901	649
1162	1162 TOTAL	2444

CLINTON TOWNSHIP

87	87 * 002	220
172	172 * 006	438
135	135 * 008	334
102	102 * 014	210
104	104 * 022	305
600	600 TOTAL	1507
1762	1762 * GRAND TOTAL	3951

STATEMENT OF VOTES, PRIMARY ELECTION  
TUESDAY, AUGUST 4, 1998  
PRECINCT BY PRECINCT REPORT

REPUBLICAN PARTY

COUNTY COMMISSIONER DISTRICT 18

T D	R P	M S	T		P T
E O	O E	I E	O		O O
R Y	G T	C S	T	NAMES OF	L T
R L	E R	H S	A		L A
Y E	R I	A A	L	CITIES AND	L
		E		TOWNSHIPS	B
L		L			O
		C			O
					K

-----  
CHESTERFIELD TOWNSHIP

41	14	101	156 * 002	357
11	12	56	79 * 003	246
10	11	56	77 * 008	277
62	37	213	312	TOTAL 880

HARRISON TOWNSHIP

09	16	59	84 * 003	275
28	39	148	215 * 004	464
23	52	208	283 * 005	537
24	25	80	129 * 006	293
32	39	168	239 * 007	532
03	01	10	14 * 008	86
12	23	151	186 * 009	363
20	11	87	118 * 010	277
19	20	90	129 * 011	298
07	05	25	37 * 012	129
177	231	1026	1434	TOTAL 3254
239	268	1239	1746 *	GRAND TOTAL 4134

STATEMENT OF VOTES, PRIMARY ELECTION  
TUESDAY, AUGUST 4, 1998  
PRECINCT BY PRECINCT REPORT

DEMOCRATIC PARTY

COUNTY COMMISSIONER DISTRICT 18

C O  
H \*  
A N  
R E  
L I  
E L  
E L  
N

T  
O  
T A L  
NAMES OF  
CITIES AND  
TOWNSHIPS

P T  
O O  
L T  
L A  
L  
B  
O  
O  
K

-----  
CHESTERFIELD TOWNSHIP

130	130 * 002	357
106	106 * 003	246
131	131 * 008	277
367	367 TOTAL	880

HARRISON TOWNSHIP

106	106 * 003	275
113	113 * 004	464
101	101 * 005	537
81	81 * 006	293
176	176 * 007	532
41	41 * 008	86
78	78 * 009	363
84	84 * 010	277
105	105 * 011	298
44	44 * 012	129
929	929 TOTAL	3254
1296	1296 * GRAND TOTAL	4134



STATEMENT OF VOTES, PRIMARY ELECTION  
TUESDAY, AUGUST 4, 1998  
PRECINCT BY PRECINCT REPORT

REPUBLICAN PARTY COUNTY COMMISSIONER DISTRICT 19

T		P	T
O		O	O
T	NAMES OF	L	T
A		L	A
L	CITIES AND	L	L
	TOWNSHIPS	B	
		O	
		O	
		K	

CLINTON TOWNSHIP

00 * 005	147
00 * 007	328
00 * 009	241
00 * 010	603
00 * 011	349
00 * 012	217
00 * 015	410
00 * 017	394
00 * 018	356
00 * 019	413
00 * 021	378
00 * 026	544
00 * 030	365
00 * 031	200
00 * 033	495
00 TOTAL	5440
00 * GRAND TOTAL	5440

STATEMENT OF VOTES, PRIMARY ELECTION  
TUESDAY, AUGUST 4, 1998  
PRECINCT BY PRECINCT REPORT

DEMOCRATIC PARTY COUNTY COMMISSIONER DISTRICT 19

J P  
A E  
M R  
E N  
S A  
  
M

T  
O  
T A L  
  
NAMES OF  
CITIES AND  
TOWNSHIPS

P T  
O O  
L T  
L A  
L  
B  
O  
O  
K

CLINTON TOWNSHIP

87	87 * 005	147
153	153 * 007	328
106	106 * 009	241
193	193 * 010	603
160	160 * 011	349
104	104 * 012	217
160	160 * 015	410
165	165 * 017	394
141	141 * 018	356
105	105 * 019	413
184	184 * 021	378
220	220 * 026	544
173	173 * 030	365
83	83 * 031	200
202	202 * 033	495
2236	2236 TOTAL	5440
2236	2236 * GRAND TOTAL	5440

STATEMENT OF VOTES, PRIMARY ELECTION  
TUESDAY, AUGUST 4, 1998  
PRECINCT BY PRECINCT REPORT

REPUBLICAN PARTY

COUNTY COMMISSIONER DISTRICT 20

J N C R D W  
O U A U A I  
H G R S N L  
N E L S S  
N O A O  
P T N

T  
O  
T  
A  
L

NAMES OF  
CITIES AND  
TOWNSHIPS

P T  
O O  
L T  
L A  
L  
B  
O  
O  
K

CITY OF FRASER

16 59 15  
44 75 31  
47 38 12  
29 59 18  
45 52 14  
53 74 24  
24 19 17  
65 134 58

90 \* 001  
150 \* 002  
97 \* 003  
106 \* 004  
111 \* 005  
151 \* 006  
60 \* 007  
257 \* 901

311  
455  
347  
401  
385  
452  
249  
673

323 510 189

1022 TOTAL 3273

CLINTON TOWNSHIP

11 41 19  
13 26 20  
37 56 23  
17 21 05  
27 70 34  
33 63 21  
55 65 25  
16 31 08

71 \* 003  
59 \* 013  
116 \* 016  
43 \* 020  
131 \* 024  
117 \* 025  
145 \* 032  
55 \* 043

292  
261  
308  
237  
374  
413  
315  
148

209 373 155

737 TOTAL 2348

532 883 344

1759 \* GRAND TOTAL 5621

STATEMENT OF VOTES, PRIMARY ELECTION  
TUESDAY, AUGUST 4, 1998  
PRECINCT BY PRECINCT REPORT

DEMOCRATIC PARTY COUNTY COMMISSIONER DISTRICT 20

N A N C Y  M	W H I C T E	T O T A L	NAMES OF CITIES AND TOWNSHIPS	P O L L A B O O K
--------------------------------	----------------------------	-----------------------	-------------------------------------	---

CITY OF FRASER

87	87 * 001	311
107	107 * 002	455
135	135 * 003	347
136	136 * 004	401
136	136 * 005	385
97	97 * 006	452
91	91 * 007	249
249	249 * 901	673
1038	1038 TOTAL	3273

CLINTON TOWNSHIP

142	142 * 003	292
123	123 * 013	261
105	105 * 016	308
128	128 * 020	237
129	129 * 024	374
185	185 * 025	413
82	82 * 032	315
60	60 * 043	148
954	954 TOTAL	2348
1992	1992 * GRAND TOTAL	5621

STATEMENT OF VOTES, PRIMARY ELECTION  
TUESDAY, AUGUST 4, 1998  
PRECINCT BY PRECINCT REPORT

REPUBLICAN PARTY

COUNTY COMMISSIONER DISTRICT 21

J Z  
A E  
M L  
E M  
S A  
N S  
K K  
I

T  
O  
T  
A  
L

NAMES OF  
CITIES AND  
TOWNSHIPS

P T  
O O  
L T  
L A  
L  
B  
O  
O  
K

CITY OF ROSEVILLE

62  
64  
52  
30  
104  
73  
35  
115  
34  
59  
69  
67

62 \* 009  
64 \* 012  
52 \* 013  
30 \* 014  
104 \* 015  
73 \* 016  
35 \* 017  
115 \* 018  
34 \* 019  
59 \* 020  
69 \* 022  
67 \* 023

330  
312  
281  
226  
513  
549  
245  
477  
211  
329  
350  
342

764

764 TOTAL

4165

764

764 \* GRAND TOTAL

4165

STATEMENT OF VOTES, PRIMARY ELECTION  
TUESDAY, AUGUST 4, 1998  
PRECINCT BY PRECINCT REPORT

DEMOCRATIC PARTY

COUNTY COMMISSIONER DISTRICT 21

L H  
E A  
O G  
N G  
A E  
R R  
D T  
Y

T  
O  
T  
A  
L

NAMES OF  
CITIES AND  
TOWNSHIPS

P T  
O O  
L T  
L A  
L  
B  
O  
O  
K

CITY OF ROSEVILLE

189	189 * 009	330
187	187 * 012	312
176	176 * 013	281
141	141 * 014	226
306	306 * 015	513
352	352 * 016	549
152	152 * 017	245
241	241 * 018	477
126	126 * 019	211
190	190 * 020	329
191	191 * 022	350
194	194 * 023	342
2445	2445 TOTAL	4165
2445	2445 * GRAND TOTAL	4165

STATEMENT OF VOTES, PRIMARY ELECTION  
TUESDAY, AUGUST 4, 1998  
PRECINCT BY PRECINCT REPORT

REPUBLICAN PARTY

COUNTY COMMISSIONER DISTRICT 22

J D  
O E  
S F  
E E  
P L  
H I  
C  
D E

T  
O  
T  
A  
L

NAMES OF  
CITIES AND  
TOWNSHIPS

P T  
O O  
L T  
L A  
L  
B  
O  
O  
K

CITY OF EASTPOINTE

55  
85  
30

55 \* 008  
85 \* 016  
30 \* 017

361  
390  
168

170

170 TOTAL

919

CITY OF ROSEVILLE

38  
51  
66  
83  
78  
38  
60  
36  
54

38 \* 001  
51 \* 002  
66 \* 003  
83 \* 004  
78 \* 005  
38 \* 007  
60 \* 008  
36 \* 010  
54 \* 011

227  
249  
416  
378  
434  
231  
397  
182  
310

504

504 TOTAL

2824

674

674 \* GRAND TOTAL

3743

STATEMENT OF VOTES PRIMARY ELECTION  
TUESDAY AUGUST 4, 1998  
PRECINCT BY PRECINCT REPORT

DEMOCRATIC PARTY

COUNTY COMMISSIONER DISTRICT 22

R P E S  
O A L L  
B N I I  
E N Z N  
R E A D  
T L B E  
L E  
J T  
H  
M

T  
O  
T A L  
NAMES OF  
CITIES AND  
TOWNSHIPS

P T  
O O  
L T  
L A  
L  
B  
O  
O  
K

110 139  
84 145  
41 67

249 \* 008  
229 \* 016  
108 \* 017

CITY OF EASTPOINTE

361  
390  
168

235 351

586 TOTAL

919

CITY OF ROSEVILLE

60 106  
56 103  
72 189  
84 153  
82 194  
45 117  
85 183  
37 79  
74 138

166 \* 001  
159 \* 002  
261 \* 003  
237 \* 004  
276 \* 005  
162 \* 007  
268 \* 008  
116 \* 010  
212 \* 011

227  
249  
416  
378  
434  
231  
397  
182  
310

595 1262

1857 TOTAL

2824

830 1613

2443 \* GRAND TOTAL

3743



STATEMENT OF VOTES, PRIMARY ELECTION  
TUESDAY, AUGUST 4, 1998  
PRECINCT BY PRECINCT REPORT

REPUBLICAN PARTY

COUNTY COMMISSIONER DISTRICT 23

M S  
A C  
R H  
C O  
C  
E K  
E  
R

T  
O  
T  
A  
L

NAMES OF  
CITIES AND  
TOWNSHIPS

P T  
O O  
L T  
L A  
L  
B  
O  
O  
K

CITY OF EASTPOINTE

40	40 * 009	208
42	42 * 010	315
54	54 * 011	260
89	89 * 012	365
52	52 * 013	227
49	49 * 014	315
76	76 * 015A	344
00	00 * 015B	344
402	402 TOTAL	2378

CITY OF ST CLAIR SHORES

366	366 * 001	865
157	157 * 002	539
139	139 * 005	549
190	190 * 006	674
159	159 * 036	542
1011	1011 TOTAL	3169

LAKE TOWNSHIP

13	13 * 001	26
13	13 TOTAL	26
1426	1426 * GRAND TOTAL	5573

STATEMENT OF VOTES, PRIMARY ELECTION  
TUESDAY, AUGUST 4, 1998  
PRECINCT BY PRECINCT REPORT

DEMOCRATIC PARTY

COUNTY COMMISSIONER DISTRICT 23

T R  
H A  
O Y  
M M  
A U  
S S  
  
L

T  
O  
T A L  
  
NAMES OF  
CITIES AND  
TOWNSHIPS

P T  
O O  
L T  
L A  
L  
B  
O  
O  
K

CITY OF EASTPOINTE

107	107 * 009	208
189	189 * 010	315
139	139 * 011	260
177	177 * 012	365
111	111 * 013	227
165	165 * 014	315
157	157 * 015A	344
00	00 * 015B	344

1045 1045 TOTAL 2378

CITY OF ST CLAIR SHORES

244	244 * 001	865
193	193 * 002	539
233	233 * 005	549
244	244 * 006	674
202	202 * 036	542

1116 1116 TOTAL 3169

LAKE TOWNSHIP

05 05 \* 001 26

05 05 TOTAL 26

2166 2166 \* GRAND TOTAL 5573

STATEMENT OF VOTES, PRIMARY ELECTION  
TUESDAY, AUGUST 4, 1998  
PRECINCT BY PRECINCT REPORT

REPUBLICAN PARTY

COUNTY COMMISSIONER DISTRICT 24

R F  
O R  
L A  
A S  
N C  
D H  
E  
R T  
T  
I

T  
O  
T  
A  
L

NAMES OF  
CITIES AND  
TOWNSHIPS

P T  
O O  
L T  
L A  
L  
B  
O  
O  
K

CITY OF ST CLAIR SHORES

101	101 * 008	379
58	58 * 009	277
186	186 * 010	759
246	246 * 012	781
217	217 * 014	665
177	177 * 016	579
180	180 * 017	610
197	197 * 018	587
63	63 * 019	296
84	84 * 021	295
97	97 * 035	318
1606	1606 TOTAL	5546
1606	1606 * GRAND TOTAL	5546

STATEMENT OF VOTES PRIMARY ELECTION  
TUESDAY AUGUST 4, 1998  
PRECINCT BY PRECINCT REPORT

DEMOCRATIC PARTY

COUNTY COMMISSIONER DISTRICT 24

J F  
A I  
C E  
K L  
D  
L S

T  
O  
T  
A  
L

NAMES OF  
CITIES AND  
TOWNSHIPS

P T  
O O  
L T  
L A  
L  
B  
O  
O  
K

CITY OF ST CLAIR SHORES

162  
127  
306  
290  
253  
246  
256  
188  
134  
116  
122

162 \* 008  
127 \* 009  
306 \* 010  
290 \* 012  
253 \* 014  
246 \* 016  
256 \* 017  
188 \* 018  
134 \* 019  
116 \* 021  
122 \* 035

379  
277  
759  
781  
665  
579  
610  
587  
296  
295  
318

2200

2200

TOTAL

5546

2200

2200 \*

GRAND TOTAL

5546



STATEMENT OF VOTES PRIMARY ELECTION  
TUESDAY AUGUST 4, 1998  
PRECINCT BY PRECINCT REPORT

DEMOCRATIC PARTY COUNTY COMMISSIONER DISTRICT 25

P K  
E E  
G N  
G N  
Y A  
R  
A D

T  
O  
T A L  
  
NAMES OF  
CITIES AND  
TOWNSHIPS

P T  
O O  
L L  
L A  
L  
B  
O  
O  
K

CITY OF ST CLAIR SHORES

278	278 * 022	732
165	165 * 024	376
175	175 * 025	443
209	209 * 026	482
297	297 * 027	778
267	267 * 029	540
134	134 * 032	319
229	229 * 041	512
170	170 * 042	398
1924	1924 TOTAL	4580

HARRISON TOWNSHIP

149	149 * 001	378
70	70 * 002	172
219	219 TOTAL	550
2143	2143 * GRAND TOTAL	5130

DO HEREBY CERTIFY AND DETERMINE:

THAT THE FOLLOWING PROPOSITIONS OR QUESTIONS WERE PASSED OR DEFEATED AS INDICATED BELOW:

PUBLIC TRANSPORTATION MILLAGE

MACOMB COUNTY PUBLIC TRANSPORTATION MILLAGE RENEWAL  
IF APPROVED, THIS PROPOSAL WILL RENEW THE 0.33 MILLS LEVIED BY MACOMB COUNTY IN 1995, 1996 AND 1997 AND ALLOW CONTINUED SUPPORT IN AID OF THE SUBURBAN MOBILITY AUTHORITY FOR REGIONAL TRANSPORTATION (SMART) AND ITS PURPOSES OF SERVING THE ELDERLY, HANDICAPPED AND GENERAL PUBLIC OF MACOMB COUNTY.

SHALL THE 0.33 MILL, (33 CENTS PER \$1,000 OF TAXABLE VALUE), INCREASE ON THE LIMITATION ON THE AMOUNT OF TAXES IMPOSED ON TAXABLE PROPERTY IN MACOMB COUNTY, WHICH EXPIRED WITH THE 1997 TAX LEVY, BE RENEWED FOR FOUR (4) YEARS, 1998, 1999, 2000 AND 2001, INCLUSIVE, FOR THE PURPOSE OF MAKING CONTRIBUTIONS IN AID OF THE SUBURBAN MOBILITY AUTHORITY FOR REGIONAL TRANSPORTATION ("SMART") AND ITS PURPOSE OF SERVING THE ELDERLY, HANDICAPPED AND GENERAL PUBLIC IN MACOMB COUNTY? IT IS ESTIMATED THAT 0.33 MILLS WOULD RAISE APPROXIMATELY 5.7 MILLION DOLLARS WHEN LEVIED IN 1998.

HAVING RECEIVED SUFFICIENT VOTES WAS PASSED.

STATEMENT OF VOTES, PRIMARY ELECTION  
 TUESDAY, AUGUST 4, 1998  
 PRECINCT BY PRECINCT REPORT

PUBLIC TRANSPORTATION MILLAGE

Y	N	T		P T
E	O	O		O O
S		T	NAMES OF	L T
		A	CITIES AND	L A
		L	TOWNSHIPS	L
				B
				O
				O
				K

CITY OF CENTER LINE

141	60	201 * 001	309
101	22	123 * 002	200
146	44	190 * 003	234
81	31	112 * 004	161
194	26	220 * 005	242
264	77	341 * 901	482
927	260	1187	TOTAL 1628

CITY OF EASTPOINTE

193	58	251 * 001	294
209	61	270 * 002	296
183	45	228 * 003	307
218	72	290 * 004	348
308	85	393 * 005	417
166	62	228 * 006	243
185	71	256 * 007	299
230	73	303 * 008	361
141	53	194 * 009	208
205	64	269 * 010	315
160	76	236 * 011	260
215	88	303 * 012	365
150	50	200 * 013	227
212	79	291 * 014	315
214	78	292 * 015A	344
00	00	00 * 015B	
232	111	343 * 016	390
114	35	149 * 017	168
3335	1161	4496	TOTAL 5157



TUESDAY, AUGUST 4, 1998

PRECINCT BY PRECINCT REPORT

PUBLIC TRANSPORTATION MILLAGE

Y	N	T		P T
E	0	O		O O
S		T	NAMES OF	L T
		A		L A
		L	CITIES AND	L
			TOWNSHIPS	B
				O
				O
				K

CITY OF FRASER

179	110	289 * 001	311
250	166	416 * 002	455
220	98	318 * 003	347
229	145	374 * 004	401
228	123	351 * 005	385
225	199	424 * 006	452
144	80	224 * 007	249
449	155	604 * 901	673
1924	1076	3000	TOTAL 3273

CITY OF MEMPHIS

62	17	79 * 001	138
62	17	79	TOTAL 138

CITY OF MT. CLEMENS

84	21	105 * 001	225
170	49	219 * 002	316
140	45	185 * 003	206
111	33	144 * 004	189
88	14	102 * 005	150
82	22	104 * 006	172
90	28	118 * 008	174
154	65	219 * 009	279
45	13	58 * 010	84
342	75	417 * 901	649
1306	365	1671	TOTAL 2444

CITY OF NEW BALTIMORE

143	68	211 * 001	232
175	96	271 * 002	299

TUESDAY, AUGUST 4, 1998

PRECINCT BY PRECINCT REPORT

PUBLIC TRANSPORTATION MILLAGE

Y	N	T		P T
E	O	O		O O
S		T	NAMES OF	L T
		A		L A
		L	CITIES AND	L
			TOWNSHIPS	B
				O
				O
				K

CITY OF NEW BALTIMORE

250	196	446 * 003	494
124	70	194 * 004	217
172	56	228 * 901	246
864	486	1350 TOTAL	1488

CITY OF RICHMOND

183	63	246 * 001	270
172	93	265 * 002	299
355	156	511 TOTAL	569

CITY OF ROSEVILLE

150	45	195 * 001	227
149	52	201 * 002	249
276	72	348 * 003	416
253	97	350 * 004	378
277	94	371 * 005	434
142	43	185 * 007	231
251	87	338 * 008	397
217	76	293 * 009	330
111	36	147 * 010	182
208	63	271 * 011	310
217	71	288 * 012	312
181	63	244 * 013	281
143	51	194 * 014	226
354	98	452 * 015	513
354	139	493 * 016	549
150	67	217 * 017	245
275	131	406 * 018	477
123	56	179 * 019	211
195	95	290 * 020	329
238	86	324 * 022	350

STATEMENT OF VOTES, PRIMARY ELECTION  
TUESDAY, AUGUST 4, 1998  
PRECINCT BY PRECINCT REPORT

PUBLIC TRANSPORTATION MILLAGE

Y	N	T		P T
E	O	O		O O
S		T	NAMES OF	L T
		A		L A
		L	CITIES AND	L
			TOWNSHIPS	B
				O
				O
				K

CITY OF ROSEVILLE

233	78	311 * 023	342
4497	1600	6097	TOTAL 6989

CITY OF ST CLAIR SHORES

616	176	792 * 001	865
374	118	492 * 002	539
359	143	502 * 005	549
444	153	597 * 006	674
259	83	342 * 008	379
172	87	259 * 009	277
471	222	693 * 010	759
521	204	725 * 012	781
443	164	607 * 014	665
384	143	527 * 016	579
400	148	548 * 017	610
367	157	524 * 018	587
190	79	269 * 019	296
193	84	277 * 021	295
498	177	675 * 022	732
251	100	351 * 024	376
262	139	401 * 025	443
305	148	453 * 026	482
545	171	716 * 027	778
356	147	503 * 029	540
181	116	297 * 032	319
220	63	283 * 035	318
337	163	500 * 036	542
307	175	482 * 041	512
260	117	377 * 042	398
8715	3477	12192	TOTAL 13295

STATEMENT OF VOTES, PRIMARY ELECTION  
TUESDAY, AUGUST 4, 1998  
PRECINCT BY PRECINCT REPORT

PUBLIC TRANSPORTATION MILLAGE

Y	N	T		P T
E	0	O		O O
S		T	NAMES OF	L T
		A		L A
		L	CITIES AND	L
			TOWNSHIPS	B
				O
				O
				K

CITY OF STERLING HGTS

270	104	374 * 001	420
249	136	385 * 002	458
318	122	440 * 003	483
271	132	403 * 004	465
497	186	683 * 005	766
234	137	371 * 006	413
91	26	117 * 007	129
99	73	172 * 008	180
253	124	377 * 009	417
171	70	241 * 010	266
314	170	484 * 011	527
219	94	313 * 012	392
223	98	321 * 013	351
189	135	324 * 014	364
221	99	320 * 015	354
211	68	279 * 016	315
235	118	353 * 017	389
213	90	303 * 018	338
231	110	341 * 019	368
314	164	478 * 020	548
245	64	309 * 021	348
145	71	216 * 022	246
143	68	211 * 023	232
167	72	239 * 024	277
230	107	337 * 025	366
250	116	366 * 026	418
156	84	240 * 027	263
271	128	399 * 028	481
153	90	243 * 029	264
116	76	192 * 030	267
230	77	307 * 031	357
233	129	362 * 032	397
191	80	271 * 033	340

STATEMENT OF VOTES, PRIMARY ELECTION  
 TUESDAY, AUGUST 4, 1998  
 PRECINCT BY PRECINCT REPORT

PUBLIC TRANSPORTATION MILLAGE

Y	N	T		P
E	O	O		O
S		T	NAMES OF	L
		A		L
		L	CITIES AND	L
			TOWNSHIPS	B
				O
				O
				K

CITY OF STERLING HGTS

348	129	477 * 034	511
159	61	220 * 035	256
139	31	170 * 036	185
156	74	230 * 037	249
153	81	234 * 038	277
145	52	197 * 039	245
361	128	489 * 040	526
209	112	321 * 041	365
147	19	166 * 042	192
261	133	394 * 043	422
81	44	125 * 044	144
248	99	347 * 045	390
172	80	252 * 046	277
190	62	252 * 047	275
211	74	285 * 048	311
293	110	403 * 049	454
141	66	207 * 050	222
178	76	254 * 051	277
62	19	81 * 052	84
11007	4868	15875	TOTAL 17861

CITY OF UTICA

62	29	91 * 001	126
150	83	233 * 002	278
78	14	92 * 003	162
150	45	195 * 901	270
440	171	611	TOTAL 836

CITY OF WARREN

24	14	38 * 001	77
90	26	116 * 002	179

STATEMENT OF VOTES, PRIMARY ELECTION  
TUESDAY, AUGUST 4, 1998  
PRECINCT BY PRECINCT REPORT

PUBLIC TRANSPORTATION MILLAGE

Y  
E  
S

N  
O

T  
O  
T  
A  
L

NAMES OF  
CITIES AND  
TOWNSHIPS

P  
T  
O  
L  
L  
A  
L  
B  
O  
O  
K

CITY OF WARREN

77	38	115 * 003	156
138	55	193 * 004	264
66	17	83 * 006	134
78	41	119 * 008	190
116	30	146 * 010	232
68	37	105 * 011	139
108	40	148 * 012	214
95	51	146 * 013	197
45	12	57 * 015	80
64	21	85 * 016	122
63	21	84 * 017	125
80	29	109 * 018	135
35	26	61 * 020	85
57	09	66 * 021	92
33	15	48 * 022	81
68	29	97 * 023	141
92	30	122 * 024	161
52	22	74 * 026	108
35	11	46 * 027	58
69	39	108 * 028	149
119	57	176 * 029	242
78	22	100 * 032	121
73	17	90 * 033	113
89	24	113 * 034	152
114	38	152 * 036	180
77	19	96 * 037	120
51	16	67 * 038	101
65	28	93 * 039	132
77	45	122 * 040	148
87	58	145 * 041	177
142	49	191 * 042	250
16	09	25 * 043	36
87	32	119 * 045	175

TUESDAY, AUGUST 4, 1998

PRECINCT BY PRECINCT REPORT

PUBLIC TRANSPORTATION MILLAGE

Y  
E  
S

N  
O

T  
O  
T  
A  
L

NAMES OF  
CITIES AND  
TOWNSHIPS

P  
T  
L  
A  
L  
B  
O  
O  
K

CITY OF WARREN

166	78	244 * 046	309
56	22	78 * 047	104
148	52	200 * 048	283
86	41	127 * 049	156
130	69	199 * 050	250
61	32	93 * 052	151
170	75	245 * 053	289
59	44	103 * 055	142
128	60	188 * 056	232
173	67	240 * 058	305
133	61	194 * 060	265
143	44	187 * 061	232
126	48	174 * 062	217
109	51	160 * 063	193
140	69	209 * 064	276
101	43	144 * 066	187
133	67	200 * 067	258
125	55	180 * 068	225
97	34	131 * 069	194
116	33	149 * 070	184
144	45	189 * 071	225
83	44	127 * 072	150
34	08	42 * 072A	57
120	43	163 * 073	225
172	83	255 * 074	322
198	76	274 * 076	333
171	45	216 * 078	281
153	60	213 * 080	276
79	34	113 * 081	158
138	49	187 * 082	232
160	57	217 * 084	288
133	46	179 * 085	247
186	78	264 * 086	332

STATEMENT OF VOTES, PRIMARY ELECTION  
TUESDAY, AUGUST 4, 1998  
PRECINCT BY PRECINCT REPORT

PUBLIC TRANSPORTATION MILLAGE

Y	N	T		P T
E	O	O		O O
S		T	NAMES OF	L T
		A		L A
		L	CITIES AND	L
			TOWNSHIPS	B
				O
				O
				K

CITY OF WARREN

84	33	117 *	088	177
141	47	188 *	090	217
65	29	94 *	092	138
128	58	186 *	093	254
157	81	238 *	094	305
129	46	175 *	096	220
120	69	189 *	097	246
125	48	173 *	098	215
38	24	62 *	099	86
141	59	200 *	099A	246
79	40	119 *	100	145
107	43	150 *	101	184
106	43	149 *	102	187
89	46	135 *	103	183
151	76	227 *	105	289
160	77	237 *	106	294
155	92	247 *	108	311
141	82	223 *	109	293
155	69	224 *	110	269
655	209	864 *	901	1138
146	49	195 *	902	266
128	28	156 *	903	211
224	66	290 *	904	382
820	284	1104 *	905	1473
448	119	567 *	906	789
780	283	1063 *	907	1424
1125	356	1481 *	908	1990
13396	5196	18592	TOTAL	24576

ARMADA TOWNSHIP

203	141	344 *	001	481
115	82	197 *	002	264
318	223	541	TOTAL	745



STATEMENT OF VOTES, PRIMARY ELECTION  
 TUESDAY, AUGUST 4, 1998  
 PRECINCT BY PRECINCT REPORT

PUBLIC TRANSPORTATION MILLAGE

Y	N	T		P
E	O	O		O
S		T	NAMES OF	L
		A		L
		L	CITIES AND	L
			TOWNSHIPS	B
				O
				O
				K

BRUCE TOWNSHIP

156	40	196 * 001	217
253	137	390 * 002	437
122	51	173 * 003	198
195	81	276 * 901	413
726	309	1035	TOTAL 1265

CHESTERFIELD TOWNSHIP

172	79	251 * 001	265
187	115	302 * 002	357
121	95	216 * 003	246
85	48	133 * 004	149
235	96	331 * 005	354
128	64	192 * 006	200
109	70	179 * 007	215
150	91	241 * 008	277
133	59	192 * 009	229
161	143	304 * 010	331
167	102	269 * 011	290
109	34	143 * 012	186
63	43	106 * 013	114
76	49	125 * 014	131
62	08	70 * 015	75
1958	1096	3054	TOTAL 3419

CLINTON TOWNSHIP

609	217	826 * 001	882
159	51	210 * 002	220
206	71	277 * 003	292
248	75	323 * 004	343
100	31	131 * 005	147
314	104	418 * 006	438

STATEMENT OF VOTES, PRIMARY ELECTION  
 TUESDAY, AUGUST 4, 1998  
 PRECINCT BY PRECINCT REPORT

PUBLIC TRANSPORTATION MILLAGE

Y	N	T	P
E	O	O	O
S		T	L
		A	L
		L	A
			L
			B
			O
			O
			K

CLINTON TOWNSHIP

216	93	309 * 007	328
257	58	315 * 008	334
159	64	223 * 009	241
421	156	577 * 010	603
252	80	332 * 011	349
148	59	207 * 012	217
173	77	250 * 013	261
147	47	194 * 014	210
313	80	393 * 015	410
207	86	293 * 016	308
276	95	371 * 017	394
245	90	335 * 018	356
263	124	387 * 019	413
153	73	226 * 020	237
320	40	360 * 021	378
223	62	285 * 022	305
415	133	548 * 023	572
257	104	361 * 024	374
307	71	378 * 025	413
382	123	505 * 026	544
268	80	348 * 030	365
116	72	188 * 031	200
210	93	303 * 032	315
356	111	467 * 033	495
517	188	705 * 035	759
225	95	320 * 036	352
385	139	524 * 037	565
501	204	705 * 038	746
384	164	548 * 039	568
170	42	212 * 040	220
229	74	303 * 041	316
294	72	366 * 042	409
105	38	143 * 043	148

STATEMENT OF VOTES, PRIMARY ELECTION  
 TUESDAY, AUGUST 4, 1998  
 PRECINCT BY PRECINCT REPORT

PUBLIC TRANSPORTATION MILLAGE

Y	N	T		P T
E	0	O		O O
S		T	NAMES OF	L T
		A		L A
		L	CITIES AND	L
			TOWNSHIPS	B
				O
				O
				K

CLINTON TOWNSHIP

295	102	397 * 044	417
289	107	396 * 045	420
286	80	366 * 046	396
11400	3925	15325	16260
		TOTAL	

HARRISON TOWNSHIP

274	80	354 * 001	378
112	51	163 * 002	172
166	90	256 * 003	275
252	199	451 * 004	464
230	274	504 * 005	537
181	91	272 * 006	293
334	179	513 * 007	532
64	16	80 * 008	86
172	176	348 * 009	363
154	110	264 * 010	277
218	66	284 * 011	298
84	36	120 * 012	129
2241	1368	3609	3804
		TOTAL	

LAKE TOWNSHIP

11	05	16 * 001	26
11	05	16	26
		TOTAL	

LENOX TOWNSHIP

79	56	135 * 001	293
74	34	108 * 002	275
88	67	155 * 901	165
241	157	398	733
		TOTAL	

STATEMENT OF VOTES, PRIMARY ELECTION  
TUESDAY, AUGUST 4, 1998  
PRECINCT BY PRECINCT REPORT

PUBLIC TRANSPORTATION MILLAGE

Y	N	T		P
E	O	O		T
S		T	NAMES OF	L
		A		A
		L	CITIES AND	L
			TOWNSHIPS	B
				O
				O
				K

MACOMB TOWNSHIP

171	122	293 * 001	321
313	158	471 * 002	515
68	39	107 * 003	111
304	115	419 * 004	450
251	101	352 * 005	377
199	86	285 * 006	301
254	133	387 * 007	417
267	95	362 * 008	381
178	86	264 * 009	288
234	35	269 * 010	275
81	38	119 * 011	123
89	45	134 * 012	143
126	61	187 * 013	207
141	106	247 * 014	267
414	137	551 * 015	592
23	14	37 * 016	40
129	73	202 * 017	214
103	33	136 * 018	151
3345	1477	4822	TOTAL 5173

RAY TOWNSHIP

105	64	169 * 001	211
95	89	184 * 002	280
55	31	86 * 901	100
255	184	439	TOTAL 591

RICHMOND TOWNSHIP

199	81	280 * 001	366
199	81	280	TOTAL 366

STATEMENT OF VOTES, PRIMARY ELECTION  
 TUESDAY, AUGUST 4, 1998  
 PRECINCT BY PRECINCT REPORT

PUBLIC TRANSPORTATION MILLAGE

Y E S	N O	T O T A L	NAMES OF CITIES AND TOWNSHIPS	P T O L L B O O K
-----				
SHELBY TOWNSHIP				
251	200	451 * 001		473
332	239	571 * 002		611
149	125	274 * 003		297
209	161	370 * 004		404
215	141	356 * 005		380
152	90	242 * 006		250
187	145	332 * 007		353
212	121	333 * 008		353
136	74	210 * 009		231
178	115	293 * 010		312
198	109	307 * 011		324
265	163	428 * 012		445
172	111	283 * 013		305
155	131	286 * 014		295
203	108	311 * 015		320
392	241	633 * 016		672
76	58	134 * 017		141
201	115	316 * 018		326
170	113	283 * 019		297
122	21	143 * 020		159
69	26	95 * 021		103
266	150	416 * 022		437
263	180	443 * 023		460
305	176	481 * 024		500
240	109	349 * 025		368
449	154	603 * 026		652
240	87	327 * 027		370
466	244	710 * 028		764
6273	3707	9980	TOTAL	10602

TUESDAY, AUGUST 4, 1998

PRECINCT BY PRECINCT REPORT

PUBLIC TRANSPORTATION MILLAGE

YES

NO

TOTAL

NAMES OF CITIES AND TOWNSHIPS

TOTAL

WASHINGTON TOWNSHIP

178	38	216	* 001	276
130	88	218	* 002	258
172	102	274	* 003	313
156	59	215	* 004	310
152	86	238	* 005	303
278	138	416	* 006	472
236	117	353	* 008	409
260	122	382	* 901	484
1562	750	2312	TOTAL	2825
75357	32115	107472	* GRAND TOTAL	124063

STATEMENT OF VOTES, PRIMARY ELECTION  
 TUESDAY, AUGUST 4, 1998  
 PRECINCT BY PRECINCT REPORT

MACOMB COMMUNITY COLLEGE TECHNOLOGY BOND PROPOSAL

Y E S	N O	T O T A L	NAMES OF CITIES AND TOWNSHIPS	P T L A L B O O K
-----				
CITY OF CENTER LINE				
124	64	188	* 001	309
87	39	126	* 002	200
115	60	175	* 003	234
69	39	108	* 004	161
178	41	219	* 005	242
203	136	339	* 901	482
776	379	1155	TOTAL	1628
CITY OF EASTPOINTE				
158	91	249	* 001	294
161	107	268	* 002	296
136	90	226	* 003	307
189	98	287	* 004	348
241	151	392	* 005	417
145	75	220	* 006	243
146	106	252	* 007	299
182	108	290	* 008	361
119	72	191	* 009	208
172	90	262	* 010	315
131	101	232	* 011	260
176	125	301	* 012	365
117	80	197	* 013	227
180	107	287	* 014	315
188	103	291	* 015A	344
00	00	00	* 015B	
191	149	340	* 016	390
93	50	143	* 017	168
2725	1703	4428	TOTAL	5157

STATEMENT OF VOTES, PRIMARY ELECTION  
 TUESDAY, AUGUST 4, 1998  
 PRECINCT BY PRECINCT REPORT

MACOMB COMMUNITY COLLEGE TECHNOLOGY BOND PROPOSAL

Y E S	N O	T O T A L	NAMES OF CITIES AND TOWNSHIPS	P T O L L A L B O O K
-----				
CITY OF FRASER				
153	130	283 * 001		311
237	187	424 * 002		455
190	118	308 * 003		347
200	164	364 * 004		401
196	145	341 * 005		385
200	222	422 * 006		452
102	110	212 * 007		249
323	274	597 * 901		673
1601	1350	2951	TOTAL	3273
CITY OF MEMPHIS				
46	31	77 * 001		138
46	31	77	TOTAL	138
CITY OF MT. CLEMENS				
62	29	91 * 001		225
170	50	220 * 002		316
117	63	180 * 003		206
102	45	147 * 004		189
76	27	103 * 005		150
66	29	95 * 006		172
90	53	143 * 008		174
146	85	231 * 009		279
45	16	61 * 010		84
280	176	456 * 901		649
1154	573	1727	TOTAL	2444
CITY OF NEW BALTIMORE				
114	92	206 * 001		232
165	102	267 * 002		299



STATEMENT OF VOTES, PRIMARY ELECTION  
 TUESDAY, AUGUST 4, 1998  
 PRECINCT BY PRECINCT REPORT

MACOMB COMMUNITY COLLEGE TECHNOLOGY BOND PROPOSAL

Y E S	N O	T O T A L	NAMES OF CITIES AND TOWNSHIPS	P T L A L B O O K
CITY OF NEW BALTIMORE				
234	208	442 * 003		494
122	74	196 * 004		217
106	109	215 * 901		246
741	585	1326	TOTAL	1488
CITY OF RICHMOND				
156	88	244 * 001		270
147	110	257 * 002		299
303	198	501	TOTAL	569
CITY OF ROSEVILLE				
113	84	197 * 001		227
122	72	194 * 002		249
234	108	342 * 003		416
201	144	345 * 004		378
226	137	363 * 005		434
105	79	184 * 007		231
191	142	333 * 008		397
173	118	291 * 009		330
86	57	143 * 010		182
169	94	263 * 011		310
172	111	283 * 012		312
142	98	240 * 013		281
114	76	190 * 014		226
280	172	452 * 015		513
303	191	494 * 016		549
134	82	216 * 017		245
233	164	397 * 018		477
98	81	179 * 019		211
162	128	290 * 020		329
197	123	320 * 022		350

TUESDAY, AUGUST 4, 1998

PRECINCT BY PRECINCT REPORT

MACOMB COMMUNITY COLLEGE TECHNOLOGY BOND PROPOSAL

Y E S	N O	T O T A L	NAMES OF CITIES AND TOWNSHIPS	P T O L L A L B O O K
-----				
CITY OF ROSEVILLE				
184	124	308 * 023		342
3639	2385	6024	TOTAL	6989
CITY OF ST CLAIR SHORES				
467	295	762 * 001		865
300	167	467 * 002		539
263	224	487 * 005		549
346	219	565 * 006		674
196	134	330 * 008		379
120	132	252 * 009		277
330	330	660 * 010		759
417	286	703 * 012		781
324	267	591 * 014		665
283	228	511 * 016		579
314	226	540 * 017		610
290	218	508 * 018		587
154	114	268 * 019		296
159	111	270 * 021		295
401	256	657 * 022		732
185	157	342 * 024		376
210	180	390 * 025		443
231	211	442 * 026		482
422	270	692 * 027		778
273	218	491 * 029		540
147	138	285 * 032		319
150	109	259 * 035		318
264	218	482 * 036		542
231	242	473 * 041		512
197	161	358 * 042		398
6674	5111	11785	TOTAL	13295

STATEMENT OF VOTES, PRIMARY ELECTION  
 TUESDAY, AUGUST 4, 1998  
 PRECINCT BY PRECINCT REPORT

MACOMB COMMUNITY COLLEGE TECHNOLOGY BOND PROPOSAL

Y	N	T		P
E	O	O		O
S		T	NAMES OF	L
		A		A
		L	CITIES AND	L
			TOWNSHIPS	B
				O
				O
				K

CITY OF STERLING HGTS

257	115	372 * 001	420
226	153	379 * 002	458
276	153	429 * 003	483
251	149	400 * 004	465
412	255	667 * 005	766
222	145	367 * 006	413
71	44	115 * 007	129
104	63	167 * 008	180
232	140	372 * 009	417
139	100	239 * 010	266
276	201	477 * 011	527
205	105	310 * 012	392
197	121	318 * 013	351
181	143	324 * 014	364
197	120	317 * 015	354
182	93	275 * 016	315
220	138	358 * 017	389
214	88	302 * 018	338
224	115	339 * 019	368
279	197	476 * 020	548
189	112	301 * 021	348
141	75	216 * 022	246
136	72	208 * 023	232
132	104	236 * 024	277
210	127	337 * 025	366
235	131	366 * 026	418
150	88	238 * 027	263
235	157	392 * 028	481
158	83	241 * 029	264
118	74	192 * 030	267
235	72	307 * 031	357
251	113	364 * 032	397
197	76	273 * 033	340

DO HEREBY CERTIFY AND DETERMINE:

THAT THE FOLLOWING PROPOSITIONS OR QUESTIONS WERE PASSED OR DEFEATED AS INDICATED BELOW:

MACOMB COMMUNITY COLLEGE TECHNOLOGY BOND PROPOSAL

MACOMB COMMUNITY COLLEGE TECHNOLOGY BOND PROPOSAL

APPROVAL OF THIS PROPOSAL WOULD PERMIT THE COLLEGE TO BORROW UP TO \$19.2 MILLION DOLLARS FOR THE PURPOSE OF ACQUIRING AND INSTALLING TECHNOLOGY, INCLUDING COMPUTER HARDWARE, SOFTWARE, AND COMMUNICATIONS DEVICES USED FOR STUDENT LEARNING, LIBRARY REFERENCE, COMMUNITY ACCESS AND OTHER COLLEGE PURPOSES.

SHALL THE COMMUNITY COLLEGE DISTRICT OF THE COUNTY OF MACOMB BORROW THE SUM OF NOT MORE THAN NINETEEN MILLION TWO HUNDRED THOUSAND (\$19,200,000) AND ISSUE ONE OR MORE SERIES OF ITS GENERAL OBLIGATION UNLIMITED TAX BONDS THEREFOR, FOR THE PURPOSE OF DEFRAYING THE COST OF ACQUIRING AND INSTALLING TECHNOLOGY EQUIPMENT AND RENOVATING, EQUIPPING AND REEQUIPPING COMMUNITY COLLEGE BUILDINGS FOR TECHNOLOGY?

HAVING RECEIVED SUFFICIENT VOTES WAS PASSED.

STATEMENT OF VOTES, PRIMARY ELECTION  
 TUESDAY, AUGUST 4, 1998  
 PRECINCT BY PRECINCT REPORT

MACOMB COMMUNITY COLLEGE TECHNOLOGY BOND PROPOSAL

Y E S	N O	T O T A L	NAMES OF CITIES AND TOWNSHIPS	P T L A L B O O K
-----				
CITY OF STERLING HGTS				
309	167	476	* 034	511
156	70	226	* 035	256
121	44	165	* 036	185
147	83	230	* 037	249
142	90	232	* 038	277
122	75	197	* 039	245
335	147	482	* 040	526
213	107	320	* 041	365
119	42	161	* 042	192
274	117	391	* 043	422
81	39	120	* 044	144
220	119	339	* 045	390
160	90	250	* 046	277
174	77	251	* 047	275
210	77	287	* 048	311
252	151	403	* 049	454
132	73	205	* 050	222
152	101	253	* 051	277
56	23	79	* 052	84
10127	5614	15741	TOTAL	17861
CITY OF UTICA				
69	23	92	* 001	126
144	87	231	* 002	278
70	23	93	* 003	162
102	84	186	* 901	270
385	217	602	TOTAL	836
CITY OF WARREN				
35	11	46	* 001	77
71	41	112	* 002	179

STATEMENT OF VOTES, PRIMARY ELECTION  
TUESDAY, AUGUST 4, 1998  
PRECINCT BY PRECINCT REPORT

MACOMB COMMUNITY COLLEGE TECHNOLOGY BOND PROPOSAL

Y	N	T		P
E	O	O		O
S		T	NAMES OF	L
		A		L
		L	CITIES AND	L
			TOWNSHIPS	B
				O
				O
				K

CITY OF WARREN

59	49	108 * 003	156
118	68	186 * 004	264
55	28	83 * 006	134
67	52	119 * 008	190
105	37	142 * 010	232
54	44	98 * 011	139
91	50	141 * 012	214
81	63	144 * 013	197
30	23	53 * 015	80
54	31	85 * 016	122
52	29	81 * 017	125
72	37	109 * 018	135
42	21	63 * 020	85
41	20	61 * 021	92
31	17	48 * 022	81
57	36	93 * 023	141
83	40	123 * 024	161
38	32	70 * 026	108
32	14	46 * 027	58
65	41	106 * 028	149
98	71	169 * 029	242
69	31	100 * 032	121
72	17	89 * 033	113
74	34	108 * 034	152
96	53	149 * 036	180
67	31	98 * 037	120
39	25	64 * 038	101
67	24	91 * 039	132
69	49	118 * 040	148
80	62	142 * 041	177
117	68	185 * 042	250
13	12	25 * 043	36
76	44	120 * 045	175

STATEMENT OF VOTES, PRIMARY ELECTION  
 TUESDAY, AUGUST 4, 1998  
 PRECINCT BY PRECINCT REPORT

MACOMB COMMUNITY COLLEGE TECHNOLOGY BOND PROPOSAL

Y	N	T		P
E	O	O		O
S		T	NAMES OF	L
		A		L
		L	CITIES AND	L
			TOWNSHIPS	B
				O
				O
				K

CITY OF WARREN

161	75	236 *	046	309
45	31	76 *	047	104
119	71	190 *	048	283
69	52	121 *	049	156
119	74	193 *	050	250
52	43	95 *	052	151
151	91	242 *	053	289
53	47	100 *	055	142
117	68	185 *	056	232
142	99	241 *	058	305
125	71	196 *	060	265
139	47	186 *	061	232
105	63	168 *	062	217
94	61	155 *	063	193
126	77	203 *	064	276
101	48	149 *	066	187
129	70	199 *	067	258
108	71	179 *	068	225
86	46	132 *	069	194
117	32	149 *	070	184
141	44	185 *	071	225
73	49	122 *	072	150
32	07	39 *	072A	57
114	43	157 *	073	225
161	91	252 *	074	322
170	110	280 *	076	333
140	69	209 *	078	281
150	67	217 *	080	276
70	42	112 *	081	158
115	60	175 *	082	232
143	76	219 *	084	288
120	50	170 *	085	247
162	92	254 *	086	332

STATEMENT OF VOTES, PRIMARY ELECTION  
 TUESDAY, AUGUST 4, 1998  
 PRECINCT BY PRECINCT REPORT

MACOMB COMMUNITY COLLEGE TECHNOLOGY BOND PROPOSAL

Y	N	T		P T
E	0	O		O O
S		T	NAMES OF	L T
		A		L A
		L	CITIES AND	L
			TOWNSHIPS	B
				O
				O
				K

CITY OF WARREN

90	49	139 * 088	177
119	60	179 * 090	217
57	33	90 * 092	138
120	67	187 * 093	254
135	94	229 * 094	305
128	42	170 * 096	220
125	63	188 * 097	246
114	55	169 * 098	215
43	17	60 * 099	86
138	62	200 * 099A	246
68	46	114 * 100	145
85	61	146 * 101	184
82	65	147 * 102	187
84	42	126 * 103	183
133	95	228 * 105	289
151	87	238 * 106	294
154	91	245 * 108	311
141	96	237 * 109	293
124	87	211 * 110	269
523	404	927 * 901	1138
119	94	213 * 902	266
105	72	177 * 903	211
183	143	326 * 904	382
722	558	1280 * 905	1473
390	278	668 * 906	789
633	573	1206 * 907	1424
958	694	1652 * 908	1990
11743	7370	19113	24576
		TOTAL	

ARMADA TOWNSHIP

175	169	344 * 001	481
104	88	192 * 002	264
279	257	536	745
		TOTAL	



STATEMENT OF VOTES, PRIMARY ELECTION  
TUESDAY, AUGUST 4, 1998  
PRECINCT BY PRECINCT REPORT

MACOMB COMMUNITY COLLEGE TECHNOLOGY BOND PROPOSAL

Y	N	T		P
E	0	O		T
S		T	NAMES OF	L
		A		A
		L	CITIES AND	L
			TOWNSHIPS	B
				0
				0
				K

BRUCE TOWNSHIP

124	71	195 * 001	217
237	156	393 * 002	437
118	68	186 * 003	198
143	141	284 * 901	413
622	436	1058	TOTAL 1265

CHESTERFIELD TOWNSHIP

162	86	248 * 001	265
156	141	297 * 002	357
123	94	217 * 003	246
67	66	133 * 004	149
216	113	329 * 005	354
118	72	190 * 006	200
100	77	177 * 007	215
126	113	239 * 008	277
114	74	188 * 009	229
127	174	301 * 010	331
141	125	266 * 011	290
103	37	140 * 012	186
62	43	105 * 013	114
75	47	122 * 014	131
58	12	70 * 015	75
1748	1274	3022	TOTAL 3419

CLINTON TOWNSHIP

458	352	810 * 001	882
112	87	199 * 002	220
149	118	267 * 003	292
198	114	312 * 004	343
84	42	126 * 005	147
253	161	414 * 006	438

STATEMENT OF VOTES, PRIMARY ELECTION  
 TUESDAY, AUGUST 4, 1998  
 PRECINCT BY PRECINCT REPORT

MACOMB COMMUNITY COLLEGE TECHNOLOGY BOND PROPOSAL

Y	N	T		P
E	O	O		O
S		T	NAMES OF	L
		A		A
		L	CITIES AND	L
			TOWNSHIPS	B
				O
				O
				K

CLINTON TOWNSHIP

164	141	305 * 007	328
196	111	307 * 008	334
122	98	220 * 009	241
303	258	561 * 010	603
204	125	329 * 011	349
129	75	204 * 012	217
145	100	245 * 013	261
110	83	193 * 014	210
238	140	378 * 015	410
170	119	289 * 016	308
227	128	355 * 017	394
185	151	336 * 018	356
202	178	380 * 019	413
122	104	226 * 020	237
256	98	354 * 021	378
185	91	276 * 022	305
346	190	536 * 023	572
179	169	348 * 024	374
243	125	368 * 025	413
295	202	497 * 026	544
216	130	346 * 030	365
117	72	189 * 031	200
163	132	295 * 032	315
279	175	454 * 033	495
415	282	697 * 035	759
225	95	320 * 036	352
304	217	521 * 037	565
467	238	705 * 038	746
327	213	540 * 039	568
135	75	210 * 040	220
201	90	291 * 041	316
213	138	351 * 042	409
86	57	143 * 043	148

STATEMENT OF VOTES, PRIMARY ELECTION  
 TUESDAY, AUGUST 4, 1998  
 PRECINCT BY PRECINCT REPORT

MACOMB COMMUNITY COLLEGE TECHNOLOGY BOND PROPOSAL

Y E S	N O	T O T A L	NAMES OF CITIES AND TOWNSHIPS	P T O L L A L B O O K
-----				
CLINTON TOWNSHIP				
215	174	389	* 044	417
236	160	396	* 045	420
235	127	362	* 046	396
9109	5935	15044	TOTAL	16260
HARRISON TOWNSHIP				
224	122	346	* 001	378
87	68	155	* 002	172
130	121	251	* 003	275
226	221	447	* 004	464
198	305	503	* 005	537
138	135	273	* 006	293
256	239	495	* 007	532
57	20	77	* 008	86
135	209	344	* 009	363
120	140	260	* 010	277
171	107	278	* 011	298
55	60	115	* 012	129
1797	1747	3544	TOTAL	3804
LAKE TOWNSHIP				
12	05	17	* 001	26
12	05	17	TOTAL	26
LENOX TOWNSHIP				
78	55	133	* 001	293
53	50	103	* 002	275
59	82	141	* 901	165
190	187	377	TOTAL	733

STATEMENT OF VOTES, PRIMARY ELECTION  
 TUESDAY, AUGUST 4, 1998  
 PRECINCT BY PRECINCT REPORT

MACOMB COMMUNITY COLLEGE TECHNOLOGY BOND PROPOSAL

Y	N	T		P
E	O	O		T
S		T	NAMES OF	L
		A		L
		L	CITIES AND	L
			TOWNSHIPS	B
				O
				O
				K

MACOMB TOWNSHIP

184	105	289	* 001	321
249	226	475	* 002	515
70	33	103	* 003	111
298	127	425	* 004	450
251	105	356	* 005	377
173	115	288	* 006	301
263	128	391	* 007	417
224	138	362	* 008	381
131	131	262	* 009	288
190	71	261	* 010	275
61	58	119	* 011	123
81	55	136	* 012	143
130	54	184	* 013	207
165	85	250	* 014	267
364	180	544	* 015	592
15	22	37	* 016	40
123	78	201	* 017	214
89	47	136	* 018	151
3061	1758	4819	TOTAL	5173

RAY TOWNSHIP

107	61	168	* 001	211
93	90	183	* 002	280
38	47	85	* 901	100
238	198	436	TOTAL	591

RICHMOND TOWNSHIP

181	97	278	* 001	366
181	97	278	TOTAL	366

STATEMENT OF VOTES, PRIMARY ELECTION  
 TUESDAY, AUGUST 4, 1998  
 PRECINCT BY PRECINCT REPORT

MACOMB COMMUNITY COLLEGE TECHNOLOGY BOND PROPOSAL

Y E S	N O	T O T A L	NAMES OF CITIES AND TOWNSHIPS	P T O L A L B O O K
-----				
SHELBY TOWNSHIP				
225	212	437	* 001	473
282	271	553	* 002	611
128	140	268	* 003	297
213	150	363	* 004	404
193	160	353	* 005	380
138	94	232	* 006	250
165	163	328	* 007	353
181	146	327	* 008	353
137	71	208	* 009	231
176	114	290	* 010	312
166	133	299	* 011	324
229	185	414	* 012	445
143	134	277	* 013	305
146	133	279	* 014	295
153	149	302	* 015	320
360	246	606	* 016	672
70	63	133	* 017	141
164	146	310	* 018	326
164	111	275	* 019	297
95	44	139	* 020	159
62	30	92	* 021	103
245	164	409	* 022	437
242	194	436	* 023	460
283	191	474	* 024	500
218	128	346	* 025	368
334	241	575	* 026	652
204	106	310	* 027	370
358	319	677	* 028	764
5474	4238	9712	TOTAL	10602

STATEMENT OF VOTES, PRIMARY ELECTION  
TUESDAY, AUGUST 4, 1998  
PRECINCT BY PRECINCT REPORT

MACOMB COMMUNITY COLLEGE TECHNOLOGY BOND PROPOSAL

Y  
E  
S

N  
O

T  
O  
T  
A  
L

NAMES OF  
CITIES AND  
TOWNSHIPS

P  
T  
O  
O  
L  
T  
A  
L  
B  
O  
O  
K

WASHINGTON TOWNSHIP

142	73	215	* 001	276
119	97	216	* 002	258
145	123	268	* 003	313
134	74	208	* 004	310
120	111	231	* 005	303
248	162	410	* 006	472
219	129	348	* 008	409
191	207	398	* 901	484
1318	976	2294	TOTAL	2825
63943	42624	106567	* GRAND TOTAL	124063

DO HEREBY CERTIFY AND DETERMINE:

THAT THE FOLLOWING PROPOSITIONS OR QUESTIONS WERE PASSED OR DEFEATED AS INDICATED BELOW:

FRASER CITY HALL/PUBLIC SAFETY BOND

FRASER CITY HALL/PUBLIC SAFETY BUILDING  
BOND PROPOSITION

SHALL THE CITY OF FRASER, COUNTY OF MACOMB, MICHIGAN, BORROW THE PRINCIPAL SUM OF NOT TO EXCEED \$5,750,000, AND ISSUE ITS UNLIMITED TAX GENERAL OBLIGATION BONDS THEREFOR, FOR THE PURPOSES OF PAYING ALL OR PART OF THE COSTS OF CONSTRUCTING, COMPLETING, EQUIPPING, AND FURNISHING A NEW CITY HALL/ PUBLIC SAFETY BUILDING; PREPARING, DEVELOPING, AND IMPROVING THE SITE THEREFOR, INCLUDING ENTRANCES, APPROACHES, PARKING FACILITIES, LANDSCAPING, AND DEMOLITION OF THE EXISTING STRUCTURE; AND ALL NECESSARY AND RELATED COSTS?

HAVING RECEIVED SUFFICIENT VOTES WAS PASSED.

TUESDAY, AUGUST 4, 1998  
PRECINCT BY PRECINCT REPORT

FRASER CITY HALL/PUBLIC SAFETY BOND

Y	N	T		P	T
E	O	O		O	O
S		T	NAMES OF	L	T
		A	CITIES AND	L	A
		L	TOWNSHIPS	L	L
				B	
				O	
				O	
				K	

CITY OF FRASER

177	128	305	* 001	311
272	173	445	* 002	455
232	105	337	* 003	347
219	168	387	* 004	401
245	121	366	* 005	385
262	181	443	* 006	452
147	90	237	* 007	249
419	212	631	* 901	673
1973	1178	3151	TOTAL	3273
1973	1178	3151	* GRAND TOTAL	3273



CERTIFICATE OF DETERMINATION

STATE OF MICHIGAN

COUNTY OF MACOMB

THE BOARD OF COUNTY CANVASSERS OF MACOMB COUNTY HAVING ASCERTAINED AND CANVASSED THE VOTERS OF THE SEVERAL CITIES AND TOWNSHIPS OF THIS COUNTY, AT THE SPECIAL ELECTION HELD ON THE 4TH DAY OF AUGUST, IN THE YEAR ONE THOUSAND NINE-HUNDRED AND NINETY-EIGHT.

DO HEREBY CERTIFY AND DETERMINE:

THAT THE FOLLOWING PROPOSITIONS OR QUESTIONS WERE PASSED OR DEFEATED AS INDICATED BELOW:

NEW BALTIMORE SPECIAL BOND PROPOSITION

NEW BALTIMORE ROAD AND STREET BOND

"SHALL THE CITY OF NEW BALTIMORE, COUNTY OF MACOMB, MICHIGAN BORROW THE SUM NOT TO EXCEED SIX MILLION DOLLARS (\$6,000,000) AND ISSUE ITS GENERAL OBLIGATION UNLIMITED TAX BONDS THEREFOR, IN ONE OR MORE SERIES PRIOR TO JULY 1, 2004, EACH SERIES PAYABLE OVER A PERIOD NOT GREATER THAN 20 YEARS, FOR THE PURPOSE OF PAYING THE COSTS OF RECONSTRUCTING AND IMPROVING THE CITY'S EXISTING ROADS AND STREETS, INCLUDING REPAVING, RESURFACING AND CONSTRUCTION AND RECONSTRUCTION OF CURBS, GUTTERS AND UNDERGROUND STORM DRAINS, TOGETHER WITH ALL APPURTENANCES THERETO?"

HAVING RECEIVED SUFFICIENT VOTES WAS PASSED.

STATEMENT OF VOTES, PRIMARY ELECTION  
TUESDAY, AUGUST 4, 1998  
PRECINCT BY PRECINCT REPORT

NEW BALTIMORE SPECIAL BOND PROPOSITION

Y  
E  
S

N  
O


T  
O  
T  
A  
L

NAMES OF  
CITIES AND  
TOWNSHIPS

P T  
O O  
L T  
L A  
L  
B  
O  
O  
K

CITY OF NEW BALTIMORE

114	102	216 * 001	232
173	115	288 * 002	299
213	258	471 * 003	494
108	101	209 * 004	217
139	96	235 * 901	246
747	672	1419	TOTAL 1488
747	672	1419 *	GRAND TOTAL 1488



CERTIFICATE OF DETERMINATION

STATE OF MICHIGAN

COUNTY OF MACOMB

THE BOARD OF COUNTY CANVASSERS OF MACOMB COUNTY HAVING ASCERTAINED AND CANVASSED THE VOTERS OF THE SEVERAL CITIES AND TOWNSHIPS OF THIS COUNTY, AT THE SPECIAL ELECTION HELD ON THE 4TH DAY OF AUGUST , IN THE YEAR ONE THOUSAND NINE-HUNDRED AND NINETY-EIGHT.

DO HEREBY CERTIFY AND DETERMINE:

THAT THE FOLLOWING PROPOSITIONS OR QUESTIONS WERE PASSED OR DEFEATED AS INDICATED BELOW:

ST CLAIR SHORES CHARTER AMENDMENT - WATER AND UTILITY SYSTEM

CHARTER AMENDMENT Section 8.9(e) - Shall the City of St. Clair Shores Charter commencing July 1, 1999, levy one (1) mill per year for five (5) years to fund operating, maintenance and infrastructure costs of its water and utility sewer? Total revenue raised by this levy will be offset by an equivalent reduction in total water and sewage fees.

HAVING RECEIVED SUFFICIENT VOTES WAS PASSED.

CERTIFICATE OF DETERMINATION

STATE OF MICHIGAN

COUNTY OF MACOMB

THE BOARD OF COUNTY CANVASSERS OF MACOMB COUNTY HAVING ASCERTAINED AND CANVASSED THE VOTERS OF THE SEVERAL CITIES AND TOWNSHIPS OF THIS COUNTY, AT THE SPECIAL ELECTION HELD ON THE 4TH DAY OF AUGUST, IN THE YEAR ONE THOUSAND NINE-HUNDRED AND NINETY-EIGHT.

DO HEREBY CERTIFY AND DETERMINE:

THAT THE FOLLOWING PROPOSITIONS OR QUESTIONS WERE PASSED OR DEFEATED AS INDICATED BELOW:

ST CLAIR SHORES CHARTER AMENDMENT - STREET REPAIR

CHARTER AMENDMENT Section 8.9(d)(1) - Shall the City of St. Clair Shores Charter Amendment approved in 1994 providing for necessary residential street repairs, street construction and related sewer repairs and reconstruction by the levy and collection of one (1) mill per year for five (5) years be renewed for an additional five years?

HAVING RECEIVED SUFFICIENT VOTES WAS PASSED.

TUESDAY, AUGUST 4, 1998

PRECINCT BY PRECINCT REPORT

ST CLAIR SHORES CHARTER AMENDMENT - STREET REPAIR

Y	N	T		P	T
E	O	O		O	O
S		T	NAMES OF	L	T
		A		L	A
		L	CITIES AND	L	L
			TOWNSHIPS	B	
				O	
				O	
				K	

CITY OF ST CLAIR SHORES

616	168	784 * 001		865
384	105	489 * 002		539
357	136	493 * 005		549
457	141	598 * 006		674
261	75	336 * 008		379
166	89	255 * 009		277
463	224	687 * 010		759
519	195	714 * 012		781
423	170	593 * 014		665
385	137	522 * 016		579
405	148	553 * 017		610
374	155	529 * 018		587
183	83	266 * 019		296
206	68	274 * 021		295
503	180	683 * 022		732
250	93	343 * 024		376
273	115	388 * 025		443
324	127	451 * 026		482
547	156	703 * 027		778
370	129	499 * 029		540
187	101	288 * 032		319
208	59	267 * 035		318
357	141	498 * 036		542
290	183	473 * 041		512
262	117	379 * 042		398
8770	3295	12065	TOTAL	13295
8770	3295	12065 *	GRAND TOTAL	13295

STATEMENT OF VOTES, PRIMARY ELECTION  
TUESDAY, AUGUST 4, 1998  
PRECINCT BY PRECINCT REPORT

ST. CLAIR SHORES CHARTER AMENDMENT - WATER AND UTILITY

Y	N	T		P	T
E	O	O		O	O
S		T	NAMES OF	L	T
		A		L	A
		L	CITIES AND	L	L
			TOWNSHIPS	B	
				O	
				O	
				K	

CITY OF ST CLAIR SHORES

525	249	774	* 001	865
325	158	483	* 002	539
310	182	492	* 005	549
397	198	595	* 006	674
212	120	332	* 008	379
146	106	252	* 009	277
379	306	685	* 010	759
411	306	717	* 012	781
360	231	591	* 014	665
314	198	512	* 016	579
340	213	553	* 017	610
303	217	520	* 018	587
164	96	260	* 019	296
169	99	268	* 021	295
434	232	666	* 022	732
211	134	345	* 024	376
217	165	382	* 025	443
261	185	446	* 026	482
464	229	693	* 027	778
308	176	484	* 029	540
142	146	288	* 032	319
179	82	261	* 035	318
300	186	486	* 036	542
269	205	474	* 041	512
215	156	371	* 042	398
7355	4575	11930	TOTAL	13295
7355	4575	11930	* GRAND TOTAL	13295

CERTIFICATE OF DETERMINATION

STATE OF MICHIGAN

COUNTY OF MACOMB

THE BOARD OF COUNTY CANVASSERS OF MACOMB COUNTY HAVING ASCERTAINED AND CANVASSED THE VOTERS OF THE SEVERAL CITIES AND TOWNSHIPS OF THIS COUNTY, AT THE SPECIAL ELECTION HELD ON THE 4TH DAY OF AUGUST, IN THE YEAR ONE THOUSAND NINE-HUNDRED AND NINETY-EIGHT.

DO HEREBY CERTIFY AND DETERMINE:

THAT THE FOLLOWING PROPOSITIONS OR QUESTIONS WERE PASSED OR DEFEATED AS INDICATED BELOW:

WARREN CITY FIRE AND EMERGENCY MEDICAL AND RESCUE RENEWAL PROPOSAL

CITY OF WARREN  
FIRE/EMERGENCY MEDICAL SERVICES

"SHALL THE CHARTER OF THE CITY OF WARREN BE AMENDED TO AUTHORIZE THE CITY TO RENEW THE LEVY OF .9798 OF ONE MILL EACH YEAR FOR TWENTY YEARS FOR FIRE AND EMERGENCY MEDICAL AND RESCUE SERVICES?"

HAVING RECEIVED SUFFICIENT VOTES WAS PASSED.



STATEMENT OF VOTES, PRIMARY ELECTION  
 TUESDAY, AUGUST 4, 1998  
 PRECINCT BY PRECINCT REPORT

WARREN CITY FIRE AND EMERGENCY MEDICAL AND RESCUE RENE

Y	N	T	P
E	0	O	O
S		T	L
		A	L
		L	A
			L
			B
			O
			O
			K

CITY OF WARREN

36	12	48 * 001	77
91	25	116 * 002	179
88	31	119 * 003	156
164	27	191 * 004	264
70	19	89 * 006	134
98	29	127 * 008	190
129	21	150 * 010	232
74	31	105 * 011	139
112	39	151 * 012	214
102	47	149 * 013	197
48	10	58 * 015	80
65	19	84 * 016	122
66	23	89 * 017	125
78	36	114 * 018	135
44	20	64 * 020	85
48	13	61 * 021	92
37	10	47 * 022	81
74	23	97 * 023	141
96	33	129 * 024	161
49	24	73 * 026	108
32	15	47 * 027	58
87	24	111 * 028	149
135	44	179 * 029	242
80	25	105 * 032	121
75	19	94 * 033	113
87	28	115 * 034	152
110	40	150 * 036	180
79	18	97 * 037	120
47	19	66 * 038	101
78	16	94 * 039	132
86	34	120 * 040	148
105	39	144 * 041	177
164	43	207 * 042	250

STATEMENT OF VOTES, PRIMARY ELECTION  
 TUESDAY, AUGUST 4, 1998  
 PRECINCT BY PRECINCT REPORT

WARREN CITY FIRE AND EMERGENCY MEDICAL AND RESCUE RENE

Y	N	T	P
E	O	O	O
S		T	L
		A	L
		L	A
			L
			B
			O
			O
			K

CITY OF WARREN

20	05	25 * 043	36
101	23	124 * 045	175
193	58	251 * 046	309
65	18	83 * 047	104
156	51	207 * 048	283
100	33	133 * 049	156
152	52	204 * 050	250
76	23	99 * 052	151
196	63	259 * 053	289
74	33	107 * 055	142
140	52	192 * 056	232
202	57	259 * 058	305
154	49	203 * 060	265
160	37	197 * 061	232
134	40	174 * 062	217
122	43	165 * 063	193
167	48	215 * 064	276
118	38	156 * 066	187
150	56	206 * 067	258
134	53	187 * 068	225
104	34	138 * 069	194
68	65	133 * 070	184
101	68	169 * 071	225
93	38	131 * 072	150
41	04	45 * 072A	57
133	33	166 * 073	225
193	72	265 * 074	322
194	90	284 * 076	333
174	48	222 * 078	281
168	55	223 * 080	276
88	33	121 * 081	158
155	38	193 * 082	232
189	39	228 * 084	288

STATEMENT OF VOTES PRIMARY ELECTION  
TUESDAY, AUGUST 4, 1998  
PRECINCT BY PRECINCT REPORT

WARREN CITY FIRE AND EMERGENCY MEDICAL AND RESCUE RENE

Y	N	T	P
E	O	O	O
S		T	L
		A	L
		L	A
			L
			B
			O
			O
			K

CITY OF WARREN

148	41	189 * 085	247
219	60	279 * 086	332
113	43	156 * 088	177
157	40	197 * 090	217
66	27	93 * 092	138
152	50	202 * 093	254
167	68	235 * 094	305
144	39	183 * 096	220
148	45	193 * 097	246
149	35	184 * 098	215
45	21	66 * 099	86
157	54	211 * 099A	246
96	28	124 * 100	145
119	38	157 * 101	184
124	32	156 * 102	187
106	33	139 * 103	183
179	59	238 * 105	289
172	72	244 * 106	294
207	61	268 * 108	311
195	63	258 * 109	293
168	60	228 * 110	269
755	238	993 * 901	1138
181	49	230 * 902	266
146	35	181 * 903	211
259	85	344 * 904	382
999	336	1335 * 905	1473
554	151	705 * 906	789
942	324	1266 * 907	1424
1285	444	1729 * 908	1990
15201	4936	20137	TOTAL 24576
15201	4936	20137 *	GRAND TOTAL 24576

CERTIFICATE OF DETERMINATION

STATE OF MICHIGAN

COUNTY OF MACOMB

THE BOARD OF COUNTY CANVASSERS OF MACOMB COUNTY HAVING ASCERTAINED AND CANVASSED THE VOTERS OF THE SEVERAL CITIES AND TOWNSHIPS OF THIS COUNTY, AT THE SPECIAL ELECTION HELD ON THE 4TH DAY OF AUGUST, IN THE YEAR ONE THOUSAND NINE-HUNDRED AND NINETY-EIGHT.

DO HEREBY CERTIFY AND DETERMINE:

THAT THE FOLLOWING PROPOSITIONS OR QUESTIONS WERE PASSED OR DEFEATED AS INDICATED BELOW:

WARREN CITY POLICE PROTECTION RENEWAL PROPOSAL

CITY OF WARREN  
POLICE PROTECTION

"SHALL THE CHARTER OF THE CITY OF WARREN BE AMENDED TO AUTHORIZE THE CITY TO RENEW THE LEVY OF .9798 OF ONE MILL EACH YEAR FOR TWENTY YEARS FOR POLICE PROTECTION?"

HAVING RECEIVED SUFFICIENT VOTES WAS PASSED.

STATEMENT OF VOTES, PRIMARY ELECTION  
 TUESDAY, AUGUST 4, 1998  
 PRECINCT BY PRECINCT REPORT

WARREN CITY POLICE PROTECTION RENEWAL PROPOSAL

Y	N	T	P
E	O	O	O
S		T	L
		A	L
		L	A
			L
			B
			O
			O
			K

CITY OF WARREN

38	11	49 * 001	77
89	27	116 * 002	179
87	31	118 * 003	156
156	34	190 * 004	264
68	20	88 * 006	134
92	36	128 * 008	190
126	24	150 * 010	232
69	34	103 * 011	139
108	43	151 * 012	214
96	53	149 * 013	197
43	14	57 * 015	80
58	26	84 * 016	122
60	28	88 * 017	125
72	35	107 * 018	135
41	24	65 * 020	85
49	12	61 * 021	92
34	15	49 * 022	81
72	24	96 * 023	141
86	43	129 * 024	161
49	22	71 * 026	108
31	16	47 * 027	58
73	23	96 * 028	149
128	51	179 * 029	242
73	30	103 * 032	121
69	25	94 * 033	113
85	28	113 * 034	152
107	44	151 * 036	180
37	20	57 * 037	120
38	24	62 * 038	101
71	21	92 * 039	132
80	41	121 * 040	148
105	39	144 * 041	177
162	43	205 * 042	250

STATEMENT OF VOTES, PRIMARY ELECTION  
TUESDAY, AUGUST 4, 1998  
PRECINCT BY PRECINCT REPORT

WARREN CITY POLICE PROTECTION RENEWAL PROPOSAL

Y	N	T	P
E	O	O	O
S		T	L
		A	L
		L	A
			L
			B
			O
			O
			K

CITY OF WARREN

19	06	25 * 043	36
98	30	128 * 045	175
185	64	249 * 046	309
64	22	86 * 047	104
152	52	204 * 048	283
96	35	131 * 049	156
143	60	203 * 050	250
73	26	99 * 052	151
192	65	257 * 053	289
73	36	109 * 055	142
130	59	189 * 056	232
188	66	254 * 058	305
150	51	201 * 060	265
157	40	197 * 061	232
129	46	175 * 062	217
113	53	166 * 063	193
163	47	210 * 064	276
110	41	151 * 066	187
148	56	204 * 067	258
130	54	184 * 068	225
102	36	138 * 069	194
90	50	140 * 070	184
131	45	176 * 071	225
86	43	129 * 072	150
38	05	43 * 072A	57
122	36	158 * 073	225
194	73	267 * 074	322
177	98	275 * 076	333
169	52	221 * 078	281
165	57	222 * 080	276
84	32	116 * 081	158
154	37	191 * 082	232
185	43	228 * 084	288

STATEMENT OF VOTES, PRIMARY ELECTION  
 TUESDAY, AUGUST 4, 1998  
 PRECINCT BY PRECINCT REPORT

WARREN CITY POLICE PROTECTION RENEWAL PROPOSAL

Y	N	T		P T
E	O	O		O O
S		T	NAMES OF	L T
		A		L A
		L	CITIES AND	L
			TOWNSHIPS	B
				O
				O
				K

CITY OF WARREN

145	41	186 *	085	247
204	68	272 *	086	332
111	43	154 *	088	177
147	50	197 *	090	217
70	24	94 *	092	138
145	53	198 *	093	254
159	73	232 *	094	305
138	45	183 *	096	220
144	47	191 *	097	246
141	42	183 *	098	215
41	21	62 *	099	86
153	55	208 *	099A	246
91	31	122 *	100	145
112	43	155 *	101	184
115	39	154 *	102	187
100	38	138 *	103	183
172	67	239 *	105	289
170	70	240 *	106	294
190	76	266 *	108	311
191	65	256 *	109	293
166	63	229 *	110	269
745	252	997 *	901	1138
177	53	230 *	902	266
148	33	181 *	903	211
254	85	339 *	904	382
978	357	1335 *	905	1473
547	155	702 *	906	789
900	357	1257 *	907	1424
1253	473	1726 *	908	1990
14669	5296	19965	TOTAL	24576
14669	5296	19965 *	GRAND TOTAL	24576

OFFICIAL MACOMB COUNTY VOTE TOTALS  
(SUMMARY OF COUNTY CANVASSER'S STATEMENT)  
PRIMARY ELECTION  
AUGUST 4, 1998

STATE OF MICHIGAN

COUNTY OF MACOMB

WE DO HEREBY CERTIFY, THAT THE FOREGOING IS A CORRECT STATEMENT OF THE VOTES GIVEN IN THE COUNTY OF MACOMB, FOR THE OFFICES NAMED IN SUCH STATEMENT AND FOR THE PERSONS DESIGNATED THEREIN, AT THE PRIMARY ELECTION HELD ON THE 4TH DAY OF AUGUST IN THE YEAR ONE THOUSAND NINE-HUNDRED AND NINETY-EIGHT

IN WITNESS WHEREOF, WE HAVE HEREUNTO SET OUR HANDS AND CAUSED TO BE AFFIXED THE SEAL OF THE CIRCUIT COURT FOR THE COUNTY OF MACOMB THIS 13TH DAY OF AUGUST 1998.

Patricia Bill BOARD

Betty Brodacki OF

James J. Johnston COUNTY

Joanne Paraventi CANVASSERS

ATTEST:

Carmella Sabatelli  
CLERK OF THE BOARD OF COUNTY CANVASSERS



CERTIFICATE OF DETERMINATION

STATE OF MICHIGAN

COUNTY OF MACOMB

THE BOARD OF COUNTY CANVASSERS OF MACOMB COUNTY HAVING ASCERTAINED AND CANVASSED THE VOTERS OF THE SEVERAL CITIES AND TOWNSHIPS OF THIS COUNTY, AT THE SPECIAL ELECTION HELD ON THE 4TH DAY OF AUGUST, IN THE YEAR ONE THOUSAND NINE-HUNDRED AND NINETY-EIGHT.

DO HEREBY CERTIFY AND DETERMINE:

THAT THE FOLLOWING PROPOSITIONS OR QUESTIONS WERE PASSED OR DEFEATED AS INDICATED BELOW:

CLINTON TOWNSHIP POLICE STATION BONDING PROPOSITION

CHARTER TOWNSHIP OF CLINTON  
POLICE STATION BONDING PROPOSITION

SHALL THE CHARTER TOWNSHIP OF CLINTON, COUNTY OF MACOMB, MICHIGAN, BORROW A SUM OF NOT TO EXCEED THIRTEEN MILLION NINE HUNDRED THOUSAND DOLLARS (\$13,900,000) AND ISSUE ITS GENERAL OBLIGATION UNLIMITED TAX BONDS THEREFOR, PAYABLE TO ANNUAL PRINCIPAL INSTALLMENTS FOR A TERM NOT TO EXCEED TWENTY YEARS, FOR THE PURPOSE OF PAYING THE COST OF REPLACING THE EXISTING TOWNSHIP POLICE FACILITIES BY ACQUIRING, CONSTRUCTING, FURNISHING AND EQUIPPING A NEW POLICE STATION, TOGETHER WITH THE SITE THEREFOR AND ALL NECESSARY SITE AND PARKING IMPROVEMENTS AND ALL APPURTENANCES AND ATTACHMENTS THERETO?

HAVING RECEIVED SUFFICIENT VOTES WAS PASSED.

STATEMENT OF VOTES, PRIMARY ELECTION  
 TUESDAY, AUGUST 4, 1998  
 PRECINCT BY PRECINCT REPORT

CLINTON TOWNSHIP POLICE STATION BONDING PROPOSITION

Y E S	N O	T O T A L	NAMES OF CITIES AND TOWNSHIPS	P T O L L B O O K
CLINTON TOWNSHIP				
599	228	827	* 001	882
158	58	216	* 002	220
192	92	284	* 003	292
224	97	321	* 004	343
86	50	136	* 005	147
302	115	417	* 006	438
231	85	316	* 007	328
230	86	316	* 008	334
155	80	235	* 009	241
418	163	581	* 010	603
265	76	341	* 011	349
149	62	211	* 012	217
160	87	247	* 013	261
155	49	204	* 014	210
299	100	399	* 015	410
192	97	289	* 016	308
291	87	378	* 017	394
246	95	341	* 018	356
279	114	393	* 019	413
147	80	227	* 020	237
321	45	366	* 021	378
213	73	286	* 022	305
418	139	557	* 023	572
239	119	358	* 024	374
316	72	388	* 025	413
423	102	525	* 026	544
248	104	352	* 030	365
107	85	192	* 031	200
208	97	305	* 032	315
364	111	475	* 033	495
527	189	716	* 035	759
234	95	329	* 036	352
380	149	529	* 037	565

STATEMENT OF VOTES, PRIMARY ELECTION  
TUESDAY, AUGUST 4, 1998  
PRECINCT BY PRECINCT REPORT

CLINTON TOWNSHIP POLICE STATION BONDING PROPOSITION

Y  
E  
S

N  
O

T  
O  
T  
A  
L

NAMES OF  
CITIES AND  
TOWNSHIPS

P  
T  
O  
O  
L  
T  
A  
L  
B  
O  
O  
K

CLINTON TOWNSHIP

539	179	718	* 038	746
405	148	553	* 039	568
168	48	216	* 040	220
240	63	303	* 041	316
262	93	355	* 042	409
102	44	146	* 043	148
301	98	399	* 044	417
287	112	399	* 045	420
265	104	369	* 046	396
11345	4170	15515	TOTAL	16260
11345	4170	15515	* GRAND TOTAL	16260

OFFICIAL MACOMB COUNTY VOTE TOTALS  
(SUMMARY OF COUNTY CANVASSER'S STATEMENT)  
PRIMARY ELECTION  
AUGUST 4, 1998

STATE OF MICHIGAN

COUNTY OF MACOMB

WE DO HEREBY CERTIFY, THAT THE FOREGOING IS A CORRECT STATEMENT OF THE VOTES GIVEN IN THE COUNTY OF MACOMB, FOR THE OFFICES NAMED IN SUCH STATEMENT AND FOR THE PERSONS DESIGNATED THEREIN, AT THE PRIMARY ELECTION HELD ON THE 4TH DAY OF AUGUST IN THE YEAR ONE THOUSAND NINE-HUNDRED AND NINETY-EIGHT

IN WITNESS WHEREOF, WE HAVE HEREUNTO SET OUR HANDS AND CAUSED TO BE AFFIXED THE SEAL OF THE CIRCUIT COURT FOR THE COUNTY OF MACOMB THIS 13TH DAY OF AUGUST 1998.

*Patricia Bell*

BOARD

*Betty Brodecki*

OF

*James J. Johnston*

COUNTY

*Janet L. Paraventi*

CANVASSERS

ATTEST:

*Annella Sakay*  
CLERK OF THE BOARD OF COUNTY CANVASSERS

DO HEREBY CERTIFY AND DETERMINE:

THAT THE FOLLOWING PROPOSITIONS OR QUESTIONS WERE PASSED OR DEFEATED AS INDICATED BELOW:

HARRISON TWP PROP #1 FIRE DEPT/GEN. FUND

HARRISON TOWNSHIP  
PROP #1/FIRE DEPT/GENERAL FUND

SHALL THE AUTHORIZED CHARTER MILLAGE FOR GENERAL OPERATING PURPOSES WITHIN THE CHARTER TOWNSHIP OF HARRISON, MACOMB COUNTY, MICHIGAN BE RENEWED AT 5.8507 MILLS (\$5.85 PER \$1,000 OF TAXABLE VALUE) FOR THE YEARS 1999 THROUGH 2004, INCLUSIVE, WHICH WILL RAISE ESTIMATED REVENUES OF \$3,586,202.77 IN THE FIRST YEAR OF THE LEVY?

HAVING NOT RECEIVED SUFFICIENT VOTES WAS DEFEATED.

DO HEREBY CERTIFY AND DETERMINE:

THAT THE FOLLOWING PROPOSITIONS OR QUESTIONS WERE PASSED OR DEFEATED AS INDICATED BELOW:

HARRISON TWP PROP #2 POLICE PROTECTION

HARRISON TOWNSHIP  
PROP #2/POLICE PROTECTION

SHALL THE AUTHORIZED CHARTER MILLAGE WITHIN THE CHARTER TOWNSHIP OF HARRISON, MACOMB COUNTY, MICHIGAN BE INCREASED BY 1 MILL (\$1.00 PER \$1,000 OF TAXABLE VALUE), FOR LAW ENFORCEMENT PURPOSES FOR THE YEARS 1998 THROUGH 2004, WHICH WILL RAISE AN ESTIMATED \$612,952.77 OF ADDITIONAL REVENUE IN THE FIRST YEAR OF THE LEVY?

HAVING NOT RECEIVED SUFFICIENT VOTES WAS DEFEATED.

DO HEREBY CERTIFY AND DETERMINE:

THAT THE FOLLOWING PROPOSITIONS OR QUESTIONS WERE PASSED OR DEFEATED AS INDICATED BELOW:

HARRISON TWP PROP #3 PARKS AND RECS

HARRISON TOWNSHIP  
PROP #3/PARKS AND RECREATION

SHALL THE AUTHORIZED CHARTER MILLAGE WITHIN THE CHARTER TOWNSHIP OF HARRISON, MACOMB COUNTY, MICHIGAN, BE INCREASED BY 1 MILL (\$1.00 PER \$1,000 OF TAXABLE VALUE), FOR THE ACQUISITION OF LAND AND BUILDINGS, STAFFING, PURCHASE OF EQUIPMENT, OPERATIONS AND MAINTENANCE OF PARKS, PLAYGROUNDS OR OTHER RECREATIONAL FACILITIES PURSUANT TO ACT 156 OF 1917, AS AMENDED, FOR THE YEARS 1998 THROUGH 2002, INCLUSIVE, WHICH WILL RAISE AN ESTIMATED \$612,952.77 OF ADDITIONAL REVENUE IN THE FIRST YEAR OF THE LEVY?

HAVING NOT RECEIVED SUFFICIENT VOTES WAS DEFEATED.

STATEMENT OF VOTES PRIMARY ELECTION  
 TUESDAY, AUGUST 4, 1998  
 PRECINCT BY PRECINCT REPORT

HARRISON TWP PROP #1 FIRE DEPT/GEN. FUND

Y	N	T		P
E	O	O		O
S		T	NAMES OF	L
		A		L
		L	CITIES AND	L
			TOWNSHIPS	B
				O
				O
				K

HARRISON TOWNSHIP

237	121	358	* 001	378
95	66	161	* 002	172
139	121	260	* 003	275
207	246	453	* 004	464
157	359	516	* 005	537
144	131	275	* 006	293
252	261	513	* 007	532
56	22	78	* 008	86
107	244	351	* 009	363
108	157	265	* 010	277
181	100	281	* 011	298
69	50	119	* 012	129
1752	1878	3630	TOTAL	3804
1752	1878	3630	* GRAND TOTAL	3804



STATEMENT OF VOTES, PRIMARY ELECTION  
 TUESDAY, AUGUST 4, 1998  
 PRECINCT BY PRECINCT REPORT

HARRISON TWP PROP #2 POLICE PROTECTION

Y	N	T		P
E	O	O		O
S		T	NAMES OF	L
		A		L
		L	CITIES AND	L
			TOWNSHIPS	B
				O
				O
				K

HARRISON TOWNSHIP

224	137	361	* 001	378
95	67	162	* 002	172
127	138	265	* 003	275
171	285	456	* 004	464
136	379	515	* 005	537
141	137	278	* 006	293
237	279	516	* 007	532
62	17	79	* 008	86
100	253	353	* 009	363
106	157	263	* 010	277
167	113	280	* 011	298
59	58	117	* 012	129
1625	2020	3645	TOTAL	3804
1625	2020	3645	* GRAND TOTAL	3804

STATEMENT OF VOTES, PRIMARY ELECTION  
 TUESDAY, AUGUST 4, 1998  
 PRECINCT BY PRECINCT REPORT

HARRISON TWP PROP #3 PARKS AND RECS

Y	N		T		P
E	O		O		O
S			T	NAMES OF	L
			A		A
			L	CITIES AND	L
				TOWNSHIPS	B
					O
					O
					K

HARRISON TOWNSHIP

190	171	361	* 001	378
81	85	166	* 002	172
98	163	261	* 003	275
166	287	453	* 004	464
99	422	521	* 005	537
104	177	281	* 006	293
188	321	509	* 007	532
54	24	78	* 008	86
74	277	351	* 009	363
86	177	263	* 010	277
137	142	279	* 011	298
52	65	117	* 012	129
1329	2311	3640	TOTAL	3804
1329	2311	3640	* GRAND TOTAL	3804

OFFICIAL MACOMB COUNTY VOTE TOTALS  
(SUMMARY OF COUNTY CANVASSER'S STATEMENT)  
PRIMARY ELECTION  
AUGUST 4, 1998

STATE OF MICHIGAN  
COUNTY OF MACOMB

WE DO HEREBY CERTIFY, THAT THE FOREGOING IS A CORRECT STATEMENT OF THE VOTES GIVEN IN THE COUNTY OF MACOMB, FOR THE OFFICES NAMED IN SUCH STATEMENT AND FOR THE PERSONS DESIGNATED THEREIN, AT THE PRIMARY ELECTION HELD ON THE 4TH DAY OF AUGUST IN THE YEAR ONE THOUSAND NINE-HUNDRED AND NINETY-EIGHT

IN WITNESS WHEREOF, WE HAVE HEREUNTO SET OUR HANDS AND CAUSED TO BE AFFIXED THE SEAL OF THE CIRCUIT COURT FOR THE COUNTY OF MACOMB THIS 13TH DAY OF AUGUST 1998.

Patricia Bill BOARD  
Betty Brodacki OF  
James J. Johnston COUNTY  
Joanette Paraventi CANVASSERS

ATTEST:

Annellee Sawyer  
CLERK OF THE BOARD OF COUNTY CANVASSERS

DO HEREBY CERTIFY AND DETERMINE:

THAT THE FOLLOWING PROPOSITIONS OR QUESTIONS WERE PASSED OR DEFEATED AS INDICATED BELOW:

MACOMB TOWNSHIP POLICE MILLAGE PROPOSAL

MACOMB TOWNSHIP  
RENEWAL OF THE POLICE PROTECTION MILLAGE

SHALL THE PREVIOUS VOTED INCREASE IN THE LIMITATION OF THE AMOUNT OF TAXES WHICH MAY BE ASSESSED AGAINST ALL PROPERTY IN THE TOWNSHIP OF MACOMB, MACOMB COUNTY, MICHIGAN BE RENEWED AT TWO (2) MILLS (\$2.00 FOR EACH \$1,000.00) OF TAXABLE VALUATION FOR A PERIOD OF FIVE YEARS (1999-2004) INCLUSIVE, TO PROVIDE REVENUE TO BE USED EXCLUSIVELY FOR THE PAYMENT OF POLICE PROTECTION? THE POLICE PROTECTION MILLAGE WAS INITIALLY APPROVED BY THE VOTERS OF MACOMB TOWNSHIP IN APRIL, 1994, FOR A PERIOD OF (5) YEARS WHICH EXPIRES IN 1999.

HAVING RECEIVED SUFFICIENT VOTES WAS PASSED.

STATEMENT OF VOTES, PRIMARY ELECTION  
 TUESDAY, AUGUST 4, 1998  
 PRECINCT BY PRECINCT REPORT

MACOMB TOWNSHIP POLICE MILLAGE PROPOSAL

Y	N	T		P T
E	O	O		O O
S		T	NAMES OF	L T
		A	CITIES AND	L A
		L	TOWNSHIPS	L
				B
				O
				O
				K

MACOMB TOWNSHIP

238	56	294 * 001	321
372	104	476 * 002	515
84	21	105 * 003	111
354	68	422 * 004	450
293	65	358 * 005	377
230	56	286 * 006	301
308	78	386 * 007	417
267	95	362 * 008	381
189	79	268 * 009	288
229	34	263 * 010	275
89	28	117 * 011	123
109	29	138 * 012	143
161	31	192 * 013	207
178	73	251 * 014	267
469	83	552 * 015	592
27	10	37 * 016	40
157	50	207 * 017	214
108	30	138 * 018	151
3862	990	4852	TOTAL 5173
3862	990	4852 *	GRAND TOTAL 5173

OFFICIAL MACOMB COUNTY VOTE TOTALS  
(SUMMARY OF COUNTY CANVASSER'S STATEMENT)  
PRIMARY ELECTION  
AUGUST 4, 1998

STATE OF MICHIGAN

COUNTY OF MACOMB

WE DO HEREBY CERTIFY, THAT THE FOREGOING IS A CORRECT STATEMENT OF THE VOTES GIVEN IN THE COUNTY OF MACOMB, FOR THE OFFICES NAMED IN SUCH STATEMENT AND FOR THE PERSONS DESIGNATED THEREIN, AT THE PRIMARY ELECTION HELD ON THE 4TH DAY OF AUGUST IN THE YEAR ONE THOUSAND NINE-HUNDRED AND NINETY-EIGHT

IN WITNESS WHEREOF, WE HAVE HEREUNTO SET OUR HANDS AND CAUSED TO BE AFFIXED THE SEAL OF THE CIRCUIT COURT FOR THE COUNTY OF MACOMB THIS 13TH DAY OF AUGUST, 1998.

Patricia Bill BOARD

Betty Brodecki OF

James J. Johnston COUNTY

Joanne L. Paraventi CANVASSERS

ATTEST:

Cherelle Savary  
CLERK OF THE BOARD OF COUNTY CANVASSERS

DO HEREBY CERTIFY AND DETERMINE:

THAT THE FOLLOWING PROPOSITIONS OR QUESTIONS WERE PASSED OR DEFEATED AS INDICATED BELOW:

SHELBY TWP LOCAL ROAD IMPROVEMENT PROP

MILLAGE PROPOSAL  
FOR FUNDING OF LOCAL ROAD IMPROVEMENTS  
IN SHELBY TOWNSHIP

SHALL REAL AND PERSONAL PROPERTY TAXES WITHIN THE CHARTER TOWNSHIP OF SHELBY BE INCREASED BY ONE (1) MILL (\$1.00 PER \$1,000 OF TAXABLE VALUE) FOR THE YEARS 1999 THROUGH 2003, INCLUSIVE, FOR THE SOLE PURPOSE OF FUNDING LOCAL ROAD IMPROVEMENTS, WHICH INCREASE, IF APPROVED AND LEVIED, WILL RAISE IN THE FIRST CALENDAR YEAR ESTIMATED REVENUE OF \$1,738,047.38?

HAVING NOT RECEIVED SUFFICIENT VOTES WAS DEFEATED.

STATEMENT OF VOTES, PRIMARY ELECTION  
TUESDAY, AUGUST 4, 1998  
PRECINCT BY PRECINCT REPORT

SHELBY TWP LOCAL ROAD IMPROVEMENT PROP

Y	N	T		P T
E	O	O		O O
S		T	NAMES OF	L T
		A		L A
		L	CITIES AND	L
			TOWNSHIPS	B
				O
				O
				K

SHELBY TOWNSHIP

176	284	460 * 001		473
214	363	577 * 002		611
98	179	277 * 003		297
130	248	378 * 004		404
118	241	359 * 005		380
97	140	237 * 006		250
89	248	337 * 007		353
114	227	341 * 008		353
105	111	216 * 009		231
110	182	292 * 010		312
133	176	309 * 011		324
155	274	429 * 012		445
119	166	285 * 013		305
96	193	289 * 014		295
120	193	313 * 015		320
291	342	633 * 016		672
49	86	135 * 017		141
123	192	315 * 018		326
106	178	284 * 019		297
96	48	144 * 020		159
58	37	95 * 021		103
183	243	426 * 022		437
187	261	448 * 023		460
230	260	490 * 024		500
166	184	350 * 025		368
314	286	600 * 026		652
212	129	341 * 027		370
329	384	713 * 028		764
4218	5855	10073	TOTAL	10602
4218	5855	10073 *	GRAND TOTAL	10602



OFFICIAL MACOMB COUNTY VOTE TOTALS  
(SUMMARY OF COUNTY CANVASSER'S STATEMENT)  
PRIMARY ELECTION  
AUGUST 4, 1998

STATE OF MICHIGAN

COUNTY OF MACOMB

WE DO HEREBY CERTIFY, THAT THE FOREGOING IS A CORRECT STATEMENT OF THE VOTES GIVEN IN THE COUNTY OF MACOMB, FOR THE OFFICES NAMED IN SUCH STATEMENT AND FOR THE PERSONS DESIGNATED THEREIN, AT THE PRIMARY ELECTION HELD ON THE 4TH DAY OF AUGUST IN THE YEAR ONE THOUSAND NINE-HUNDRED AND NINETY-EIGHT

IN WITNESS WHEREOF, WE HAVE HEREUNTO SET OUR HANDS AND CAUSED TO BE AFFIXED THE SEAL OF THE CIRCUIT COURT FOR THE COUNTY OF MACOMB THIS 13TH DAY OF AUGUST, 1998.

*Patricia Bill*  
----- BOARD

*Betty Brodecki*  
----- OF

*James J. Johnston*  
----- COUNTY

*Joanne L. Pauert*  
----- CANVASSERS

ATTEST:

*Denelle Saucy*  
-----  
CLERK OF THE BOARD OF COUNTY CANVASSERS

DO HEREBY CERTIFY AND DETERMINE:

THAT THE FOLLOWING PROPOSITIONS OR QUESTIONS WERE PASSED OR DEFEATED AS INDICATED BELOW:

WASHINGTON TWP POLICE PROTECTION MILLAGE

WASHINGTON TOWNSHIP  
MILLAGE FOR POLICE PROTECTION

SHALL THE CONSTITUTIONAL LIMITATION UPON THE TOTAL AMOUNT OF TAXES WHICH MAY BE LEVIED ON ALL TAXABLE REAL AND PERSONAL PROPERTY IN THE UNINCORPORATED AREA (EXCLUDING THE VILLAGE OF ROME) OF THE TOWNSHIP OF WASHINGTON, MACOMB COUNTY, MICHIGAN BE INCREASED BY THREE-QUARTERS (3/4) OF ONE (1) MILL FOR EACH ONE (\$1.00) DOLLAR (\$.075 FOR EACH \$1,000.00) OF THAT TAXABLE VALUE OF SUCH PROPERTY, AS FINALLY EQUALIZED, PURSUANT TO 33 PA 1951, AS AMENDED, FOR A PERIOD OF FOUR (4) YEARS (1998 THROUGH 2001 INCLUSIVE) FOR THE PURPOSE OF PROVIDING POLICE PROTECTION?

HAVING RECEIVED SUFFICIENT VOTES WAS PASSED.

TUESDAY, AUGUST 4, 1998

PRECINCT BY PRECINCT REPORT

WASHINGTON TWP POLICE PROTECTION MILLAGE

Y  
E  
S

N  
O

T  
O  
T  
A  
L

NAMES OF  
CITIES AND  
TOWNSHIPS

P  
T  
O  
O  
L  
T  
A  
L  
B  
O  
O  
K

WASHINGTON TOWNSHIP

00	00	00 * 001	276
136	87	223 * 002	258
175	106	281 * 003	313
173	54	227 * 004	310
139	109	248 * 005	303
281	145	426 * 006	472
250	114	364 * 008	409
232	141	373 * 901	484
1386	756	2142	TOTAL 2825
1386	756	2142 *	GRAND TOTAL 2825

OFFICIAL MACOMB COUNTY VOTE TOTALS  
(SUMMARY OF COUNTY CANVASSER'S STATEMENT)  
PRIMARY ELECTION  
AUGUST 4, 1998

STATE OF MICHIGAN

COUNTY OF MACOMB

WE DO HEREBY CERTIFY, THAT THE FOREGOING IS A CORRECT STATEMENT OF THE VOTES GIVEN IN THE COUNTY OF MACOMB, FOR THE OFFICES NAMED IN SUCH STATEMENT AND FOR THE PERSONS DESIGNATED THEREIN, AT THE PRIMARY ELECTION HELD ON THE 4TH DAY OF AUGUST IN THE YEAR ONE THOUSAND NINE-HUNDRED AND NINETY-EIGHT

IN WITNESS WHEREOF, WE HAVE HEREUNTO SET OUR HANDS AND CAUSED TO BE AFFIXED THE SEAL OF THE CIRCUIT COURT FOR THE COUNTY OF MACOMB THIS 13TH DAY OF AUGUST 1998.

Patricia Bill BOARD  
Betty Brodecki OF  
James J. Johnston COUNTY  
Janne L. Paramenti CANVASSERS

ATTEST:

Carmella Savary  
CLERK OF THE BOARD OF COUNTY CANVASSERS

DO HEREBY CERTIFY AND DETERMINE:

THAT THE FOLLOWING PROPOSITIONS OR QUESTIONS WERE PASSED OR DEFEATED AS INDICATED BELOW:

CLINTON - MACOMB PUBLIC LIBRARY MILLAGE

MILLAGE RENEWAL FOR OPERATION OF PARKS AND RECREATION

SHALL THE CONSTITUTIONAL LIMITATION UPON THE TOTAL AMOUNT OF TAXES WHICH MAY BE LEVIED ON ALL TAXABLE REAL AND PERSONAL PROPERTY IN THE TOWNSHIP OF BRUCE, MACOMB COUNTY, MICHIGAN BE INCREASED BY THREE-QUARTERS (3/4) OF ONE (1) MILL FOR EACH ONE (\$1.00) DOLLAR (\$0.75 FOR EACH \$1,000.00) OF THE TAXABLE VALUE OF SUCH PROPERTY FOR A PERIOD OF FOUR (4) YEARS COMMENCING 1996 AND ENDING 1999, FOR THE OPERATION OF PARKS AND RECREATION PURSUANT TO 1917 PA 156?

THE ESTIMATED REVENUE TO BE RAISED BY SUCH LEVY IS \$216,000.00.

NO TAXES WILL BE LEVIED UNLESS THE ABOVE QUESTION IS APPROVED BY THE ELECTORS OF BOTH BRUCE AND WASHINGTON TOWNSHIPS.

HAVING RECEIVED SUFFICIENT VOTES WAS PASSED.

STATEMENT OF VOTES, PRIMARY ELECTION  
 TUESDAY, AUGUST 4, 1998  
 PRECINCT BY PRECINCT REPORT

CLINTON - MACOMB PUBLIC LIBRARY MILLAGE

Y	N	T	P
E	O	O	O
S		T	L
		A	L
		L	L
			B
			O
			O
			K

CLINTON TOWNSHIP

428	390	818 * 001	882
00	00	00 * 002	220
147	131	278 * 003	292
54	68	122 * 004	343
78	47	125 * 005	147
138	119	257 * 006	438
160	152	312 * 007	328
158	110	268 * 008	334
121	109	230 * 009	241
272	295	567 * 010	603
193	137	330 * 011	349
101	58	159 * 012	217
121	120	241 * 013	261
103	94	197 * 014	210
215	170	385 * 015	410
172	118	290 * 016	308
227	138	365 * 017	394
168	171	339 * 018	356
158	225	383 * 019	413
110	114	224 * 020	237
266	79	345 * 021	378
159	120	279 * 022	305
316	233	549 * 023	572
166	184	350 * 024	374
243	135	378 * 025	413
282	223	505 * 026	544
191	152	343 * 030	365
100	89	189 * 031	200
153	154	307 * 032	315
232	181	413 * 033	495
376	330	706 * 035	759
204	118	322 * 036	352
269	249	518 * 037	565

STATEMENT OF VOTES, PRIMARY ELECTION  
 TUESDAY, AUGUST 4, 1998  
 PRECINCT BY PRECINCT REPORT

CLINTON - MACOMB PUBLIC LIBRARY MILLAGE

Y E S	N O	T O T A L	NAMES OF CITIES AND TOWNSHIPS	P T L L B O O K
-----				
CLINTON TOWNSHIP				
425	286	711	* 038	746
309	239	548	* 039	568
134	74	208	* 040	220
190	104	294	* 041	316
212	140	352	* 042	409
82	61	143	* 043	148
194	198	392	* 044	417
201	164	365	* 045	420
226	143	369	* 046	396
8054	6422	14476	TOTAL	16260
MACOMB TOWNSHIP				
165	130	295	* 001	321
223	242	465	* 002	515
57	47	104	* 003	111
274	148	422	* 004	450
205	149	354	* 005	377
154	133	287	* 006	301
217	171	388	* 007	417
209	151	360	* 008	381
113	151	264	* 009	288
185	72	257	* 010	275
52	66	118	* 011	123
74	60	134	* 012	143
116	70	186	* 013	207
145	106	251	* 014	267
338	212	550	* 015	592
16	21	37	* 016	40
110	94	204	* 017	214
80	57	137	* 018	151
2733	2080	4813	TOTAL	5173
10787	8502	19289	* GRAND TOTAL	21433

OFFICIAL MACOMB COUNTY VOTE TOTALS  
(SUMMARY OF COUNTY CANVASSER'S STATEMENT)  
PRIMARY ELECTION  
AUGUST 4, 1998

STATE OF MICHIGAN

COUNTY OF MACOMB

WE DO HEREBY CERTIFY, THAT THE FOREGOING IS A CORRECT STATEMENT OF THE VOTES GIVEN IN THE COUNTY OF MACOMB, FOR THE OFFICES NAMED IN SUCH STATEMENT AND FOR THE PERSONS DESIGNATED THEREIN, AT THE PRIMARY ELECTION HELD ON THE 4TH DAY OF AUGUST IN THE YEAR ONE THOUSAND NINE-HUNDRED AND NINETY-EIGHT

IN WITNESS WHEREOF, WE HAVE HEREUNTO SET OUR HANDS AND CAUSED TO BE AFFIXED THE SEAL OF THE CIRCUIT COURT FOR THE COUNTY OF MACOMB THIS 13TH DAY OF AUGUST, 1998.

*Patricia Bill*  
----- BOARD

*Betty Brodacki*  
----- OF

*James J. Shustone*  
----- COUNTY

*Joanne L. Paraventi*  
----- CANVASSERS

ATTEST:

*Carmella Schuch*  
-----  
CLERK OF THE BOARD OF COUNTY CANVASSERS



STATEMENT OF VOTES, PRIMARY ELECTION  
 TUESDAY, AUGUST 4, 1998  
 PRECINCT BY PRECINCT REPORT

41A DISTRICT COURT

J A L N A E G T A L	G D O R F D O N G	W H I L C L K I E I A L M	M K A N R A I K L Y N A	W M I C L R I A I M L J J R	K M I I M T B E E R F L F Y	T O T A L	NAMES OF CITIES AND TOWNSHIPS	P T O T A L B O O K
---------------------	-------------------	---------------------------	-------------------------	-----------------------------	-----------------------------	-----------	-------------------------------	---------------------

						CITY OF STERLING HGTS		
07	33	37	18	42	20	* 001		420
07	30	35	29	14	21	* 002		458
08	44	62	24	24	26	* 003		483
04	33	87	18	29	13	* 004		465
19	78	99	47	79	44	* 005		766
07	35	40	35	24	17	* 006		413
03	14	15	06	04	10	* 007		129
01	11	18	18	05	05	* 008		180
19	36	40	55	26	29	* 009		417
06	12	14	19	20	23	* 010		266
05	40	46	16	17	18	* 011		527
01	47	22	05	13	13	* 012		392
08	40	20	17	09	15	* 013		351
01	52	11	21	26	12	* 014		364
08	25	18	22	09	16	* 015		354
09	31	19	22	16	21	* 016		315
04	39	32	20	18	10	* 017		389
03	36	24	21	14	21	* 018		338
02	29	38	32	12	12	* 019		368
04	51	38	88	39	26	* 020		548
04	37	18	16	18	28	* 021		348
01	21	23	18	16	14	* 022		246
01	23	11	14	13	07	* 023		232
03	29	23	11	15	05	* 024		277
01	31	19	24	11	08	* 025		366
05	22	20	13	44	11	* 026		418
03	18	34	07	23	11	* 027		263
01	35	40	19	16	55	* 028		481
02	24	37	12	20	06	* 029		264
02	14	12	05	20	05	* 030		267
06	30	38	12	13	10	* 031		357
05	24	27	11	23	17	* 032		397
05	22	23	15	18	13	* 033		340

STATEMENT OF VOTES, PRIMARY ELECTION  
TUESDAY, AUGUST 4, 1998  
PRECINCT BY PRECINCT REPORT

41A DISTRICT COURT

D O U G L A S S P	S S T E R E V A W S K I	R O B E R T S A	J A Y N E A N L S A K I B U D A	R I C H A R D J	T O T A L	NAMES OF CITIES AND TOWNSHIPS	P T O O L L A L B O O K
---	--	--------------------------------------	--	--------------------------------------	-----------------------	-------------------------------------	--

					CITY OF STERLING HGTS		
64	61	16	41	10	349	* 001	420
20	77	09	63	69	374	* 002	458
52	69	12	75	20	416	* 003	483
25	85	04	54	17	369	* 004	465
27	94	15	132	19	653	* 005	766
29	81	14	72	11	365	* 006	413
07	18	04	21	07	109	* 007	129
10	33	04	39	09	153	* 008	180
11	47	20	42	26	351	* 009	417
16	80	06	34	05	235	* 010	266
16	211	08	78	07	462	* 011	527
12	126	05	53	15	312	* 012	392
09	119	18	39	19	313	* 013	351
08	115	13	43	17	319	* 014	364
20	133	05	41	15	312	* 015	354
14	88	08	31	09	268	* 016	315
18	165	05	24	10	345	* 017	389
12	105	15	35	08	294	* 018	338
17	94	14	42	24	316	* 019	368
19	115	03	76	13	472	* 020	548
25	64	10	58	12	290	* 021	348
07	58	04	34	06	202	* 022	246
10	92	04	34	03	212	* 023	232
22	94	04	30	10	246	* 024	277
04	155	07	53	02	315	* 025	366
17	147	03	64	12	358	* 026	418
19	76	04	16	15	226	* 027	263
29	106	03	75	13	392	* 028	481
18	71	01	33	13	237	* 029	264
42	44	07	21	14	186	* 030	267
40	74	01	29	50	303	* 031	357
20	85	23	80	37	352	* 032	397
19	75	04	29	43	266	* 033	340

STATEMENT OF VOTES, PRIMARY ELECTION  
 TUESDAY, AUGUST 4, 1998  
 PRECINCT BY PRECINCT REPORT

41A DISTRICT COURT

J A L N E T A L	G D O R F D O N G	W H I A L C L K I E A L M I I I	M K A N R A I K L Y N A	W M I C L R I A I M L J J R	K M I I M T B E E R F L F Y	T O T A L	NAMES OF CITIES AND TOWNSHIPS	P T O O L T A L B O O K
-----------------	-------------------	---------------------------------	-------------------------	-----------------------------	-----------------------------	-----------	-------------------------------	-------------------------

						CITY OF STERLING HGTS	
02	35	24	25	32	24	* 034	511
04	20	15	07	13	14	* 035	256
04	18	17	22	10	16	* 036	185
02	21	18	09	37	18	* 037	249
02	21	26	13	30	17	* 038	277
05	39	20	10	21	08	* 039	245
03	49	41	09	30	36	* 040	526
05	34	25	14	13	13	* 041	365
03	11	15	08	17	16	* 042	192
03	28	34	11	25	13	* 043	422
00	11	15	03	13	09	* 044	144
05	45	35	17	40	15	* 045	390
05	28	21	26	18	09	* 046	277
09	24	24	17	13	09	* 047	275
06	35	31	19	26	27	* 048	311
02	71	39	16	53	09	* 049	454
02	21	19	13	40	08	* 050	222
02	30	22	11	23	14	* 051	277
00	04	05	04	18	03	* 052	84
229	1591	1486	964	1162	840	TOTAL	17861

						CITY OF UTICA	
00	16	07	02	48	04	* 001	126
03	40	22	05	117	07	* 002	278
02	24	15	04	41	12	* 003	162
04	28	16	11	107	03	* 901	270
09	108	60	22	313	26	TOTAL	836

						MACOMB TOWNSHIP	
08	40	50	08	22	24	* 001	321
10	50	97	23	35	35	* 002	515

STATEMENT OF VOTES, PRIMARY ELECTION  
 TUESDAY, AUGUST 4, 1998  
 PRECINCT BY PRECINCT REPORT

41A DISTRICT COURT

D O U G L A S P	S S T I E E R V E A W S K I	R O B E R T S A	J A Y N E L S A K B I U D A	R I C H A R D J	T O T A L	NAMES OF CITIES AND TOWNSHIPS	P O L L A R B O O K
--------------------------------------	--	--------------------------------------	--	--------------------------------------	-----------------------	-------------------------------------	--

CITY OF STERLING HGTS

27	217	08	46	17	457 * 034	511
11	100	08	23	10	225 * 035	256
10	24	04	28	14	167 * 036	185
15	38	05	42	07	212 * 037	249
08	44	04	52	06	223 * 038	277
13	44	00	21	11	192 * 039	245
11	171	07	61	63	481 * 040	526
36	57	05	27	82	311 * 041	365
15	29	09	31	10	164 * 042	192
15	132	07	52	61	381 * 043	422
12	20	02	16	21	122 * 044	144
14	92	01	54	30	348 * 045	390
26	52	08	33	20	246 * 046	277
27	56	07	42	06	234 * 047	275
09	54	12	35	26	280 * 048	311
23	115	05	41	22	396 * 049	454
15	28	06	27	16	195 * 050	222
31	38	04	52	14	241 * 051	277
16	16	03	06	02	77 * 052	84
1012	4384	378	2280	998	15324	TOTAL 17861

CITY OF UTICA

06	05	01	09	01	99 * 001	126
13	13	04	08	01	233 * 002	278
04	15	00	10	00	127 * 003	162
06	32	02	11	02	222 * 901	270
29	65	07	38	04	681	TOTAL 836

MACOMB TOWNSHIP

20	53	15	30	04	274 * 001	321
38	69	29	47	07	440 * 002	515

STATEMENT OF VOTES, PRIMARY ELECTION  
 TUESDAY, AUGUST 4, 1998  
 PRECINCT BY PRECINCT REPORT

41A DISTRICT COURT

J A A L N A E G T A L	G D O U R F D F O N G	W H I A L C L K I E A L M I I I I	M K A N R A I K L Y N A	W M I C L G L R I A A I M L J J R	K M I I M T B S E E R F L F Y	T O T A L	NAMES OF CITIES AND TOWNSHIPS	P T O O L T L A L B O O K
--------------------------------------	--------------------------------------	---	--	---	--	-----------------------	-------------------------------------	---

MACOMB TOWNSHIP

02	06	24	04	04	12	* 003	111
02	30	48	06	36	20	* 004	450
03	45	47	07	29	14	* 005	377
02	18	25	17	20	09	* 006	301
05	32	81	08	25	20	* 007	417
07	23	76	10	20	33	* 008	381
05	26	69	12	18	21	* 009	288
27	04	15	18	55	14	* 010	275
01	10	31	11	04	08	* 011	123
00	19	16	10	14	08	* 012	143
04	21	30	04	21	07	* 013	207
00	17	31	04	15	07	* 014	267
07	31	64	43	44	68	* 015	592
01	02	12	03	04	01	* 016	40
01	17	51	04	11	12	* 017	214
02	08	29	04	07	18	* 018	151
87	399	796	196	384	331	TOTAL	5173

SHELBY TOWNSHIP

03	67	39	17	22	38	* 001	473
02	95	34	27	90	60	* 002	611
05	46	23	15	53	11	* 003	297
03	48	34	34	43	50	* 004	404
04	40	18	13	69	31	* 005	380
05	26	17	11	37	12	* 006	250
03	42	17	21	49	19	* 007	353
01	32	18	29	47	33	* 008	353
03	31	14	07	40	13	* 009	231
04	31	33	18	35	14	* 010	312
02	30	47	22	31	23	* 011	324
03	61	28	11	42	37	* 012	445
00	47	22	27	40	11	* 013	305

STATEMENT OF VOTES, PRIMARY ELECTION  
 TUESDAY, AUGUST 4, 1998  
 PRECINCT BY PRECINCT REPORT

41A DISTRICT COURT

D O U G L A S P	S S T E V E N S K I	R O B E R T A	J A Y N E L A K U D A	R I C H A R D J	T O T A L	NAMES OF CITIES AND TOWNSHIPS	P O T T A L B O O K
-----------------	---------------------	---------------	-----------------------	-----------------	-----------	-------------------------------	---------------------

MACOMB TOWNSHIP

16	17	02	03	01	91 * 003	111
158	72	09	20	03	404 * 004	450
25	103	15	41	02	331 * 005	377
33	87	14	34	09	268 * 006	301
63	79	50	16	07	386 * 007	417
41	86	17	27	05	345 * 008	381
11	37	10	32	05	246 * 009	288
22	20	22	42	13	252 * 010	275
06	19	06	13	02	111 * 011	123
09	21	05	11	04	117 * 012	143
06	53	05	14	05	170 * 013	207
25	51	86	05	01	242 * 014	267
71	107	11	66	16	528 * 015	592
03	08	00	02	00	36 * 016	40
22	30	12	21	05	186 * 017	214
23	20	03	14	01	129 * 018	151
592	932	311	438	90	4556	5173
TOTAL						

SHELBY TOWNSHIP

13	92	05	68	08	372 * 001	473
37	83	05	48	09	490 * 002	611
33	27	01	18	01	233 * 003	297
19	39	01	37	04	312 * 004	404
23	67	04	31	06	306 * 005	380
17	28	09	18	01	181 * 006	250
40	24	04	54	05	278 * 007	353
10	54	04	47	03	278 * 008	353
23	25	03	18	01	178 * 009	231
17	40	13	29	06	240 * 010	312
22	29	04	47	03	260 * 011	324
07	97	04	65	10	365 * 012	445
20	39	00	18	03	227 * 013	305

STATEMENT OF VOTES, PRIMARY ELECTION  
 TUESDAY, AUGUST 4, 1998  
 PRECINCT BY PRECINCT REPORT

41A DISTRICT COURT

J A N E T A L	G O R D O N G	D O U G	W I L I A M	H A L K I E A L I I I	M A R I Y A	K A R L A	W I L I A M	M I C H A E L	K E E L Y	I I M M E R I A L	T O T A L	NAMES OF CITIES AND TOWNSHIPS	P O L L A R B O O K
---------------------------------	---------------------------------	------------------	----------------------------	---	----------------------------	-----------------------	----------------------------	---------------------------------	-----------------------	---	-----------------------	-------------------------------------	--

---

											SHELBY TOWNSHIP	
01	47	29	15	26	26	* 014	295					
02	52	27	26	37	10	* 015	320					
03	114	52	36	54	41	* 016	672					
01	20	15	10	03	21	* 017	141					
03	35	23	14	40	12	* 018	326					
03	18	22	19	26	20	* 019	297					
02	22	08	08	07	13	* 020	159					
03	10	03	07	05	06	* 021	103					
02	42	30	23	61	19	* 022	437					
00	57	44	08	41	71	* 023	460					
04	62	51	13	34	100	* 024	500					
01	55	52	22	47	12	* 025	368					
03	59	51	58	48	56	* 026	652					
00	34	30	06	48	20	* 027	370					
06	63	54	46	131	30	* 028	764					
72	1286	835	563	1206	809	TOTAL	10602					
397	3384	3177	1745	3065	2006	* GRAND TOTAL	34472					

STATEMENT OF VOTES, PRIMARY ELECTION  
 TUESDAY, AUGUST 4, 1998  
 PRECINCT BY PRECINCT REPORT

41A DISTRICT COURT

D O U G L A S P	S H E P H E R D	S T E V E W S K I	S O B E R T A	R O B E R T S	J A Y N E L S A K B I U D A	S Y M E N S	R I C H A R D J	T O T A L	NAMES OF CITIES AND TOWNSHIPS	P T O T A L B O O K
--------------------------------------	--------------------------------------	---	---------------------------------	---------------------------------	--	----------------------------	--------------------------------------	-----------------------	-------------------------------------	--

SHELBY TOWNSHIP

15	30	02	27	04	222	* 014	295
13	38	00	34	03	242	* 015	320
39	68	06	54	08	475	* 016	672
12	16	02	08	02	110	* 017	141
22	46	04	72	04	275	* 018	326
45	29	06	28	07	223	* 019	297
08	22	02	20	05	117	* 020	159
08	22	02	12	02	80	* 021	103
53	46	03	34	12	325	* 022	437
30	38	03	75	05	372	* 023	460
32	51	01	66	05	419	* 024	500
27	43	05	28	04	296	* 025	368
79	74	04	69	14	515	* 026	652
21	47	06	45	05	262	* 027	370
41	97	19	103	08	598	* 028	764
726	1311	122	1173	148	8251	TOTAL	10602
2359	6692	818	3929	1240	28812	* GRAND TOTAL	34472



TUESDAY, AUGUST 4, 1998

CITY BY CITY REPORT

REPUBLICAN PARTY

GOVERNOR

G A J E  
 A R O N  
 R T H G  
 Y I N L  
 N E  
 I R  
 A  
 N

T  
 O  
 T A L  
 NAMES OF  
 CITIES AND  
 TOWNSHIPS

P T  
 O O  
 L T  
 L A  
 L  
 B  
 O  
 O  
 K

22 378  
 87 1173  
 113 1301  
 06 48  
 72 750  
 35 604  
 15 235  
 131 1542  
 296 4557  
 741 8085  
 59 387  
 464 6561

400 CITY OF CENTER LINE 1628  
 1260 CITY OF EASTPOINTE 5501  
 1414 CITY OF FRASER 3273  
 54 CITY OF MEMPHIS 138  
 822 CITY OF MT. CLEMENS 2444  
 639 CITY OF NEW BALTIMORE 1488  
 250 CITY OF RICHMOND 569  
 1673 CITY OF ROSEVILLE 6989  
 4853 CITY OF ST CLAIR SHORES 13295  
 8826 CITY OF STERLING HGTS 17861  
 446 CITY OF UTICA 836  
 7025 CITY OF WARREN 24576

2041 25621

27662 \*CITIES TOTAL 78598

71 389  
 59 742  
 122 1232  
 456 6200  
 111 1678  
 00 18  
 20 215  
 176 2494  
 46 282  
 23 197  
 565 5645  
 188 1397

460 ARMADA TOWNSHIP 745  
 801 BRUCE TOWNSHIP 1265  
 1354 CHESTERFIELD TOWNSHIP 3419  
 6656 CLINTON TOWNSHIP 16260  
 1789 HARRISON TOWNSHIP 3804  
 18 LAKE TOWNSHIP 26  
 235 LENOX TOWNSHIP 733  
 2670 MACOMB TOWNSHIP 5173  
 328 RAY TOWNSHIP 591  
 220 RICHMOND TOWNSHIP 366  
 6210 SHELBY TOWNSHIP 10602  
 1585 WASHINGTON TOWNSHIP 2825

1837 20489

22326 \*TOWNSHIP TOTAL 45809

3878 46110

49988 \*GRAND TOTAL 124407

TUESDAY, AUGUST 4, 1998

CITY BY CITY REPORT  
GOVERNOR

DEMOCRATIC PARTY

G F L O D R  
E I A W O O  
O E R E U S  
F G R N G S  
F E Y  
R R  
E  
Y

T  
O  
T  
A  
L

NAMES OF  
CITIES AND  
TOWNSHIPS

P T  
O O  
L T  
L A  
L  
B  
O  
O  
K

432 442 257  
1427 1278 874  
557 476 288  
40 11 15  
667 519 303  
325 235 167  
120 101 66  
1927 1746 1044  
2509 2719 1591  
3132 2963 1679  
145 111 81  
6103 5301 3548  
  
17384 15902 9913  
  
117 94 39  
212 125 73  
840 669 376  
3213 2941 1891  
696 585 361  
01 00 06  
201 171 84  
917 839 462  
112 68 27  
65 48 24  
1311 1187 695  
433 295 191  
  
8118 7022 4229  
  
25502 22924 14142

1131 CITY OF CENTER LINE 1628  
3579 CITY OF EASTPOINTE 5501  
1321 CITY OF FRASER 3273  
66 CITY OF MEMPHIS 138  
1489 CITY OF MT. CLEMENS 2444  
727 CITY OF NEW BALTIMORE 1488  
287 CITY OF RICHMOND 569  
4717 CITY OF ROSEVILLE 6989  
6819 CITY OF ST CLAIR SHORES 13295  
7774 CITY OF STERLING HGTS 17861  
337 CITY OF UTICA 836  
14952 CITY OF WARREN 24576  
  
43199 \*CITIES TOTAL 78598  
  
250 ARMADA TOWNSHIP 745  
410 BRUCE TOWNSHIP 1265  
1885 CHESTERFIELD TOWNSHIP 3419  
8045 CLINTON TOWNSHIP 16260  
1642 HARRISON TOWNSHIP 3804  
07 LAKE TOWNSHIP 26  
456 LENOX TOWNSHIP 733  
2218 MACOMB TOWNSHIP 5173  
207 RAY TOWNSHIP 591  
137 RICHMOND TOWNSHIP 366  
3193 SHELBY TOWNSHIP 10602  
919 WASHINGTON TOWNSHIP 2825  
  
19369 \*TOWNSHIP TOTAL 45809  
  
62568 \*GRAND TOTAL 124407

STATEMENT OF VOTES, PRIMARY ELECTION  
TUESDAY, AUGUST 4, 1998  
CITY BY CITY REPORT  
10TH CONGRESSIONAL DISTRICT

REPUBLICAN PARTY

D L B P  
O O R A  
N B I L  
A S A M  
L I N E  
D N R  
G  
J E  
R

T  
O  
T A L  
  
NAMES OF  
CITIES AND  
TOWNSHIPS

P T  
O O  
L T  
L A  
L  
B  
O  
O  
K

00 00  
363 601  
354 679  
23 27  
241 471  
149 271  
66 149  
566 887  
1470 2597  
00 00  
00 00  
00 00  
  
3232 5682  
  
131 257  
122 617  
391 777  
1908 3509  
543 866  
04 13  
65 123  
723 1499  
98 134  
63 106  
1502 3245  
332 862  
  
5882 12008  
9114 17690

00 CITY OF CENTER LINE 00  
964 CITY OF EASTPOINTE 4567  
1033 CITY OF FRASER 3273  
50 CITY OF MEMPHIS 138  
712 CITY OF MT. CLEMENS 2444  
420 CITY OF NEW BALTIMORE 1488  
215 CITY OF RICHMOND 569  
1453 CITY OF ROSEVILLE 6989  
4067 CITY OF ST CLAIR SHORES 13295  
00 CITY OF STERLING HGTS 00  
00 CITY OF UTICA 00  
00 CITY OF WARREN 00  
  
8914 \*CITIES TOTAL 32763  
  
388 ARMADA TOWNSHIP 745  
739 BRUCE TOWNSHIP 1265  
1168 CHESTERFIELD TOWNSHIP 3419  
5417 CLINTON TOWNSHIP 16260  
1409 HARRISON TOWNSHIP 3804  
17 LAKE TOWNSHIP 26  
188 LENOX TOWNSHIP 733  
2222 MACOMB TOWNSHIP 5173  
232 RAY TOWNSHIP 591  
169 RICHMOND TOWNSHIP 366  
4747 SHELBY TOWNSHIP 10602  
1194 WASHINGTON TOWNSHIP 2825  
  
17890 \*TOWNSHIP TOTAL 45809  
26804 \*GRAND TOTAL 78572

TUESDAY, AUGUST 4, 1998

CITY BY CITY REPORT

DEMOCRATIC PARTY

10TH CONGRESSIONAL DISTRICT

D B  
A O  
V N  
I I  
D O  
R  
E

T  
O  
T  
A  
L

NAMES OF  
CITIES AND  
TOWNSHIPS

P T  
O O  
L T  
L A  
L  
B  
O  
O  
K

00	00 CITY OF CENTER LINE	00
2725	2725 CITY OF EASTPOINTE	4567
1142	1142 CITY OF FRASER	3273
53	53 CITY OF MEMPHIS	138
1333	1333 CITY OF MT. CLEMENS	2444
556	556 CITY OF NEW BALTIMORE	1488
255	255 CITY OF RICHMOND	569
4336	4336 CITY OF ROSEVILLE	6989
5932	5932 CITY OF ST CLAIR SHORES	13295
00	00 CITY OF STERLING HGTS	00
00	00 CITY OF UTICA	00
00	00 CITY OF WARREN	00
16332	16332 *CITIES TOTAL	32763
221	221 ARMADA TOWNSHIP	745
346	346 BRUCE TOWNSHIP	1265
1655	1655 CHESTERFIELD TOWNSHIP	3419
6987	6987 CLINTON TOWNSHIP	16260
1409	1409 HARRISON TOWNSHIP	3804
07	07 LAKE TOWNSHIP	26
364	364 LENOX TOWNSHIP	733
1919	1919 MACOMB TOWNSHIP	5173
138	138 RAY TOWNSHIP	591
114	114 RICHMOND TOWNSHIP	366
2685	2685 SHELBY TOWNSHIP	10602
699	699 WASHINGTON TOWNSHIP	2825
16544	16544 *TOWNSHIP TOTAL	45809
32876	32876 *GRAND TOTAL	78572

TUESDAY, AUGUST 4, 1998

CITY BY CITY REPORT

REPUBLICAN PARTY

12TH CONGRESSIONAL DISTRICT

L T  
E O  
S U  
L M  
I A  
E  
  
A

T  
O  
T  
A  
L

NAMES OF  
CITIES AND  
TOWNSHIPS

P T  
O O  
L T  
L A  
L  
B  
O  
O  
K

300	300 CITY OF CENTER LINE	1628
112	112 CITY OF EASTPOINTE	934
00	00 CITY OF FRASER	00
00	00 CITY OF MEMPHIS	00
00	00 CITY OF MT. CLEMENS	00
00	00 CITY OF NEW BALTIMORE	00
00	00 CITY OF RICHMOND	00
00	00 CITY OF ROSEVILLE	00
00	00 CITY OF ST CLAIR SHORES	00
6070	6070 CITY OF STERLING HGTS	17861
279	279 CITY OF UTICA	836
4305	4305 CITY OF WARREN	24576
11066	11066 *CITIES TOTAL	45835
00	00 ARMADA TOWNSHIP	00
00	00 BRUCE TOWNSHIP	00
00	00 CHESTERFIELD TOWNSHIP	00
00	00 CLINTON TOWNSHIP	00
00	00 HARRISON TOWNSHIP	00
00	00 LAKE TOWNSHIP	00
00	00 LENOX TOWNSHIP	00
00	00 MACOMB TOWNSHIP	00
00	00 RAY TOWNSHIP	00
00	00 RICHMOND TOWNSHIP	00
00	00 SHELBY TOWNSHIP	00
00	00 WASHINGTON TOWNSHIP	00
00	00 *TOWNSHIP TOTAL	00
11066	11066 *GRAND TOTAL	45835

TUESDAY, AUGUST 4, 1998

CITY BY CITY REPORT

DEMOCRATIC PARTY

12TH CONGRESSIONAL DISTRICT

S  
L  
A  
E  
N  
V  
D  
I  
E  
N  
R

T  
O  
T  
A  
L

NAMES OF  
CITIES AND  
TOWNSHIPS

P  
T  
O  
O  
L  
T  
L  
A  
L  
B  
O  
O  
K

1028	1028	CITY OF CENTER LINE	1628
412	412	CITY OF EASTPOINTE	934
00	00	CITY OF FRASER	00
00	00	CITY OF MEMPHIS	00
00	00	CITY OF MT. CLEMENS	00
00	00	CITY OF NEW BALTIMORE	00
00	00	CITY OF RICHMOND	00
00	00	CITY OF ROSEVILLE	00
00	00	CITY OF ST CLAIR SHORES	00
6663	6663	CITY OF STERLING HGTS	17861
294	294	CITY OF UTICA	836
11547	11547	CITY OF WARREN	24576
19944	19944	*CITIES TOTAL	45835
00	00	ARMADA TOWNSHIP	00
00	00	BRUCE TOWNSHIP	00
00	00	CHESTERFIELD TOWNSHIP	00
00	00	CLINTON TOWNSHIP	00
00	00	HARRISON TOWNSHIP	00
00	00	LAKE TOWNSHIP	00
00	00	LENOX TOWNSHIP	00
00	00	MACOMB TOWNSHIP	00
00	00	RAY TOWNSHIP	00
00	00	RICHMOND TOWNSHIP	00
00	00	SHELBY TOWNSHIP	00
00	00	WASHINGTON TOWNSHIP	00
00	00	*TOWNSHIP TOTAL	00
19944	19944	*GRAND TOTAL	45835

TUESDAY, AUGUST 4, 1998

CITY BY CITY REPORT

10TH STATE SENATE DISTRICT

REPUBLICAN PARTY

L G  
I O  
N F  
D F  
A  
  
R

T  
O  
T  
A  
L

NAMES OF  
  
CITIES AND  
  
TOWNSHIPS

P T  
O O  
L T  
L A  
L  
  
B  
O  
O  
K

280	280	CITY OF CENTER LINE	1628
974	974	CITY OF EASTPOINTE	5501
00	00	CITY OF FRASER	00
00	00	CITY OF MEMPHIS	00
00	00	CITY OF MT. CLEMENS	00
00	00	CITY OF NEW BALTIMORE	00
00	00	CITY OF RICHMOND	00
1298	1298	CITY OF ROSEVILLE	6989
00	00	CITY OF ST CLAIR SHORES	00
00	00	CITY OF STERLING HGTS	00
00	00	CITY OF UTICA	00
4277	4277	CITY OF WARREN	24576
6829	6829	*CITIES TOTAL	38694
00	00	ARMADA TOWNSHIP	00
00	00	BRUCE TOWNSHIP	00
00	00	CHESTERFIELD TOWNSHIP	00
00	00	CLINTON TOWNSHIP	00
00	00	HARRISON TOWNSHIP	00
00	00	LAKE TOWNSHIP	00
00	00	LENOX TOWNSHIP	00
00	00	MACOMB TOWNSHIP	00
00	00	RAY TOWNSHIP	00
00	00	RICHMOND TOWNSHIP	00
00	00	SHELBY TOWNSHIP	00
00	00	WASHINGTON TOWNSHIP	00
00	00	*TOWNSHIP TOTAL	00
6829	6829	*GRAND TOTAL	38694

TUESDAY, AUGUST 4, 1998

CITY BY CITY REPORT

10TH STATE SENATE DISTRICT

DEMOCRATIC PARTY

A M  
R I  
T L  
H L  
U E  
R R  
  
J J  
R

T  
O  
T  
A  
L

NAMES OF  
CITIES AND  
TOWNSHIPS

P T  
O O  
L T  
L A  
L  
  
B  
O  
O  
K

995	995 CITY OF CENTER LINE	1628
2836	2836 CITY OF EASTPOINTE	5501
00	00 CITY OF FRASER	00
00	00 CITY OF MEMPHIS	00
00	00 CITY OF MT. CLEMENS	00
00	00 CITY OF NEW BALTIMORE	00
00	00 CITY OF RICHMOND	00
4135	4135 CITY OF ROSEVILLE	6989
00	00 CITY OF ST CLAIR SHORES	00
00	00 CITY OF STERLING HGTS	00
00	00 CITY OF UTICA	00
10586	10586 CITY OF WARREN	24576
18552	18552 *CITIES TOTAL	38694
00	00 ARMADA TOWNSHIP	00
00	00 BRUCE TOWNSHIP	00
00	00 CHESTERFIELD TOWNSHIP	00
00	00 CLINTON TOWNSHIP	00
00	00 HARRISON TOWNSHIP	00
00	00 LAKE TOWNSHIP	00
00	00 LENOX TOWNSHIP	00
00	00 MACOMB TOWNSHIP	00
00	00 RAY TOWNSHIP	00
00	00 RICHMOND TOWNSHIP	00
00	00 SHELBY TOWNSHIP	00
00	00 WASHINGTON TOWNSHIP	00
00	00 *TOWNSHIP TOTAL	00
18552	18552 *GRAND TOTAL	38694



STATEMENT OF VOTES, PRIMARY ELECTION  
 TUESDAY, AUGUST 4, 1998  
 CITY BY CITY REPORT

REPUBLICAN PARTY

11TH STATE SENATE DISTRICT

J B	J B	T		P T
O A	A R	O		O O
S C	C A	T	NAMES OF	L T
E K	K N	A		L A
P U	D	L	CITIES AND	L
H S	E		TOWNSHIPS	B
	N			O
A	B			O
N	U			K
T	R			
H	G			
O				
N				
Y				

00	00	00	CITY OF CENTER LINE	00
00	00	00	CITY OF EASTPOINTE	00
00	00	00	CITY OF FRASER	00
00	00	00	CITY OF MEMPHIS	00
72	683	755	CITY OF MT. CLEMENS	2444
55	412	467	CITY OF NEW BALTIMORE	1488
43	165	208	CITY OF RICHMOND	569
00	00	00	CITY OF ROSEVILLE	00
1006	3299	4305	CITY OF ST CLAIR SHORES	13295
00	00	00	CITY OF STERLING HGTS	00
00	00	00	CITY OF UTICA	00
00	00	00	CITY OF WARREN	00
1176	4559	5735	*CITIES TOTAL	17796
00	00	00	ARMADA TOWNSHIP	00
00	00	00	BRUCE TOWNSHIP	00
181	1040	1221	CHESTERFIELD TOWNSHIP	3419
896	4886	5782	CLINTON TOWNSHIP	16260
304	1325	1629	HARRISON TOWNSHIP	3804
09	08	17	LAKE TOWNSHIP	26
39	160	199	LENOX TOWNSHIP	733
00	00	00	MACOMB TOWNSHIP	00
00	00	00	RAY TOWNSHIP	00
00	00	00	RICHMOND TOWNSHIP	00
00	00	00	SHELBY TOWNSHIP	00
00	00	00	WASHINGTON TOWNSHIP	00
1429	7419	8848	*TOWNSHIP TOTAL	24242
2605	11978	14583	*GRAND TOTAL	42038

TUESDAY, AUGUST 4, 1998

CITY BY CITY REPORT

11TH STATE SENATE DISTRICT

DEMOCRATIC PARTY

K	D	J	W	T		P
E	E	O	A	O		O
N	B	D	L	T	NAMES OF	L
N	E	I	D	A		L
E	A	E		L	CITIES AND	L
T	U	N			TOWNSHIPS	B
H	S	M				O
J	A	Y				O
E	R	E				K
T		R				

00	00	00	CITY OF CENTER LINE	00
00	00	00	CITY OF EASTPOINTE	00
00	00	00	CITY OF FRASER	00
00	00	00	CITY OF MEMPHIS	00
1136	245	1381	CITY OF MT. CLEMENS	2444
551	114	665	CITY OF NEW BALTIMORE	1488
216	41	257	CITY OF RICHMOND	569
00	00	00	CITY OF ROSEVILLE	00
4483	1126	5609	CITY OF ST CLAIR SHORES	13295
00	00	00	CITY OF STERLING HGTS	00
00	00	00	CITY OF UTICA	00
00	00	00	CITY OF WARREN	00
6386	1526	7912	*CITIES TOTAL	17796
00	00	00	ARMADA TOWNSHIP	00
00	00	00	BRUCE TOWNSHIP	00
1488	316	1804	CHESTERFIELD TOWNSHIP	3419
5515	1534	7049	CLINTON TOWNSHIP	16260
1171	252	1423	HARRISON TOWNSHIP	3804
03	04	07	LAKE TOWNSHIP	26
307	80	387	LENOX TOWNSHIP	733
00	00	00	MACOMB TOWNSHIP	00
00	00	00	RAY TOWNSHIP	00
00	00	00	RICHMOND TOWNSHIP	00
00	00	00	SHELBY TOWNSHIP	00
00	00	00	WASHINGTON TOWNSHIP	00
8484	2186	10670	*TOWNSHIP TOTAL	24242
14870	3712	18582	*GRAND TOTAL	42038

TUESDAY, AUGUST 4, 1998

CITY BY CITY REPORT

12TH STATE SENATE DISTRICT

REPUBLICAN PARTY

M C	G H	D J	D L	K N	T		P T
A A	L A	A A	O A	E E	O		O O
R R	E S	V Y	N M	N L	T	NAMES OF	L T
I L	N K	E E	N O	S	A		L A
A	N I		A T	O	L	CITIES AND	L
	N S		T E	N		TOWNSHIPS	B
							O
							O
							K

00	00	00	00	00	00	CITY OF CENTER LINE	00
00	00	00	00	00	00	CITY OF EASTPOINTE	00
445	18	760	30	45	1298	CITY OF FRASER	3273
13	04	32	04	02	55	CITY OF MEMPHIS	138
00	00	00	00	00	00	CITY OF MT. CLEMENS	00
00	00	00	00	00	00	CITY OF NEW BALTIMORE	00
00	00	00	00	00	00	CITY OF RICHMOND	00
00	00	00	00	00	00	CITY OF ROSEVILLE	00
00	00	00	00	00	00	CITY OF ST. CLAIR SHORES	00
2786	107	4887	259	641	8680	CITY OF STERLING HGTS	17861
173	03	249	08	17	450	CITY OF UTICA	836
00	00	00	00	00	00	CITY OF WARREN	00
3417	132	5928	301	705	10483	*CITIES TOTAL	22108
175	12	252	14	15	468	ARMADA TOWNSHIP	745
292	10	470	13	20	805	BRUCE TOWNSHIP	1265
00	00	00	00	00	00	CHESTERFIELD TOWNSHIP	00
00	00	00	00	00	00	CLINTON TOWNSHIP	00
00	00	00	00	00	00	HARRISON TOWNSHIP	00
00	00	00	00	00	00	LAKE TOWNSHIP	00
00	00	00	00	00	00	LENOX TOWNSHIP	00
901	45	1524	67	87	2624	MACOMB TOWNSHIP	5173
123	02	187	07	02	321	RAY TOWNSHIP	591
91	07	109	03	06	216	RICHMOND TOWNSHIP	366
2046	74	3760	118	162	6160	SHELBY TOWNSHIP	10602
643	17	872	28	47	1607	WASHINGTON TOWNSHIP	2825
4271	167	7174	250	339	12201	*TOWNSHIP TOTAL	21567
7688	299	13102	551	1044	22684	*GRAND TOTAL	43675

TUESDAY, AUGUST 4, 1998

CITY BY CITY REPORT

12TH STATE SENATE DISTRICT

DEMOCRATIC PARTY

D K  
I E  
C N  
K N  
E  
D  
Y

T  
O  
T  
A  
L

NAMES OF  
CITIES AND  
TOWNSHIPS

P T  
O O  
L T  
L A  
L  
B  
O  
O  
K

00	00	CITY OF CENTER LINE	00
00	00	CITY OF EASTPOINTE	00
859	859	CITY OF FRASER	3273
30	30	CITY OF MEMPHIS	138
00	00	CITY OF MT. CLEMENS	00
00	00	CITY OF NEW BALTIMORE	00
00	00	CITY OF RICHMOND	00
00	00	CITY OF ROSEVILLE	00
00	00	CITY OF ST CLAIR SHORES	00
5710	5710	CITY OF STERLING HGTS	17861
251	251	CITY OF UTICA	836
00	00	CITY OF WARREN	00
6850	6850	*CITIES TOTAL	22108
188	188	ARMADA TOWNSHIP	745
283	283	BRUCE TOWNSHIP	1265
00	00	CHESTERFIELD TOWNSHIP	00
00	00	CLINTON TOWNSHIP	00
00	00	HARRISON TOWNSHIP	00
00	00	LAKE TOWNSHIP	00
00	00	LENOX TOWNSHIP	00
1657	1657	MACOMB TOWNSHIP	5173
108	108	RAY TOWNSHIP	591
102	102	RICHMOND TOWNSHIP	366
2330	2330	SHELBY TOWNSHIP	10602
552	552	WASHINGTON TOWNSHIP	2825
5220	5220	*TOWNSHIP TOTAL	21567
12070	12070	*GRAND TOTAL	43675

TUESDAY, AUGUST 4, 1998

CITY BY CITY REPORT

26TH STATE REPRESENTATIVE

REPUBLICAN PARTY

B  
U  
A  
R  
B  
A  
N  
R  
A  
  
C

T  
O  
T  
A  
L

NAMES OF  
  
CITIES AND  
  
TOWNSHIPS

P  
T  
O  
O  
L  
T  
L  
A  
L  
  
B  
O  
O  
K

00	00	CITY OF CENTER LINE	00
00	00	CITY OF EASTPOINTE	00
00	00	CITY OF FRASER	00
00	00	CITY OF MEMPHIS	00
00	00	CITY OF MT. CLEMENS	00
00	00	CITY OF NEW BALTIMORE	00
00	00	CITY OF RICHMOND	00
00	00	CITY OF ROSEVILLE	00
3298	3298	CITY OF ST CLAIR SHORES	12517
00	00	CITY OF STERLING HGTS	00
00	00	CITY OF UTICA	00
00	00	CITY OF WARREN	00
3298	3298	*CITIES TOTAL	12517
00	00	ARMADA TOWNSHIP	00
00	00	BRUCE TOWNSHIP	00
00	00	CHESTERFIELD TOWNSHIP	00
00	00	CLINTON TOWNSHIP	00
1288	1288	HARRISON TOWNSHIP	3804
15	15	LAKE TOWNSHIP	26
00	00	LENOX TOWNSHIP	00
00	00	MACOMB TOWNSHIP	00
00	00	RAY TOWNSHIP	00
00	00	RICHMOND TOWNSHIP	00
00	00	SHELBY TOWNSHIP	00
00	00	WASHINGTON TOWNSHIP	00
1303	1303	*TOWNSHIP TOTAL	3830
4601	4601	*GRAND TOTAL	16347

TUESDAY, AUGUST 4, 1998

CITY BY CITY REPORT

DEMOCRATIC PARTY

26TH STATE REPRESENTATIVE

W C  
I A  
L L  
L L  
I A  
A H  
M A  
N

T  
O  
T  
A  
L

NAMES OF  
CITIES AND  
TOWNSHIPS

P T  
O O  
L T  
L A  
L  
B  
O  
O  
K

00	00	CITY OF CENTER LINE	00
00	00	CITY OF EASTPOINTE	00
00	00	CITY OF FRASER	00
00	00	CITY OF MEMPHIS	00
00	00	CITY OF MT. CLEMENS	00
00	00	CITY OF NEW BALTIMORE	00
00	00	CITY OF RICHMOND	00
00	00	CITY OF ROSEVILLE	00
5148	5148	CITY OF ST CLAIR SHORES	12517
00	00	CITY OF STERLING HGTS	00
00	00	CITY OF UTICA	00
00	00	CITY OF WARREN	00
5148	5148	*CITIES TOTAL	12517
00	00	ARMADA TOWNSHIP	00
00	00	BRUCE TOWNSHIP	00
00	00	CHESTERFIELD TOWNSHIP	00
00	00	CLINTON TOWNSHIP	00
1158	1158	HARRISON TOWNSHIP	3804
05	05	LAKE TOWNSHIP	26
00	00	LENOX TOWNSHIP	00
00	00	MACOMB TOWNSHIP	00
00	00	RAY TOWNSHIP	00
00	00	RICHMOND TOWNSHIP	00
00	00	SHELBY TOWNSHIP	00
00	00	WASHINGTON TOWNSHIP	00
1163	1163	*TOWNSHIP TOTAL	3830
6311	6311	*GRAND TOTAL	16347

STATEMENT OF VOTES PRIMARY ELECTION  
 TUESDAY, AUGUST 4, 1998  
 CITY BY CITY REPORT  
 27TH STATE REPRESENTATIVE

REPUBLICAN PARTY

P P  
 H I  
 I T  
 L T  
 I E  
 P R  
 S  
 F

T  
 O  
 T NAMES OF  
 A CITIES AND  
 L TOWNSHIPS

P T  
 O O  
 L T  
 L A  
 L  
 B  
 O  
 O  
 K

00	00	CITY OF CENTER LINE	00
940	940	CITY OF EASTPOINTE	5501
00	00	CITY OF FRASER	00
00	00	CITY OF MEMPHIS	00
00	00	CITY OF MT. CLEMENS	00
00	00	CITY OF NEW BALTIMORE	00
00	00	CITY OF RICHMOND	00
1229	1229	CITY OF ROSEVILLE	6989
197	197	CITY OF ST CLAIR SHORES	778
00	00	CITY OF STERLING HGTS	00
00	00	CITY OF UTICA	00
00	00	CITY OF WARREN	00
2366	2366	*CITIES TOTAL	13268
00	00	ARMADA TOWNSHIP	00
00	00	BRUCE TOWNSHIP	00
00	00	CHESTERFIELD TOWNSHIP	00
00	00	CLINTON TOWNSHIP	00
00	00	HARRISON TOWNSHIP	00
00	00	LAKE TOWNSHIP	00
00	00	LENOX TOWNSHIP	00
00	00	MACOMB TOWNSHIP	00
00	00	RAY TOWNSHIP	00
00	00	RICHMOND TOWNSHIP	00
00	00	SHELBY TOWNSHIP	00
00	00	WASHINGTON TOWNSHIP	00
00	00	*TOWNSHIP TOTAL	00
2366	2366	*GRAND TOTAL	13268

STATEMENT OF VOTES, PRIMARY ELECTION  
 TUESDAY, AUGUST 4, 1998  
 CITY BY CITY REPORT  
 27TH STATE REPRESENTATIVE

DEMOCRATIC PARTY

L	L	M	S	T		P	T
E	A	I	W	O		O	O
O	L	C	I	T	NAMES OF	L	T
R	O	H	T	A		L	A
N	D	A	A	L	CITIES AND	L	L
D	E	E	L		TOWNSHIPS	B	
E		L	S			O	
			K			O	
			I			K	

00	00	00	CITY OF CENTER LINE	00
1750	1807	3557	CITY OF EASTPOINTE	5501
00	00	00	CITY OF FRASER	00
00	00	00	CITY OF MEMPHIS	00
00	00	00	CITY OF MT. CLEMENS	00
00	00	00	CITY OF NEW BALTIMORE	00
00	00	00	CITY OF RICHMOND	00
1398	3412	4810	CITY OF ROSEVILLE	6989
142	212	354	CITY OF ST CLAIR SHORES	778
00	00	00	CITY OF STERLING HGTS	00
00	00	00	CITY OF UTICA	00
00	00	00	CITY OF WARREN	00
3290	5431	8721	*CITIES TOTAL	13268
00	00	00	ARMADA TOWNSHIP	00
00	00	00	BRUCE TOWNSHIP	00
00	00	00	CHESTERFIELD TOWNSHIP	00
00	00	00	CLINTON TOWNSHIP	00
00	00	00	HARRISON TOWNSHIP	00
00	00	00	LAKE TOWNSHIP	00
00	00	00	LENOX TOWNSHIP	00
00	00	00	MACOMB TOWNSHIP	00
00	00	00	RAY TOWNSHIP	00
00	00	00	RICHMOND TOWNSHIP	00
00	00	00	SHELBY TOWNSHIP	00
00	00	00	WASHINGTON TOWNSHIP	00
00	00	00	*TOWNSHIP TOTAL	00
3290	5431	8721	*GRAND TOTAL	13268



TUESDAY, AUGUST 4, 1998

CITY BY CITY REPORT

REPUBLICAN PARTY

28TH STATE REPRESENTATIVE DISTRICT

V D P W  
I A A E  
C N U L  
T I L C  
O E L H  
R L E  
I  
A

T  
O  
T A L  
  
NAMES OF  
CITIES AND  
TOWNSHIPS

P T  
O O  
L T  
L A  
L  
  
B  
O  
O  
K

127 172  
00 00  
00 00  
00 00  
00 00  
00 00  
00 00  
00 00  
00 00  
00 00  
00 00  
780 1057

299 CITY OF CENTER LINE 1628  
00 CITY OF EASTPOINTE 00  
00 CITY OF FRASER 00  
00 CITY OF MEMPHIS 00  
00 CITY OF MT. CLEMENS 00  
00 CITY OF NEW BALTIMORE 00  
00 CITY OF RICHMOND 00  
00 CITY OF ROSEVILLE 00  
00 CITY OF ST CLAIR SHORES 00  
00 CITY OF STERLING HGTS 00  
00 CITY OF UTICA 00  
1837 CITY OF WARREN 10687

907 1229  
00 00  
00 00  
00 00  
00 00  
00 00  
00 00  
00 00  
00 00  
00 00  
00 00  
00 00  
00 00

2136 \*CITIES TOTAL 12315  
  
00 ARMADA TOWNSHIP 00  
00 BRUCE TOWNSHIP 00  
00 CHESTERFIELD TOWNSHIP 00  
00 CLINTON TOWNSHIP 00  
00 HARRISON TOWNSHIP 00  
00 LAKE TOWNSHIP 00  
00 LENOX TOWNSHIP 00  
00 MACOMB TOWNSHIP 00  
00 RAY TOWNSHIP 00  
00 RICHMOND TOWNSHIP 00  
00 SHELBY TOWNSHIP 00  
00 WASHINGTON TOWNSHIP 00

00 00  
907 1229

00 \*TOWNSHIP TOTAL 00  
2136 \*GRAND TOTAL 12315

TUESDAY, AUGUST 4, 1998

CITY BY CITY REPORT

28TH STATE REPRESENTATIVE DISTRICT

DEMOCRATIC PARTY

J T P W  
 E A A O  
 F L U J  
 F K L N  
 I N O  
 N G  
 T  
 O  
 N

T O T A L  
 NAMES OF  
 CITIES AND  
 TOWNSHIPS

P T  
 O O  
 L T  
 L A  
 L  
 B  
 O  
 O  
 K

77 1046  
 00 00  
 00 00  
 00 00  
 00 00  
 00 00  
 00 00  
 00 00  
 00 00  
 00 00  
 00 00  
 00 00  
 821 5314

1123 CITY OF CENTER LINE 1628  
 00 CITY OF EASTPOINTE 00  
 00 CITY OF FRASER 00  
 00 CITY OF MEMPHIS 00  
 00 CITY OF MT. CLEMENS 00  
 00 CITY OF NEW BALTIMORE 00  
 00 CITY OF RICHMOND 00  
 00 CITY OF ROSEVILLE 00  
 00 CITY OF ST CLAIR SHORES 00  
 00 CITY OF STERLING HGTS 00  
 00 CITY OF UTICA 00  
 6135 CITY OF WARREN 10687

898 6360

7258 \*CITIES TOTAL 12315

00 00  
 00 00  
 00 00  
 00 00  
 00 00  
 00 00  
 00 00  
 00 00  
 00 00  
 00 00  
 00 00  
 00 00

00 ARMADA TOWNSHIP 00  
 00 BRUCE TOWNSHIP 00  
 00 CHESTERFIELD TOWNSHIP 00  
 00 CLINTON TOWNSHIP 00  
 00 HARRISON TOWNSHIP 00  
 00 LAKE TOWNSHIP 00  
 00 LENOX TOWNSHIP 00  
 00 MACOMB TOWNSHIP 00  
 00 RAY TOWNSHIP 00  
 00 RICHMOND TOWNSHIP 00  
 00 SHELBY TOWNSHIP 00  
 00 WASHINGTON TOWNSHIP 00

00 00

00 \*TOWNSHIP TOTAL 00

898 6360

7258 \*GRAND TOTAL 12315

TUESDAY, AUGUST 4, 1998

CITY BY CITY REPORT

REPUBLICAN PARTY

29TH STATE REPRESENTATIVE DISTRICT

J F M W  
E A I I  
N U C E  
N N H C  
I C A E  
F E E K  
E L  
R J

T  
O  
T  
A  
L  
  
NAMES OF  
  
CITIES AND  
  
TOWNSHIPS

P T  
O O  
L T  
L A  
L  
  
B  
O  
O  
K

00	00	00	CITY OF CENTER LINE	00
00	00	00	CITY OF EASTPOINTE	00
00	00	00	CITY OF FRASER	00
00	00	00	CITY OF MEMPHIS	00
00	00	00	CITY OF MT. CLEMENS	00
00	00	00	CITY OF NEW BALTIMORE	00
00	00	00	CITY OF RICHMOND	00
00	00	00	CITY OF ROSEVILLE	00
00	00	00	CITY OF ST CLAIR SHORES	00
1065	997	2062	CITY OF STERLING HGTS	4889
00	00	00	CITY OF UTICA	00
2326	1641	3967	CITY OF WARREN	13889
3391	2638	6029	*CITIES TOTAL	18778
00	00	00	ARMADA TOWNSHIP	00
00	00	00	BRUCE TOWNSHIP	00
00	00	00	CHESTERFIELD TOWNSHIP	00
00	00	00	CLINTON TOWNSHIP	00
00	00	00	HARRISON TOWNSHIP	00
00	00	00	LAKE TOWNSHIP	00
00	00	00	LENOX TOWNSHIP	00
00	00	00	MACOMB TOWNSHIP	00
00	00	00	RAY TOWNSHIP	00
00	00	00	RICHMOND TOWNSHIP	00
00	00	00	SHELBY TOWNSHIP	00
00	00	00	WASHINGTON TOWNSHIP	00
00	00	00	*TOWNSHIP TOTAL	00
3391	2638	6029	*GRAND TOTAL	18778



TUESDAY, AUGUST 4, 1998

CITY BY CITY REPORT

DEMOCRATIC PARTY

29TH STATE REPRESENTATIVE DISTRICT

S	B	C	B	T	D	E	L	T		P	T
T	I	H	U	O	I	L	E	O		O	O
E	E	A	S	N	N	I	N	T	NAMES OF	L	T
V	D	R	S	Y	O	Z	H	A	CITIES AND	L	A
E	A	L	E	T	O	A	A	L	TOWNSHIPS	L	L
		E	S			B	R			B	O
		S				E	D			O	K
		T				T	H				

00	00	00	00	00	CITY OF CENTER LINE	00
00	00	00	00	00	CITY OF EASTPOINTE	00
00	00	00	00	00	CITY OF FRASER	00
00	00	00	00	00	CITY OF MEMPHIS	00
00	00	00	00	00	CITY OF MT. CLEMENS	00
00	00	00	00	00	CITY OF NEW BALTIMORE	00
00	00	00	00	00	CITY OF RICHMOND	00
00	00	00	00	00	CITY OF ROSEVILLE	00
00	00	00	00	00	CITY OF ST CLAIR SHORES	00
574	720	467	307	2068	CITY OF STERLING HGTS	4889
00	00	00	00	00	CITY OF UTICA	00
2348	2959	1342	818	7467	CITY OF WARREN	13889
2922	3679	1809	1125	9535	*CITIES TOTAL	18778
00	00	00	00	00	ARMADA TOWNSHIP	00
00	00	00	00	00	BRUCE TOWNSHIP	00
00	00	00	00	00	CHESTERFIELD TOWNSHIP	00
00	00	00	00	00	CLINTON TOWNSHIP	00
00	00	00	00	00	HARRISON TOWNSHIP	00
00	00	00	00	00	LAKE TOWNSHIP	00
00	00	00	00	00	LENOX TOWNSHIP	00
00	00	00	00	00	MACOMB TOWNSHIP	00
00	00	00	00	00	RAY TOWNSHIP	00
00	00	00	00	00	RICHMOND TOWNSHIP	00
00	00	00	00	00	SHELBY TOWNSHIP	00
00	00	00	00	00	WASHINGTON TOWNSHIP	00
00	00	00	00	00	*TOWNSHIP TOTAL	00
2922	3679	1809	1125	9535	*GRAND TOTAL	18778

TUESDAY, AUGUST 4, 1998

CITY BY CITY REPORT

30TH STATE REPRESENTATIVE DISTRICT

REPUBLICAN PARTY

H C	T K	N L	S R	T		P T
O H	O L	O E	U O	O		O O
W I	M U	R R	E C	T	NAMES OF	L T
A S	C	M O	C	A		L A
R H	H	A Y	A	L	CITIES AND	L
D O	N	N			TOWNSHIPS	B
L	I					O
L M	K	G				O
						K

00	00	00	00	00	CITY OF CENTER LINE	00
00	00	00	00	00	CITY OF EASTPOINTE	00
00	00	00	00	00	CITY OF FRASER	00
00	00	00	00	00	CITY OF MEMPHIS	00
00	00	00	00	00	CITY OF MT. CLEMENS	00
00	00	00	00	00	CITY OF NEW BALTIMORE	00
00	00	00	00	00	CITY OF RICHMOND	00
00	00	00	00	00	CITY OF ROSEVILLE	00
00	00	00	00	00	CITY OF ST CLAIR SHORES	00
237	292	214	5472	6215	CITY OF STERLING HGTS	12972
00	00	00	00	00	CITY OF UTICA	00
00	00	00	00	00	CITY OF WARREN	00
237	292	214	5472	6215	*CITIES TOTAL	12972
00	00	00	00	00	ARMADA TOWNSHIP	00
00	00	00	00	00	BRUCE TOWNSHIP	00
00	00	00	00	00	CHESTERFIELD TOWNSHIP	00
00	00	00	00	00	CLINTON TOWNSHIP	00
00	00	00	00	00	HARRISON TOWNSHIP	00
00	00	00	00	00	LAKE TOWNSHIP	00
00	00	00	00	00	LENOX TOWNSHIP	00
00	00	00	00	00	MACOMB TOWNSHIP	00
00	00	00	00	00	RAY TOWNSHIP	00
00	00	00	00	00	RICHMOND TOWNSHIP	00
00	00	00	00	00	SHELBY TOWNSHIP	00
00	00	00	00	00	WASHINGTON TOWNSHIP	00
00	00	00	00	00	*TOWNSHIP TOTAL	00
237	292	214	5472	6215	*GRAND TOTAL	12972

TUESDAY, AUGUST 4, 1998

CITY BY CITY REPORT

DEMOCRATIC PARTY

30TH STATE REPRESENTATIVE DISTRICT

R	F	F	K	T		P	T
O	A	R	I	O		O	O
G	C	A	N	T	NAMES OF	L	T
E	H	N	G	A		L	A
R	I	K		L	CITIES AND	L	
N						B	
A	I				TOWNSHIPS	O	
						O	
						K	

---

00	00	00	CITY OF CENTER LINE	00
00	00	00	CITY OF EASTPOINTE	00
00	00	00	CITY OF FRASER	00
00	00	00	CITY OF MEMPHIS	00
00	00	00	CITY OF MT. CLEMENS	00
00	00	00	CITY OF NEW BALTIMORE	00
00	00	00	CITY OF RICHMOND	00
00	00	00	CITY OF ROSEVILLE	00
00	00	00	CITY OF ST CLAIR SHORES	00
2097	1821	3918	CITY OF STERLING HGTS	12972
00	00	00	CITY OF UTICA	00
00	00	00	CITY OF WARREN	00
2097	1821	3918	*CITIES TOTAL	12972
00	00	00	ARMADA TOWNSHIP	00
00	00	00	BRUCE TOWNSHIP	00
00	00	00	CHESTERFIELD TOWNSHIP	00
00	00	00	CLINTON TOWNSHIP	00
00	00	00	HARRISON TOWNSHIP	00
00	00	00	LAKE TOWNSHIP	00
00	00	00	LENOX TOWNSHIP	00
00	00	00	MACOMB TOWNSHIP	00
00	00	00	RAY TOWNSHIP	00
00	00	00	RICHMOND TOWNSHIP	00
00	00	00	SHELBY TOWNSHIP	00
00	00	00	WASHINGTON TOWNSHIP	00
00	00	00	*TOWNSHIP TOTAL	00
2097	1821	3918	*GRAND TOTAL	12972

TUESDAY, AUGUST 4, 1998

CITY BY CITY REPORT

31ST STATE REPRESENTATIVE DISTRICT

REPUBLICAN PARTY

D	D	Q	C	R	R	T		P	T
O	E	U	O	O	H	O		O	O
N	N	I	D	N	E	T	NAMES OF	L	T
A	N	Y		A		A		L	A
U	N			J	U	L	CITIES AND	L	
L	I			O	M		TOWNSHIPS	B	
T	E			H	E			O	
				N				O	
								K	
	E								

00	00	00	00	CITY OF CENTER LINE	00
00	00	00	00	CITY OF EASTPOINTE	00
452	372	182	1006	CITY OF FRASER	3273
00	00	00	00	CITY OF MEMPHIS	00
133	563	81	777	CITY OF MT. CLEMENS	2444
00	00	00	00	CITY OF NEW BALTIMORE	00
00	00	00	00	CITY OF RICHMOND	00
00	00	00	00	CITY OF ROSEVILLE	00
00	00	00	00	CITY OF ST CLAIR SHORES	00
00	00	00	00	CITY OF STERLING HGTS	00
00	00	00	00	CITY OF UTICA	00
00	00	00	00	CITY OF WARREN	00
585	935	263	1783	*CITIES TOTAL	5717
00	00	00	00	ARMADA TOWNSHIP	00
00	00	00	00	BRUCE TOWNSHIP	00
00	00	00	00	CHESTERFIELD TOWNSHIP	00
878	1366	724	2968	CLINTON TOWNSHIP	9638
00	00	00	00	HARRISON TOWNSHIP	00
00	00	00	00	LAKE TOWNSHIP	00
00	00	00	00	LENOX TOWNSHIP	00
00	00	00	00	MACOMB TOWNSHIP	00
00	00	00	00	RAY TOWNSHIP	00
00	00	00	00	RICHMOND TOWNSHIP	00
00	00	00	00	SHELBY TOWNSHIP	00
00	00	00	00	WASHINGTON TOWNSHIP	00
878	1366	724	2968	*TOWNSHIP TOTAL	9638
1463	2301	987	4751	*GRAND TOTAL	15355

TUESDAY, AUGUST 4, 1998

CITY BY CITY REPORT

DEMOCRATIC PARTY

31ST STATE REPRESENTATIVE DISTRICT

P  
A  
U  
L  
E  
G  
H  
E  
M

T  
O  
T  
A  
L

NAMES OF  
CITIES AND  
TOWNSHIPS

P  
O  
L  
L  
B  
O  
O  
K

00	00	CITY OF CENTER LINE	00
00	00	CITY OF EASTPOINTE	00
810	810	CITY OF FRASER	3273
00	00	CITY OF MEMPHIS	00
1141	1141	CITY OF MT. CLEMENS	2444
00	00	CITY OF NEW BALTIMORE	00
00	00	CITY OF RICHMOND	00
00	00	CITY OF ROSEVILLE	00
00	00	CITY OF ST CLAIR SHORES	00
00	00	CITY OF STERLING HGTS	00
00	00	CITY OF UTICA	00
00	00	CITY OF WARREN	00
1951	1951	*CITIES TOTAL	5717
00	00	ARMADA TOWNSHIP	00
00	00	BRUCE TOWNSHIP	00
00	00	CHESTERFIELD TOWNSHIP	00
3299	3299	CLINTON TOWNSHIP	9638
00	00	HARRISON TOWNSHIP	00
00	00	LAKE TOWNSHIP	00
00	00	LENOX TOWNSHIP	00
00	00	MACOMB TOWNSHIP	00
00	00	RAY TOWNSHIP	00
00	00	RICHMOND TOWNSHIP	00
00	00	SHELBY TOWNSHIP	00
00	00	WASHINGTON TOWNSHIP	00
3299	3299	*TOWNSHIP TOTAL	9638
5250	5250	*GRAND TOTAL	15355



TUESDAY, AUGUST 4, 1998

CITY BY CITY REPORT

32ND STATE REPRESENTATIVE DISTRICT

REPUBLICAN PARTY

G H	K H	A S	T		P T
A I	I O	L A	O		O O
I C	R L	A N	T	NAMES OF	L T
L K	B M	N B	A	CITIES AND	L A
S	Y E	O	L	TOWNSHIPS	L
	S	R			B
	J	N			O
	R				O
					K

00	00	00	00	CITY OF CENTER LINE	00
00	00	00	00	CITY OF EASTPOINTE	00
00	00	00	00	CITY OF FRASER	00
16	16	24	56	CITY OF MEMPHIS	138
00	00	00	00	CITY OF MT. CLEMENS	00
00	00	00	00	CITY OF NEW BALTIMORE	00
67	59	114	240	CITY OF RICHMOND	569
00	00	00	00	CITY OF ROSEVILLE	00
00	00	00	00	CITY OF ST CLAIR SHORES	00
00	00	00	00	CITY OF STERLING HGTS	00
85	113	231	429	CITY OF UTICA	836
00	00	00	00	CITY OF WARREN	00
168	188	369	725	*CITIES TOTAL	1543
135	84	207	426	ARMADA TOWNSHIP	745
182	191	365	738	BRUCE TOWNSHIP	1265
00	00	00	00	CHESTERFIELD TOWNSHIP	00
00	00	00	00	CLINTON TOWNSHIP	00
00	00	00	00	HARRISON TOWNSHIP	00
00	00	00	00	LAKE TOWNSHIP	00
00	00	00	00	LENOX TOWNSHIP	00
00	00	00	00	MACOMB TOWNSHIP	00
91	72	146	309	RAY TOWNSHIP	591
54	28	119	201	RICHMOND TOWNSHIP	366
974	1948	3086	6008	SHELBY TOWNSHIP	10602
288	402	835	1525	WASHINGTON TOWNSHIP	2825
1724	2725	4758	9207	*TOWNSHIP TOTAL	16394
1892	2913	5127	9932	*GRAND TOTAL	17937

TUESDAY, AUGUST 4, 1998

CITY BY CITY REPORT

DEMOCRATIC PARTY

32ND STATE REPRESENTATIVE DISTRICT

A A  
R N  
I D  
S R  
T E  
I O  
D P  
I O  
S U  
L  
O  
S

T  
O  
T  
A  
L

NAMES OF  
CITIES AND  
TOWNSHIPS

P T  
O O  
L T  
L A  
L  
B  
O  
O  
K

00	00 CITY OF CENTER LINE	00
00	00 CITY OF EASTPOINTE	00
00	00 CITY OF FRASER	00
34	34 CITY OF MEMPHIS	138
00	00 CITY OF MT. CLEMENS	00
00	00 CITY OF NEW BALTIMORE	00
172	172 CITY OF RICHMOND	569
00	00 CITY OF ROSEVILLE	00
00	00 CITY OF ST CLAIR SHORES	00
00	00 CITY OF STERLING HGTS	00
216	216 CITY OF UTICA	836
00	00 CITY OF WARREN	00
422	422 *CITIES TOTAL	1543
170	170 ARMADA TOWNSHIP	745
231	231 BRUCE TOWNSHIP	1265
00	00 CHESTERFIELD TOWNSHIP	00
00	00 CLINTON TOWNSHIP	00
00	00 HARRISON TOWNSHIP	00
00	00 LAKE TOWNSHIP	00
00	00 LENOX TOWNSHIP	00
00	00 MACOMB TOWNSHIP	00
93	93 RAY TOWNSHIP	591
82	82 RICHMOND TOWNSHIP	366
1619	1619 SHELBY TOWNSHIP	10602
485	485 WASHINGTON TOWNSHIP	2825
2680	2680 *TOWNSHIP TOTAL	16394
3102	3102 *GRAND TOTAL	17937

TUESDAY, AUGUST 4, 1998

CITY BY CITY REPORT

REPUBLICAN PARTY

33RD STATE REPRESENTATIVE DISTRICT

J B	S G	J K	K S	T		P T
A I	T U	A U	R W	O		O O
M E	E S	N K	I I	T	NAMES OF	L T
E R	V T	E U	S S	A		L A
S N	E	T K	T H	L	CITIES AND	L
A			Y E		TOWNSHIPS	B
M T			R			O
			D			O
						K

00	00	00	00	00	CITY OF CENTER LINE	00
00	00	00	00	00	CITY OF EASTPOINTE	00
00	00	00	00	00	CITY OF FRASER	00
00	00	00	00	00	CITY OF MEMPHIS	00
00	00	00	00	00	CITY OF MT. CLEMENS	00
158	36	299	34	527	CITY OF NEW BALTIMORE	1488
00	00	00	00	00	CITY OF RICHMOND	00
00	00	00	00	00	CITY OF ROSEVILLE	00
00	00	00	00	00	CITY OF ST CLAIR SHORES	00
00	00	00	00	00	CITY OF STERLING HGTS	00
00	00	00	00	00	CITY OF UTICA	00
00	00	00	00	00	CITY OF WARREN	00
158	36	299	34	527	*CITIES TOTAL	1488
00	00	00	00	00	ARMADA TOWNSHIP	00
00	00	00	00	00	BRUCE TOWNSHIP	00
393	77	716	69	1255	CHESTERFIELD TOWNSHIP	3419
1374	128	1018	138	2658	CLINTON TOWNSHIP	6622
00	00	00	00	00	HARRISON TOWNSHIP	00
00	00	00	00	00	LAKE TOWNSHIP	00
44	13	137	12	206	LENOX TOWNSHIP	733
865	163	1266	142	2436	MACOMB TOWNSHIP	5173
00	00	00	00	00	RAY TOWNSHIP	00
00	00	00	00	00	RICHMOND TOWNSHIP	00
00	00	00	00	00	SHELBY TOWNSHIP	00
00	00	00	00	00	WASHINGTON TOWNSHIP	00
2676	381	3137	361	6555	*TOWNSHIP TOTAL	15947
2834	417	3436	395	7082	*GRAND TOTAL	17435

TUESDAY, AUGUST 4, 1998

CITY BY CITY REPORT

DEMOCRATIC PARTY

33RD STATE REPRESENTATIVE DISTRICT

J	L	C	L	T		P	T
O	E	H	O	O		O	O
E	A	A	C	T	NAMES OF	L	T
L	C	R	K	A		L	A
H	L	L	L	L	CITIES AND	L	L
S	E	E			TOWNSHIPS	B	
	S	A				O	
	R					O	
						K	

00	00	00	CITY OF CENTER LINE	00
00	00	00	CITY OF EASTPOINTE	00
00	00	00	CITY OF FRASER	00
00	00	00	CITY OF MEMPHIS	00
00	00	00	CITY OF MT. CLEMENS	00
317	256	573	CITY OF NEW BALTIMORE	1488
00	00	00	CITY OF RICHMOND	00
00	00	00	CITY OF ROSEVILLE	00
00	00	00	CITY OF ST CLAIR SHORES	00
00	00	00	CITY OF STERLING HGTS	00
00	00	00	CITY OF UTICA	00
00	00	00	CITY OF WARREN	00
317	256	573	*CITIES TOTAL	1488
00	00	00	ARMADA TOWNSHIP	00
00	00	00	BRUCE TOWNSHIP	00
894	799	1693	CHESTERFIELD TOWNSHIP	3419
1105	1346	2451	CLINTON TOWNSHIP	6622
00	00	00	HARRISON TOWNSHIP	00
00	00	00	LAKE TOWNSHIP	00
168	177	345	LENOX TOWNSHIP	733
810	1063	1873	MACOMB TOWNSHIP	5173
00	00	00	RAY TOWNSHIP	00
00	00	00	RICHMOND TOWNSHIP	00
00	00	00	SHELBY TOWNSHIP	00
00	00	00	WASHINGTON TOWNSHIP	00
2977	3385	6362	*TOWNSHIP TOTAL	15947
3294	3641	6935	*GRAND TOTAL	17435

TUESDAY, AUGUST 4, 1998

CITY BY CITY REPORT

REPUBLICAN PARTY

COUNTY COMMISSIONER DISTRICT 1

B G  
A O  
R F  
R F  
Y  
  
F

T  
O  
T  
A  
L

NAMES OF  
  
CITIES AND  
  
TOWNSHIPS

P T  
O O  
L T  
L A  
L  
  
B  
O  
O  
K

00	00 CITY OF CENTER LINE	00
00	00 CITY OF EASTPOINTE	00
00	00 CITY OF FRASER	00
00	00 CITY OF MEMPHIS	00
00	00 CITY OF MT. CLEMENS	00
00	00 CITY OF NEW BALTIMORE	00
00	00 CITY OF RICHMOND	00
00	00 CITY OF ROSEVILLE	00
00	00 CITY OF ST CLAIR SHORES	00
00	00 CITY OF STERLING HGTS	00
00	00 CITY OF UTICA	00
715	715 CITY OF WARREN	4196
715	715 *CITIES TOTAL	4196
00	00 ARMADA TOWNSHIP	00
00	00 BRUCE TOWNSHIP	00
00	00 CHESTERFIELD TOWNSHIP	00
00	00 CLINTON TOWNSHIP	00
00	00 HARRISON TOWNSHIP	00
00	00 LAKE TOWNSHIP	00
00	00 LENOX TOWNSHIP	00
00	00 MACOMB TOWNSHIP	00
00	00 RAY TOWNSHIP	00
00	00 RICHMOND TOWNSHIP	00
00	00 SHELBY TOWNSHIP	00
00	00 WASHINGTON TOWNSHIP	00
00	00 *TOWNSHIP TOTAL	00
715	715 *GRAND TOTAL	4196

STATEMENT OF VOTES, PRIMARY ELECTION  
TUESDAY, AUGUST 4, 1998  
CITY BY CITY REPORT  
COUNTY COMMISSIONER DISTRICT 1

DEMOCRATIC PARTY

R L  
A I  
L B  
P E  
H R  
A A  
A T  
O

T  
O  
T  
A  
L

NAMES OF  
CITIES AND  
TOWNSHIPS

P T  
O O  
L T  
L A  
L  
B  
O  
O  
K

00	00 CITY OF CENTER LINE	00
00	00 CITY OF EASTPOINTE	00
00	00 CITY OF FRASER	00
00	00 CITY OF MEMPHIS	00
00	00 CITY OF MT. CLEMENS	00
00	00 CITY OF NEW BALTIMORE	00
00	00 CITY OF RICHMOND	00
00	00 CITY OF ROSEVILLE	00
00	00 CITY OF ST CLAIR SHORES	00
00	00 CITY OF STERLING HGTS	00
00	00 CITY OF UTICA	00
2022	2022 CITY OF WARREN	4196
2022	2022 *CITIES TOTAL	4196
00	00 ARMADA TOWNSHIP	00
00	00 BRUCE TOWNSHIP	00
00	00 CHESTERFIELD TOWNSHIP	00
00	00 CLINTON TOWNSHIP	00
00	00 HARRISON TOWNSHIP	00
00	00 LAKE TOWNSHIP	00
00	00 LENOX TOWNSHIP	00
00	00 MACOMB TOWNSHIP	00
00	00 RAY TOWNSHIP	00
00	00 RICHMOND TOWNSHIP	00
00	00 SHELBY TOWNSHIP	00
00	00 WASHINGTON TOWNSHIP	00
00	00 *TOWNSHIP TOTAL	00
2022	2022 *GRAND TOTAL	4196

TUESDAY, AUGUST 4, 1998

CITY BY CITY REPORT

REPUBLICAN PARTY

COUNTY COMMISSIONER DISTRICT 2

T		P
O		O
T	NAMES OF	L
A		T
L	CITIES AND	L
	TOWNSHIPS	A
		B
		O
		O
		K

---

00	CITY OF CENTER LINE	1628
00	CITY OF EASTPOINTE	00
00	CITY OF FRASER	00
00	CITY OF MEMPHIS	00
00	CITY OF MT. CLEMENS	00
00	CITY OF NEW BALTIMORE	00
00	CITY OF RICHMOND	00
00	CITY OF ROSEVILLE	00
00	CITY OF ST CLAIR SHORES	00
00	CITY OF STERLING HGTS	00
00	CITY OF UTICA	00
00	CITY OF WARREN	1533
00	*CITIES TOTAL	3161
00	ARMADA TOWNSHIP	00
00	BRUCE TOWNSHIP	00
00	CHESTERFIELD TOWNSHIP	00
00	CLINTON TOWNSHIP	00
00	HARRISON TOWNSHIP	00
00	LAKE TOWNSHIP	00
00	LENOX TOWNSHIP	00
00	MACOMB TOWNSHIP	00
00	RAY TOWNSHIP	00
00	RICHMOND TOWNSHIP	00
00	SHELBY TOWNSHIP	00
00	WASHINGTON TOWNSHIP	00
00	*TOWNSHIP TOTAL	00
00	*GRAND TOTAL	3161

TUESDAY, AUGUST 4, 1998

CITY BY CITY REPORT

COUNTY COMMISSIONER DISTRICT 2

DEMOCRATIC PARTY

M S  
A A  
R U  
V G  
I E  
N R  
  
E

T  
O  
T  
A  
L

NAMES OF  
CITIES AND  
TOWNSHIPS

P T  
O O  
L T  
L A  
L  
  
B  
O  
O  
K

898	898 CITY OF CENTER LINE	1628
00	00 CITY OF EASTPOINTE	00
00	00 CITY OF FRASER	00
00	00 CITY OF MEMPHIS	00
00	00 CITY OF MT. CLEMENS	00
00	00 CITY OF NEW BALTIMORE	00
00	00 CITY OF RICHMOND	00
00	00 CITY OF ROSEVILLE	00
00	00 CITY OF ST CLAIR SHORES	00
00	00 CITY OF STERLING HGTS	00
00	00 CITY OF UTICA	00
707	707 CITY OF WARREN	1533
1605	1605 *CITIES TOTAL	3161
00	00 ARMADA TOWNSHIP	00
00	00 BRUCE TOWNSHIP	00
00	00 CHESTERFIELD TOWNSHIP	00
00	00 CLINTON TOWNSHIP	00
00	00 HARRISON TOWNSHIP	00
00	00 LAKE TOWNSHIP	00
00	00 LENOX TOWNSHIP	00
00	00 MACOMB TOWNSHIP	00
00	00 RAY TOWNSHIP	00
00	00 RICHMOND TOWNSHIP	00
00	00 SHELBY TOWNSHIP	00
00	00 WASHINGTON TOWNSHIP	00
00	00 *TOWNSHIP TOTAL	00
1605	1605 *GRAND TOTAL	3161



TUESDAY, AUGUST 4, 1998

CITY BY CITY REPORT

COUNTY COMMISSIONER DISTRICT 3

REPUBLICAN PARTY

M U  
A R  
R B  
I A  
A N  
I A  
K

T  
O  
T  
A  
L

NAMES OF  
CITIES AND  
TOWNSHIPS

P T  
O O  
L T  
L A  
L  
B  
O  
O  
K

00	00 CITY OF CENTER LINE	00
385	385 CITY OF EASTPOINTE	2204
00	00 CITY OF FRASER	00
00	00 CITY OF MEMPHIS	00
00	00 CITY OF MT. CLEMENS	00
00	00 CITY OF NEW BALTIMORE	00
00	00 CITY OF RICHMOND	00
00	00 CITY OF ROSEVILLE	00
00	00 CITY OF ST CLAIR SHORES	00
00	00 CITY OF STERLING HGTS	00
00	00 CITY OF UTICA	00
121	121 CITY OF WARREN	955
506	506 *CITIES TOTAL	3159
00	00 ARMADA TOWNSHIP	00
00	00 BRUCE TOWNSHIP	00
00	00 CHESTERFIELD TOWNSHIP	00
00	00 CLINTON TOWNSHIP	00
00	00 HARRISON TOWNSHIP	00
00	00 LAKE TOWNSHIP	00
00	00 LENOX TOWNSHIP	00
00	00 MACOMB TOWNSHIP	00
00	00 RAY TOWNSHIP	00
00	00 RICHMOND TOWNSHIP	00
00	00 SHELBY TOWNSHIP	00
00	00 WASHINGTON TOWNSHIP	00
00	00 *TOWNSHIP TOTAL	00
506	506 *GRAND TOTAL	3159

STATEMENT OF VOTES, PRIMARY ELECTION  
TUESDAY, AUGUST 4, 1998  
CITY BY CITY REPORT  
COUNTY COMMISSIONER DISTRICT 3

DEMOCRATIC PARTY

P D  
H I  
I M  
L A  
L R  
I I  
P A  
  
A

T  
O  
T A L  
  
NAMES OF  
CITIES AND  
TOWNSHIPS

P T  
O O  
L T  
L A  
L  
  
B  
O  
O  
K

00	00 CITY OF CENTER LINE	00
1377	1377 CITY OF EASTPOINTE	2204
00	00 CITY OF FRASER	00
00	00 CITY OF MEMPHIS	00
00	00 CITY OF MT. CLEMENS	00
00	00 CITY OF NEW BALTIMORE	00
00	00 CITY OF RICHMOND	00
00	00 CITY OF ROSEVILLE	00
00	00 CITY OF ST CLAIR SHORES	00
00	00 CITY OF STERLING HGTS	00
00	00 CITY OF UTICA	00
466	466 CITY OF WARREN	955
1843	1843 *CITIES TOTAL	3159
00	00 ARMADA TOWNSHIP	00
00	00 BRUCE TOWNSHIP	00
00	00 CHESTERFIELD TOWNSHIP	00
00	00 CLINTON TOWNSHIP	00
00	00 HARRISON TOWNSHIP	00
00	00 LAKE TOWNSHIP	00
00	00 LENOX TOWNSHIP	00
00	00 MACOMB TOWNSHIP	00
00	00 RAY TOWNSHIP	00
00	00 RICHMOND TOWNSHIP	00
00	00 SHELBY TOWNSHIP	00
00	00 WASHINGTON TOWNSHIP	00
00	00 *TOWNSHIP TOTAL	00
1843	1843 *GRAND TOTAL	3159

STATEMENT OF VOTES, PRIMARY ELECTION  
TUESDAY, AUGUST 4, 1998  
CITY BY CITY REPORT  
COUNTY COMMISSIONER DISTRICT 4

REPUBLICAN PARTY

M J  
A O  
T N  
T E  
S  
  
(  
W  
I  
)

T  
O  
T  
A  
L

NAMES OF  
CITIES AND  
TOWNSHIPS

P T  
O O  
L T  
L A  
L  
  
B  
O  
O  
K

00	00 CITY OF CENTER LINE	00
00	00 CITY OF EASTPOINTE	00
00	00 CITY OF FRASER	00
00	00 CITY OF MEMPHIS	00
00	00 CITY OF MT. CLEMENS	00
00	00 CITY OF NEW BALTIMORE	00
00	00 CITY OF RICHMOND	00
00	00 CITY OF ROSEVILLE	00
00	00 CITY OF ST CLAIR SHORES	00
00	00 CITY OF STERLING HGTS	00
00	00 CITY OF UTICA	00
40	40 CITY OF WARREN	5622
40	40 *CITIES TOTAL	5622
00	00 ARMADA TOWNSHIP	00
00	00 BRUCE TOWNSHIP	00
00	00 CHESTERFIELD TOWNSHIP	00
00	00 CLINTON TOWNSHIP	00
00	00 HARRISON TOWNSHIP	00
00	00 LAKE TOWNSHIP	00
00	00 LENOX TOWNSHIP	00
00	00 MACOMB TOWNSHIP	00
00	00 RAY TOWNSHIP	00
00	00 RICHMOND TOWNSHIP	00
00	00 SHELBY TOWNSHIP	00
00	00 WASHINGTON TOWNSHIP	00
00	00 *TOWNSHIP TOTAL	00
40	40 *GRAND TOTAL	5622

STATEMENT OF VOTES, PRIMARY ELECTION  
 TUESDAY, AUGUST 4, 1998  
 CITY BY CITY REPORT  
 COUNTY COMMISSIONER DISTRICT 4

DEMOCRATIC PARTY

L B	H H	T	P T
O U	E E	O	O O
U R	R I	T	L T
I D	B D	A	L A
S I	E	L	L
J			B
			O
			O
			K

00	00	00	CITY OF CENTER LINE	00
00	00	00	CITY OF EASTPOINTE	00
00	00	00	CITY OF FRASER	00
00	00	00	CITY OF MEMPHIS	00
00	00	00	CITY OF MT. CLEMENS	00
00	00	00	CITY OF NEW BALTIMORE	00
00	00	00	CITY OF RICHMOND	00
00	00	00	CITY OF ROSEVILLE	00
00	00	00	CITY OF ST CLAIR SHORES	00
00	00	00	CITY OF STERLING HGTS	00
00	00	00	CITY OF UTICA	00
1682	1162	2844	CITY OF WARREN	5622
1682	1162	2844	*CITIES TOTAL	5622
00	00	00	ARMADA TOWNSHIP	00
00	00	00	BRUCE TOWNSHIP	00
00	00	00	CHESTERFIELD TOWNSHIP	00
00	00	00	CLINTON TOWNSHIP	00
00	00	00	HARRISON TOWNSHIP	00
00	00	00	LAKE TOWNSHIP	00
00	00	00	LENOX TOWNSHIP	00
00	00	00	MACOMB TOWNSHIP	00
00	00	00	RAY TOWNSHIP	00
00	00	00	RICHMOND TOWNSHIP	00
00	00	00	SHELBY TOWNSHIP	00
00	00	00	WASHINGTON TOWNSHIP	00
00	00	00	*TOWNSHIP TOTAL	00
1682	1162	2844	*GRAND TOTAL	5622

STATEMENT OF VOTES, PRIMARY ELECTION  
 TUESDAY, AUGUST 4, 1998  
 CITY BY CITY REPORT  
 COUNTY COMMISSIONER DISTRICT 5

REPUBLICAN PARTY

BB ARR Y T A O N N	JK AR MA EM SER H	T O T A L	NAMES OF CITIES AND TOWNSHIPS	PT OO LT LA L B O O K
00	00	00	CITY OF CENTER LINE	00
00	00	00	CITY OF EASTPOINTE	00
00	00	00	CITY OF FRASER	00
00	00	00	CITY OF MEMPHIS	00
00	00	00	CITY OF MT. CLEMENS	00
00	00	00	CITY OF NEW BALTIMORE	00
00	00	00	CITY OF RICHMOND	00
00	00	00	CITY OF ROSEVILLE	00
00	00	00	CITY OF ST CLAIR SHORES	00
00	00	00	CITY OF STERLING HGTS	00
00	00	00	CITY OF UTICA	00
343	785	1128	CITY OF WARREN	6359
343	785	1128	*CITIES TOTAL	6359
00	00	00	ARMADA TOWNSHIP	00
00	00	00	BRUCE TOWNSHIP	00
00	00	00	CHESTERFIELD TOWNSHIP	00
00	00	00	CLINTON TOWNSHIP	00
00	00	00	HARRISON TOWNSHIP	00
00	00	00	LAKE TOWNSHIP	00
00	00	00	LENOX TOWNSHIP	00
00	00	00	MACOMB TOWNSHIP	00
00	00	00	RAY TOWNSHIP	00
00	00	00	RICHMOND TOWNSHIP	00
00	00	00	SHELBY TOWNSHIP	00
00	00	00	WASHINGTON TOWNSHIP	00
00	00	00	*TOWNSHIP TOTAL	00
343	785	1128	*GRAND TOTAL	6359

TUESDAY, AUGUST 4, 1998

CITY BY CITY REPORT

COUNTY COMMISSIONER DISTRICT 5

DEMOCRATIC PARTY

A K D O  
N L E L  
N E N S  
I N H  
E N I O  
S V  
E

T  
O  
T  
A  
L  
  
NAMES OF  
  
CITIES AND  
  
TOWNSHIPS

P T  
O O  
L T  
L A  
L  
  
B  
O  
O  
K

00	00	00	CITY OF CENTER LINE	00
00	00	00	CITY OF EASTPOINTE	00
00	00	00	CITY OF FRASER	00
00	00	00	CITY OF MEMPHIS	00
00	00	00	CITY OF MT. CLEMENS	00
00	00	00	CITY OF NEW BALTIMORE	00
00	00	00	CITY OF RICHMOND	00
00	00	00	CITY OF ROSEVILLE	00
00	00	00	CITY OF ST. CLAIR SHORES	00
00	00	00	CITY OF STERLING HGTS	00
00	00	00	CITY OF UTICA	00
1666	2255	3921	CITY OF WARREN	6359
1666	2255	3921	*CITIES TOTAL	6359
00	00	00	ARMADA TOWNSHIP	00
00	00	00	BRUCE TOWNSHIP	00
00	00	00	CHESTERFIELD TOWNSHIP	00
00	00	00	CLINTON TOWNSHIP	00
00	00	00	HARRISON TOWNSHIP	00
00	00	00	LAKE TOWNSHIP	00
00	00	00	LENOX TOWNSHIP	00
00	00	00	MACOMB TOWNSHIP	00
00	00	00	RAY TOWNSHIP	00
00	00	00	RICHMOND TOWNSHIP	00
00	00	00	SHELBY TOWNSHIP	00
00	00	00	WASHINGTON TOWNSHIP	00
00	00	00	*TOWNSHIP TOTAL	00
1666	2255	3921	*GRAND TOTAL	6359

STATEMENT OF VOTES, PRIMARY ELECTION  
TUESDAY, AUGUST 4, 1998  
CITY BY CITY REPORT  
COUNTY COMMISSIONER DISTRICT 6

REPUBLICAN PARTY

R A  
I M  
C B  
H R  
A O  
R W  
D  
J  
C R

T  
O  
T  
A  
L

NAMES OF  
CITIES AND  
TOWNSHIPS

P T  
O O  
L T  
L A  
L  
B  
O  
O  
K

00	00 CITY OF CENTER LINE	00
00	00 CITY OF EASTPOINTE	00
00	00 CITY OF FRASER	00
00	00 CITY OF MEMPHIS	00
00	00 CITY OF MT. CLEMENS	00
00	00 CITY OF NEW BALTIMORE	00
00	00 CITY OF RICHMOND	00
00	00 CITY OF ROSEVILLE	00
00	00 CITY OF ST CLAIR SHORES	00
00	00 CITY OF STERLING HGTS	00
00	00 CITY OF UTICA	00
1253	1253 CITY OF WARREN	5911
1253	1253 *CITIES TOTAL	5911
00	00 ARMADA TOWNSHIP	00
00	00 BRUCE TOWNSHIP	00
00	00 CHESTERFIELD TOWNSHIP	00
00	00 CLINTON TOWNSHIP	00
00	00 HARRISON TOWNSHIP	00
00	00 LAKE TOWNSHIP	00
00	00 LENOX TOWNSHIP	00
00	00 MACOMB TOWNSHIP	00
00	00 RAY TOWNSHIP	00
00	00 RICHMOND TOWNSHIP	00
00	00 SHELBY TOWNSHIP	00
00	00 WASHINGTON TOWNSHIP	00
00	00 *TOWNSHIP TOTAL	00
1253	1253 *GRAND TOTAL	5911

STATEMENT OF VOTES, PRIMARY ELECTION  
TUESDAY, AUGUST 4, 1998  
CITY BY CITY REPORT  
COUNTY COMMISSIONER DISTRICT 6

DEMOCRATIC PARTY

J F  
O L  
A Y  
N N  
N

T  
O  
T  
A  
L

NAMES OF  
CITIES AND  
TOWNSHIPS

P T  
O O  
L T  
L A  
L  
B  
O  
O  
K

00	00	CITY OF CENTER LINE	00
00	00	CITY OF EASTPOINTE	00
00	00	CITY OF FRASER	00
00	00	CITY OF MEMPHIS	00
00	00	CITY OF MT. CLEMENS	00
00	00	CITY OF NEW BALTIMORE	00
00	00	CITY OF RICHMOND	00
00	00	CITY OF ROSEVILLE	00
00	00	CITY OF ST CLAIR SHORES	00
00	00	CITY OF STERLING HGTS	00
00	00	CITY OF UTICA	00
2348	2348	CITY OF WARREN	5911
2348	2348	*CITIES TOTAL	5911
00	00	ARMADA TOWNSHIP	00
00	00	BRUCE TOWNSHIP	00
00	00	CHESTERFIELD TOWNSHIP	00
00	00	CLINTON TOWNSHIP	00
00	00	HARRISON TOWNSHIP	00
00	00	LAKE TOWNSHIP	00
00	00	LENOX TOWNSHIP	00
00	00	MACOMB TOWNSHIP	00
00	00	RAY TOWNSHIP	00
00	00	RICHMOND TOWNSHIP	00
00	00	SHELBY TOWNSHIP	00
00	00	WASHINGTON TOWNSHIP	00
00	00	*TOWNSHIP TOTAL	00
2348	2348	*GRAND TOTAL	5911



TUESDAY, AUGUST 4, 1998

CITY BY CITY REPORT

COUNTY COMMISSIONER DISTRICT 7

REPUBLICAN PARTY

M	C	S	R	T		P	T
I	O	A	O	O		O	O
C	N	L	C	T	NAMES OF	L	T
H	F		C	A		L	A
A	L	A		L	CITIES AND	L	L
E	I					B	
L	T				TOWNSHIPS	O	
T						O	
I						K	

00	00	00	CITY OF CENTER LINE	00
00	00	00	CITY OF EASTPOINTE	00
00	00	00	CITY OF FRASER	00
00	00	00	CITY OF MEMPHIS	00
00	00	00	CITY OF MT. CLEMENS	00
00	00	00	CITY OF NEW BALTIMORE	00
00	00	00	CITY OF RICHMOND	00
00	00	00	CITY OF ROSEVILLE	00
00	00	00	CITY OF ST CLAIR SHORES	00
490	1736	2226	CITY OF STERLING HGTS	4923
00	00	00	CITY OF UTICA	00
00	00	00	CITY OF WARREN	00
490	1736	2226	*CITIES TOTAL	4923
00	00	00	ARMADA TOWNSHIP	00
00	00	00	BRUCE TOWNSHIP	00
00	00	00	CHESTERFIELD TOWNSHIP	00
33	194	227	CLINTON TOWNSHIP	572
00	00	00	HARRISON TOWNSHIP	00
00	00	00	LAKE TOWNSHIP	00
00	00	00	LENOX TOWNSHIP	00
00	00	00	MACOMB TOWNSHIP	00
00	00	00	RAY TOWNSHIP	00
00	00	00	RICHMOND TOWNSHIP	00
00	00	00	SHELBY TOWNSHIP	00
00	00	00	WASHINGTON TOWNSHIP	00
33	194	227	*TOWNSHIP TOTAL	572
523	1930	2453	*GRAND TOTAL	5495

STATEMENT OF VOTES, PRIMARY ELECTION  
TUESDAY, AUGUST 4, 1998  
CITY BY CITY REPORT  
COUNTY COMMISSIONER DISTRICT 7

DEMOCRATIC PARTY

F A J B  
R T J U  
A K C  
N I C  
C N E  
O S L  
I O L  
S N A  
E T  
O

T  
O  
T A L  
NAMES OF  
CITIES AND  
TOWNSHIPS

P T  
O O  
L T  
L A  
L  
B  
O  
O  
K

00	00	00	CITY OF CENTER LINE	00
00	00	00	CITY OF EASTPOINTE	00
00	00	00	CITY OF FRASER	00
00	00	00	CITY OF MEMPHIS	00
00	00	00	CITY OF MT. CLEMENS	00
00	00	00	CITY OF NEW BALTIMORE	00
00	00	00	CITY OF RICHMOND	00
00	00	00	CITY OF ROSEVILLE	00
00	00	00	CITY OF ST CLAIR SHORES	00
522	1303	1825	CITY OF STERLING HGTS	4923
00	00	00	CITY OF UTICA	00
00	00	00	CITY OF WARREN	00
522	1303	1825	*CITIES TOTAL	4923
00	00	00	ARMADA TOWNSHIP	00
00	00	00	BRUCE TOWNSHIP	00
00	00	00	CHESTERFIELD TOWNSHIP	00
92	110	202	CLINTON TOWNSHIP	572
00	00	00	HARRISON TOWNSHIP	00
00	00	00	LAKE TOWNSHIP	00
00	00	00	LENOX TOWNSHIP	00
00	00	00	MACOMB TOWNSHIP	00
00	00	00	RAY TOWNSHIP	00
00	00	00	RICHMOND TOWNSHIP	00
00	00	00	SHELBY TOWNSHIP	00
00	00	00	WASHINGTON TOWNSHIP	00
92	110	202	*TOWNSHIP TOTAL	572
614	1413	2027	*GRAND TOTAL	5495

TUESDAY, AUGUST 4, 1998

CITY BY CITY REPORT

REPUBLICAN PARTY

COUNTY COMMISSIONER DISTRICT 8

E M  
L U  
I N  
Z E  
A M  
B  
E  
T  
H  
A

T  
O  
T  
A  
L

NAMES OF  
CITIES AND  
TOWNSHIPS

P T  
O O  
L T  
L A  
L  
B  
O  
O  
K

00	00	CITY OF CENTER LINE	00
00	00	CITY OF EASTPOINTE	00
00	00	CITY OF FRASER	00
00	00	CITY OF MEMPHIS	00
00	00	CITY OF MT. CLEMENS	00
00	00	CITY OF NEW BALTIMORE	00
00	00	CITY OF RICHMOND	00
00	00	CITY OF ROSEVILLE	00
00	00	CITY OF ST CLAIR SHORES	00
1318	1318	CITY OF STERLING HGTS	3991
00	00	CITY OF UTICA	00
00	00	CITY OF WARREN	00
1318	1318	*CITIES TOTAL	3991
00	00	ARMADA TOWNSHIP	00
00	00	BRUCE TOWNSHIP	00
00	00	CHESTERFIELD TOWNSHIP	00
00	00	CLINTON TOWNSHIP	00
00	00	HARRISON TOWNSHIP	00
00	00	LAKE TOWNSHIP	00
00	00	LENOX TOWNSHIP	00
00	00	MACOMB TOWNSHIP	00
00	00	RAY TOWNSHIP	00
00	00	RICHMOND TOWNSHIP	00
00	00	SHELBY TOWNSHIP	00
00	00	WASHINGTON TOWNSHIP	00
00	00	*TOWNSHIP TOTAL	00
1318	1318	*GRAND TOTAL	3991

STATEMENT OF VOTES, PRIMARY ELECTION  
TUESDAY, AUGUST 4, 1998  
CITY BY CITY REPORT  
COUNTY COMMISSIONER DISTRICT 8

DEMOCRATIC PARTY

D K  
I O  
A L  
N A  
A K  
O  
J W  
S  
K  
I

T  
O  
T  
A  
L

NAMES OF  
CITIES AND  
TOWNSHIPS

P T  
O O  
L T  
L A  
L  
B  
O  
O  
K

00	00 CITY OF CENTER LINE	00
00	00 CITY OF EASTPOINTE	00
00	00 CITY OF FRASER	00
00	00 CITY OF MEMPHIS	00
00	00 CITY OF MT. CLEMENS	00
00	00 CITY OF NEW BALTIMORE	00
00	00 CITY OF RICHMOND	00
00	00 CITY OF ROSEVILLE	00
00	00 CITY OF ST CLAIR SHORES	00
1478	1478 CITY OF STERLING HGTS	3991
00	00 CITY OF UTICA	00
00	00 CITY OF WARREN	00
1478	1478 *CITIES TOTAL	3991
00	00 ARMADA TOWNSHIP	00
00	00 BRUCE TOWNSHIP	00
00	00 CHESTERFIELD TOWNSHIP	00
00	00 CLINTON TOWNSHIP	00
00	00 HARRISON TOWNSHIP	00
00	00 LAKE TOWNSHIP	00
00	00 LENOX TOWNSHIP	00
00	00 MACOMB TOWNSHIP	00
00	00 RAY TOWNSHIP	00
00	00 RICHMOND TOWNSHIP	00
00	00 SHELBY TOWNSHIP	00
00	00 WASHINGTON TOWNSHIP	00
00	00 *TOWNSHIP TOTAL	00
1478	1478 *GRAND TOTAL	3991

TUESDAY, AUGUST 4, 1998

CITY BY CITY REPORT

REPUBLICAN PARTY

COUNTY COMMISSIONER DISTRICT 9

L R  
A O  
R C  
R C  
Y A

T  
O  
T  
A  
L

NAMES OF  
CITIES AND  
TOWNSHIPS

P T  
O O  
L T  
L A  
L  
B  
O  
O  
K

00	00	CITY OF CENTER LINE	00
00	00	CITY OF EASTPOINTE	00
00	00	CITY OF FRASER	00
00	00	CITY OF MEMPHIS	00
00	00	CITY OF MT. CLEMENS	00
00	00	CITY OF NEW BALTIMORE	00
00	00	CITY OF RICHMOND	00
00	00	CITY OF ROSEVILLE	00
00	00	CITY OF ST CLAIR SHORES	00
1202	1202	CITY OF STERLING HGTS	3433
00	00	CITY OF UTICA	00
00	00	CITY OF WARREN	00
1202	1202	*CITIES TOTAL	3433
00	00	ARMADA TOWNSHIP	00
00	00	BRUCE TOWNSHIP	00
00	00	CHESTERFIELD TOWNSHIP	00
00	00	CLINTON TOWNSHIP	00
00	00	HARRISON TOWNSHIP	00
00	00	LAKE TOWNSHIP	00
00	00	LENOX TOWNSHIP	00
00	00	MACOMB TOWNSHIP	00
00	00	RAY TOWNSHIP	00
00	00	RICHMOND TOWNSHIP	00
00	00	SHELBY TOWNSHIP	00
00	00	WASHINGTON TOWNSHIP	00
00	00	*TOWNSHIP TOTAL	00
1202	1202	*GRAND TOTAL	3433

STATEMENT OF VOTES, PRIMARY ELECTION  
TUESDAY, AUGUST 4, 1998  
CITY BY CITY REPORT  
COUNTY COMMISSIONER DISTRICT 9

DEMOCRATIC PARTY

R M  
O I  
B J  
E A  
R C  
T

T  
O  
T  
A  
L

NAMES OF  
CITIES AND  
TOWNSHIPS

P T  
O O  
L T  
L A  
L  
B  
O  
O  
K

00	00	CITY OF CENTER LINE	00
00	00	CITY OF EASTPOINTE	00
00	00	CITY OF FRASER	00
00	00	CITY OF MEMPHIS	00
00	00	CITY OF MT. CLEMENS	00
00	00	CITY OF NEW BALTIMORE	00
00	00	CITY OF RICHMOND	00
00	00	CITY OF ROSEVILLE	00
00	00	CITY OF ST CLAIR SHORES	00
1320	1320	CITY OF STERLING HGTS	3433
00	00	CITY OF UTICA	00
00	00	CITY OF WARREN	00
1320	1320	*CITIES TOTAL	3433
00	00	ARMADA TOWNSHIP	00
00	00	BRUCE TOWNSHIP	00
00	00	CHESTERFIELD TOWNSHIP	00
00	00	CLINTON TOWNSHIP	00
00	00	HARRISON TOWNSHIP	00
00	00	LAKE TOWNSHIP	00
00	00	LENOX TOWNSHIP	00
00	00	MACOMB TOWNSHIP	00
00	00	RAY TOWNSHIP	00
00	00	RICHMOND TOWNSHIP	00
00	00	SHELBY TOWNSHIP	00
00	00	WASHINGTON TOWNSHIP	00
00	00	*TOWNSHIP TOTAL	00
1320	1320	*GRAND TOTAL	3433

STATEMENT OF VOTES, PRIMARY ELECTION  
TUESDAY, AUGUST 4, 1998  
CITY BY CITY REPORT  
COUNTY COMMISSIONER DISTRICT 10

REPUBLICAN PARTY

P D D P  
H E O A  
I S N R  
L A N M  
I E A A  
S L N  
E O  
K  
R  
A  
Y

T  
O  
T A L  
NAMES OF  
CITIES AND  
TOWNSHIPS

P T  
O O  
L T  
L A  
L  
B  
O  
O  
K

00	00	00	CITY OF CENTER LINE	00
00	00	00	CITY OF EASTPOINTE	00
00	00	00	CITY OF FRASER	00
00	00	00	CITY OF MEMPHIS	00
00	00	00	CITY OF MT. CLEMENS	00
00	00	00	CITY OF NEW BALTIMORE	00
00	00	00	CITY OF RICHMOND	00
00	00	00	CITY OF ROSEVILLE	00
00	00	00	CITY OF ST CLAIR SHORES	00
1412	772	2184	CITY OF STERLING HGTS	4409
00	00	00	CITY OF UTICA	00
00	00	00	CITY OF WARREN	00
1412	772	2184	*CITIES TOTAL	4409
00	00	00	ARMADA TOWNSHIP	00
00	00	00	BRUCE TOWNSHIP	00
00	00	00	CHESTERFIELD TOWNSHIP	00
00	00	00	CLINTON TOWNSHIP	00
00	00	00	HARRISON TOWNSHIP	00
00	00	00	LAKE TOWNSHIP	00
00	00	00	LENOX TOWNSHIP	00
00	00	00	MACOMB TOWNSHIP	00
00	00	00	RAY TOWNSHIP	00
00	00	00	RICHMOND TOWNSHIP	00
00	00	00	SHELBY TOWNSHIP	00
00	00	00	WASHINGTON TOWNSHIP	00
00	00	00	*TOWNSHIP TOTAL	00
1412	772	2184	*GRAND TOTAL	4409

STATEMENT OF VOTES PRIMARY ELECTION  
TUESDAY, AUGUST 4, 1998  
CITY BY CITY REPORT  
COUNTY COMMISSIONER DISTRICT 10

DEMOCRATIC PARTY

T C  
H A  
O U  
M L  
A E  
S Y  
  
M

T  
O  
T A  
L  
  
NAMES OF  
CITIES AND  
TOWNSHIPS

P T  
O O  
L T  
L A  
L  
B  
O  
O  
K

00	00	CITY OF CENTER LINE	00
00	00	CITY OF EASTPOINTE	00
00	00	CITY OF FRASER	00
00	00	CITY OF MEMPHIS	00
00	00	CITY OF MT. CLEMENS	00
00	00	CITY OF NEW BALTIMORE	00
00	00	CITY OF RICHMOND	00
00	00	CITY OF ROSEVILLE	00
00	00	CITY OF ST CLAIR SHORES	00
1299	1299	CITY OF STERLING HGTS	4409
00	00	CITY OF UTICA	00
00	00	CITY OF WARREN	00
1299	1299	*CITIES TOTAL	4409
00	00	ARMADA TOWNSHIP	00
00	00	BRUCE TOWNSHIP	00
00	00	CHESTERFIELD TOWNSHIP	00
00	00	CLINTON TOWNSHIP	00
00	00	HARRISON TOWNSHIP	00
00	00	LAKE TOWNSHIP	00
00	00	LENOX TOWNSHIP	00
00	00	MACOMB TOWNSHIP	00
00	00	RAY TOWNSHIP	00
00	00	RICHMOND TOWNSHIP	00
00	00	SHELBY TOWNSHIP	00
00	00	WASHINGTON TOWNSHIP	00
00	00	*TOWNSHIP TOTAL	00
1299	1299	*GRAND TOTAL	4409



STATEMENT OF VOTES, PRIMARY ELECTION  
 TUESDAY, AUGUST 4, 1998  
 CITY BY CITY REPORT  
 COUNTY COMMISSIONER DISTRICT 11

REPUBLICAN PARTY

M A R I A O S T E L L A	C A R I O N T O V L A	CH Y N T H M I A N	ES D Z C Z E P A N S K I	T O T A L	NAMES OF  CITIES AND  TOWNSHIPS	P T O O L T A L  B O O K
--	---	--	---	-----------------------	---	--

00	00	00	00	CITY OF CENTER LINE	00
00	00	00	00	CITY OF EASTPOINTE	00
00	00	00	00	CITY OF FRASER	00
00	00	00	00	CITY OF MEMPHIS	00
00	00	00	00	CITY OF MT. CLEMENS	00
00	00	00	00	CITY OF NEW BALTIMORE	00
00	00	00	00	CITY OF RICHMOND	00
00	00	00	00	CITY OF ROSEVILLE	00
00	00	00	00	CITY OF ST CLAIR SHORES	00
115	112	257	484	CITY OF STERLING HGTS	1105
115	69	153	337	CITY OF UTICA	836
00	00	00	00	CITY OF WARREN	00
230	181	410	821	*CITIES TOTAL	1941
00	00	00	00	ARMADA TOWNSHIP	00
00	00	00	00	BRUCE TOWNSHIP	00
00	00	00	00	CHESTERFIELD TOWNSHIP	00
00	00	00	00	CLINTON TOWNSHIP	00
00	00	00	00	HARRISON TOWNSHIP	00
00	00	00	00	LAKE TOWNSHIP	00
00	00	00	00	LENOX TOWNSHIP	00
00	00	00	00	MACOMB TOWNSHIP	00
00	00	00	00	RAY TOWNSHIP	00
00	00	00	00	RICHMOND TOWNSHIP	00
287	232	777	1296	SHELBY TOWNSHIP	2786
00	00	00	00	WASHINGTON TOWNSHIP	00
287	232	777	1296	*TOWNSHIP TOTAL	2786
517	413	1187	2117	*GRAND TOTAL	4727

TUESDAY, AUGUST 4, 1998

CITY BY CITY REPORT

DEMOCRATIC PARTY

COUNTY COMMISSIONER DISTRICT 11

L M  
I C  
N G  
D R  
A A  
I  
M L

T  
O  
T  
A  
L

NAMES OF  
CITIES AND  
TOWNSHIPS

P T  
O O  
L T  
L A  
L  
B  
O  
O  
K

00	00	CITY OF CENTER LINE	00
00	00	CITY OF EASTPOINTE	00
00	00	CITY OF FRASER	00
00	00	CITY OF MEMPHIS	00
00	00	CITY OF MT. CLEMENS	00
00	00	CITY OF NEW BALTIMORE	00
00	00	CITY OF RICHMOND	00
00	00	CITY OF ROSEVILLE	00
00	00	CITY OF ST CLAIR SHORES	00
345	345	CITY OF STERLING HGTS	1105
282	282	CITY OF UTICA	836
00	00	CITY OF WARREN	00
627	627	*CITIES TOTAL	1941
00	00	ARMADA TOWNSHIP	00
00	00	BRUCE TOWNSHIP	00
00	00	CHESTERFIELD TOWNSHIP	00
00	00	CLINTON TOWNSHIP	00
00	00	HARRISON TOWNSHIP	00
00	00	LAKE TOWNSHIP	00
00	00	LENOX TOWNSHIP	00
00	00	MACOMB TOWNSHIP	00
00	00	RAY TOWNSHIP	00
00	00	RICHMOND TOWNSHIP	00
700	700	SHELBY TOWNSHIP	2786
00	00	WASHINGTON TOWNSHIP	00
700	700	*TOWNSHIP TOTAL	2786
1327	1327	*GRAND TOTAL	4727

STATEMENT OF VOTES, PRIMARY ELECTION  
TUESDAY, AUGUST 4, 1998  
CITY BY CITY REPORT  
COUNTY COMMISSIONER DISTRICT 12

REPUBLICAN PARTY

F G  
R I  
A L  
N L  
E  
T  
T

T  
O  
T  
A  
L

NAMES OF  
CITIES AND  
TOWNSHIPS

P T  
O O  
L T  
L A  
L  
B  
O  
O  
K

00	00 CITY OF CENTER LINE	00
00	00 CITY OF EASTPOINTE	00
00	00 CITY OF FRASER	00
00	00 CITY OF MEMPHIS	00
00	00 CITY OF MT. CLEMENS	00
00	00 CITY OF NEW BALTIMORE	00
00	00 CITY OF RICHMOND	00
00	00 CITY OF ROSEVILLE	00
00	00 CITY OF ST CLAIR SHORES	00
00	00 CITY OF STERLING HGTS	00
00	00 CITY OF UTICA	00
00	00 CITY OF WARREN	00
00	00 *CITIES TOTAL	00
00	00 ARMADA TOWNSHIP	00
00	00 BRUCE TOWNSHIP	00
00	00 CHESTERFIELD TOWNSHIP	00
00	00 CLINTON TOWNSHIP	00
00	00 HARRISON TOWNSHIP	00
00	00 LAKE TOWNSHIP	00
00	00 LENOX TOWNSHIP	00
00	00 MACOMB TOWNSHIP	00
00	00 RAY TOWNSHIP	00
00	00 RICHMOND TOWNSHIP	00
3430	3430 SHELBY TOWNSHIP	7816
00	00 WASHINGTON TOWNSHIP	00
3430	3430 *TOWNSHIP TOTAL	7816
3430	3430 *GRAND TOTAL	7816

STATEMENT OF VOTES, PRIMARY ELECTION  
 TUESDAY, AUGUST 4, 1998  
 CITY BY CITY REPORT  
 COUNTY COMMISSIONER DISTRICT 12

DEMOCRATIC PARTY

A C M N  
 L I A O  
 B E R W  
 E S Y O  
 R I S  
 T E M I  
 L E L  
 S K S  
 I I

T  
 O  
 T A L  
 NAMES OF  
 CITIES AND  
 TOWNSHIPS

P T  
 O O  
 L T  
 L A  
 L  
 B  
 O  
 O  
 K

00	00	00	CITY OF CENTER LINE	00
00	00	00	CITY OF EASTPOINTE	00
00	00	00	CITY OF FRASER	00
00	00	00	CITY OF MEMPHIS	00
00	00	00	CITY OF MT. CLEMENS	00
00	00	00	CITY OF NEW BALTIMORE	00
00	00	00	CITY OF RICHMOND	00
00	00	00	CITY OF ROSEVILLE	00
00	00	00	CITY OF ST CLAIR SHORES	00
00	00	00	CITY OF STERLING HGTS	00
00	00	00	CITY OF UTICA	00
00	00	00	CITY OF WARREN	00
00	00	00	*CITIES TOTAL	00
00	00	00	ARMADA TOWNSHIP	00
00	00	00	BRUCE TOWNSHIP	00
00	00	00	CHESTERFIELD TOWNSHIP	00
00	00	00	CLINTON TOWNSHIP	00
00	00	00	HARRISON TOWNSHIP	00
00	00	00	LAKE TOWNSHIP	00
00	00	00	LENOX TOWNSHIP	00
00	00	00	MACOMB TOWNSHIP	00
00	00	00	RAY TOWNSHIP	00
00	00	00	RICHMOND TOWNSHIP	00
630	1006	1636	SHELBY TOWNSHIP	7816
00	00	00	WASHINGTON TOWNSHIP	00
630	1006	1636	*TOWNSHIP TOTAL	7816
630	1006	1636	*GRAND TOTAL	7816

STATEMENT OF VOTES, PRIMARY ELECTION  
TUESDAY, AUGUST 4, 1998  
CITY BY CITY REPORT  
COUNTY COMMISSIONER DISTRICT 13

REPUBLICAN PARTY

D B  
O R  
N O  
M  
N

T  
O  
T  
A  
L

NAMES OF  
CITIES AND  
TOWNSHIPS

P T  
O O  
L T  
L A  
L  
B  
O  
O  
K

00	00 CITY OF CENTER LINE	00
00	00 CITY OF EASTPOINTE	00
00	00 CITY OF FRASER	00
39	39 CITY OF MEMPHIS	138
00	00 CITY OF MT. CLEMENS	00
00	00 CITY OF NEW BALTIMORE	00
210	210 CITY OF RICHMOND	569
00	00 CITY OF ROSEVILLE	00
00	00 CITY OF ST CLAIR SHORES	00
00	00 CITY OF STERLING HGTS	00
00	00 CITY OF UTICA	00
00	00 CITY OF WARREN	00
249	249 *CITIES TOTAL	707
117	117 ARMADA TOWNSHIP	264
605	605 BRUCE TOWNSHIP	1265
00	00 CHESTERFIELD TOWNSHIP	00
00	00 CLINTON TOWNSHIP	00
00	00 HARRISON TOWNSHIP	00
00	00 LAKE TOWNSHIP	00
00	00 LENOX TOWNSHIP	00
00	00 MACOMB TOWNSHIP	00
00	00 RAY TOWNSHIP	00
157	157 RICHMOND TOWNSHIP	366
00	00 SHELBY TOWNSHIP	00
1217	1217 WASHINGTON TOWNSHIP	2825
2096	2096 *TOWNSHIP TOTAL	4720
2345	2345 *GRAND TOTAL	5427

TUESDAY, AUGUST 4, 1998

CITY BY CITY REPORT

COUNTY COMMISSIONER DISTRICT 13

DEMOCRATIC PARTY

L  
O  
R  
R  
E  
T  
A  
  
A

T  
O  
T  
A  
L

NAMES OF  
  
CITIES AND  
  
TOWNSHIPS

P  
O  
L  
L  
  
B  
O  
O  
K

00	00 CITY OF CENTER LINE	00
00	00 CITY OF EASTPOINTE	00
00	00 CITY OF FRASER	00
40	40 CITY OF MEMPHIS	138
00	00 CITY OF MT. CLEMENS	00
00	00 CITY OF NEW BALTIMORE	00
197	197 CITY OF RICHMOND	569
00	00 CITY OF ROSEVILLE	00
00	00 CITY OF ST CLAIR SHORES	00
00	00 CITY OF STERLING HGTS	00
00	00 CITY OF UTICA	00
00	00 CITY OF WARREN	00
237	237 *CITIES TOTAL	707
46	46 ARMADA TOWNSHIP	264
273	273 BRUCE TOWNSHIP	1265
00	00 CHESTERFIELD TOWNSHIP	00
00	00 CLINTON TOWNSHIP	00
00	00 HARRISON TOWNSHIP	00
00	00 LAKE TOWNSHIP	00
00	00 LENOX TOWNSHIP	00
00	00 MACOMB TOWNSHIP	00
00	00 RAY TOWNSHIP	00
84	84 RICHMOND TOWNSHIP	366
00	00 SHELBY TOWNSHIP	00
518	518 WASHINGTON TOWNSHIP	2825
921	921 *TOWNSHIP TOTAL	4720
1158	1158 *GRAND TOTAL	5427

TUESDAY, AUGUST 4, 1998

CITY BY CITY REPORT

REPUBLICAN PARTY

COUNTY COMMISSIONER DISTRICT 14

T		P
O		O
T	NAMES OF	L
A		A
L	CITIES AND	L
	TOWNSHIPS	B
		O
		O
		K

---

00	CITY OF CENTER LINE	00
00	CITY OF EASTPOINTE	00
00	CITY OF FRASER	00
00	CITY OF MEMPHIS	00
00	CITY OF MT. CLEMENS	00
00	CITY OF NEW BALTIMORE	1488
00	CITY OF RICHMOND	00
00	CITY OF ROSEVILLE	00
00	CITY OF ST CLAIR SHORES	00
00	CITY OF STERLING HGTS	00
00	CITY OF UTICA	00
00	CITY OF WARREN	00
00	*CITIES TOTAL	1488
00	ARMADA TOWNSHIP	00
00	BRUCE TOWNSHIP	00
00	CHESTERFIELD TOWNSHIP	2539
00	CLINTON TOWNSHIP	00
00	HARRISON TOWNSHIP	00
00	LAKE TOWNSHIP	00
00	LENOX TOWNSHIP	733
00	MACOMB TOWNSHIP	00
00	RAY TOWNSHIP	00
00	RICHMOND TOWNSHIP	00
00	SHELBY TOWNSHIP	00
00	WASHINGTON TOWNSHIP	00
00	*TOWNSHIP TOTAL	3272
00	*GRAND TOTAL	4760

TUESDAY, AUGUST 4, 1998

CITY BY CITY REPORT

COUNTY COMMISSIONER DISTRICT 14

DEMOCRATIC PARTY

J O H N E T T O L A	A C H N T E C L	J H O E H R N T E C L	K P A A R L L L M A R K	T O T A L	NAMES OF  CITIES AND  TOWNSHIPS	P T O O L T A L B O O K
--	--------------------------------------	---	--	-----------------------	---	--

00	00	00	00	CITY OF CENTER LINE	00
00	00	00	00	CITY OF EASTPOINTE	00
00	00	00	00	CITY OF FRASER	00
00	00	00	00	CITY OF MEMPHIS	00
00	00	00	00	CITY OF MT. CLEMENS	00
35	539	94	668	CITY OF NEW BALTIMORE	1488
00	00	00	00	CITY OF RICHMOND	00
00	00	00	00	CITY OF ROSEVILLE	00
00	00	00	00	CITY OF ST. CLAIR SHORES	00
00	00	00	00	CITY OF STERLING HGTS	00
00	00	00	00	CITY OF UTICA	00
00	00	00	00	CITY OF WARREN	00
35	539	94	668	*CITIES TOTAL	1488
00	00	00	00	ARMADA TOWNSHIP	00
00	00	00	00	BRUCE TOWNSHIP	00
76	931	342	1349	CHESTERFIELD TOWNSHIP	2539
00	00	00	00	CLINTON TOWNSHIP	00
00	00	00	00	HARRISON TOWNSHIP	00
00	00	00	00	LAKE TOWNSHIP	00
12	365	42	419	LENOX TOWNSHIP	733
00	00	00	00	MACOMB TOWNSHIP	00
00	00	00	00	RAY TOWNSHIP	00
00	00	00	00	RICHMOND TOWNSHIP	00
00	00	00	00	SHELBY TOWNSHIP	00
00	00	00	00	WASHINGTON TOWNSHIP	00
88	1296	384	1768	*TOWNSHIP TOTAL	3272
123	1835	478	2436	*GRAND TOTAL	4760



STATEMENT OF VOTES, PRIMARY ELECTION  
 TUESDAY, AUGUST 4, 1998  
 CITY BY CITY REPORT  
 COUNTY COMMISSIONER DISTRICT 15

REPUBLICAN PARTY

N B  
 I R  
 C A  
 H N  
 O D  
 L E  
 Y N  
 N B  
 U  
 A R  
 N G  
 N

T  
 O  
 T A  
 L  
 NAMES OF  
 CITIES AND  
 TOWNSHIPS

P T  
 O O  
 L T  
 L A  
 L  
 B  
 O  
 O  
 K

00	00 CITY OF CENTER LINE	00
00	00 CITY OF EASTPOINTE	00
00	00 CITY OF FRASER	00
00	00 CITY OF MEMPHIS	00
00	00 CITY OF MT. CLEMENS	00
00	00 CITY OF NEW BALTIMORE	00
00	00 CITY OF RICHMOND	00
00	00 CITY OF ROSEVILLE	00
00	00 CITY OF ST CLAIR SHORES	00
00	00 CITY OF STERLING HGTS	00
00	00 CITY OF UTICA	00
00	00 CITY OF WARREN	00
00	00 *CITIES TOTAL	00
187	187 ARMADA TOWNSHIP	481
00	00 BRUCE TOWNSHIP	00
00	00 CHESTERFIELD TOWNSHIP	00
00	00 CLINTON TOWNSHIP	00
00	00 HARRISON TOWNSHIP	00
00	00 LAKE TOWNSHIP	00
00	00 LENOX TOWNSHIP	00
2108	2108 MACOMB TOWNSHIP	5173
229	229 RAY TOWNSHIP	591
00	00 RICHMOND TOWNSHIP	00
00	00 SHELBY TOWNSHIP	00
00	00 WASHINGTON TOWNSHIP	00
2524	2524 *TOWNSHIP TOTAL	6245
2524	2524 *GRAND TOTAL	6245

STATEMENT OF VOTES, PRIMARY ELECTION  
 TUESDAY, AUGUST 4, 1998  
 CITY BY CITY REPORT  
 COUNTY COMMISSIONER DISTRICT 15

DEMOCRATIC PARTY

R O  
 I N  
 C A  
 H G  
 A A  
 R  
 D

T  
 O  
 T  
 A  
 L

NAMES OF  
 CITIES AND  
 TOWNSHIPS

P T  
 O O  
 L T  
 L A  
 L  
 B  
 O  
 O  
 K

00	00 CITY OF CENTER LINE	00
00	00 CITY OF EASTPOINTE	00
00	00 CITY OF FRASER	00
00	00 CITY OF MEMPHIS	00
00	00 CITY OF MT. CLEMENS	00
00	00 CITY OF NEW BALTIMORE	00
00	00 CITY OF RICHMOND	00
00	00 CITY OF ROSEVILLE	00
00	00 CITY OF ST CLAIR SHORES	00
00	00 CITY OF STERLING HGTS	00
00	00 CITY OF UTICA	00
00	00 CITY OF WARREN	00
00	00 *CITIES TOTAL	00
115	115 ARMADA TOWNSHIP	481
00	00 BRUCE TOWNSHIP	00
00	00 CHESTERFIELD TOWNSHIP	00
00	00 CLINTON TOWNSHIP	00
00	00 HARRISON TOWNSHIP	00
00	00 LAKE TOWNSHIP	00
00	00 LENOX TOWNSHIP	00
1665	1665 MACOMB TOWNSHIP	5173
105	105 RAY TOWNSHIP	591
00	00 RICHMOND TOWNSHIP	00
00	00 SHELBY TOWNSHIP	00
00	00 WASHINGTON TOWNSHIP	00
1885	1885 *TOWNSHIP TOTAL	6245
1885	1885 *GRAND TOTAL	6245

STATEMENT OF VOTES, PRIMARY ELECTION  
 TUESDAY, AUGUST 4, 1998  
 CITY BY CITY REPORT  
 COUNTY COMMISSIONER DISTRICT 16

REPUBLICAN PARTY

N A N C Y	D E N C E N B A C H	L E O N E T	D E R O N E T	T O T A L	NAMES OF CITIES AND TOWNSHIPS	P O L L A L B O O K
-----------------------	--	----------------------------	---------------------------------	-----------------------	-------------------------------------	--

00	00	00	CITY OF CENTER LINE	00
00	00	00	CITY OF EASTPOINTE	00
00	00	00	CITY OF FRASER	00
00	00	00	CITY OF MEMPHIS	00
00	00	00	CITY OF MT. CLEMENS	00
00	00	00	CITY OF NEW BALTIMORE	00
00	00	00	CITY OF RICHMOND	00
00	00	00	CITY OF ROSEVILLE	00
00	00	00	CITY OF ST CLAIR SHORES	00
00	00	00	CITY OF STERLING HGTS	00
00	00	00	CITY OF UTICA	00
00	00	00	CITY OF WARREN	00
00	00	00	*CITIES TOTAL	00
00	00	00	ARMADA TOWNSHIP	00
00	00	00	BRUCE TOWNSHIP	00
00	00	00	CHESTERFIELD TOWNSHIP	00
1125	1447	2572	CLINTON TOWNSHIP	6393
00	00	00	HARRISON TOWNSHIP	00
00	00	00	LAKE TOWNSHIP	00
00	00	00	LENOX TOWNSHIP	00
00	00	00	MACOMB TOWNSHIP	00
00	00	00	RAY TOWNSHIP	00
00	00	00	RICHMOND TOWNSHIP	00
00	00	00	SHELBY TOWNSHIP	00
00	00	00	WASHINGTON TOWNSHIP	00
1125	1447	2572	*TOWNSHIP TOTAL	6393
1125	1447	2572	*GRAND TOTAL	6393

STATEMENT OF VOTES, PRIMARY ELECTION  
TUESDAY, AUGUST 4, 1998  
CITY BY CITY REPORT  
COUNTY COMMISSIONER DISTRICT 16

DEMOCRATIC PARTY

G F A V  
E I N E  
O T N  
R Z H T  
G G O I  
E E N M  
R A Y  
L G  
D I  
A

T  
O  
T  
A  
L  
  
NAMES OF  
CITIES AND  
TOWNSHIPS

P T  
O O  
L T  
L A  
L  
B  
O  
O  
K

00	00	00	CITY OF CENTER LINE	00
00	00	00	CITY OF EASTPOINTE	00
00	00	00	CITY OF FRASER	00
00	00	00	CITY OF MEMPHIS	00
00	00	00	CITY OF MT. CLEMENS	00
00	00	00	CITY OF NEW BALTIMORE	00
00	00	00	CITY OF RICHMOND	00
00	00	00	CITY OF ROSEVILLE	00
00	00	00	CITY OF ST CLAIR SHORES	00
00	00	00	CITY OF STERLING HGTS	00
00	00	00	CITY OF UTICA	00
00	00	00	CITY OF WARREN	00
00	00	00	*CITIES TOTAL	00
00	00	00	ARMADA TOWNSHIP	00
00	00	00	BRUCE TOWNSHIP	00
00	00	00	CHESTERFIELD TOWNSHIP	00
1832	689	2521	CLINTON TOWNSHIP	6393
00	00	00	HARRISON TOWNSHIP	00
00	00	00	LAKE TOWNSHIP	00
00	00	00	LENOX TOWNSHIP	00
00	00	00	MACOMB TOWNSHIP	00
00	00	00	RAY TOWNSHIP	00
00	00	00	RICHMOND TOWNSHIP	00
00	00	00	SHELBY TOWNSHIP	00
00	00	00	WASHINGTON TOWNSHIP	00
1832	689	2521	*TOWNSHIP TOTAL	6393
1832	689	2521	*GRAND TOTAL	6393

TUESDAY, AUGUST 4, 1998

CITY BY CITY REPORT

COUNTY COMMISSIONER DISTRICT 17

REPUBLICAN PARTY

R P  
E A  
B Q  
E U  
C E  
C T  
A T  
E  
J  
O  
A  
N  
A  
N

T  
O  
T  
A  
L

NAMES OF  
CITIES AND  
TOWNSHIPS

P T  
0 0  
L T  
L A  
L  
B  
0  
0  
K

00	00	CITY OF CENTER LINE	00
00	00	CITY OF EASTPOINTE	00
00	00	CITY OF FRASER	00
00	00	CITY OF MEMPHIS	00
548	548	CITY OF MT. CLEMENS	2444
00	00	CITY OF NEW BALTIMORE	00
00	00	CITY OF RICHMOND	00
00	00	CITY OF ROSEVILLE	00
00	00	CITY OF ST CLAIR SHORES	00
00	00	CITY OF STERLING HGTS	00
00	00	CITY OF UTICA	00
00	00	CITY OF WARREN	00
548	548	*CITIES TOTAL	2444
00	00	ARMADA TOWNSHIP	00
00	00	BRUCE TOWNSHIP	00
00	00	CHESTERFIELD TOWNSHIP	00
416	416	CLINTON TOWNSHIP	1507
00	00	HARRISON TOWNSHIP	00
00	00	LAKE TOWNSHIP	00
00	00	LENOX TOWNSHIP	00
00	00	MACOMB TOWNSHIP	00
00	00	RAY TOWNSHIP	00
00	00	RICHMOND TOWNSHIP	00
00	00	SHELBY TOWNSHIP	00
00	00	WASHINGTON TOWNSHIP	00
416	416	*TOWNSHIP TOTAL	1507
964	964	*GRAND TOTAL	3951

STATEMENT OF VOTES, PRIMARY ELECTION  
TUESDAY, AUGUST 4, 1998  
CITY BY CITY REPORT  
COUNTY COMMISSIONER DISTRICT 17

DEMOCRATIC PARTY

B H  
O I  
B L  
B L  
Y  
L

T  
O  
T  
A  
L

NAMES OF  
CITIES AND  
TOWNSHIPS

P T  
O O  
L T  
L A  
L  
B  
O  
O  
K

00	00	CITY OF CENTER LINE	00
00	00	CITY OF EASTPOINTE	00
00	00	CITY OF FRASER	00
00	00	CITY OF MEMPHIS	00
1162	1162	CITY OF MT. CLEMENS	2444
00	00	CITY OF NEW BALTIMORE	00
00	00	CITY OF RICHMOND	00
00	00	CITY OF ROSEVILLE	00
00	00	CITY OF ST CLAIR SHORES	00
00	00	CITY OF STERLING HGTS	00
00	00	CITY OF UTICA	00
00	00	CITY OF WARREN	00
1162	1162	*CITIES TOTAL	2444
00	00	ARMADA TOWNSHIP	00
00	00	BRUCE TOWNSHIP	00
00	00	CHESTERFIELD TOWNSHIP	00
600	600	CLINTON TOWNSHIP	1507
00	00	HARRISON TOWNSHIP	00
00	00	LAKE TOWNSHIP	00
00	00	LENOX TOWNSHIP	00
00	00	MACOMB TOWNSHIP	00
00	00	RAY TOWNSHIP	00
00	00	RICHMOND TOWNSHIP	00
00	00	SHELBY TOWNSHIP	00
00	00	WASHINGTON TOWNSHIP	00
600	600	*TOWNSHIP TOTAL	1507
1762	1762	*GRAND TOTAL	3951

STATEMENT OF VOTES, PRIMARY ELECTION  
TUESDAY, AUGUST 4, 1998  
CITY BY CITY REPORT  
COUNTY COMMISSIONER DISTRICT 18

REPUBLICAN PARTY

T D R P M S  
E O O E I E  
R Y G T C S  
R L E R H S  
Y E R I A A  
L  
E  
L  
C

T  
O  
T A L  
NAMES OF  
CITIES AND  
TOWNSHIPS

P T  
O O  
L T  
L A  
L  
B  
O  
O  
K

00	00	00	00	CITY OF CENTER LINE	00
00	00	00	00	CITY OF EASTPOINTE	00
00	00	00	00	CITY OF FRASER	00
00	00	00	00	CITY OF MEMPHIS	00
00	00	00	00	CITY OF MT. CLEMENS	00
00	00	00	00	CITY OF NEW BALTIMORE	00
00	00	00	00	CITY OF RICHMOND	00
00	00	00	00	CITY OF ROSEVILLE	00
00	00	00	00	CITY OF ST CLAIR SHORES	00
00	00	00	00	CITY OF STERLING HGTS	00
00	00	00	00	CITY OF UTICA	00
00	00	00	00	CITY OF WARREN	00
00	00	00	00	*CITIES TOTAL	00
00	00	00	00	ARMADA TOWNSHIP	00
00	00	00	00	BRUCE TOWNSHIP	00
62	37	213	312	CHESTERFIELD TOWNSHIP	880
00	00	00	00	CLINTON TOWNSHIP	00
177	231	1026	1434	HARRISON TOWNSHIP	3254
00	00	00	00	LAKE TOWNSHIP	00
00	00	00	00	LENOX TOWNSHIP	00
00	00	00	00	MACOMB TOWNSHIP	00
00	00	00	00	RAY TOWNSHIP	00
00	00	00	00	RICHMOND TOWNSHIP	00
00	00	00	00	SHELBY TOWNSHIP	00
00	00	00	00	WASHINGTON TOWNSHIP	00
239	268	1239	1746	*TOWNSHIP TOTAL	4134
239	268	1239	1746	*GRAND TOTAL	4134

STATEMENT OF VOTES, PRIMARY ELECTION  
TUESDAY, AUGUST 4, 1998  
CITY BY CITY REPORT  
COUNTY COMMISSIONER DISTRICT 18

DEMOCRATIC PARTY

C O  
H \*  
A N  
R E  
L I  
E L  
E L  
N

T  
O  
T  
A  
L  
  
NAMES OF  
  
CITIES AND  
  
TOWNSHIPS

P T  
O O  
L T  
L A  
L  
  
B  
O  
O  
K

---

00	00 CITY OF CENTER LINE	00
00	00 CITY OF EASTPOINTE	00
00	00 CITY OF FRASER	00
00	00 CITY OF MEMPHIS	00
00	00 CITY OF MT. CLEMENS	00
00	00 CITY OF NEW BALTIMORE	00
00	00 CITY OF RICHMOND	00
00	00 CITY OF ROSEVILLE	00
00	00 CITY OF ST CLAIR SHORES	00
00	00 CITY OF STERLING HGTS	00
00	00 CITY OF UTICA	00
00	00 CITY OF WARREN	00
00	00 *CITIES TOTAL	00
00	00 ARMADA TOWNSHIP	00
00	00 BRUCE TOWNSHIP	00
367	367 CHESTERFIELD TOWNSHIP	880
00	00 CLINTON TOWNSHIP	00
929	929 HARRISON TOWNSHIP	3254
00	00 LAKE TOWNSHIP	00
00	00 LENOX TOWNSHIP	00
00	00 MACOMB TOWNSHIP	00
00	00 RAY TOWNSHIP	00
00	00 RICHMOND TOWNSHIP	00
00	00 SHELBY TOWNSHIP	00
00	00 WASHINGTON TOWNSHIP	00
1296	1296 *TOWNSHIP TOTAL	4134
1296	1296 *GRAND TOTAL	4134



TUESDAY, AUGUST 4, 1998

CITY BY CITY REPORT

REPUBLICAN PARTY

COUNTY COMMISSIONER DISTRICT 19

T		P
O		O
T	NAMES OF	L
A		L
L	CITIES AND	L
	TOWNSHIPS	B
		O
		O
		K

---

00	CITY OF CENTER LINE	00
00	CITY OF EASTPOINTE	00
00	CITY OF FRASER	00
00	CITY OF MEMPHIS	00
00	CITY OF MT. CLEMENS	00
00	CITY OF NEW BALTIMORE	00
00	CITY OF RICHMOND	00
00	CITY OF ROSEVILLE	00
00	CITY OF ST CLAIR SHORES	00
00	CITY OF STERLING HGTS	00
00	CITY OF UTICA	00
00	CITY OF WARREN	00
00	*CITIES TOTAL	00
00	ARMADA TOWNSHIP	00
00	BRUCE TOWNSHIP	00
00	CHESTERFIELD TOWNSHIP	00
00	CLINTON TOWNSHIP	5440
00	HARRISON TOWNSHIP	00
00	LAKE TOWNSHIP	00
00	LENOX TOWNSHIP	00
00	MACOMB TOWNSHIP	00
00	RAY TOWNSHIP	00
00	RICHMOND TOWNSHIP	00
00	SHELBY TOWNSHIP	00
00	WASHINGTON TOWNSHIP	00
00	*TOWNSHIP TOTAL	5440
00	*GRAND TOTAL	5440

TUESDAY, AUGUST 4, 1998

CITY BY CITY REPORT

DEMOCRATIC PARTY

COUNTY COMMISSIONER DISTRICT 19

J P  
A E  
M R  
E N  
S A  
  
M

T  
O  
T  
A  
L

NAMES OF  
  
CITIES AND  
  
TOWNSHIPS

P T  
O O  
L T  
L A  
L  
  
B  
O  
O  
K

00	00 CITY OF CENTER LINE	00
00	00 CITY OF EASTPOINTE	00
00	00 CITY OF FRASER	00
00	00 CITY OF MEMPHIS	00
00	00 CITY OF MT. CLEMENS	00
00	00 CITY OF NEW BALTIMORE	00
00	00 CITY OF RICHMOND	00
00	00 CITY OF ROSEVILLE	00
00	00 CITY OF ST CLAIR SHORES	00
00	00 CITY OF STERLING HGTS	00
00	00 CITY OF UTICA	00
00	00 CITY OF WARREN	00
00	00 *CITIES TOTAL	00
00	00 ARMADA TOWNSHIP	00
00	00 BRUCE TOWNSHIP	00
00	00 CHESTERFIELD TOWNSHIP	00
2236	2236 CLINTON TOWNSHIP	5440
00	00 HARRISON TOWNSHIP	00
00	00 LAKE TOWNSHIP	00
00	00 LENOX TOWNSHIP	00
00	00 MACOMB TOWNSHIP	00
00	00 RAY TOWNSHIP	00
00	00 RICHMOND TOWNSHIP	00
00	00 SHELBY TOWNSHIP	00
00	00 WASHINGTON TOWNSHIP	00
2236	2236 *TOWNSHIP TOTAL	5440
2236	2236 *GRAND TOTAL	5440

TUESDAY, AUGUST 4, 1998

CITY BY CITY REPORT

COUNTY COMMISSIONER DISTRICT 20

REPUBLICAN PARTY

J N	C R	D W	T		P T
O U	A U	A I	O		O O
H G	R S	N L	T	NAMES OF	L T
N E	L S	S	A		L A
N	O	A O	L	CITIES AND	L
P T		N		TOWNSHIPS	B
					O
					O
					K

00	00	00	00	CITY OF CENTER LINE	00
00	00	00	00	CITY OF EASTPOINTE	00
323	510	189	1022	CITY OF FRASER	3273
00	00	00	00	CITY OF MEMPHIS	00
00	00	00	00	CITY OF MT. CLEMENS	00
00	00	00	00	CITY OF NEW BALTIMORE	00
00	00	00	00	CITY OF RICHMOND	00
00	00	00	00	CITY OF ROSEVILLE	00
00	00	00	00	CITY OF ST CLAIR SHORES	00
00	00	00	00	CITY OF STERLING HGTS	00
00	00	00	00	CITY OF UTICA	00
00	00	00	00	CITY OF WARREN	00
323	510	189	1022	*CITIES TOTAL	3273
00	00	00	00	ARMADA TOWNSHIP	00
00	00	00	00	BRUCE TOWNSHIP	00
00	00	00	00	CHESTERFIELD TOWNSHIP	00
209	373	155	737	CLINTON TOWNSHIP	2348
00	00	00	00	HARRISON TOWNSHIP	00
00	00	00	00	LAKE TOWNSHIP	00
00	00	00	00	LENOX TOWNSHIP	00
00	00	00	00	MACOMB TOWNSHIP	00
00	00	00	00	RAY TOWNSHIP	00
00	00	00	00	RICHMOND TOWNSHIP	00
00	00	00	00	SHELBY TOWNSHIP	00
00	00	00	00	WASHINGTON TOWNSHIP	00
209	373	155	737	*TOWNSHIP TOTAL	2348
532	883	344	1759	*GRAND TOTAL	5621

STATEMENT OF VOTES, PRIMARY ELECTION  
TUESDAY, AUGUST 4, 1998  
CITY BY CITY REPORT  
COUNTY COMMISSIONER DISTRICT 20

DEMOCRATIC PARTY

N W  
A H  
N I  
C T  
Y E  
  
M

T  
O  
T  
A  
L

NAMES OF  
CITIES AND  
TOWNSHIPS

P T  
O O  
L T  
L A  
L  
B  
O  
O  
K

00	00	CITY OF CENTER LINE	00
00	00	CITY OF EASTPOINTE	00
1038	1038	CITY OF FRASER	3273
00	00	CITY OF MEMPHIS	00
00	00	CITY OF MT. CLEMENS	00
00	00	CITY OF NEW BALTIMORE	00
00	00	CITY OF RICHMOND	00
00	00	CITY OF ROSEVILLE	00
00	00	CITY OF ST CLAIR SHORES	00
00	00	CITY OF STERLING HGTS	00
00	00	CITY OF UTICA	00
00	00	CITY OF WARREN	00
1038	1038	*CITIES TOTAL	3273
00	00	ARMADA TOWNSHIP	00
00	00	BRUCE TOWNSHIP	00
00	00	CHESTERFIELD TOWNSHIP	00
954	954	CLINTON TOWNSHIP	2348
00	00	HARRISON TOWNSHIP	00
00	00	LAKE TOWNSHIP	00
00	00	LENOX TOWNSHIP	00
00	00	MACOMB TOWNSHIP	00
00	00	RAY TOWNSHIP	00
00	00	RICHMOND TOWNSHIP	00
00	00	SHELBY TOWNSHIP	00
00	00	WASHINGTON TOWNSHIP	00
954	954	*TOWNSHIP TOTAL	2348
1992	1992	*GRAND TOTAL	5621

TUESDAY, AUGUST 4, 1998

CITY BY CITY REPORT

COUNTY COMMISSIONER DISTRICT 21

REPUBLICAN PARTY

J  
Z  
A  
E  
M  
L  
E  
M  
S  
A  
N  
S  
K  
I

T  
O  
T  
A  
L

NAMES OF  
CITIES AND  
TOWNSHIPS

P  
T  
O  
O  
L  
T  
L  
A  
L  
B  
O  
O  
K

00	00	CITY OF CENTER LINE	00
00	00	CITY OF EASTPOINTE	00
00	00	CITY OF FRASER	00
00	00	CITY OF MEMPHIS	00
00	00	CITY OF MT. CLEMENS	00
00	00	CITY OF NEW BALTIMORE	00
00	00	CITY OF RICHMOND	00
764	764	CITY OF ROSEVILLE	4165
00	00	CITY OF ST CLAIR SHORES	00
00	00	CITY OF STERLING HGTS	00
00	00	CITY OF UTICA	00
00	00	CITY OF WARREN	00
764	764	*CITIES TOTAL	4165
00	00	ARMADA TOWNSHIP	00
00	00	BRUCE TOWNSHIP	00
00	00	CHESTERFIELD TOWNSHIP	00
00	00	CLINTON TOWNSHIP	00
00	00	HARRISON TOWNSHIP	00
00	00	LAKE TOWNSHIP	00
00	00	LENOX TOWNSHIP	00
00	00	MACOMB TOWNSHIP	00
00	00	RAY TOWNSHIP	00
00	00	RICHMOND TOWNSHIP	00
00	00	SHELBY TOWNSHIP	00
00	00	WASHINGTON TOWNSHIP	00
00	00	*TOWNSHIP TOTAL	00
764	764	*GRAND TOTAL	4165

TUESDAY, AUGUST 4, 1998

CITY BY CITY REPORT

COUNTY COMMISSIONER DISTRICT 21

DEMOCRATIC PARTY

L H  
E A  
O G  
N G  
A E  
R R  
D T  
Y

T  
O  
T  
A  
L

NAMES OF  
CITIES AND  
TOWNSHIPS

P T  
O O  
L T  
L A  
L  
B  
O  
O  
K

00	00	CITY OF CENTER LINE	00
00	00	CITY OF EASTPOINTE	00
00	00	CITY OF FRASER	00
00	00	CITY OF MEMPHIS	00
00	00	CITY OF MT. CLEMENS	00
00	00	CITY OF NEW BALTIMORE	00
00	00	CITY OF RICHMOND	00
2445	2445	CITY OF ROSEVILLE	4165
00	00	CITY OF ST CLAIR SHORES	00
00	00	CITY OF STERLING HGTS	00
00	00	CITY OF UTICA	00
00	00	CITY OF WARREN	00
2445	2445	*CITIES TOTAL	4165
00	00	ARMADA TOWNSHIP	00
00	00	BRUCE TOWNSHIP	00
00	00	CHESTERFIELD TOWNSHIP	00
00	00	CLINTON TOWNSHIP	00
00	00	HARRISON TOWNSHIP	00
00	00	LAKE TOWNSHIP	00
00	00	LENOX TOWNSHIP	00
00	00	MACOMB TOWNSHIP	00
00	00	RAY TOWNSHIP	00
00	00	RICHMOND TOWNSHIP	00
00	00	SHELBY TOWNSHIP	00
00	00	WASHINGTON TOWNSHIP	00
00	00	*TOWNSHIP TOTAL	00
2445	2445	*GRAND TOTAL	4165

TUESDAY, AUGUST 4, 1998

CITY BY CITY REPORT

COUNTY COMMISSIONER DISTRICT 22

REPUBLICAN PARTY

J D  
O E  
S F  
E E  
P L  
H I  
C  
D E

T  
O  
T  
A  
L

NAMES OF  
CITIES AND  
TOWNSHIPS

P T  
O O  
L T  
L A  
L  
B  
O  
O  
K

00	00	CITY OF CENTER LINE	00
170	170	CITY OF EASTPOINTE	919
00	00	CITY OF FRASER	00
00	00	CITY OF MEMPHIS	00
00	00	CITY OF MT. CLEMENS	00
00	00	CITY OF NEW BALTIMORE	00
00	00	CITY OF RICHMOND	00
504	504	CITY OF ROSEVILLE	2824
00	00	CITY OF ST CLAIR SHORES	00
00	00	CITY OF STERLING HGTS	00
00	00	CITY OF UTICA	00
00	00	CITY OF WARREN	00
674	674	*CITIES TOTAL	3743
00	00	ARMADA TOWNSHIP	00
00	00	BRUCE TOWNSHIP	00
00	00	CHESTERFIELD TOWNSHIP	00
00	00	CLINTON TOWNSHIP	00
00	00	HARRISON TOWNSHIP	00
00	00	LAKE TOWNSHIP	00
00	00	LENOX TOWNSHIP	00
00	00	MACOMB TOWNSHIP	00
00	00	RAY TOWNSHIP	00
00	00	RICHMOND TOWNSHIP	00
00	00	SHELBY TOWNSHIP	00
00	00	WASHINGTON TOWNSHIP	00
00	00	*TOWNSHIP TOTAL	00
674	674	*GRAND TOTAL	3743

STATEMENT OF VOTES, PRIMARY ELECTION  
 TUESDAY, AUGUST 4, 1998  
 CITY BY CITY REPORT  
 COUNTY COMMISSIONER DISTRICT 22

DEMOCRATIC PARTY

R	P	E	S	T		P	T
O	A	L	L	O		O	O
B	N	I	I	T	NAMES OF	L	T
E	N	Z	N	A		L	A
R	E	A	D	L	CITIES AND	L	L
T	L	B	E		TOWNSHIPS	B	O
J		T	H			O	K
		M					

00	00	00	CITY OF CENTER LINE	00
235	351	586	CITY OF EASTPOINTE	919
00	00	00	CITY OF FRASER	00
00	00	00	CITY OF MEMPHIS	00
00	00	00	CITY OF MT. CLEMENS	00
00	00	00	CITY OF NEW BALTIMORE	00
00	00	00	CITY OF RICHMOND	00
595	1262	1857	CITY OF ROSEVILLE	2824
00	00	00	CITY OF ST CLAIR SHORES	00
00	00	00	CITY OF STERLING HGTS	00
00	00	00	CITY OF UTICA	00
00	00	00	CITY OF WARREN	00
830	1613	2443	*CITIES TOTAL	3743
00	00	00	ARMADA TOWNSHIP	00
00	00	00	BRUCE TOWNSHIP	00
00	00	00	CHESTERFIELD TOWNSHIP	00
00	00	00	CLINTON TOWNSHIP	00
00	00	00	HARRISON TOWNSHIP	00
00	00	00	LAKE TOWNSHIP	00
00	00	00	LENOX TOWNSHIP	00
00	00	00	MACOMB TOWNSHIP	00
00	00	00	RAY TOWNSHIP	00
00	00	00	RICHMOND TOWNSHIP	00
00	00	00	SHELBY TOWNSHIP	00
00	00	00	WASHINGTON TOWNSHIP	00
00	00	00	*TOWNSHIP TOTAL	00
830	1613	2443	*GRAND TOTAL	3743



TUESDAY, AUGUST 4, 1998

CITY BY CITY REPORT

COUNTY COMMISSIONER DISTRICT 23

REPUBLICAN PARTY

M S  
A C  
R H  
C O  
C C  
E K  
E R

T  
O  
T  
A  
L

NAMES OF  
CITIES AND  
TOWNSHIPS

P T  
O O  
L T  
L A  
L  
B  
O  
O  
K

00	00	CITY OF CENTER LINE	00
402	402	CITY OF EASTPOINTE	2378
00	00	CITY OF FRASER	00
00	00	CITY OF MEMPHIS	00
00	00	CITY OF MT. CLEMENS	00
00	00	CITY OF NEW BALTIMORE	00
00	00	CITY OF RICHMOND	00
00	00	CITY OF ROSEVILLE	00
1011	1011	CITY OF ST CLAIR SHORES	3169
00	00	CITY OF STERLING HGTS	00
00	00	CITY OF UTICA	00
00	00	CITY OF WARREN	00
1413	1413	*CITIES TOTAL	5547
00	00	ARMADA TOWNSHIP	00
00	00	BRUCE TOWNSHIP	00
00	00	CHESTERFIELD TOWNSHIP	00
00	00	CLINTON TOWNSHIP	00
00	00	HARRISON TOWNSHIP	00
13	13	LAKE TOWNSHIP	26
00	00	LENOX TOWNSHIP	00
00	00	MACOMB TOWNSHIP	00
00	00	RAY TOWNSHIP	00
00	00	RICHMOND TOWNSHIP	00
00	00	SHELBY TOWNSHIP	00
00	00	WASHINGTON TOWNSHIP	00
13	13	*TOWNSHIP TOTAL	26
1426	1426	*GRAND TOTAL	5573

TUESDAY, AUGUST 4, 1998

CITY BY CITY REPORT

COUNTY COMMISSIONER DISTRICT 23

DEMOCRATIC PARTY

T R  
H A  
O Y  
M M  
A U  
S S  
  
L

T  
O  
T  
A  
L

NAMES OF  
CITIES AND  
TOWNSHIPS

P T  
O O  
L T  
L A  
L  
  
B  
O  
O  
K

00	00	CITY OF CENTER LINE	00
1045	1045	CITY OF EASTPOINTE	2378
00	00	CITY OF FRASER	00
00	00	CITY OF MEMPHIS	00
00	00	CITY OF MT. CLEMENS	00
00	00	CITY OF NEW BALTIMORE	00
00	00	CITY OF RICHMOND	00
00	00	CITY OF ROSEVILLE	00
1116	1116	CITY OF ST CLAIR SHORES	3169
00	00	CITY OF STERLING HGTS	00
00	00	CITY OF UTICA	00
00	00	CITY OF WARREN	00
2161	2161	*CITIES TOTAL	5547
00	00	ARMADA TOWNSHIP	00
00	00	BRUCE TOWNSHIP	00
00	00	CHESTERFIELD TOWNSHIP	00
00	00	CLINTON TOWNSHIP	00
00	00	HARRISON TOWNSHIP	00
05	05	LAKE TOWNSHIP	26
00	00	LENOX TOWNSHIP	00
00	00	MACOMB TOWNSHIP	00
00	00	RAY TOWNSHIP	00
00	00	RICHMOND TOWNSHIP	00
00	00	SHELBY TOWNSHIP	00
00	00	WASHINGTON TOWNSHIP	00
05	05	*TOWNSHIP TOTAL	26
2166	2166	*GRAND TOTAL	5573

TUESDAY, AUGUST 4, 1998

CITY BY CITY REPORT

REPUBLICAN PARTY

COUNTY COMMISSIONER DISTRICT 24

R  
O  
L  
A  
S  
N  
D  
H  
E  
R  
T  
I

T  
O  
T  
A  
L

NAMES OF  
CITIES AND  
TOWNSHIPS

P  
O  
L  
L  
A  
B  
O  
O  
K

00	00	CITY OF CENTER LINE	00
00	00	CITY OF EASTPOINTE	00
00	00	CITY OF FRASER	00
00	00	CITY OF MEMPHIS	00
00	00	CITY OF MT. CLEMENS	00
00	00	CITY OF NEW BALTIMORE	00
00	00	CITY OF RICHMOND	00
00	00	CITY OF ROSEVILLE	00
1606	1606	CITY OF ST CLAIR SHORES	5546
00	00	CITY OF STERLING HGTS	00
00	00	CITY OF UTICA	00
00	00	CITY OF WARREN	00
1606	1606	*CITIES TOTAL	5546
00	00	ARMADA TOWNSHIP	00
00	00	BRUCE TOWNSHIP	00
00	00	CHESTERFIELD TOWNSHIP	00
00	00	CLINTON TOWNSHIP	00
00	00	HARRISON TOWNSHIP	00
00	00	LAKE TOWNSHIP	00
00	00	LENOX TOWNSHIP	00
00	00	MACOMB TOWNSHIP	00
00	00	RAY TOWNSHIP	00
00	00	RICHMOND TOWNSHIP	00
00	00	SHELBY TOWNSHIP	00
00	00	WASHINGTON TOWNSHIP	00
00	00	*TOWNSHIP TOTAL	00
1606	1606	*GRAND TOTAL	5546

TUESDAY, AUGUST 4, 1998

CITY BY CITY REPORT

COUNTY COMMISSIONER DISTRICT 24

DEMOCRATIC PARTY

J F  
A I  
C E  
K L  
D  
L S

T  
O  
T  
A  
L

NAMES OF  
CITIES AND  
TOWNSHIPS

P T  
O O  
L T  
L A  
L  
B  
O  
O  
K

00	00	CITY OF CENTER LINE	00
00	00	CITY OF EASTPOINTE	00
00	00	CITY OF FRASER	00
00	00	CITY OF MEMPHIS	00
00	00	CITY OF MT. CLEMENS	00
00	00	CITY OF NEW BALTIMORE	00
00	00	CITY OF RICHMOND	00
00	00	CITY OF ROSEVILLE	00
2200	2200	CITY OF ST CLAIR SHORES	5546
00	00	CITY OF STERLING HGTS	00
00	00	CITY OF UTICA	00
00	00	CITY OF WARREN	00
2200	2200	*CITIES TOTAL	5546
00	00	ARMADA TOWNSHIP	00
00	00	BRUCE TOWNSHIP	00
00	00	CHESTERFIELD TOWNSHIP	00
00	00	CLINTON TOWNSHIP	00
00	00	HARRISON TOWNSHIP	00
00	00	LAKE TOWNSHIP	00
00	00	LENOX TOWNSHIP	00
00	00	MACOMB TOWNSHIP	00
00	00	RAY TOWNSHIP	00
00	00	RICHMOND TOWNSHIP	00
00	00	SHELBY TOWNSHIP	00
00	00	WASHINGTON TOWNSHIP	00
00	00	*TOWNSHIP TOTAL	00
2200	2200	*GRAND TOTAL	5546

TUESDAY, AUGUST 4, 1998

CITY BY CITY REPORT

COUNTY COMMISSIONER DISTRICT 25

REPUBLICAN PARTY

E H  
A I  
R L  
L D  
E  
E B  
R A  
N D  
T

T  
O  
T  
A  
L

NAMES OF  
CITIES AND  
TOWNSHIPS

P T  
O O  
L T  
L A  
L  
B  
O  
O  
K

00	00	CITY OF CENTER LINE	00
00	00	CITY OF EASTPOINTE	00
00	00	CITY OF FRASER	00
00	00	CITY OF MEMPHIS	00
00	00	CITY OF MT. CLEMENS	00
00	00	CITY OF NEW BALTIMORE	00
00	00	CITY OF RICHMOND	00
00	00	CITY OF ROSEVILLE	00
1293	1293	CITY OF ST CLAIR SHORES	4580
00	00	CITY OF STERLING HGTS	00
00	00	CITY OF UTICA	00
00	00	CITY OF WARREN	00
1293	1293	*CITIES TOTAL	4580
00	00	ARMADA TOWNSHIP	00
00	00	BRUCE TOWNSHIP	00
00	00	CHESTERFIELD TOWNSHIP	00
00	00	CLINTON TOWNSHIP	00
180	180	HARRISON TOWNSHIP	550
00	00	LAKE TOWNSHIP	00
00	00	LENOX TOWNSHIP	00
00	00	MACOMB TOWNSHIP	00
00	00	RAY TOWNSHIP	00
00	00	RICHMOND TOWNSHIP	00
00	00	SHELBY TOWNSHIP	00
00	00	WASHINGTON TOWNSHIP	00
180	180	*TOWNSHIP TOTAL	550
1473	1473	*GRAND TOTAL	5130

TUESDAY, AUGUST 4, 1998

CITY BY CITY REPORT

COUNTY COMMISSIONER DISTRICT 25

DEMOCRATIC PARTY

P K  
E E  
G N  
G N  
Y A  
R  
A D

T  
O  
T  
A  
L

NAMES OF  
CITIES AND  
TOWNSHIPS

P T  
O O  
L T  
L A  
L  
B  
O  
O  
K

00	00	CITY OF CENTER LINE	00
00	00	CITY OF EASTPOINTE	00
00	00	CITY OF FRASER	00
00	00	CITY OF MEMPHIS	00
00	00	CITY OF MT. CLEMENS	00
00	00	CITY OF NEW BALTIMORE	00
00	00	CITY OF RICHMOND	00
00	00	CITY OF ROSEVILLE	00
1924	1924	CITY OF ST CLAIR SHORES	4580
00	00	CITY OF STERLING HGTS	00
00	00	CITY OF UTICA	00
00	00	CITY OF WARREN	00
1924	1924	*CITIES TOTAL	4580
00	00	ARMADA TOWNSHIP	00
00	00	BRUCE TOWNSHIP	00
00	00	CHESTERFIELD TOWNSHIP	00
00	00	CLINTON TOWNSHIP	00
219	219	HARRISON TOWNSHIP	550
00	00	LAKE TOWNSHIP	00
00	00	LENOX TOWNSHIP	00
00	00	MACOMB TOWNSHIP	00
00	00	RAY TOWNSHIP	00
00	00	RICHMOND TOWNSHIP	00
00	00	SHELBY TOWNSHIP	00
00	00	WASHINGTON TOWNSHIP	00
219	219	*TOWNSHIP TOTAL	550
2143	2143	*GRAND TOTAL	5130

TUESDAY, AUGUST 4, 1998

CITY BY CITY REPORT

LENOX TOWNSHIP CLERK

REPUBLICAN PARTY

T		P	T
O		O	O
T	NAMES OF	L	T
A		L	A
L	CITIES AND	L	L
	TOWNSHIPS	B	
		O	
		O	
		K	

---

00	CITY OF CENTER LINE	00
00	CITY OF EASTPOINTE	00
00	CITY OF FRASER	00
00	CITY OF MEMPHIS	00
00	CITY OF MT. CLEMENS	00
00	CITY OF NEW BALTIMORE	00
00	CITY OF RICHMOND	00
00	CITY OF ROSEVILLE	00
00	CITY OF ST CLAIR SHORES	00
00	CITY OF STERLING HGTS	00
00	CITY OF UTICA	00
00	CITY OF WARREN	00
00	*CITIES TOTAL	00
00	ARMADA TOWNSHIP	00
00	BRUCE TOWNSHIP	00
00	CHESTERFIELD TOWNSHIP	00
00	CLINTON TOWNSHIP	00
00	HARRISON TOWNSHIP	00
00	LAKE TOWNSHIP	00
00	LENOX TOWNSHIP	733
00	MACOMB TOWNSHIP	00
00	RAY TOWNSHIP	00
00	RICHMOND TOWNSHIP	00
00	SHELBY TOWNSHIP	00
00	WASHINGTON TOWNSHIP	00
00	*TOWNSHIP TOTAL	733
00	*GRAND TOTAL	733

TUESDAY, AUGUST 4, 1998

CITY BY CITY REPORT

LENOX TOWNSHIP CLERK

DEMOCRATIC PARTY

J K  
O E  
D T  
I H  
E

T  
O  
T  
A  
L

NAMES OF  
CITIES AND  
TOWNSHIPS

P T  
O O  
L T  
L A  
L  
B  
O  
O  
K

00	00 CITY OF CENTER LINE	00
00	00 CITY OF EASTPOINTE	00
00	00 CITY OF FRASER	00
00	00 CITY OF MEMPHIS	00
00	00 CITY OF MT. CLEMENS	00
00	00 CITY OF NEW BALTIMORE	00
00	00 CITY OF RICHMOND	00
00	00 CITY OF ROSEVILLE	00
00	00 CITY OF ST CLAIR SHORES	00
00	00 CITY OF STERLING HGTS	00
00	00 CITY OF UTICA	00
00	00 CITY OF WARREN	00
00	00 *CITIES TOTAL	00
00	00 ARMADA TOWNSHIP	00
00	00 BRUCE TOWNSHIP	00
00	00 CHESTERFIELD TOWNSHIP	00
00	00 CLINTON TOWNSHIP	00
00	00 HARRISON TOWNSHIP	00
00	00 LAKE TOWNSHIP	00
274	274 LENOX TOWNSHIP	733
00	00 MACOMB TOWNSHIP	00
00	00 RAY TOWNSHIP	00
00	00 RICHMOND TOWNSHIP	00
00	00 SHELBY TOWNSHIP	00
00	00 WASHINGTON TOWNSHIP	00
274	274 *TOWNSHIP TOTAL	733
274	274 *GRAND TOTAL	733



STATEMENT OF VOTES, PRIMARY ELECTION  
 TUESDAY, AUGUST 4, 1998  
 CITY BY CITY REPORT  
 41A DISTRICT COURT

J A N E T A L	G O R D O N G	W I L I A M I I	M A R I Y A	K R I S T I A N J J R	W I L I A M J J R	K I M B E R L Y	T O T A L	NAMES OF CITIES AND TOWNSHIPS	P O L L A B O O K
---------------------------------	---------------------------------	--------------------------------------	----------------------------	---	---	--------------------------------------	-----------------------	-------------------------------------	---

00	00	00	00	00	00	CITY OF CENTER LINE	00
00	00	00	00	00	00	CITY OF EASTPOINTE	00
00	00	00	00	00	00	CITY OF FRASER	00
00	00	00	00	00	00	CITY OF MEMPHIS	00
00	00	00	00	00	00	CITY OF MT. CLEMENS	00
00	00	00	00	00	00	CITY OF NEW BALTIMORE	00
00	00	00	00	00	00	CITY OF RICHMOND	00
00	00	00	00	00	00	CITY OF ROSEVILLE	00
00	00	00	00	00	00	CITY OF ST. CLAIR SHORES	00
229	1591	1486	964	1162	840	CITY OF STERLING HGTS	17861
09	108	60	22	313	26	CITY OF UTICA	836
00	00	00	00	00	00	CITY OF WARREN	00
238	1699	1546	986	1475	866	*CITIES TOTAL	18697
00	00	00	00	00	00	ARMADA TOWNSHIP	00
00	00	00	00	00	00	BRUCE TOWNSHIP	00
00	00	00	00	00	00	CHESTERFIELD TOWNSHIP	00
00	00	00	00	00	00	CLINTON TOWNSHIP	00
00	00	00	00	00	00	HARRISON TOWNSHIP	00
00	00	00	00	00	00	LAKE TOWNSHIP	00
00	00	00	00	00	00	LENOX TOWNSHIP	00
87	399	796	196	384	331	MACOMB TOWNSHIP	5173
00	00	00	00	00	00	RAY TOWNSHIP	00
00	00	00	00	00	00	RICHMOND TOWNSHIP	00
72	1286	835	563	1206	809	SHELBY TOWNSHIP	10602
00	00	00	00	00	00	WASHINGTON TOWNSHIP	00
159	1685	1631	759	1590	1140	*TOWNSHIP TOTAL	15775
397	3384	3177	1745	3065	2006	*GRAND TOTAL	34472

STATEMENT OF VOTES, PRIMARY ELECTION  
 TUESDAY, AUGUST 4, 1998  
 CITY BY CITY REPORT  
 41A DISTRICT COURT

D O U G L A S P	S S T I E E R V A W S K I	R O B E R T N S A	J A Y N E L S A K B U D A	R I C H A R D J	T O T A L	NAMES OF CITIES AND TOWNSHIPS	P O L L B O O K
--------------------------------------	---	---	---	--------------------------------------	-----------------------	-------------------------------------	--------------------------------------

00	00	00	00	00	00	CITY OF CENTER LINE	00
00	00	00	00	00	00	CITY OF EASTPOINTE	00
00	00	00	00	00	00	CITY OF FRASER	00
00	00	00	00	00	00	CITY OF MEMPHIS	00
00	00	00	00	00	00	CITY OF MT. CLEMENS	00
00	00	00	00	00	00	CITY OF NEW BALTIMORE	00
00	00	00	00	00	00	CITY OF RICHMOND	00
00	00	00	00	00	00	CITY OF ROSEVILLE	00
00	00	00	00	00	00	CITY OF ST CLAIR SHORES	00
1012	4384	378	2280	998	15324	CITY OF STERLING HGTS	17861
29	65	07	38	04	681	CITY OF UTICA	836
00	00	00	00	00	00	CITY OF WARREN	00
1041	4449	385	2318	1002	16005	*CITIES TOTAL	18697
00	00	00	00	00	00	ARMADA TOWNSHIP	00
00	00	00	00	00	00	BRUCE TOWNSHIP	00
00	00	00	00	00	00	CHESTERFIELD TOWNSHIP	00
00	00	00	00	00	00	CLINTON TOWNSHIP	00
00	00	00	00	00	00	HARRISON TOWNSHIP	00
00	00	00	00	00	00	LAKE TOWNSHIP	00
00	00	00	00	00	00	LENOX TOWNSHIP	00
592	932	311	438	90	4556	MACOMB TOWNSHIP	5173
00	00	00	00	00	00	RAY TOWNSHIP	00
00	00	00	00	00	00	RICHMOND TOWNSHIP	00
726	1311	122	1173	148	8251	SHELBY TOWNSHIP	10602
00	00	00	00	00	00	WASHINGTON TOWNSHIP	00
1318	2243	433	1611	238	12807	*TOWNSHIP TOTAL	15775
2359	6692	818	3929	1240	28812	*GRAND TOTAL	34472

STATEMENT OF VOTES, PRIMARY ELECTION  
 TUESDAY, AUGUST 4, 1998  
 CITY BY CITY REPORT  
 PUBLIC TRANSPORTATION MILLAGE

Y  
E  
S

N  
O

T  
O  
T  
A  
L

NAMES OF  
CITIES AND  
TOWNSHIPS

P  
T  
O  
L  
L  
B  
O  
O  
K

927 260  
 3335 1161  
 1924 1076  
 62 17  
 1306 365  
 864 486  
 355 156  
 4497 1600  
 8715 3477  
 11007 4868  
 440 171  
 13396 5196  
  
 46828 18833  
  
 318 223  
 726 309  
 1958 1096  
 11400 3925  
 2241 1368  
 11 05  
 241 157  
 3345 1477  
 255 184  
 199 81  
 6273 3707  
 1562 750  
  
 28529 13282  
  
 75357 32115

1187 CITY OF CENTER LINE 1628  
 4496 CITY OF EASTPOINTE 5501  
 3000 CITY OF FRASER 3273  
 79 CITY OF MEMPHIS 138  
 1671 CITY OF MT. CLEMENS 2444  
 1350 CITY OF NEW BALTIMORE 1488  
 511 CITY OF RICHMOND 569  
 6097 CITY OF ROSEVILLE 6989  
 12192 CITY OF ST CLAIR SHORES 13295  
 15875 CITY OF STERLING HGTS 17861  
 611 CITY OF UTICA 836  
 18592 CITY OF WARREN 24576  
  
 65661 \*CITIES TOTAL 78598  
  
 541 ARMADA TOWNSHIP 745  
 1035 BRUCE TOWNSHIP 1265  
 3054 CHESTERFIELD TOWNSHIP 3419  
 15325 CLINTON TOWNSHIP 16260  
 3609 HARRISON TOWNSHIP 3804  
 16 LAKE TOWNSHIP 26  
 398 LENOX TOWNSHIP 733  
 4822 MACOMB TOWNSHIP 5173  
 439 RAY TOWNSHIP 591  
 280 RICHMOND TOWNSHIP 366  
 9980 SHELBY TOWNSHIP 10602  
 2312 WASHINGTON TOWNSHIP 2825  
  
 41811 \*TOWNSHIP TOTAL 45809  
  
 107472 \*GRAND TOTAL 124407

TUESDAY, AUGUST 4, 1998

CITY BY CITY REPORT

MACOMB COMMUNITY COLLEGE TECHNOLOGY BOND PROPOSAL

Y  
E  
S

N  
O

T  
O  
T  
A  
L

NAMES OF  
CITIES AND  
TOWNSHIPS

P  
T  
O  
O  
L  
T  
L  
A  
L  
B  
O  
O  
K

776	379	1155	CITY OF CENTER LINE	1628
2725	1703	4428	CITY OF EASTPOINTE	5501
1601	1350	2951	CITY OF FRASER	3273
46	31	77	CITY OF MEMPHIS	138
1154	573	1727	CITY OF MT. CLEMENS	2444
741	585	1326	CITY OF NEW BALTIMORE	1488
303	198	501	CITY OF RICHMOND	569
3639	2385	6024	CITY OF ROSEVILLE	6989
6674	5111	11785	CITY OF ST CLAIR SHORES	13295
10127	5614	15741	CITY OF STERLING HGTS	17861
385	217	602	CITY OF UTICA	836
11743	7370	19113	CITY OF WARREN	24576
39914	25516	65430	*CITIES TOTAL	78598
279	257	536	ARMADA TOWNSHIP	745
622	436	1058	BRUCE TOWNSHIP	1265
1748	1274	3022	CHESTERFIELD TOWNSHIP	3419
9109	5935	15044	CLINTON TOWNSHIP	16260
1797	1747	3544	HARRISON TOWNSHIP	3804
12	05	17	LAKE TOWNSHIP	26
190	187	377	LENOX TOWNSHIP	733
3061	1758	4819	MACOMB TOWNSHIP	5173
238	198	436	RAY TOWNSHIP	591
181	97	278	RICHMOND TOWNSHIP	366
5474	4238	9712	SHELBY TOWNSHIP	10602
1318	976	2294	WASHINGTON TOWNSHIP	2825
24029	17108	41137	*TOWNSHIP TOTAL	45809
63943	42624	106567	*GRAND TOTAL	124407

STATEMENT OF VOTES, PRIMARY ELECTION  
 TUESDAY, AUGUST 4, 1998  
 CITY BY CITY REPORT  
 FRASER CITY HALL/PUBLIC SAFETY BOND

Y E S	N O	T O T A L	NAMES OF CITIES AND TOWNSHIPS	P T L A L B O O K
00	00	00	00 CITY OF CENTER LINE	00
00	00	00	00 CITY OF EASTPOINTE	00
1973	1178	3151	3151 CITY OF FRASER	3273
00	00	00	00 CITY OF MEMPHIS	00
00	00	00	00 CITY OF MT. CLEMENS	00
00	00	00	00 CITY OF NEW BALTIMORE	00
00	00	00	00 CITY OF RICHMOND	00
00	00	00	00 CITY OF ROSEVILLE	00
00	00	00	00 CITY OF ST CLAIR SHORES	00
00	00	00	00 CITY OF STERLING HGTS	00
00	00	00	00 CITY OF UTICA	00
00	00	00	00 CITY OF WARREN	00
1973	1178	3151	*CITIES TOTAL	3273
00	00	00	00 ARMADA TOWNSHIP	00
00	00	00	00 BRUCE TOWNSHIP	00
00	00	00	00 CHESTERFIELD TOWNSHIP	00
00	00	00	00 CLINTON TOWNSHIP	00
00	00	00	00 HARRISON TOWNSHIP	00
00	00	00	00 LAKE TOWNSHIP	00
00	00	00	00 LENOX TOWNSHIP	00
00	00	00	00 MACOMB TOWNSHIP	00
00	00	00	00 RAY TOWNSHIP	00
00	00	00	00 RICHMOND TOWNSHIP	00
00	00	00	00 SHELBY TOWNSHIP	00
00	00	00	00 WASHINGTON TOWNSHIP	00
00	00	00	*TOWNSHIP TOTAL	00
1973	1178	3151	*GRAND TOTAL	3273

STATEMENT OF VOTES, PRIMARY ELECTION  
 TUESDAY, AUGUST 4, 1998  
 CITY BY CITY REPORT  
 NEW BALTIMORE SPECIAL BOND PROPOSITION

Y E S	N O	T O T A L	NAMES OF CITIES AND TOWNSHIPS	P T O L L B O O K
00	00	00	CITY OF CENTER LINE	00
00	00	00	CITY OF EASTPOINTE	00
00	00	00	CITY OF FRASER	00
00	00	00	CITY OF MEMPHIS	00
00	00	00	CITY OF MT. CLEMENS	00
747	672	1419	CITY OF NEW BALTIMORE	1488
00	00	00	CITY OF RICHMOND	00
00	00	00	CITY OF ROSEVILLE	00
00	00	00	CITY OF ST CLAIR SHORES	00
00	00	00	CITY OF STERLING HGTS	00
00	00	00	CITY OF UTICA	00
00	00	00	CITY OF WARREN	00
747	672	1419	*CITIES TOTAL	1488
00	00	00	ARMADA TOWNSHIP	00
00	00	00	BRUCE TOWNSHIP	00
00	00	00	CHESTERFIELD TOWNSHIP	00
00	00	00	CLINTON TOWNSHIP	00
00	00	00	HARRISON TOWNSHIP	00
00	00	00	LAKE TOWNSHIP	00
00	00	00	LENOX TOWNSHIP	00
00	00	00	MACOMB TOWNSHIP	00
00	00	00	RAY TOWNSHIP	00
00	00	00	RICHMOND TOWNSHIP	00
00	00	00	SHELBY TOWNSHIP	00
00	00	00	WASHINGTON TOWNSHIP	00
00	00	00	*TOWNSHIP TOTAL	00
747	672	1419	*GRAND TOTAL	1488

TUESDAY, AUGUST 4, 1998

CITY BY CITY REPORT

ST. CLAIR SHORES CHARTER AMENDMENT - STREET REPAIR

Y  
E  
S

N  
O

T  
O  
T  
A  
L

NAMES OF  
CITIES AND  
TOWNSHIPS

P  
T  
O  
O  
L  
T  
A  
L  
B  
O  
O  
K

00	00	00	CITY OF CENTER LINE	00
00	00	00	CITY OF EASTPOINTE	00
00	00	00	CITY OF FRASER	00
00	00	00	CITY OF MEMPHIS	00
00	00	00	CITY OF MT. CLEMENS	00
00	00	00	CITY OF NEW BALTIMORE	00
00	00	00	CITY OF RICHMOND	00
00	00	00	CITY OF ROSEVILLE	00
8770	3295	12065	CITY OF ST. CLAIR SHORES	13295
00	00	00	CITY OF STERLING HGTS	00
00	00	00	CITY OF UTICA	00
00	00	00	CITY OF WARREN	00
8770	3295	12065	*CITIES TOTAL	13295
00	00	00	ARMADA TOWNSHIP	00
00	00	00	BRUCE TOWNSHIP	00
00	00	00	CHESTERFIELD TOWNSHIP	00
00	00	00	CLINTON TOWNSHIP	00
00	00	00	HARRISON TOWNSHIP	00
00	00	00	LAKE TOWNSHIP	00
00	00	00	LENOX TOWNSHIP	00
00	00	00	MACOMB TOWNSHIP	00
00	00	00	RAY TOWNSHIP	00
00	00	00	RICHMOND TOWNSHIP	00
00	00	00	SHELBY TOWNSHIP	00
00	00	00	WASHINGTON TOWNSHIP	00
00	00	00	*TOWNSHIP TOTAL	00
8770	3295	12065	*GRAND TOTAL	13295

TUESDAY, AUGUST 4, 1998

CITY BY CITY REPORT

ST CLAIR SHORES CHARTER AMENDMENT - WATER AND UTILITY

Y	N	T		P T
E	O	O		O O
S		T	NAMES OF	L T
		A		L A
		L	CITIES AND	L
			TOWNSHIPS	B
				O
				O
				K

00	00	00	CITY OF CENTER LINE	00
00	00	00	CITY OF EASTPOINTE	00
00	00	00	CITY OF FRASER	00
00	00	00	CITY OF MEMPHIS	00
00	00	00	CITY OF MT. CLEMENS	00
00	00	00	CITY OF NEW BALTIMORE	00
00	00	00	CITY OF RICHMOND	00
00	00	00	CITY OF ROSEVILLE	00
7355	4575	11930	CITY OF ST CLAIR SHORES	13295
00	00	00	CITY OF STERLING HGTS	00
00	00	00	CITY OF UTICA	00
00	00	00	CITY OF WARREN	00
7355	4575	11930	*CITIES TOTAL	13295
00	00	00	ARMADA TOWNSHIP	00
00	00	00	BRUCE TOWNSHIP	00
00	00	00	CHESTERFIELD TOWNSHIP	00
00	00	00	CLINTON TOWNSHIP	00
00	00	00	HARRISON TOWNSHIP	00
00	00	00	LAKE TOWNSHIP	00
00	00	00	LENOX TOWNSHIP	00
00	00	00	MACOMB TOWNSHIP	00
00	00	00	RAY TOWNSHIP	00
00	00	00	RICHMOND TOWNSHIP	00
00	00	00	SHELBY TOWNSHIP	00
00	00	00	WASHINGTON TOWNSHIP	00
00	00	00	*TOWNSHIP TOTAL	00
7355	4575	11930	*GRAND TOTAL	13295



TUESDAY, AUGUST 4, 1998

CITY BY CITY REPORT

WARREN CITY FIRE AND EMERGENCY MEDICAL AND RESCUE RENE

Y  
E  
S

N  
O

T  
O  
T  
A  
L

NAMES OF  
CITIES AND  
TOWNSHIPS

P T  
O O  
L T  
L A  
L  
B  
O  
O  
K

00	00	00	CITY OF CENTER LINE	00
00	00	00	CITY OF EASTPOINTE	00
00	00	00	CITY OF FRASER	00
00	00	00	CITY OF MEMPHIS	00
00	00	00	CITY OF MT. CLEMENS	00
00	00	00	CITY OF NEW BALTIMORE	00
00	00	00	CITY OF RICHMOND	00
00	00	00	CITY OF ROSEVILLE	00
00	00	00	CITY OF ST. CLAIR SHORES	00
00	00	00	CITY OF STERLING HGTS	00
00	00	00	CITY OF UTICA	00
15201	4936	20137	CITY OF WARREN	24576
15201	4936	20137	*CITIES TOTAL	24576
00	00	00	ARMADA TOWNSHIP	00
00	00	00	BRUCE TOWNSHIP	00
00	00	00	CHESTERFIELD TOWNSHIP	00
00	00	00	CLINTON TOWNSHIP	00
00	00	00	HARRISON TOWNSHIP	00
00	00	00	LAKE TOWNSHIP	00
00	00	00	LENOX TOWNSHIP	00
00	00	00	MACOMB TOWNSHIP	00
00	00	00	RAY TOWNSHIP	00
00	00	00	RICHMOND TOWNSHIP	00
00	00	00	SHELBY TOWNSHIP	00
00	00	00	WASHINGTON TOWNSHIP	00
00	00	00	*TOWNSHIP TOTAL	00
15201	4936	20137	*GRAND TOTAL	24576

TUESDAY, AUGUST 4, 1998

CITY BY CITY REPORT

WARREN CITY POLICE PROTECTION RENEWAL PROPOSAL

Y E S	N O	T O T A L	NAMES OF CITIES AND TOWNSHIPS	P T O L L A L B O O K
00	00	00	00 CITY OF CENTER LINE	00
00	00	00	00 CITY OF EASTPOINTE	00
00	00	00	00 CITY OF FRASER	00
00	00	00	00 CITY OF MEMPHIS	00
00	00	00	00 CITY OF MT. CLEMENS	00
00	00	00	00 CITY OF NEW BALTIMORE	00
00	00	00	00 CITY OF RICHMOND	00
00	00	00	00 CITY OF ROSEVILLE	00
00	00	00	00 CITY OF ST CLAIR SHORES	00
00	00	00	00 CITY OF STERLING HGTS	00
00	00	00	00 CITY OF UTICA	00
14669	5296	19965	19965 CITY OF WARREN	24576
14669	5296	19965	19965 *CITIES TOTAL	24576
00	00	00	00 ARMADA TOWNSHIP	00
00	00	00	00 BRUCE TOWNSHIP	00
00	00	00	00 CHESTERFIELD TOWNSHIP	00
00	00	00	00 CLINTON TOWNSHIP	00
00	00	00	00 HARRISON TOWNSHIP	00
00	00	00	00 LAKE TOWNSHIP	00
00	00	00	00 LENOX TOWNSHIP	00
00	00	00	00 MACOMB TOWNSHIP	00
00	00	00	00 RAY TOWNSHIP	00
00	00	00	00 RICHMOND TOWNSHIP	00
00	00	00	00 SHELBY TOWNSHIP	00
00	00	00	00 WASHINGTON TOWNSHIP	00
00	00	00	00 *TOWNSHIP TOTAL	00
14669	5296	19965	19965 *GRAND TOTAL	24576

TUESDAY, AUGUST 4, 1998

CITY BY CITY REPORT  
CLINTON TOWNSHIP POLICE STATION BONDING PROPOSITION

Y	N	T		P
E	O	O		O
S		T	NAMES OF	L
		A		A
		L	CITIES AND	L
			TOWNSHIPS	B
				O
				O
				K

00	00	00	CITY OF CENTER LINE	00
00	00	00	CITY OF EASTPOINTE	00
00	00	00	CITY OF FRASER	00
00	00	00	CITY OF MEMPHIS	00
00	00	00	CITY OF MT. CLEMENS	00
00	00	00	CITY OF NEW BALTIMORE	00
00	00	00	CITY OF RICHMOND	00
00	00	00	CITY OF ROSEVILLE	00
00	00	00	CITY OF ST CLAIR SHORES	00
00	00	00	CITY OF STERLING HGTS	00
00	00	00	CITY OF UTICA	00
00	00	00	CITY OF WARREN	00
00	00	00	*CITIES TOTAL	00
00	00	00	ARNADA TOWNSHIP	00
00	00	00	BRUCE TOWNSHIP	00
00	00	00	CHESTERFIELD TOWNSHIP	00
11345	4170	15515	CLINTON TOWNSHIP	16260
00	00	00	HARRISON TOWNSHIP	00
00	00	00	LAKE TOWNSHIP	00
00	00	00	LENOX TOWNSHIP	00
00	00	00	MACOMB TOWNSHIP	00
00	00	00	RAY TOWNSHIP	00
00	00	00	RICHMOND TOWNSHIP	00
00	00	00	SHELBY TOWNSHIP	00
00	00	00	WASHINGTON TOWNSHIP	00
11345	4170	15515	*TOWNSHIP TOTAL	16260
11345	4170	15515	*GRAND TOTAL	16260

STATEMENT OF VOTES, PRIMARY ELECTION  
TUESDAY, AUGUST 4, 1998  
CITY BY CITY REPORT  
HARRISON TWP PROP #1 FIRE DEPT/GEN. FUND

Y  
E  
S

N  
O

T  
O  
T  
A  
L

NAMES OF  
CITIES AND  
TOWNSHIPS

P  
T  
L  
A  
L  
B  
O  
O  
K

00	00	00	CITY OF CENTER LINE	00
00	00	00	CITY OF EASTPOINTE	00
00	00	00	CITY OF FRASER	00
00	00	00	CITY OF MEMPHIS	00
00	00	00	CITY OF MT. CLEMENS	00
00	00	00	CITY OF NEW BALTIMORE	00
00	00	00	CITY OF RICHMOND	00
00	00	00	CITY OF ROSEVILLE	00
00	00	00	CITY OF ST CLAIR SHORES	00
00	00	00	CITY OF STERLING HGTS	00
00	00	00	CITY OF UTICA	00
00	00	00	CITY OF WARREN	00
00	00	00	*CITIES TOTAL	00
00	00	00	ARMADA TOWNSHIP	00
00	00	00	BRUCE TOWNSHIP	00
00	00	00	CHESTERFIELD TOWNSHIP	00
00	00	00	CLINTON TOWNSHIP	00
1752	1878	3630	HARRISON TOWNSHIP	3804
00	00	00	LAKE TOWNSHIP	00
00	00	00	LENOX TOWNSHIP	00
00	00	00	MACOMB TOWNSHIP	00
00	00	00	RAY TOWNSHIP	00
00	00	00	RICHMOND TOWNSHIP	00
00	00	00	SHELBY TOWNSHIP	00
00	00	00	WASHINGTON TOWNSHIP	00
1752	1878	3630	*TOWNSHIP TOTAL	3804
1752	1878	3630	*GRAND TOTAL	3804

TUESDAY, AUGUST 4, 1998

CITY BY CITY REPORT

HARRISON TWP PROP #2 POLICE PROTECTION

Y  
E  
S

N  
O

T  
O  
T  
A  
L

NAMES OF  
CITIES AND  
TOWNSHIPS

P  
T  
L  
A  
L  
B  
O  
O  
K

00	00	00	CITY OF CENTER LINE	00
00	00	00	CITY OF EASTPOINTE	00
00	00	00	CITY OF FRASER	00
00	00	00	CITY OF MEMPHIS	00
00	00	00	CITY OF MT. CLEMENS	00
00	00	00	CITY OF NEW BALTIMORE	00
00	00	00	CITY OF RICHMOND	00
00	00	00	CITY OF ROSEVILLE	00
00	00	00	CITY OF ST CLAIR SHORES	00
00	00	00	CITY OF STERLING HGTS	00
00	00	00	CITY OF UTICA	00
00	00	00	CITY OF WARREN	00
00	00	00	*CITIES TOTAL	00
00	00	00	ARMADA TOWNSHIP	00
00	00	00	BRUCE TOWNSHIP	00
00	00	00	CHESTERFIELD TOWNSHIP	00
00	00	00	CLINTON TOWNSHIP	00
1625	2020	3645	HARRISON TOWNSHIP	3804
00	00	00	LAKE TOWNSHIP	00
00	00	00	LENOX TOWNSHIP	00
00	00	00	MACOMB TOWNSHIP	00
00	00	00	RAY TOWNSHIP	00
00	00	00	RICHMOND TOWNSHIP	00
00	00	00	SHELBY TOWNSHIP	00
00	00	00	WASHINGTON TOWNSHIP	00
1625	2020	3645	*TOWNSHIP TOTAL	3804
1625	2020	3645	*GRAND TOTAL	3804

STATEMENT OF VOTES, PRIMARY ELECTION  
TUESDAY, AUGUST 4, 1998  
CITY BY CITY REPORT  
HARRISON TWP PROP #3 PARKS AND RECS

Y  
E  
S

N  
O

T  
O  
T  
A  
L

NAMES OF  
CITIES AND  
TOWNSHIPS

P  
T  
O  
L  
L  
A  
L  
B  
O  
O  
K

00	00	00	CITY OF CENTER LINE	00
00	00	00	CITY OF EASTPOINTE	00
00	00	00	CITY OF FRASER	00
00	00	00	CITY OF MEMPHIS	00
00	00	00	CITY OF MT. CLEMENS	00
00	00	00	CITY OF NEW BALTIMORE	00
00	00	00	CITY OF RICHMOND	00
00	00	00	CITY OF ROSEVILLE	00
00	00	00	CITY OF ST CLAIR SHORES	00
00	00	00	CITY OF STERLING HGTS	00
00	00	00	CITY OF UTICA	00
00	00	00	CITY OF WARREN	00
00	00	00	*CITIES TOTAL	00
00	00	00	ARMADA TOWNSHIP	00
00	00	00	BRUCE TOWNSHIP	00
00	00	00	CHESTERFIELD TOWNSHIP	00
00	00	00	CLINTON TOWNSHIP	00
1329	2311	3640	HARRISON TOWNSHIP	3804
00	00	00	LAKE TOWNSHIP	00
00	00	00	LENOX TOWNSHIP	00
00	00	00	MACOMB TOWNSHIP	00
00	00	00	RAY TOWNSHIP	00
00	00	00	RICHMOND TOWNSHIP	00
00	00	00	SHELBY TOWNSHIP	00
00	00	00	WASHINGTON TOWNSHIP	00
1329	2311	3640	*TOWNSHIP TOTAL	3804
1329	2311	3640	*GRAND TOTAL	3804

TUESDAY, AUGUST 4, 1998

CITY BY CITY REPORT

MACOMB TOWNSHIP POLICE MILLAGE PROPOSAL

Y  
E  
S

N  
O

T  
O  
T  
A  
L

NAMES OF  
CITIES AND  
TOWNSHIPS

P  
T  
L  
A  
L  
B  
O  
O  
K

00	00	00	CITY OF CENTER LINE	00
00	00	00	CITY OF EASTPOINTE	00
00	00	00	CITY OF FRASER	00
00	00	00	CITY OF MEMPHIS	00
00	00	00	CITY OF MT. CLEMENS	00
00	00	00	CITY OF NEW BALTIMORE	00
00	00	00	CITY OF RICHMOND	00
00	00	00	CITY OF ROSEVILLE	00
00	00	00	CITY OF ST CLAIR SHORES	00
00	00	00	CITY OF STERLING HGTS	00
00	00	00	CITY OF UTICA	00
00	00	00	CITY OF WARREN	00
00	00	00	*CITIES TOTAL	00
00	00	00	ARMADA TOWNSHIP	00
00	00	00	BRUCE TOWNSHIP	00
00	00	00	CHESTERFIELD TOWNSHIP	00
00	00	00	CLINTON TOWNSHIP	00
00	00	00	HARRISON TOWNSHIP	00
00	00	00	LAKE TOWNSHIP	00
00	00	00	LENOX TOWNSHIP	00
3862	990	4852	MACOMB TOWNSHIP	5173
00	00	00	RAY TOWNSHIP	00
00	00	00	RICHMOND TOWNSHIP	00
00	00	00	SHELBY TOWNSHIP	00
00	00	00	WASHINGTON TOWNSHIP	00
3862	990	4852	*TOWNSHIP TOTAL	5173
3862	990	4852	*GRAND TOTAL	5173

STATEMENT OF VOTES, PRIMARY ELECTION  
 TUESDAY, AUGUST 4, 1998  
 CITY BY CITY REPORT  
 SHELBY TWP LOCAL ROAD IMPROVEMENT PROP

Y E S	N O	T O T A L	NAMES OF CITIES AND TOWNSHIPS	P T O L L A L B O O K
-------------	--------	-----------------------	-------------------------------------	---

00	00	00	CITY OF CENTER LINE	00
00	00	00	CITY OF EASTPOINTE	00
00	00	00	CITY OF FRASER	00
00	00	00	CITY OF MEMPHIS	00
00	00	00	CITY OF MT. CLEMENS	00
00	00	00	CITY OF NEW BALTIMORE	00
00	00	00	CITY OF RICHMOND	00
00	00	00	CITY OF ROSEVILLE	00
00	00	00	CITY OF ST CLAIR SHORES	00
00	00	00	CITY OF STERLING HGTS	00
00	00	00	CITY OF UTICA	00
00	00	00	CITY OF WARREN	00
00	00	00	*CITIES TOTAL	00
00	00	00	ARMADA TOWNSHIP	00
00	00	00	BRUCE TOWNSHIP	00
00	00	00	CHESTERFIELD TOWNSHIP	00
00	00	00	CLINTON TOWNSHIP	00
00	00	00	HARRISON TOWNSHIP	00
00	00	00	LAKE TOWNSHIP	00
00	00	00	LENOX TOWNSHIP	00
00	00	00	MACOMB TOWNSHIP	00
00	00	00	RAY TOWNSHIP	00
00	00	00	RICHMOND TOWNSHIP	00
4218	5855	10073	SHELBY TOWNSHIP	10602
00	00	00	WASHINGTON TOWNSHIP	00
4218	5855	10073	*TOWNSHIP TOTAL	10602
4218	5855	10073	*GRAND TOTAL	10602



STATEMENT OF VOTES, PRIMARY ELECTION  
 TUESDAY, AUGUST 4, 1998  
 CITY BY CITY REPORT  
 WASHINGTON TWP POLICE PROTECTION MILLAGE

Y  
E  
S

N  
O

T  
O  
T  
A  
L

NAMES OF  
CITIES AND  
TOWNSHIPS

P  
T  
O  
L  
L  
A  
L  
B  
O  
O  
K

00	00	00	CITY OF CENTER LINE	00
00	00	00	CITY OF EASTPOINTE	00
00	00	00	CITY OF FRASER	00
00	00	00	CITY OF MEMPHIS	00
00	00	00	CITY OF MT. CLEMENS	00
00	00	00	CITY OF NEW BALTIMORE	00
00	00	00	CITY OF RICHMOND	00
00	00	00	CITY OF ROSEVILLE	00
00	00	00	CITY OF ST CLAIR SHORES	00
00	00	00	CITY OF STERLING HGTS	00
00	00	00	CITY OF UTICA	00
00	00	00	CITY OF WARREN	00
00	00	00	*CITIES TOTAL	00
00	00	00	ARMADA TOWNSHIP	00
00	00	00	BRUCE TOWNSHIP	00
00	00	00	CHESTERFIELD TOWNSHIP	00
00	00	00	CLINTON TOWNSHIP	00
00	00	00	HARRISON TOWNSHIP	00
00	00	00	LAKE TOWNSHIP	00
00	00	00	LENOX TOWNSHIP	00
00	00	00	MACOMB TOWNSHIP	00
00	00	00	RAY TOWNSHIP	00
00	00	00	RICHMOND TOWNSHIP	00
00	00	00	SHELBY TOWNSHIP	00
1386	756	2142	WASHINGTON TOWNSHIP	2825
1386	756	2142	*TOWNSHIP TOTAL	2825
1386	756	2142	*GRAND TOTAL	2825

STATEMENT OF VOTES, PRIMARY ELECTION  
 TUESDAY, AUGUST 4, 1998  
 CITY BY CITY REPORT  
 CLINTON - MACOMB PUBLIC LIBRARY MILLAGE

Y E S	N O	T O T A L	NAMES OF CITIES AND TOWNSHIPS	P T O O L T A L B O O K
00	00	00	00 CITY OF CENTER LINE	00
00	00	00	00 CITY OF EASTPOINTE	00
00	00	00	00 CITY OF FRASER	00
00	00	00	00 CITY OF MEMPHIS	00
00	00	00	00 CITY OF MT. CLEMENS	00
00	00	00	00 CITY OF NEW BALTIMORE	00
00	00	00	00 CITY OF RICHMOND	00
00	00	00	00 CITY OF ROSEVILLE	00
00	00	00	00 CITY OF ST CLAIR SHORES	00
00	00	00	00 CITY OF STERLING HGTS	00
00	00	00	00 CITY OF UTICA	00
00	00	00	00 CITY OF WARREN	00
00	00	00	00 *CITIES TOTAL	00
00	00	00	00 ARMADA TOWNSHIP	00
00	00	00	00 BRUCE TOWNSHIP	00
00	00	00	00 CHESTERFIELD TOWNSHIP	00
8054	6422	14476	14476 CLINTON TOWNSHIP	16260
00	00	00	00 HARRISON TOWNSHIP	00
00	00	00	00 LAKE TOWNSHIP	00
00	00	00	00 LENOX TOWNSHIP	00
2733	2080	4813	4813 MACOMB TOWNSHIP	5173
00	00	00	00 RAY TOWNSHIP	00
00	00	00	00 RICHMOND TOWNSHIP	00
00	00	00	00 SHELBY TOWNSHIP	00
00	00	00	00 WASHINGTON TOWNSHIP	00
10787	8502	19289	19289 *TOWNSHIP TOTAL	21433
10787	8502	19289	19289 *GRAND TOTAL	21433

STATE OF MICHIGAN


COUNTY OF MACOMB

WE HEREBY CERTIFY, THAT THE FOREGOING IS A CORRECT TRANSCRIPT OF THE STATEMENT OF THE BOARD OF COUNTY CANVASSERS OF THE COUNTY OF MACOMB, OF THE VOTES GIVEN IN SUCH COUNTY FOR THE OFFICES NAMED IN SAID STATEMENT AND FOR THE PERSONS DESIGNATED THEREIN, AT THE PRIMARY ELECTION HELD ON 4TH DAY OF AUGUST, ONE THOUSAND NINE-HUNDRED AND NINETY-EIGHT, SO FAR AS IT RELATES TO THE VOTES CAST FOR SAID OFFICES, AS IT APPEARS FROM THE ORIGINAL STATEMENT ON FILE IN THE OFFICE OF THE COUNTY CLERK.

IN WITNESS WHEREOF, WE HAVE HEREUNTO SET OUR HANDS AND CAUSED TO BE AFFIXED THE SEAL OF THE CIRCUIT COURT FOR THE COUNTY OF MACOMB THIS 13TH DAY OF AUGUST, 1998.



COUNTY CLERK SIGNATURE



CHAIRPERSON OF THE BOARD OF COUNTY CANVASSERS

CERTIFICATE OF DETERMINATION

STATE OF MICHIGAN

COUNTY OF MACOMB

THE BOARD OF COUNTY CANVASSERS OF MACOMB COUNTY HAVING ASCERTAINED AND CANVASSED THE VOTES OF THE SEVERAL CITIES AND TOWNSHIPS OF THIS COUNTY, AT THE PRIMARY ELECTION HELD ON THE 4TH DAY OF AUGUST ONE THOUSAND NINE-HUNDRED AND NINETY-EIGHT.

DO HEREBY CERTIFY AND DETERMINE

---

THAT LINDA R GOFF  
HAVING RECEIVED THE LARGEST NUMBER OF VOTES IS NOMINATED CANDIDATE BY THE  
REPUBLICAN PARTY FOR THE OFFICE OF  
10TH STATE SENATE DISTRICT.

THAT ARTHUR J MILLER JR  
HAVING RECEIVED THE LARGEST NUMBER OF VOTES IS NOMINATED CANDIDATE BY THE  
DEMOCRATIC PARTY FOR THE OFFICE OF  
10TH STATE SENATE DISTRICT.

THAT JACK BRANDENBURG  
HAVING RECEIVED THE LARGEST NUMBER OF VOTES IS NOMINATED CANDIDATE BY THE  
REPUBLICAN PARTY FOR THE OFFICE OF  
11TH STATE SENATE DISTRICT.

THAT KENNETH J DEBEAUSSAERT  
HAVING RECEIVED THE LARGEST NUMBER OF VOTES IS NOMINATED CANDIDATE BY THE  
DEMOCRATIC PARTY FOR THE OFFICE OF  
11TH STATE SENATE DISTRICT.

THAT DAVE JAYE  
HAVING RECEIVED THE LARGEST NUMBER OF VOTES IS NOMINATED CANDIDATE BY THE  
REPUBLICAN PARTY FOR THE OFFICE OF  
12TH STATE SENATE DISTRICT.

THAT DICK KENNEDY  
HAVING RECEIVED THE LARGEST NUMBER OF VOTES IS NOMINATED CANDIDATE BY THE  
DEMOCRATIC PARTY FOR THE OFFICE OF  
12TH STATE SENATE DISTRICT.

THAT BARBARA C URBAN  
HAVING RECEIVED THE LARGEST NUMBER OF VOTES IS NOMINATED CANDIDATE BY THE  
REPUBLICAN PARTY FOR THE OFFICE OF  
26TH STATE REPRESENTATIVE.

THAT WILLIAM CALLAHAN  
HAVING RECEIVED THE LARGEST NUMBER OF VOTES IS NOMINATED CANDIDATE BY THE  
DEMOCRATIC PARTY FOR THE OFFICE OF  
26TH STATE REPRESENTATIVE.

THAT PHILIP F PITTERS  
HAVING RECEIVED THE LARGEST NUMBER OF VOTES IS NOMIMATED CANDIDATE BY THE  
REPUBLICAN PARTY FOR THE OFFICE OF  
27TH STATE REPRESENTATIVE.

THAT MICHAEL SWITALSKI  
HAVING RECEIVED THE LARGEST NUMBER OF VOTES IS NOMIMATED CANDIDATE BY THE  
DEMOCRATIC PARTY FOR THE OFFICE OF  
27TH STATE REPRESENTATIVE.

THAT PAUL E WELCH  
HAVING RECEIVED THE LARGEST NUMBER OF VOTES IS NOMIMATED CANDIDATE BY THE  
REPUBLICAN PARTY FOR THE OFFICE OF  
28TH STATE REPRESENTATIVE DISTRICT.

THAT PAUL WOJNO  
HAVING RECEIVED THE LARGEST NUMBER OF VOTES IS NOMIMATED CANDIDATE BY THE  
DEMOCRATIC PARTY FOR THE OFFICE OF  
28TH STATE REPRESENTATIVE DISTRICT.

THAT JENNIFER FAUNCE  
HAVING RECEIVED THE LARGEST NUMBER OF VOTES IS NOMIMATED CANDIDATE BY THE  
REPUBLICAN PARTY FOR THE OFFICE OF  
29TH STATE REPRESENTATIVE DISTRICT.

THAT CHARLES T BUSSE  
HAVING RECEIVED THE LARGEST NUMBER OF VOTES IS NOMIMATED CANDIDATE BY THE  
DEMOCRATIC PARTY FOR THE OFFICE OF  
29TH STATE REPRESENTATIVE DISTRICT.

THAT SUE ROCCA  
HAVING RECEIVED THE LARGEST NUMBER OF VOTES IS NOMIMATED CANDIDATE BY THE  
REPUBLICAN PARTY FOR THE OFFICE OF  
30TH STATE REPRESENTATIVE DISTRICT.

THAT ROGER A FACHINI  
HAVING RECEIVED THE LARGEST NUMBER OF VOTES IS NOMIMATED CANDIDATE BY THE  
DEMOCRATIC PARTY FOR THE OFFICE OF  
30TH STATE REPRESENTATIVE DISTRICT.

THAT QUINNIE E CODY  
HAVING RECEIVED THE LARGEST NUMBER OF VOTES IS NOMIMATED CANDIDATE BY THE  
REPUBLICAN PARTY FOR THE OFFICE OF  
31ST STATE REPRESENTATIVE DISTRICT.

THAT PAUL GIELEGHEM  
HAVING RECEIVED THE LARGEST NUMBER OF VOTES IS NOMIMATED CANDIDATE BY THE  
DEMOCRATIC PARTY FOR THE OFFICE OF  
31ST STATE REPRESENTATIVE DISTRICT.

THAT ALAN SANBORN  
HAVING RECEIVED THE LARGEST NUMBER OF VOTES IS NOMIMATED CANDIDATE BY THE  
REPUBLICAN PARTY FOR THE OFFICE OF  
32ND STATE REPRESENTATIVE DISTRICT.

THAT ARISTIDIS ANDREOPOULOS  
HAVING RECEIVED THE LARGEST NUMBER OF VOTES IS NOMIMATED CANDIDATE BY THE  
DEMOCRATIC PARTY FOR THE OFFICE OF  
32ND STATE REPRESENTATIVE DISTRICT.

THAT JANET KUKUK  
HAVING RECEIVED THE LARGEST NUMBER OF VOTES IS NOMIMATED CANDIDATE BY THE  
REPUBLICAN PARTY FOR THE OFFICE OF  
33RD STATE REPRESENTATIVE DISTRICT.

THAT CHARLES LOCKLEAR  
HAVING RECEIVED THE LARGEST NUMBER OF VOTES IS NOMIMATED CANDIDATE BY THE  
DEMOCRATIC PARTY FOR THE OFFICE OF  
33RD STATE REPRESENTATIVE DISTRICT.

THAT BARRY F GOFF  
HAVING RECEIVED THE LARGEST NUMBER OF VOTES IS NOMIMATED CANDIDATE BY THE  
REPUBLICAN PARTY FOR THE OFFICE OF  
COUNTY COMMISSIONER DISTRICT 1.

THAT RALPH A LIBERATO  
HAVING RECEIVED THE LARGEST NUMBER OF VOTES IS NOMIMATED CANDIDATE BY THE  
DEMOCRATIC PARTY FOR THE OFFICE OF  
COUNTY COMMISSIONER DISTRICT 1.

THAT MARVIN E SAUGER  
HAVING RECEIVED THE LARGEST NUMBER OF VOTES IS NOMIMATED CANDIDATE BY THE  
DEMOCRATIC PARTY FOR THE OFFICE OF  
COUNTY COMMISSIONER DISTRICT 2.

THAT MARIA URBANIAK  
HAVING RECEIVED THE LARGEST NUMBER OF VOTES IS NOMIMATED CANDIDATE BY THE  
REPUBLICAN PARTY FOR THE OFFICE OF  
COUNTY COMMISSIONER DISTRICT 3.

THAT PHILLIP A DIMARIA  
HAVING RECEIVED THE LARGEST NUMBER OF VOTES IS NOMIMATED CANDIDATE BY THE  
DEMOCRATIC PARTY FOR THE OFFICE OF  
COUNTY COMMISSIONER DISTRICT 3.

THAT LOUIS J BURDI  
HAVING RECEIVED THE LARGEST NUMBER OF VOTES IS NOMIMATED CANDIDATE BY THE  
DEMOCRATIC PARTY FOR THE OFFICE OF  
COUNTY COMMISSIONER DISTRICT 4.

THAT JAMES H KRAMER  
HAVING RECEIVED THE LARGEST NUMBER OF VOTES IS NOMIMATED CANDIDATE BY THE  
REPUBLICAN PARTY FOR THE OFFICE OF  
COUNTY COMMISSIONER DISTRICT 5.

THAT DENNIS OLSHOVE  
HAVING RECEIVED THE LARGEST NUMBER OF VOTES IS NOMIMATED CANDIDATE BY THE  
DEMOCRATIC PARTY FOR THE OFFICE OF  
COUNTY COMMISSIONER DISTRICT 5.

THAT RICHARD C AMBROW JR  
HAVING RECEIVED THE LARGEST NUMBER OF VOTES IS NOMIMATED CANDIDATE BY THE  
REPUBLICAN PARTY FOR THE OFFICE OF  
COUNTY COMMISSIONER DISTRICT 6.

THAT JOAN FLYNN  
HAVING RECEIVED THE LARGEST NUMBER OF VOTES IS NOMIMATED CANDIDATE BY THE  
DEMOCRATIC PARTY FOR THE OFFICE OF  
COUNTY COMMISSIONER DISTRICT 6.

THAT SAL ROCCA  
HAVING RECEIVED THE LARGEST NUMBER OF VOTES IS NOMIMATED CANDIDATE BY THE  
REPUBLICAN PARTY FOR THE OFFICE OF  
COUNTY COMMISSIONER DISTRICT 7.

THAT JJ BUCCELLATO  
HAVING RECEIVED THE LARGEST NUMBER OF VOTES IS NOMIMATED CANDIDATE BY THE  
DEMOCRATIC PARTY FOR THE OFFICE OF  
COUNTY COMMISSIONER DISTRICT 7.

THAT ELIZABETH A MUNEM  
HAVING RECEIVED THE LARGEST NUMBER OF VOTES IS NOMIMATED CANDIDATE BY THE  
REPUBLICAN PARTY FOR THE OFFICE OF  
COUNTY COMMISSIONER DISTRICT 8.

THAT DIANA J KOLAKOWSKI  
HAVING RECEIVED THE LARGEST NUMBER OF VOTES IS NOMIMATED CANDIDATE BY THE  
DEMOCRATIC PARTY FOR THE OFFICE OF  
COUNTY COMMISSIONER DISTRICT 8.

THAT LARRY ROCCA  
HAVING RECEIVED THE LARGEST NUMBER OF VOTES IS NOMIMATED CANDIDATE BY THE  
REPUBLICAN PARTY FOR THE OFFICE OF  
COUNTY COMMISSIONER DISTRICT 9.

THAT ROBERT MIJAC  
HAVING RECEIVED THE LARGEST NUMBER OF VOTES IS NOMIMATED CANDIDATE BY THE  
DEMOCRATIC PARTY FOR THE OFFICE OF  
COUNTY COMMISSIONER DISTRICT 9.

THAT PHILIS DESAELE  
HAVING RECEIVED THE LARGEST NUMBER OF VOTES IS NOMIMATED CANDIDATE BY THE  
REPUBLICAN PARTY FOR THE OFFICE OF  
COUNTY COMMISSIONER DISTRICT 10.

THAT THOMAS M CAULEY  
HAVING RECEIVED THE LARGEST NUMBER OF VOTES IS NOMIMATED CANDIDATE BY THE  
DEMOCRATIC PARTY FOR THE OFFICE OF  
COUNTY COMMISSIONER DISTRICT 10.

THAT ED SZCZEPANSKI  
HAVING RECEIVED THE LARGEST NUMBER OF VOTES IS NOMIMATED CANDIDATE BY THE  
REPUBLICAN PARTY FOR THE OFFICE OF  
COUNTY COMMISSIONER DISTRICT 11.

THAT LINDA M MCGRAIL  
HAVING RECEIVED THE LARGEST NUMBER OF VOTES IS NOMIMATED CANDIDATE BY THE  
DEMOCRATIC PARTY FOR THE OFFICE OF  
COUNTY COMMISSIONER DISTRICT 11.

THAT FRAN GILLET  
HAVING RECEIVED THE LARGEST NUMBER OF VOTES IS NOMIMATED CANDIDATE BY THE  
REPUBLICAN PARTY FOR THE OFFICE OF  
COUNTY COMMISSIONER DISTRICT 12.

THAT MARY M NOWOSIELSKI  
HAVING RECEIVED THE LARGEST NUMBER OF VOTES IS NOMIMATED CANDIDATE BY THE  
DEMOCRATIC PARTY FOR THE OFFICE OF  
COUNTY COMMISSIONER DISTRICT 12.

THAT DON BROWN  
HAVING RECEIVED THE LARGEST NUMBER OF VOTES IS NOMIMATED CANDIDATE BY THE  
REPUBLICAN PARTY FOR THE OFFICE OF  
COUNTY COMMISSIONER DISTRICT 13.

THAT LORRETTA A QUINN  
HAVING RECEIVED THE LARGEST NUMBER OF VOTES IS NOMIMATED CANDIDATE BY THE  
DEMOCRATIC PARTY FOR THE OFFICE OF  
COUNTY COMMISSIONER DISTRICT 13.

THAT JOHN C HERTEL  
HAVING RECEIVED THE LARGEST NUMBER OF VOTES IS NOMIMATED CANDIDATE BY THE  
DEMOCRATIC PARTY FOR THE OFFICE OF  
COUNTY COMMISSIONER DISTRICT 14.

THAT NICHOLYN ANN BRANDENBURG  
HAVING RECEIVED THE LARGEST NUMBER OF VOTES IS NOMIMATED CANDIDATE BY THE  
REPUBLICAN PARTY FOR THE OFFICE OF  
COUNTY COMMISSIONER DISTRICT 15.

THAT RICHARD ONAGA  
HAVING RECEIVED THE LARGEST NUMBER OF VOTES IS NOMIMATED CANDIDATE BY THE  
DEMOCRATIC PARTY FOR THE OFFICE OF  
COUNTY COMMISSIONER DISTRICT 15.

THAT LEON DROLET  
HAVING RECEIVED THE LARGEST NUMBER OF VOTES IS NOMIMATED CANDIDATE BY THE  
REPUBLICAN PARTY FOR THE OFFICE OF  
COUNTY COMMISSIONER DISTRICT 16.

THAT GEORGE FITZGERALD  
HAVING RECEIVED THE LARGEST NUMBER OF VOTES IS NOMIMATED CANDIDATE BY THE  
DEMOCRATIC PARTY FOR THE OFFICE OF  
COUNTY COMMISSIONER DISTRICT 16.

THAT REBECCA JOANANN PAQUETTE  
HAVING RECEIVED THE LARGEST NUMBER OF VOTES IS NOMIMATED CANDIDATE BY THE  
REPUBLICAN PARTY FOR THE OFFICE OF  
COUNTY COMMISSIONER DISTRICT 17.



THAT BOBBY L HILL  
HAVING RECEIVED THE LARGEST NUMBER OF VOTES IS NOMIMATED CANDIDATE BY THE  
DEMOCRATIC PARTY FOR THE OFFICE OF  
COUNTY COMMISSIONER DISTRICT 17.

THAT MICHAEL C SESSA  
HAVING RECEIVED THE LARGEST NUMBER OF VOTES IS NOMIMATED CANDIDATE BY THE  
REPUBLICAN PARTY FOR THE OFFICE OF  
COUNTY COMMISSIONER DISTRICT 18.

THAT CHARLEEN O'NEILL  
HAVING RECEIVED THE LARGEST NUMBER OF VOTES IS NOMIMATED CANDIDATE BY THE  
DEMOCRATIC PARTY FOR THE OFFICE OF  
COUNTY COMMISSIONER DISTRICT 18.

THAT JAMES M PERNA  
HAVING RECEIVED THE LARGEST NUMBER OF VOTES IS NOMIMATED CANDIDATE BY THE  
DEMOCRATIC PARTY FOR THE OFFICE OF  
COUNTY COMMISSIONER DISTRICT 19.

THAT CARL RUSSO  
HAVING RECEIVED THE LARGEST NUMBER OF VOTES IS NOMIMATED CANDIDATE BY THE  
REPUBLICAN PARTY FOR THE OFFICE OF  
COUNTY COMMISSIONER DISTRICT 20.

THAT NANCY M WHITE  
HAVING RECEIVED THE LARGEST NUMBER OF VOTES IS NOMIMATED CANDIDATE BY THE  
DEMOCRATIC PARTY FOR THE OFFICE OF  
COUNTY COMMISSIONER DISTRICT 20.

THAT JAMES ZELMANSKI  
HAVING RECEIVED THE LARGEST NUMBER OF VOTES IS NOMIMATED CANDIDATE BY THE  
REPUBLICAN PARTY FOR THE OFFICE OF  
COUNTY COMMISSIONER DISTRICT 21.

THAT LEONARD HAGGERTY  
HAVING RECEIVED THE LARGEST NUMBER OF VOTES IS NOMIMATED CANDIDATE BY THE  
DEMOCRATIC PARTY FOR THE OFFICE OF  
COUNTY COMMISSIONER DISTRICT 21.

THAT JOSEPH D DEFELICE  
HAVING RECEIVED THE LARGEST NUMBER OF VOTES IS NOMIMATED CANDIDATE BY THE  
REPUBLICAN PARTY FOR THE OFFICE OF  
COUNTY COMMISSIONER DISTRICT 22.

THAT ELIZABETH M SLINDE  
HAVING RECEIVED THE LARGEST NUMBER OF VOTES IS NOMIMATED CANDIDATE BY THE  
DEMOCRATIC PARTY FOR THE OFFICE OF  
COUNTY COMMISSIONER DISTRICT 22.

THAT MARC E SCHOCKER  
HAVING RECEIVED THE LARGEST NUMBER OF VOTES IS NOMIMATED CANDIDATE BY THE  
REPUBLICAN PARTY FOR THE OFFICE OF  
COUNTY COMMISSIONER DISTRICT 23.

THAT THOMAS L RAYMUS  
HAVING RECEIVED THE LARGEST NUMBER OF VOTES IS NOMIMATED CANDIDATE BY THE  
DEMOCRATIC PARTY FOR THE OFFICE OF  
COUNTY COMMISSIONER DISTRICT 23.

THAT ROLAND R FRASCHETTI  
HAVING RECEIVED THE LARGEST NUMBER OF VOTES IS NOMIMATED CANDIDATE BY THE  
REPUBLICAN PARTY FOR THE OFFICE OF  
COUNTY COMMISSIONER DISTRICT 24.

THAT JACK L FIELDS  
HAVING RECEIVED THE LARGEST NUMBER OF VOTES IS NOMIMATED CANDIDATE BY THE  
DEMOCRATIC PARTY FOR THE OFFICE OF  
COUNTY COMMISSIONER DISTRICT 24.

THAT EARL E HILDEBRANDT  
HAVING RECEIVED THE LARGEST NUMBER OF VOTES IS NOMIMATED CANDIDATE BY THE  
REPUBLICAN PARTY FOR THE OFFICE OF  
COUNTY COMMISSIONER DISTRICT 25.

THAT PEGGY A KENNARD  
HAVING RECEIVED THE LARGEST NUMBER OF VOTES IS NOMIMATED CANDIDATE BY THE  
DEMOCRATIC PARTY FOR THE OFFICE OF  
COUNTY COMMISSIONER DISTRICT 25.

DO HEREBY CERTIFY AND DETERMINE:

THAT THE FOLLOWING PROPOSITIONS OR QUESTIONS WERE PASSED OR DEFEATED AS INDICATED BELOW:

**PUBLIC TRANSPORTATION MILLAGE**

**MACOMB COUNTY PUBLIC TRANSPORTATION MILLAGE RENEWAL**  
IF APPROVED, THIS PROPOSAL WILL RENEW THE 0.33 MILLS LEVIED BY MACOMB COUNTY IN 1995, 1996 AND 1997 AND ALLOW CONTINUED SUPPORT IN AID OF THE SUBURBAN MOBILITY AUTHORITY FOR REGIONAL TRANSPORTATION (SMART) AND ITS PURPOSES OF SERVING THE ELDERLY, HANDICAPPED AND GENERAL PUBLIC OF MACOMB COUNTY.

SHALL THE 0.33 MILL, (33 CENTS PER \$1,000 OF TAXABLE VALUE), INCREASE ON THE LIMITATION ON THE AMOUNT OF TAXES IMPOSED ON TAXABLE PROPERTY IN MACOMB COUNTY, WHICH EXPIRED WITH THE 1997 TAX LEVY, BE RENEWED FOR FOUR (4) YEARS, 1998, 1999, 2000 AND 2001, INCLUSIVE, FOR THE PURPOSE OF MAKING CONTRIBUTIONS IN AID OF THE SUBURBAN MOBILITY AUTHORITY FOR REGIONAL TRANSPORTATION ("SMART") AND ITS PURPOSE OF SERVING THE ELDERLY, HANDICAPPED AND GENERAL PUBLIC IN MACOMB COUNTY? IT IS ESTIMATED THAT 0.33 MILLS WOULD RAISE APPROXIMATELY 5.7 MILLION DOLLARS WHEN LEVIED IN 1998.

HAVING RECEIVED SUFFICIENT VOTES WAS PASSED.

DO HEREBY CERTIFY AND DETERMINE:

THAT THE FOLLOWING PROPOSITIONS OR QUESTIONS WERE PASSED OR DEFEATED AS INDICATED BELOW:

**MACOMB COMMUNITY COLLEGE TECHNOLOGY BOND PROPOSAL**

**MACOMB COMMUNITY COLLEGE TECHNOLOGY BOND PROPOSAL**

APPROVAL OF THIS PROPOSAL WOULD PERMIT THE COLLEGE TO BORROW UP TO \$19.2 MILLION DOLLARS FOR THE PURPOSE OF ACQUIRING AND INSTALLING TECHNOLOGY, INCLUDING COMPUTER HARDWARE, SOFTWARE, AND COMMUNICATIONS DEVICES USED FOR STUDENT LEARNING, LIBRARY REFERENCE, COMMUNITY ACCESS AND OTHER COLLEGE PURPOSES.

SHALL THE COMMUNITY COLLEGE DISTRICT OF THE COUNTY OF MACOMB BORROW THE SUM OF NOT MORE THAN NINETEEN MILLION TWO HUNDRED THOUSAND (\$19,200,000) AND ISSUE ONE OR MORE SERIES OF ITS GENERAL OBLIGATION UNLIMITED TAX BONDS THEREFOR, FOR THE PURPOSE OF DEFRAYING THE COST OF ACQUIRING AND INSTALLING TECHNOLOGY EQUIPMENT AND RENOVATING, EQUIPPING AND REEQUIPPING COMMUNITY COLLEGE BUILDINGS FOR TECHNOLOGY?

HAVING RECEIVED SUFFICIENT VOTES WAS PASSED.

DO HEREBY CERTIFY AND DETERMINE:

THAT THE FOLLOWING PROPOSITIONS OR QUESTIONS WERE PASSED OR DEFEATED AS INDICATED BELOW:

FRASER CITY HALL/PUBLIC SAFETY BOND

FRASER CITY HALL/PUBLIC SAFETY BUILDING  
BOND PROPOSITION

SHALL THE CITY OF FRASER, COUNTY OF MACOMB, MICHIGAN, BORROW THE PRINCIPAL SUM OF NOT TO EXCEED \$5,750,000, AND ISSUE ITS UNLIMITED TAX GENERAL OBLIGATION BONDS THEREFOR, FOR THE PURPOSES OF PAYING ALL OR PART OF THE COSTS OF CONSTRUCTING, COMPLETING, EQUIPPING, AND FURNISHING A NEW CITY HALL/PUBLIC SAFETY BUILDING; PREPARING, DEVELOPING, AND IMPROVING THE SITE THEREFOR, INCLUDING ENTRANCES, APPROACHES, PARKING FACILITIES, LANDSCAPING, AND DEMOLITION OF THE EXISTING STRUCTURE; AND ALL NECESSARY AND RELATED COSTS?

HAVING RECEIVED SUFFICIENT VOTES WAS PASSED.

OFFICIAL MACOMB COUNTY VOTE TOTALS  
(SUMMARY OF COUNTY CANVASSER'S STATEMENT)  
PRIMARY ELECTION  
AUGUST 4, 1998

STATE OF MICHIGAN  
COUNTY OF MACOMB

WE DO HEREBY CERTIFY, THAT THE FOREGOING IS A CORRECT STATEMENT OF THE VOTES GIVEN IN THE COUNTY OF MACOMB, FOR THE OFFICES NAMED IN SUCH STATEMENT AND FOR THE PERSONS DESIGNATED THEREIN, AT THE PRIMARY ELECTION HELD ON THE 4TH DAY OF AUGUST IN THE YEAR ONE THOUSAND NINE-HUNDRED AND NINETY-EIGHT

IN WITNESS WHEREOF, WE HAVE HEREUNTO SET OUR HANDS AND CAUSED TO BE AFFIXED THE SEAL OF THE CIRCUIT COURT FOR THE COUNTY OF MACOMB THIS 13TH DAY OF AUGUST, 1998.

Patricia Bill BOARD

Betty Brodacki OF

James J. Phurstone COUNTY

Joanne L. Paraventi CANVASSERS

ATTEST:

Carmella Sabour  
CLERK OF THE BOARD OF COUNTY CANVASSERS

STATE OF MICHIGAN


COUNTY OF MACOMB

WE HEREBY CERTIFY, THAT THE FOREGOING IS A CORRECT TRANSCRIPT OF THE STATEMENT OF THE BOARD OF COUNTY CANVASSERS OF THE COUNTY OF MACOMB, OF THE VOTES GIVEN IN SUCH COUNTY FOR THE OFFICES NAMED IN SAID STATEMENT AND FOR THE PERSONS DESIGNATED THEREIN, AT THE PRIMARY ELECTION HELD ON 4TH DAY OF AUGUST, ONE THOUSAND NINE-HUNDRED AND NINETY-EIGHT, SO FAR AS IT RELATES TO THE VOTES CAST FOR SAID OFFICES, AS IT APPEARS FROM THE ORIGINAL STATEMENT ON FILE IN THE OFFICE OF THE COUNTY CLERK.

IN WITNESS WHEREOF, WE HAVE HEREUNTO SET OUR HANDS AND CAUSED TO BE AFFIXED THE SEAL OF THE CIRCUIT COURT FOR THE COUNTY OF MACOMB THIS 13TH DAY OF AUGUST, 1998.



COUNTY CLERK SIGNATURE



CHAIRPERSON OF THE BOARD OF COUNTY CANVASSERS


STATE OF MICHIGAN

COUNTY OF MACOMB

WE HEREBY CERTIFY, THAT THE FOREGOING IS A CORRECT TRANSCRIPT OF THE STATEMENT OF THE BOARD OF COUNTY CANVASSERS OF THE COUNTY OF MACOMB, OF THE VOTES GIVEN IN SUCH COUNTY FOR THE OFFICES NAMED IN SAID STATEMENT AND FOR THE PERSONS DESIGNATED THEREIN, AT THE PRIMARY ELECTION HELD ON 4TH DAY OF AUGUST, ONE THOUSAND NINE-HUNDRED AND NINETY-EIGHT, SO FAR AS IT RELATES TO THE VOTES CAST FOR SAID OFFICES, AS IT APPEARS FROM THE ORIGINAL STATEMENT ON FILE IN THE OFFICE OF THE COUNTY CLERK.

IN WITNESS WHEREOF, WE HAVE HEREUNTO SET OUR HANDS AND CAUSED TO BE AFFIXED THE SEAL OF THE CIRCUIT COURT FOR THE COUNTY OF MACOMB THIS 13TH DAY OF AUGUST, 1998.

  
-----  
COUNTY CLERK SIGNATURE

  
-----  
CHAIRPERSON OF THE BOARD OF COUNTY CANVASSERS



STATE OF MICHIGAN

COUNTY OF MACOMB


WE HEREBY CERTIFY, THAT THE FOREGOING IS A CORRECT TRANSCRIPT OF THE STATEMENT OF THE BOARD OF COUNTY CANVASSERS OF THE COUNTY OF MACOMB, OF THE VOTES GIVEN IN SUCH COUNTY FOR THE OFFICES NAMED IN SAID STATEMENT AND FOR THE PERSONS DESIGNATED THEREIN, AT THE PRIMARY ELECTION HELD ON 4TH DAY OF AUGUST, ONE THOUSAND NINE-HUNDRED AND NINETY-EIGHT, SO FAR AS IT RELATES TO THE VOTES CAST FOR SAID OFFICES, AS IT APPEARS FROM THE ORIGINAL STATEMENT ON FILE IN THE OFFICE OF THE COUNTY CLERK.

IN WITNESS WHEREOF, WE HAVE HEREUNTO SET OUR HANDS AND CAUSED TO BE AFFIXED THE SEAL OF THE CIRCUIT COURT FOR THE COUNTY OF MACOMB THIS 13TH DAY OF AUGUST, 1998.



---

COUNTY CLERK SIGNATURE



---

CHAIRPERSON OF THE BOARD OF COUNTY CANVASSERS

STATE OF MICHIGAN


COUNTY OF MACOMB

WE HEREBY CERTIFY, THAT THE FOREGOING IS A CORRECT TRANSCRIPT OF THE STATEMENT OF THE BOARD OF COUNTY CANVASSERS OF THE COUNTY OF MACOMB, OF THE VOTES GIVEN IN SUCH COUNTY FOR THE OFFICES NAMED IN SAID STATEMENT AND FOR THE PERSONS DESIGNATED THEREIN, AT THE PRIMARY ELECTION HELD ON 4TH DAY OF AUGUST, ONE THOUSAND NINE-HUNDRED AND NINETY-EIGHT, SO FAR AS IT RELATES TO THE VOTES CAST FOR SAID OFFICES, AS IT APPEARS FROM THE ORIGINAL STATEMENT ON FILE IN THE OFFICE OF THE COUNTY CLERK.

IN WITNESS WHEREOF, WE HAVE HEREUNTO SET OUR HANDS AND CAUSED TO BE AFFIXED THE SEAL OF THE CIRCUIT COURT FOR THE COUNTY OF MACOMB THIS 13TH DAY OF AUGUST, 1998.



COUNTY CLERK SIGNATURE



CHAIRPERSON OF THE BOARD OF COUNTY CANVASSERS

STATE OF MICHIGAN


COUNTY OF MACOMB

WE HEREBY CERTIFY, THAT THE FOREGOING IS A CORRECT TRANSCRIPT OF THE STATEMENT OF THE BOARD OF COUNTY CANVASSERS OF THE COUNTY OF MACOMB, OF THE VOTES GIVEN IN SUCH COUNTY FOR THE OFFICES NAMED IN SAID STATEMENT AND FOR THE PERSONS DESIGNATED THEREIN, AT THE PRIMARY ELECTION HELD ON 4TH DAY OF AUGUST, ONE THOUSAND NINE-HUNDRED AND NINETY-EIGHT, SO FAR AS IT RELATES TO THE VOTES CAST FOR SAID OFFICES, AS IT APPEARS FROM THE ORIGINAL STATEMENT ON FILE IN THE OFFICE OF THE COUNTY CLERK.

IN WITNESS WHEREOF, WE HAVE HEREUNTO SET OUR HANDS AND CAUSED TO BE AFFIXED THE SEAL OF THE CIRCUIT COURT FOR THE COUNTY OF MACOMB THIS 13TH DAY OF AUGUST, 1998.

  
-----

COUNTY CLERK SIGNATURE

  
-----

CHAIRPERSON OF THE BOARD OF COUNTY CANVASSERS

OFFICIAL MACOMB COUNTY VOTE TOTALS  
(SUMMARY OF COUNTY CANVASSER'S STATEMENT)  
PRIMARY ELECTION  
AUGUST 4, 1998

STATE OF MICHIGAN

COUNTY OF MACOMB

WE DO HEREBY CERTIFY, THAT THE FOREGOING IS A CORRECT STATEMENT OF THE VOTES GIVEN IN THE COUNTY OF MACOMB, FOR THE OFFICES NAMED IN SUCH STATEMENT AND FOR THE PERSONS DESIGNATED THEREIN, AT THE PRIMARY ELECTION HELD ON THE 4TH DAY OF AUGUST IN THE YEAR ONE THOUSAND NINE-HUNDRED AND NINETY-EIGHT

IN WITNESS WHEREOF, WE HAVE HEREUNTO SET OUR HANDS AND CAUSED TO BE AFFIXED THE SEAL OF THE CIRCUIT COURT FOR THE COUNTY OF MACOMB THIS 13TH DAY OF AUGUST 1998.

Patricia Bill BOARD

Betty Brodacki OF

James J. Johnston COUNTY

Joanne L. Paramenti CANVASSERS

ATTEST:

Carmella Sabary  
CLERK OF THE BOARD OF COUNTY CANVASSERS