



Election Results

Macomb County 2008 General Election

Click below for the official results of the November 4, 2008 General Election for Macomb County as the results are tabulated.

This site is brought to you by [Macomb County Clerk/Register of Deeds Carmella Sabaugh](#).
Macomb County campaign finance documents are available online.



Carmella Sabaugh
Macomb Co. Clerk/
Register of Deeds



Results

Click for election results by race, including breakdown by precincts.



Precinct Reporting Details

Click for a listing of precincts and jurisdictions yet to report.



Campaign Finance Reports

Click for Campaign Finance Reports, committees that still owe fees to the County, and more.



More Election Information

Click to visit the Macomb County Clerk's Election Department's website.



Voter Turnout

Click for a listing of voter turnout by jurisdiction.



Election Results

Macomb County 2008 General Election

U.S. President

- > [President/Vice President of the United States](#)

U.S. Congress

- > [United States Senator](#)
- > [U.S. Representative - District 10](#)
- > [U.S. Representative - District 12](#)

State Representative

- > [District 24](#)
- > [District 25](#)
- > [District 28](#)
- > [District 30](#)
- > [District 31](#)
- > [District 32](#)
- > [District 33](#)
- > [District 36](#)
- > [District 42](#)

Statewide Offices

- > [State Board of Education](#)
- > [University of Michigan Board of Regents](#)
- > [Michigan State University Board of Trustees](#)
- > [Wayne State University Board of Governors](#)

Macomb County Offices

- > [Prosecuting Attorney](#)
- > [Sheriff](#)
- > [Clerk/Register of Deeds](#)
- > [Treasurer](#)
- > [Public Works Commissioner](#)

Macomb County Commissioner

- > [District 1](#)
- > [District 2](#)
- > [District 3](#)
- > [District 4](#)
- > [District 5](#)
- > [District 6](#)
- > [District 7](#)
- > [District 8](#)
- > [District 9](#)
- > [District 10](#)
- > [District 11](#)
- > [District 12](#)
- > [District 13](#)

- > [District 14](#)
- > [District 15](#)
- > [District 16](#)
- > [District 17](#)
- > [District 18](#)
- > [District 19](#)
- > [District 20](#)
- > [District 21](#)
- > [District 22](#)
- > [District 23](#)
- > [District 24](#)
- > [District 25](#)
- > [District 26](#)

Macomb County Charter Commissioner

- > [District 1](#)
- > [District 2](#)
- > [District 3](#)
- > [District 4](#)
- > [District 5](#)
- > [District 6](#)
- > [District 7](#)
- > [District 8](#)
- > [District 9](#)
- > [District 10](#)
- > [District 11](#)
- > [District 12](#)
- > [District 13](#)
- > [District 14](#)
- > [District 15](#)
- > [District 16](#)
- > [District 17](#)
- > [District 18](#)
- > [District 19](#)
- > [District 20](#)
- > [District 21](#)
- > [District 22](#)
- > [District 23](#)
- > [District 24](#)
- > [District 25](#)
- > [District 26](#)

Township Offices

- > [Armada Twp Supervisor](#)
- > [Armada Twp Clerk](#)
- > [Armada Twp Treasurer](#)
- > [Armada Twp Trustee](#)
- > [Bruce Twp Supervisor](#)
- > [Bruce Twp Clerk](#)
- > [Bruce Twp Treasurer](#)
- > [Bruce Twp Trustee](#)
- > [Chesterfield Twp Supervisor](#)
- > [Chesterfield Twp Clerk](#)
- > [Chesterfield Twp Treasurer](#)

- > Chesterfield Twp Trustee
- > Chesterfield Twp Library Board
- > Clinton Twp Supervisor
- > Clinton Twp Clerk
- > Clinton Twp Treasurer
- > Clinton Twp Trustee
- > Harrison Twp Supervisor
- > Harrison Twp Clerk
- > Harrison Twp Treasurer
- > Harrison Twp Trustee
- > Lake Twp Supervisor
- > Lake Twp Clerk
- > Lake Twp Treasurer
- > Lake Twp Trustee
- > Lenox Twp Supervisor
- > Lenox Twp Clerk
- > Lenox Twp Treasurer
- > Lenox Twp Trustee
- > Lenox Twp Library Board
- > Macomb Twp Supervisor
- > Macomb Twp Clerk
- > Macomb Twp Treasurer
- > Macomb Twp Trustee
- > Ray Twp Supervisor
- > Ray Twp Clerk
- > Ray Twp Treasurer
- > Ray Twp Trustee
- > Ray Twp Library Board
- > Richmond Twp Supervisor
- > Richmond Twp Clerk
- > Richmond Twp Treasurer
- > Richmond Twp Trustee
- > Shelby Twp Supervisor
- > Shelby Twp Clerk
- > Shelby Twp Treasurer
- > Shelby Twp Trustee
- > Washington Twp Supervisor
- > Washington Twp Clerk
- > Washington Twp Treasurer
- > Washington Twp Trustee

Judgeships

- > Supreme Court Justice
- > Court of Appeals Judge - District 2
- > Court of Appeals Judge - District 2 (Partial term)
- > Circuit Court Judge - Circuit 16
- > Probate Court Judge
- > District Court Judge - District 37
- > District Court Judge - District 38
- > District Court Judge - District 39
- > District Court Judge - District 40
- > District Court Judge - District 41A
- > District Court Judge - District 41B
- > District Court Judge - District 41B (Partial term)

- > District Court Judge - District 42 - Division I

Village Offices

- > Armada Village President
- > Armada Village Clerk
- > Armada Village Treasurer
- > Armada Village Trustee
- > New Haven Village President
- > New Haven Village Clerk
- > New Haven Village Treasurer
- > New Haven Village Trustee
- > New Haven Village Trustee (Partial terms)
- > Romeo Village Trustee

Local Boards of Education

- > Lake Shore Public Schools Board of Education
- > Romeo Community Schools Board of Education
- > South Lake Schools Board of Education

Macomb Community College

- > Macomb Community College Board of Trustees

Proposals

- > Statewide Proposal 08-1
- > Statewide Proposal 08-2
- > Macomb County Veterans' Millage
- > Chesterfield Township Fire Millage
- > Eastpointe Charter Amendment - Proposal A
- > Eastpointe Charter Amendment - Proposal B



Election Results

Macomb County November 4, 2008 Election Precinct Reporting Details

This page contains information about when each jurisdiction reports results. "% In" shows the current number of precincts reporting for that jurisdiction. The "First Report" column shows when they reported the first set of results. When half of the precincts have reported, a timestamp will be recorded in the "50% Reported" column. Once all results are in, the "Results Final" column will be filled-in. You can re-sort the list by clicking any column header.

Updated November 19, 3:07 PM

Jurisdiction	% In	First Report	50% Reported	Results Final
Armada Township	100%	11-04 9:24 PM	11-04 9:40 PM	11-04 9:40 PM
Bruce Township	100%	11-04 9:20 PM	11-04 9:30 PM	11-04 10:20 PM
Center Line	100%	11-04 8:30 PM	11-04 9:54 PM	11-04 10:34 PM
Chesterfield Charter Township	100%	11-04 8:54 PM	11-04 9:54 PM	11-05 06:20 AM
Clinton Township	100%	11-04 10:04 PM	11-04 10:04 PM	11-04 11:50 PM
Eastpointe	100%	11-04 8:44 PM	11-04 10:20 PM	11-05 02:34 AM
Fraser	100%	11-04 8:54 PM	11-04 9:24 PM	11-04 10:34 PM
Harrison Charter Township	100%	11-05 01:48 AM	11-05 01:48 AM	11-05 01:48 AM
Lake Township	100%	11-04 9:14 PM	11-04 9:14 PM	11-04 9:14 PM
Lenox Township	100%	11-04 9:24 PM	11-04 9:30 PM	11-04 10:04 PM
Macomb Township	100%	11-04 10:08 PM	11-04 11:08 PM	11-05 12:14 AM
Memphis	100%	11-04 8:50 PM	11-04 8:50 PM	11-04 8:50 PM
Mt. Clemens	100%	11-04 9:00 PM	11-04 9:40 PM	11-04 10:08 PM
New Baltimore	100%	11-04 9:30 PM	11-04 9:54 PM	11-04 10:34 PM
Ray Township	100%	11-04 9:10 PM	11-04 9:54 PM	11-04 9:54 PM
Richmond Township	100%	11-04 9:10 PM	11-04 9:10 PM	11-04 9:10 PM
Richmond City	100%	11-04 8:40 PM	11-04 9:30 PM	11-04 9:30 PM
Roseville	100%	11-04 8:44 PM	11-04 9:14 PM	11-04 10:54 PM
Shelby Township	100%	11-04 10:04 PM	11-04 10:04 PM	11-05 12:18 AM
St. Clair Shores	100%	11-04 11:50 PM	11-04 11:50 PM	11-04 11:50 PM
Sterling Heights	100%	11-04 9:20 PM	11-04 10:28 PM	11-05 12:44 AM
Utica	100%	11-04 9:00 PM	11-04 9:14 PM	11-04 9:40 PM
Warren	100%	11-04 9:00 PM	11-04 10:20 PM	11-04 11:54 PM
Washington Township	100%	11-04 9:14 PM	11-04 9:40 PM	11-04 10:58 PM



Election Results

Macomb County November 4, 2008 Election Voter Turnout

This page shows you the percentage of registered voters who cast a ballot for this election, by jurisdiction. These numbers will continue to increase until all precincts have reported. You can re-sort the list by clicking a column header.

Updated November 19, 3:07 PM

Jurisdiction ▼	Turnout
Armada Township	76.3%
Bruce Township	78.6%
Center Line	66.8%
Chesterfield Charter Township	71.8%
Clinton Township	67.5%
Eastpointe	68.8%
Fraser	74.1%
Harrison Charter Township	67.6%
Lake Township	72.7%
Lenox Township	68.2%
Macomb Township	76.5%
Memphis	68.2%
Mt. Clemens	59.8%
New Baltimore	75.7%
Ray Township	72%
Richmond Township	71.8%
Richmond City	73.8%
Roseville	63.5%
Shelby Township	72.8%
St. Clair Shores	72.5%
Sterling Heights	69.2%
Utica	69.3%
Warren	62.6%
Washington Township	74.9%
MACOMB COUNTY	69.2%



President/Vice President of the United States
One 4-year term

official results, updated November 19, 3:06 PM

[Race List](#) | [Race Summary](#) | [Race Details](#) | [Race Details \(Printer Friendly\)](#)

450 of 450 (100.0%) precincts reporting

Obama/Biden	DEM	223,784	53.4%	
McCain/Palin	REP	187,663	44.8%	
Nader/Gonzalez	NLP	3,424	0.8%	
Barr/Root	LIB	2,357	0.6%	
Baldwin/Castle	UST	1,228	0.3%	
McKinney/Clemente	GRN	750	0.2%	

These same results may also be obtained via:

- > Election Telephone Hotline: 586.469.5209
- > 24-Hour Fax (Within MI): 1.888.99.CLERK (request document number 6700)
- > 24-Hour Fax (Outside of MI): 1.310.575.5035 (request document number 6700)



United States Senator One 6-year term

official results, updated November 19, 3:06 PM

[Race List](#) | [Race Summary](#) | [Race Details](#) | [Race Details \(Printer Friendly\)](#)

450 of 450 (100.0%) precincts reporting				
Carl Levin	DEM	257,439	63.6%	<div style="width: 63.6%; height: 10px; background-color: red;"></div>
Jack Hoogendyk, Jr.	REP	131,962	32.6%	<div style="width: 32.6%; height: 10px; background-color: red;"></div>
Scotty Boman	LIB	7,905	2.0%	<div style="width: 2.0%; height: 10px; background-color: red;"></div>
Harley G. Mikkelson	GRN	3,093	0.8%	<div style="width: 0.8%; height: 10px; background-color: red;"></div>
Michael N. Nikitin	UST	2,638	0.7%	<div style="width: 0.7%; height: 10px; background-color: red;"></div>
Doug Dern	NLP	1,586	0.4%	<div style="width: 0.4%; height: 10px; background-color: red;"></div>

These same results may also be obtained via:

- > Election Telephone Hotline: 586.469.5209
- > 24-Hour Fax (Within MI): 1.888.99.CLERK (request document number 6700)
- > 24-Hour Fax (Outside of MI): 1.310.575.5035 (request document number 6700)



U.S. Representative in Congress - District 10
 One 2-year term

official results, updated November 19, 3:06 PM

[Race List](#) | [Race Summary](#) | [Race Details](#) | [Race Details \(Printer Friendly\)](#)

190 of 190 (100.0%) precincts reporting				
Candice S. Miller	REP	123,912	65.6%	
Robert Denison	DEM	60,450	32.0%	
Neil Kiernan Stephenson	LIB	2,448	1.3%	
Candace R. Caveny	GRN	2,119	1.1%	

These same results may also be obtained via:

- > Election Telephone Hotline: 586.469.5209
- > 24-Hour Fax (Within MI): 1.888.99.CLERK (request document number 6700)
- > 24-Hour Fax (Outside of MI): 1.310.575.5035 (request document number 6700)



Election Results

U.S. Representative in Congress - District 12 One 2-year term

official results, updated November 19, 3:06 PM

[Race List](#) | [Race Summary](#) | [Race Details](#) | [Race Details \(Printer Friendly\)](#)

260 of 260 (100.0%) precincts reporting				
Sander Levin	DEM	141,080	66.9%	
Bert Copple	REP	60,385	28.6%	
John Vico	LIB	3,622	1.7%	
Les Townsend	UST	3,239	1.5%	
William J. Opalicky	GRN	2,590	1.2%	

These same results may also be obtained via:

- > Election Telephone Hotline: 586.469.5209
- > 24-Hour Fax (Within MI): 1.888.99.CLERK (request document number 6700)
- > 24-Hour Fax (Outside of MI): 1.310.575.5035 (request document number 6700)



State Representative - District 24 One 2-year term

official results, updated November 19, 3:06 PM

[Race List](#) | [Race Summary](#) | [Race Details](#) | [Race Details \(Printer Friendly\)](#)

42 of 42 (100.0%) precincts reporting				
Sarah Roberts	DEM	23,495	49.4%	
Bryan Brandenburg	REP	22,430	47.1%	
Jody Beaubien	GRN	1,678	3.5%	

These same results may also be obtained via:

- > Election Telephone Hotline: 586.469.5209
- > 24-Hour Fax (Within MI): 1.888.99.CLERK (request document number 6700)
- > 24-Hour Fax (Outside of MI): 1.310.575.5035 (request document number 6700)



State Representative - District 25

One 2-year term

official results, updated November 19, 3:06 PM

[Race List](#) | [Race Summary](#) | [Race Details](#) | [Race Details \(Printer Friendly\)](#)

55 of 55 (100.0%) precincts reporting				
Jon M. Switalski	DEM	26,874	62.9%	<div style="width: 62.9%; height: 10px; background-color: red;"></div>
Michael J. Wiecek	REP	14,285	33.5%	<div style="width: 33.5%; height: 10px; background-color: red;"></div>
James Allison	LIB	653	1.5%	<div style="width: 1.5%; height: 10px; background-color: red;"></div>
Richard T. Kuszmar	GRN	453	1.1%	<div style="width: 1.1%; height: 10px; background-color: red;"></div>
Steven Revis	UST	433	1.0%	<div style="width: 1.0%; height: 10px; background-color: red;"></div>

These same results may also be obtained via:

- > Election Telephone Hotline: 586.469.5209
- > 24-Hour Fax (Within MI): 1.888.99.CLERK (request document number 6700)
- > 24-Hour Fax (Outside of MI): 1.310.575.5035 (request document number 6700)



Election Results

State Representative - District 28 One 2-year term

official results, updated November 19, 3:06 PM

[Race List](#) | [Race Summary](#) | [Race Details](#) | [Race Details \(Printer Friendly\)](#)

65 of 65 (100.0%) precincts reporting				
Lesia Liss	DEM	24,659	70.5%	
Jason E. Balaska	REP	10,342	29.5%	

These same results may also be obtained via:

- > Election Telephone Hotline: 586.469.5209
- > 24-Hour Fax (Within MI): 1.888.99.CLERK (request document number 6700)
- > 24-Hour Fax (Outside of MI): 1.310.575.5035 (request document number 6700)



Election Results

State Representative - District 30 One 2-year term

official results, updated November 19, 3:06 PM

[Race List](#) | [Race Summary](#) | [Race Details](#) | [Race Details \(Printer Friendly\)](#)

48 of 48 (100.0%) precincts reporting				
Tory Rocca	REP	25,713	60.0%	
Grant E. Hughes	DEM	17,150	40.0%	

These same results may also be obtained via:

- > Election Telephone Hotline: 586.469.5209
- > 24-Hour Fax (Within MI): 1.888.99.CLERK (request document number 6700)
- > 24-Hour Fax (Outside of MI): 1.310.575.5035 (request document number 6700)



Election Results

State Representative - District 31 One 2-year term

official results, updated November 19, 3:06 PM

[Race List](#) | [Race Summary](#) | [Race Details](#) | [Race Details \(Printer Friendly\)](#)

50 of 50 (100.0%) precincts reporting				
Fred Miller	DEM	26,404	66.1%	
Daniel Tollis	REP	12,277	30.7%	
James Miller	LIB	1,263	3.2%	

These same results may also be obtained via:

- > Election Telephone Hotline: 586.469.5209
- > 24-Hour Fax (Within MI): 1.888.99.CLERK (request document number 6700)
- > 24-Hour Fax (Outside of MI): 1.310.575.5035 (request document number 6700)



State Representative - District 32

One 2-year term

official results, updated November 19, 3:06 PM

[Race List](#) | [Race Summary](#) | [Race Details](#) | [Race Details \(Printer Friendly\)](#)

43 of 43 (100.0%) precincts reporting				
Jennifer Haase	DEM	19,355	51.1%	<div style="width: 51.1%; height: 10px; background-color: red;"></div>
John Accavitti	REP	17,504	46.3%	<div style="width: 46.3%; height: 10px; background-color: red;"></div>
Joseph L. Zemens	LIB	982	2.6%	<div style="width: 2.6%; height: 10px; background-color: red;"></div>

These same results may also be obtained via:

- > Election Telephone Hotline: 586.469.5209
- > 24-Hour Fax (Within MI): 1.888.99.CLERK (request document number 6700)
- > 24-Hour Fax (Outside of MI): 1.310.575.5035 (request document number 6700)



Election Results

State Representative - District 33 One 2-year term

official results, updated November 19, 3:06 PM

[Race List](#) | [Race Summary](#) | [Race Details](#) | [Race Details \(Printer Friendly\)](#)

59 of 59 (100.0%) precincts reporting				
Kim Meltzer	REP	32,923	59.1%	
Andrew Prasiloski	DEM	22,765	40.9%	

These same results may also be obtained via:

- > Election Telephone Hotline: 586.469.5209
- > 24-Hour Fax (Within MI): 1.888.99.CLERK (request document number 6700)
- > 24-Hour Fax (Outside of MI): 1.310.575.5035 (request document number 6700)



Election Results

State Representative - District 36 One 2-year term

official results, updated November 19, 3:06 PM

[Race List](#) | [Race Summary](#) | [Race Details](#) | [Race Details \(Printer Friendly\)](#)

48 of 48 (100.0%) precincts reporting				
Pete Lund	REP	30,753	60.7%	
Robert Murphy	DEM	19,905	39.3%	

These same results may also be obtained via:

- > Election Telephone Hotline: 586.469.5209
- > 24-Hour Fax (Within MI): 1.888.99.CLERK (request document number 6700)
- > 24-Hour Fax (Outside of MI): 1.310.575.5035 (request document number 6700)



Election Results

State Representative - District 42 One 2-year term

official results, updated November 19, 3:06 PM

[Race List](#) | [Race Summary](#) | [Race Details](#) | [Race Details \(Printer Friendly\)](#)

42 of 42 (100.0%) precincts reporting				
Harold L. Haugh	DEM	26,791	70.4%	
Greg Fleming	REP	9,697	25.5%	
Daniel J. Flamand	LIB	1,560	4.1%	

These same results may also be obtained via:

- > Election Telephone Hotline: 586.469.5209
- > 24-Hour Fax (Within MI): 1.888.99.CLERK (request document number 6700)
- > 24-Hour Fax (Outside of MI): 1.310.575.5035 (request document number 6700)



State Board of Education
Two 8-year terms

official results, updated November 19, 3:06 PM

[Race List](#) | [Race Summary](#) | [Race Details](#) | [Race Details \(Printer Friendly\)](#)

450 of 450 (100.0%) precincts reporting

Kathleen Straus	DEM	185,442	27.2%	
John Austin	DEM	180,984	26.5%	
Scott Jenkins	REP	141,043	20.7%	
Richard Zeile	REP	123,308	18.1%	
Karen Adams	UST	17,398	2.5%	
Bill Hall	LIB	11,236	1.6%	
Gail M. Graeser	UST	8,677	1.3%	
Jeff A. Steinport	LIB	8,239	1.2%	
Dwain Reynolds III	GRN	6,563	1.0%	

These same results may also be obtained via:

- > Election Telephone Hotline: 586.469.5209
- > 24-Hour Fax (Within MI): 1.888.99.CLERK (request document number 6700)
- > 24-Hour Fax (Outside of MI): 1.310.575.5035 (request document number 6700)












Election Results

University of Michigan Board of Regents Two 8-year terms

official results, updated November 19, 3:06 PM

[Race List](#) | [Race Summary](#) | [Race Details](#) | [Race Details \(Printer Friendly\)](#)

450 of 450 (100.0%) precincts reporting				
Denise Ilitch	DEM	202,016	30.3%	
Laurence B. Deitch	DEM	163,671	24.5%	
Susan Brown	REP	139,257	20.9%	
John G. LaFond	REP	117,383	17.6%	
Kerry L. Morgan	LIB	10,716	1.6%	
Eric L. Larson	LIB	10,581	1.6%	
Joe Sanger	UST	9,239	1.4%	
Richard Ryskamp	UST	7,862	1.2%	
Ellis Boal	GRN	6,858	1.0%	

These same results may also be obtained via:

- > Election Telephone Hotline: 586.469.5209
- > 24-Hour Fax (Within MI): 1.888.99.CLERK (request document number 6700)
- > 24-Hour Fax (Outside of MI): 1.310.575.5035 (request document number 6700)



Election Results

Michigan State University Board of Trustees Two 8-year terms

official results, updated November 19, 3:06 PM

[Race List](#) | [Race Summary](#) | [Race Details](#) | [Race Details \(Printer Friendly\)](#)

450 of 450 (100.0%) precincts reporting				
Dianne Byrum	DEM	164,839	24.6%	
Diann Woodard	DEM	160,492	24.0%	
George Scott Romney	REP	152,601	22.8%	
Lisa Bouchard	REP	146,962	22.0%	
David A. Brown	LIB	9,844	1.5%	
Robert Gale	UST	9,246	1.4%	
Crystal Van Sickle	UST	8,465	1.3%	
Therese Marie Storm	GRN	8,463	1.3%	
Joseph Rosenquist	LIB	8,206	1.2%	

These same results may also be obtained via:

- > Election Telephone Hotline: 586.469.5209
- > 24-Hour Fax (Within MI): 1.888.99.CLERK (request document number 6700)
- > 24-Hour Fax (Outside of MI): 1.310.575.5035 (request document number 6700)












Election Results

Wayne State University Board of Governors Two 8-year terms

official results, updated November 19, 3:06 PM

[Race List](#) | [Race Summary](#) | [Race Details](#) | [Race Details \(Printer Friendly\)](#)

450 of 450 (100.0%) precincts reporting				
Gary S. Pollard	DEM	165,889	25.4%	
Paul Massaron	DEM	160,101	24.5%	
Danialle Karmanos	REP	159,132	24.4%	
Torion J. Bridges	REP	116,012	17.8%	
Nicole Michalak	LIB	13,262	2.0%	
Rick Butkowski	UST	11,889	1.8%	
Margaret Guttshall	GRN	9,167	1.4%	
Terry Haines	UST	8,819	1.4%	
Dan Keizer	LIB	8,818	1.4%	

These same results may also be obtained via:

- > Election Telephone Hotline: 586.469.5209
- > 24-Hour Fax (Within MI): 1.888.99.CLERK (request document number 6700)
- > 24-Hour Fax (Outside of MI): 1.310.575.5035 (request document number 6700)



Election Results

Prosecuting Attorney One 4-year term

official results, updated November 19, 3:06 PM

[Race List](#) | [Race Summary](#) | [Race Details](#) | [Race Details \(Printer Friendly\)](#)

450 of 450 (100.0%) precincts reporting				
Eric J. Smith	DEM	268,332	69.5%	
Michael R. Wrathell	REP	117,630	30.5%	

These same results may also be obtained via:

- > Election Telephone Hotline: 586.469.5209
- > 24-Hour Fax (Within MI): 1.888.99.CLERK (request document number 6700)
- > 24-Hour Fax (Outside of MI): 1.310.575.5035 (request document number 6700)



Election Results

Sheriff One 4-year term

official results, updated November 19, 3:06 PM

[Race List](#) | [Race Summary](#) | [Race Details](#) | [Race Details \(Printer Friendly\)](#)

450 of 450 (100.0%) precincts reporting				
Mark A. Hackel	DEM	314,816	78.4%	
Kristi Dean	REP	86,810	21.6%	

These same results may also be obtained via:

- > Election Telephone Hotline: 586.469.5209
- > 24-Hour Fax (Within MI): 1.888.99.CLERK (request document number 6700)
- > 24-Hour Fax (Outside of MI): 1.310.575.5035 (request document number 6700)



Clerk/Register of Deeds One 4-year term

official results, updated November 19, 3:06 PM

[Race List](#) | [Race Summary](#) | [Race Details](#) | [Race Details \(Printer Friendly\)](#)

450 of 450 (100.0%) precincts reporting				
Carmella Sabaugh	DEM	262,017	68.5%	
Michael J. Arsenault	REP	120,263	31.5%	

These same results may also be obtained via:

- > Election Telephone Hotline: 586.469.5209
- > 24-Hour Fax (Within MI): 1.888.99.CLERK (request document number 6700)
- > 24-Hour Fax (Outside of MI): 1.310.575.5035 (request document number 6700)



Election Results

Treasurer One 4-year term

official results, updated November 19, 3:06 PM

[Race List](#) | [Race Summary](#) | [Race Details](#) | [Race Details \(Printer Friendly\)](#)

450 of 450 (100.0%) precincts reporting				
Ted B. Wahby	DEM	228,670	61.0%	
Lawrence Rocca	REP	145,987	39.0%	

These same results may also be obtained via:

- > Election Telephone Hotline: 586.469.5209
- > 24-Hour Fax (Within MI): 1.888.99.CLERK (request document number 6700)
- > 24-Hour Fax (Outside of MI): 1.310.575.5035 (request document number 6700)



Election Results

Public Works Commissioner One 4-year term

official results, updated November 19, 3:06 PM

[Race List](#) | [Race Summary](#) | [Race Details](#) | [Race Details \(Printer Friendly\)](#)

450 of 450 (100.0%) precincts reporting				
Anthony V. Marrocco	DEM	232,107	62.8%	
Michael Barber	REP	137,476	37.2%	

These same results may also be obtained via:

- > Election Telephone Hotline: 586.469.5209
- > 24-Hour Fax (Within MI): 1.888.99.CLERK (request document number 6700)
- > 24-Hour Fax (Outside of MI): 1.310.575.5035 (request document number 6700)



Election Results

County Commissioner - District 1 One 2-year term

official results, updated November 19, 3:06 PM

[Race List](#) | [Race Summary](#) | [Race Details](#) | [Race Details \(Printer Friendly\)](#)

20 of 20 (100.0%) precincts reporting				
Andrey Duzyj	DEM	7,973	73.4%	
Daniel Buchholtz	REP	2,892	26.6%	

These same results may also be obtained via:

- > Election Telephone Hotline: 586.469.5209
- > 24-Hour Fax (Within MI): 1.888.99.CLERK (request document number 6700)
- > 24-Hour Fax (Outside of MI): 1.310.575.5035 (request document number 6700)



Election Results

County Commissioner - District 2 One 2-year term

official results, updated November 19, 3:06 PM

[Race List](#) | [Race Summary](#) | [Race Details](#) | [Race Details \(Printer Friendly\)](#)

20 of 20 (100.0%) precincts reporting				
Marvin E. Sauger	DEM	7,215	76.6%	
Richard William Wanicke	REP	2,206	23.4%	

These same results may also be obtained via:

- > Election Telephone Hotline: 586.469.5209
- > 24-Hour Fax (Within MI): 1.888.99.CLERK (request document number 6700)
- > 24-Hour Fax (Outside of MI): 1.310.575.5035 (request document number 6700)



Election Results

County Commissioner - District 3 One 2-year term

official results, updated November 19, 3:06 PM

[Race List](#) | [Race Summary](#) | [Race Details](#) | [Race Details \(Printer Friendly\)](#)

13 of 13 (100.0%) precincts reporting				
Phillip A. DiMaria	DEM	11,041	100.0%	

These same results may also be obtained via:

- > Election Telephone Hotline: 586.469.5209
- > 24-Hour Fax (Within MI): 1.888.99.CLERK (request document number 6700)
- > 24-Hour Fax (Outside of MI): 1.310.575.5035 (request document number 6700)



County Commissioner - District 4 One 2-year term

official results, updated November 19, 3:06 PM

[Race List](#) | [Race Summary](#) | [Race Details](#) | [Race Details \(Printer Friendly\)](#)

22 of 22 (100.0%) precincts reporting				
Toni Mocerì	DEM	9,281	65.8%	
Chuck Anglin	REP	4,818	34.2%	

These same results may also be obtained via:

- > Election Telephone Hotline: 586.469.5209
- > 24-Hour Fax (Within MI): 1.888.99.CLERK (request document number 6700)
- > 24-Hour Fax (Outside of MI): 1.310.575.5035 (request document number 6700)



Election Results

County Commissioner - District 5 One 2-year term

official results, updated November 19, 3:06 PM

[Race List](#) | [Race Summary](#) | [Race Details](#) | [Race Details \(Printer Friendly\)](#)

21 of 21 (100.0%) precincts reporting				
Susan L. Doherty	DEM	8,987	66.3%	
Ronald Singer	REP	3,950	29.1%	
Brian P. Sumeracki	UST	624	4.6%	

These same results may also be obtained via:

- > Election Telephone Hotline: 586.469.5209
- > 24-Hour Fax (Within MI): 1.888.99.CLERK (request document number 6700)
- > 24-Hour Fax (Outside of MI): 1.310.575.5035 (request document number 6700)



Election Results

County Commissioner - District 6 One 2-year term

official results, updated November 19, 3:06 PM

[Race List](#) | [Race Summary](#) | [Race Details](#) | [Race Details \(Printer Friendly\)](#)

19 of 19 (100.0%) precincts reporting				
Joan Flynn	DEM	9,532	65.8%	
Catherine Cappellaro Smith	REP	4,276	29.5%	
Michael Brylewski	LIB	675	4.7%	

These same results may also be obtained via:

- > Election Telephone Hotline: 586.469.5209
- > 24-Hour Fax (Within MI): 1.888.99.CLERK (request document number 6700)
- > 24-Hour Fax (Outside of MI): 1.310.575.5035 (request document number 6700)



County Commissioner - District 7 One 2-year term

official results, updated November 19, 3:06 PM

[Race List](#) | [Race Summary](#) | [Race Details](#) | [Race Details \(Printer Friendly\)](#)

16 of 16 (100.0%) precincts reporting				
Sue Rocca	REP	8,600	58.9%	
Jerry Moskwa	DEM	6,012	41.1%	

These same results may also be obtained via:

- > Election Telephone Hotline: 586.469.5209
- > 24-Hour Fax (Within MI): 1.888.99.CLERK (request document number 6700)
- > 24-Hour Fax (Outside of MI): 1.310.575.5035 (request document number 6700)



Election Results

County Commissioner - District 8 One 2-year term

official results, updated November 19, 3:06 PM

[Race List](#) | [Race Summary](#) | [Race Details](#) | [Race Details \(Printer Friendly\)](#)

14 of 14 (100.0%) precincts reporting				
David J. Flynn	DEM	6,855	64.6%	
Fred Kummer	REP	3,754	35.4%	

These same results may also be obtained via:

- > Election Telephone Hotline: 586.469.5209
- > 24-Hour Fax (Within MI): 1.888.99.CLERK (request document number 6700)
- > 24-Hour Fax (Outside of MI): 1.310.575.5035 (request document number 6700)



County Commissioner - District 9 One 2-year term

official results, updated November 19, 3:06 PM

[Race List](#) | [Race Summary](#) | [Race Details](#) | [Race Details \(Printer Friendly\)](#)

14 of 14 (100.0%) precincts reporting				
Robert Mijac	DEM	8,207	67.4%	
Linda L. Luotonen	REP	3,966	32.6%	

These same results may also be obtained via:

- > Election Telephone Hotline: 586.469.5209
- > 24-Hour Fax (Within MI): 1.888.99.CLERK (request document number 6700)
- > 24-Hour Fax (Outside of MI): 1.310.575.5035 (request document number 6700)



County Commissioner - District 10 One 2-year term

official results, updated November 19, 3:06 PM

[Race List](#) | [Race Summary](#) | [Race Details](#) | [Race Details \(Printer Friendly\)](#)

16 of 16 (100.0%) precincts reporting				
Ken Lampar	DEM	7,896	53.6%	
Philis DeSaele	REP	6,837	46.4%	

These same results may also be obtained via:

- > Election Telephone Hotline: 586.469.5209
- > 24-Hour Fax (Within MI): 1.888.99.CLERK (request document number 6700)
- > 24-Hour Fax (Outside of MI): 1.310.575.5035 (request document number 6700)



Election Results

County Commissioner - District 11 One 2-year term

official results, updated November 19, 3:06 PM

[Race List](#) | [Race Summary](#) | [Race Details](#) | [Race Details \(Printer Friendly\)](#)

14 of 14 (100.0%) precincts reporting				
Ed Szczepanski	REP	9,158	100.0%	

These same results may also be obtained via:

- > Election Telephone Hotline: 586.469.5209
- > 24-Hour Fax (Within MI): 1.888.99.CLERK (request document number 6700)
- > 24-Hour Fax (Outside of MI): 1.310.575.5035 (request document number 6700)



County Commissioner - District 12 One 2-year term

official results, updated November 19, 3:06 PM

[Race List](#) | [Race Summary](#) | [Race Details](#) | [Race Details \(Printer Friendly\)](#)

17 of 17 (100.0%) precincts reporting				
James Louis Carabelli	REP	13,453	100.0%	

These same results may also be obtained via:

- > Election Telephone Hotline: 586.469.5209
- > 24-Hour Fax (Within MI): 1.888.99.CLERK (request document number 6700)
- > 24-Hour Fax (Outside of MI): 1.310.575.5035 (request document number 6700)




Election Results

County Commissioner - District 13 One 2-year term

official results, updated November 19, 3:06 PM

[Race List](#) | [Race Summary](#) | [Race Details](#) | [Race Details \(Printer Friendly\)](#)

17 of 17 (100.0%) precincts reporting				
Don Brown	REP	13,900	100.0%	

These same results may also be obtained via:

- > Election Telephone Hotline: 586.469.5209
- > 24-Hour Fax (Within MI): 1.888.99.CLERK (request document number 6700)
- > 24-Hour Fax (Outside of MI): 1.310.575.5035 (request document number 6700)



Election Results

County Commissioner - District 14 One 2-year term

official results, updated November 19, 3:06 PM

[Race List](#) | [Race Summary](#) | [Race Details](#) | [Race Details \(Printer Friendly\)](#)

22 of 22 (100.0%) precincts reporting				
Brian Brdak	DEM	9,898	58.4%	
Kurt S. Kramer	REP	6,088	35.9%	
Lauren M. Zemens	LIB	975	5.7%	

These same results may also be obtained via:

- > Election Telephone Hotline: 586.469.5209
- > 24-Hour Fax (Within MI): 1.888.99.CLERK (request document number 6700)
- > 24-Hour Fax (Outside of MI): 1.310.575.5035 (request document number 6700)



Election Results

County Commissioner - District 15 One 2-year term

official results, updated November 19, 3:06 PM

[Race List](#) | [Race Summary](#) | [Race Details](#) | [Race Details \(Printer Friendly\)](#)

25 of 25 (100.0%) precincts reporting				
Keith L. Rengert	REP	11,659	58.4%	
Thomas L. McVicar	DEM	8,309	41.6%	

These same results may also be obtained via:

- > Election Telephone Hotline: 586.469.5209
- > 24-Hour Fax (Within MI): 1.888.99.CLERK (request document number 6700)
- > 24-Hour Fax (Outside of MI): 1.310.575.5035 (request document number 6700)



Election Results

County Commissioner - District 16 One 2-year term

official results, updated November 19, 3:06 PM

[Race List](#) | [Race Summary](#) | [Race Details](#) | [Race Details \(Printer Friendly\)](#)

15 of 15 (100.0%) precincts reporting				
Carey Torrice	DEM	7,861	55.0%	
William J. Revoir	REP	6,435	45.0%	

These same results may also be obtained via:

- > Election Telephone Hotline: 586.469.5209
- > 24-Hour Fax (Within MI): 1.888.99.CLERK (request document number 6700)
- > 24-Hour Fax (Outside of MI): 1.310.575.5035 (request document number 6700)



Election Results

County Commissioner - District 17 One 2-year term

official results, updated November 19, 3:06 PM

[Race List](#) | [Race Summary](#) | [Race Details](#) | [Race Details \(Printer Friendly\)](#)

19 of 19 (100.0%) precincts reporting				
Ed Bruley	DEM	9,337	69.5%	
Tony Bursey	REP	4,107	30.5%	

These same results may also be obtained via:

- > Election Telephone Hotline: 586.469.5209
- > 24-Hour Fax (Within MI): 1.888.99.CLERK (request document number 6700)
- > 24-Hour Fax (Outside of MI): 1.310.575.5035 (request document number 6700)



Election Results

County Commissioner - District 18 One 2-year term

official results, updated November 19, 3:06 PM

[Race List](#) | [Race Summary](#) | [Race Details](#) | [Race Details \(Printer Friendly\)](#)

17 of 17 (100.0%) precincts reporting				
Dana Camphous-Peterson	DEM	9,895	64.2%	
Richard Sheehy	REP	5,512	35.8%	

These same results may also be obtained via:

- > Election Telephone Hotline: 586.469.5209
- > 24-Hour Fax (Within MI): 1.888.99.CLERK (request document number 6700)
- > 24-Hour Fax (Outside of MI): 1.310.575.5035 (request document number 6700)



Election Results

County Commissioner - District 19 One 2-year term

official results, updated November 19, 3:06 PM

[Race List](#) | [Race Summary](#) | [Race Details](#) | [Race Details \(Printer Friendly\)](#)

16 of 16 (100.0%) precincts reporting				
Paul Gieleghem	DEM	10,035	67.4%	
James J. Korona	REP	4,858	32.6%	

These same results may also be obtained via:

- > Election Telephone Hotline: 586.469.5209
- > 24-Hour Fax (Within MI): 1.888.99.CLERK (request document number 6700)
- > 24-Hour Fax (Outside of MI): 1.310.575.5035 (request document number 6700)



Election Results

County Commissioner - District 20 One 2-year term

official results, updated November 19, 3:06 PM

[Race List](#) | [Race Summary](#) | [Race Details](#) | [Race Details \(Printer Friendly\)](#)

18 of 18 (100.0%) precincts reporting				
Kathy Tocco	DEM	8,881	65.7%	
Lynn M. Evans	REP	4,641	34.3%	

These same results may also be obtained via:

- > Election Telephone Hotline: 586.469.5209
- > 24-Hour Fax (Within MI): 1.888.99.CLERK (request document number 6700)
- > 24-Hour Fax (Outside of MI): 1.310.575.5035 (request document number 6700)



County Commissioner - District 21 One 2-year term

official results, updated November 19, 3:06 PM

[Race List](#) | [Race Summary](#) | [Race Details](#) | [Race Details \(Printer Friendly\)](#)

14 of 14 (100.0%) precincts reporting				
Irene M. Kepler	DEM	8,079	66.3%	<div style="width: 66.3%; height: 10px; background-color: red;"></div>
Patrick King	REP	3,056	25.1%	<div style="width: 25.1%; height: 10px; background-color: red;"></div>
John C. Bonnell	LIB	398	3.3%	<div style="width: 3.3%; height: 10px; background-color: red;"></div>
Stephen Weed	GRN	340	2.8%	<div style="width: 2.8%; height: 10px; background-color: red;"></div>
Larry Wallace	UST	321	2.6%	<div style="width: 2.6%; height: 10px; background-color: red;"></div>

These same results may also be obtained via:

- > Election Telephone Hotline: 586.469.5209
- > 24-Hour Fax (Within MI): 1.888.99.CLERK (request document number 6700)
- > 24-Hour Fax (Outside of MI): 1.310.575.5035 (request document number 6700)



Election Results

County Commissioner - District 22 One 2-year term

official results, updated November 19, 3:06 PM

[Race List](#) | [Race Summary](#) | [Race Details](#) | [Race Details \(Printer Friendly\)](#)

16 of 16 (100.0%) precincts reporting				
Frank Accavitti, Jr.	DEM	9,478	100.0%	

These same results may also be obtained via:

- > Election Telephone Hotline: 586.469.5209
- > 24-Hour Fax (Within MI): 1.888.99.CLERK (request document number 6700)
- > 24-Hour Fax (Outside of MI): 1.310.575.5035 (request document number 6700)



Election Results

County Commissioner - District 23 One 2-year term

official results, updated November 19, 3:06 PM

[Race List](#) | [Race Summary](#) | [Race Details](#) | [Race Details \(Printer Friendly\)](#)

15 of 15 (100.0%) precincts reporting				
William Anthony Crouchman	DEM	9,419	59.6%	
Phillip Dinsmore	REP	4,741	30.0%	
Erin A. Stahl	LIB	1,637	10.4%	

These same results may also be obtained via:

- > Election Telephone Hotline: 586.469.5209
- > 24-Hour Fax (Within MI): 1.888.99.CLERK (request document number 6700)
- > 24-Hour Fax (Outside of MI): 1.310.575.5035 (request document number 6700)



Election Results

County Commissioner - District 24 One 2-year term

official results, updated November 19, 3:06 PM

[Race List](#) | [Race Summary](#) | [Race Details](#) | [Race Details \(Printer Friendly\)](#)

14 of 14 (100.0%) precincts reporting				
Michael A. Boyle	DEM	9,223	58.6%	
Jack A. Doerr	REP	5,460	34.7%	
Keith P. Edwards	LIB	1,044	6.6%	

These same results may also be obtained via:

- > Election Telephone Hotline: 586.469.5209
- > 24-Hour Fax (Within MI): 1.888.99.CLERK (request document number 6700)
- > 24-Hour Fax (Outside of MI): 1.310.575.5035 (request document number 6700)



Election Results

County Commissioner - District 25 One 2-year term

official results, updated November 19, 3:06 PM

[Race List](#) | [Race Summary](#) | [Race Details](#) | [Race Details \(Printer Friendly\)](#)

15 of 15 (100.0%) precincts reporting				
Kathy D. Vosburg	REP	6,937	50.6%	
Christopher Aiello	DEM	6,769	49.4%	

These same results may also be obtained via:

- > Election Telephone Hotline: 586.469.5209
- > 24-Hour Fax (Within MI): 1.888.99.CLERK (request document number 6700)
- > 24-Hour Fax (Outside of MI): 1.310.575.5035 (request document number 6700)



County Commissioner - District 26 One 2-year term

official results, updated November 19, 3:06 PM

[Race List](#) | [Race Summary](#) | [Race Details](#) | [Race Details \(Printer Friendly\)](#)

21 of 21 (100.0%) precincts reporting				
Jeffery S. Sprys	DEM	11,077	55.4%	
Nicholyn A. Brandenburg	REP	8,927	44.6%	

These same results may also be obtained via:

- > Election Telephone Hotline: 586.469.5209
- > 24-Hour Fax (Within MI): 1.888.99.CLERK (request document number 6700)
- > 24-Hour Fax (Outside of MI): 1.310.575.5035 (request document number 6700)



Election Results

Charter Commissioner - District 1 One 2-year maximum term

official results, updated November 19, 3:06 PM

[Race List](#) | [Race Summary](#) | [Race Details](#) | [Race Details \(Printer Friendly\)](#)

20 of 20 (100.0%) precincts reporting				
Matthew J. Wroblewski	DEM	7,909	74.3%	
Larry A. Louzon	REP	2,735	25.7%	

These same results may also be obtained via:

- > Election Telephone Hotline: 586.469.5209
- > 24-Hour Fax (Within MI): 1.888.99.CLERK (request document number 6700)
- > 24-Hour Fax (Outside of MI): 1.310.575.5035 (request document number 6700)



Election Results

Charter Commissioner - District 2 One 2-year maximum term

official results, updated November 19, 3:06 PM

[Race List](#) | [Race Summary](#) | [Race Details](#) | [Race Details \(Printer Friendly\)](#)

20 of 20 (100.0%) precincts reporting				
David A. Willis	DEM	6,717	73.4%	
Ronald C. Michals	REP	2,437	26.6%	

These same results may also be obtained via:

- > Election Telephone Hotline: 586.469.5209
- > 24-Hour Fax (Within MI): 1.888.99.CLERK (request document number 6700)
- > 24-Hour Fax (Outside of MI): 1.310.575.5035 (request document number 6700)



Election Results

Charter Commissioner - District 3

One 2-year maximum term

official results, updated November 19, 3:06 PM

[Race List](#) | [Race Summary](#) | [Race Details](#) | [Race Details \(Printer Friendly\)](#)

13 of 13 (100.0%) precincts reporting				
James F. Kelly	DEM	9,354	75.0%	
Gary R. Stachel	REP	3,120	25.0%	

These same results may also be obtained via:

- > Election Telephone Hotline: 586.469.5209
- > 24-Hour Fax (Within MI): 1.888.99.CLERK (request document number 6700)
- > 24-Hour Fax (Outside of MI): 1.310.575.5035 (request document number 6700)



Election Results

Charter Commissioner - District 4 One 2-year maximum term

official results, updated November 19, 3:07 PM

[Race List](#) | [Race Summary](#) | [Race Details](#) | [Race Details \(Printer Friendly\)](#)

22 of 22 (100.0%) precincts reporting				
Louis J. Burdi	DEM	8,500	62.8%	
Gerald Pilarski	REP	5,029	37.2%	

These same results may also be obtained via:

- > Election Telephone Hotline: 586.469.5209
- > 24-Hour Fax (Within MI): 1.888.99.CLERK (request document number 6700)
- > 24-Hour Fax (Outside of MI): 1.310.575.5035 (request document number 6700)



Election Results

Charter Commissioner - District 5 One 2-year maximum term

official results, updated November 19, 3:07 PM

[Race List](#) | [Race Summary](#) | [Race Details](#) | [Race Details \(Printer Friendly\)](#)

21 of 21 (100.0%) precincts reporting				
Robert W. Slavko	DEM	8,475	64.4%	
Jed W. Pratt	REP	4,688	35.6%	

These same results may also be obtained via:

- > Election Telephone Hotline: 586.469.5209
- > 24-Hour Fax (Within MI): 1.888.99.CLERK (request document number 6700)
- > 24-Hour Fax (Outside of MI): 1.310.575.5035 (request document number 6700)



Election Results

Charter Commissioner - District 6 One 2-year maximum term

official results, updated November 19, 3:07 PM

[Race List](#) | [Race Summary](#) | [Race Details](#) | [Race Details \(Printer Friendly\)](#)

19 of 19 (100.0%) precincts reporting				
John Olekszyk	DEM	8,790	63.5%	
Marc Goodson	REP	5,051	36.5%	

These same results may also be obtained via:

- > Election Telephone Hotline: 586.469.5209
- > 24-Hour Fax (Within MI): 1.888.99.CLERK (request document number 6700)
- > 24-Hour Fax (Outside of MI): 1.310.575.5035 (request document number 6700)



Election Results

Charter Commissioner - District 7 One 2-year maximum term

official results, updated November 19, 3:07 PM

[Race List](#) | [Race Summary](#) | [Race Details](#) | [Race Details \(Printer Friendly\)](#)

16 of 16 (100.0%) precincts reporting				
Elisabeth Sierawski	DEM	8,159	59.0%	
Melanie Davis	REP	5,670	41.0%	

These same results may also be obtained via:

- > Election Telephone Hotline: 586.469.5209
- > 24-Hour Fax (Within MI): 1.888.99.CLERK (request document number 6700)
- > 24-Hour Fax (Outside of MI): 1.310.575.5035 (request document number 6700)



Election Results

Charter Commissioner - District 8 One 2-year maximum term

official results, updated November 19, 3:07 PM

[Race List](#) | [Race Summary](#) | [Race Details](#) | [Race Details \(Printer Friendly\)](#)

14 of 14 (100.0%) precincts reporting				
Donna S. Cangemi	DEM	5,854	57.0%	
Ron Jennings	REP	4,422	43.0%	

These same results may also be obtained via:

- > Election Telephone Hotline: 586.469.5209
- > 24-Hour Fax (Within MI): 1.888.99.CLERK (request document number 6700)
- > 24-Hour Fax (Outside of MI): 1.310.575.5035 (request document number 6700)



Election Results

Charter Commissioner - District 9 One 2-year maximum term

official results, updated November 19, 3:07 PM

[Race List](#) | [Race Summary](#) | [Race Details](#) | [Race Details \(Printer Friendly\)](#)

14 of 14 (100.0%) precincts reporting				
Michael G. Gielniak	DEM	6,403	56.3%	
Ronald Babin	REP	4,979	43.7%	

These same results may also be obtained via:

- > Election Telephone Hotline: 586.469.5209
- > 24-Hour Fax (Within MI): 1.888.99.CLERK (request document number 6700)
- > 24-Hour Fax (Outside of MI): 1.310.575.5035 (request document number 6700)



Election Results

Charter Commissioner - District 10 One 2-year maximum term

official results, updated November 19, 3:07 PM

[Race List](#) | [Race Summary](#) | [Race Details](#) | [Race Details \(Printer Friendly\)](#)

16 of 16 (100.0%) precincts reporting				
Rick Flynn	DEM	7,639	54.6%	
Lynn E. Geist	REP	6,345	45.4%	

These same results may also be obtained via:

- > Election Telephone Hotline: 586.469.5209
- > 24-Hour Fax (Within MI): 1.888.99.CLERK (request document number 6700)
- > 24-Hour Fax (Outside of MI): 1.310.575.5035 (request document number 6700)



Election Results

Charter Commissioner - District 11 One 2-year maximum term

official results, updated November 19, 3:07 PM

[Race List](#) | [Race Summary](#) | [Race Details](#) | [Race Details \(Printer Friendly\)](#)

14 of 14 (100.0%) precincts reporting				
Dominic J. La Rosa	DEM	6,951	53.3%	
Edward Siedzik	REP	6,081	46.7%	

These same results may also be obtained via:

- > Election Telephone Hotline: 586.469.5209
- > 24-Hour Fax (Within MI): 1.888.99.CLERK (request document number 6700)
- > 24-Hour Fax (Outside of MI): 1.310.575.5035 (request document number 6700)



Election Results

Charter Commissioner - District 12 One 2-year maximum term

official results, updated November 19, 3:07 PM

[Race List](#) | [Race Summary](#) | [Race Details](#) | [Race Details \(Printer Friendly\)](#)

17 of 17 (100.0%) precincts reporting				
Vincent Viviano	REP	11,379	63.7%	
Kenneth M. Reid	DEM	6,487	36.3%	

These same results may also be obtained via:

- > Election Telephone Hotline: 586.469.5209
- > 24-Hour Fax (Within MI): 1.888.99.CLERK (request document number 6700)
- > 24-Hour Fax (Outside of MI): 1.310.575.5035 (request document number 6700)



Charter Commissioner - District 13 One 2-year maximum term

official results, updated November 19, 3:07 PM

[Race List](#) | [Race Summary](#) | [Race Details](#) | [Race Details \(Printer Friendly\)](#)

17 of 17 (100.0%) precincts reporting				
Gary S. Anthony	REP	10,512	63.8%	
Michael E. LaBuhn	DEM	5,974	36.2%	

These same results may also be obtained via:

- > Election Telephone Hotline: 586.469.5209
- > 24-Hour Fax (Within MI): 1.888.99.CLERK (request document number 6700)
- > 24-Hour Fax (Outside of MI): 1.310.575.5035 (request document number 6700)



Charter Commissioner - District 14 One 2-year maximum term

official results, updated November 19, 3:07 PM

[Race List](#) | [Race Summary](#) | [Race Details](#) | [Race Details \(Printer Friendly\)](#)

22 of 22 (100.0%) precincts reporting				
James Haggerty	DEM	9,688	58.8%	
John F. Michalke	REP	6,775	41.2%	

These same results may also be obtained via:

- > Election Telephone Hotline: 586.469.5209
- > 24-Hour Fax (Within MI): 1.888.99.CLERK (request document number 6700)
- > 24-Hour Fax (Outside of MI): 1.310.575.5035 (request document number 6700)



Election Results

Charter Commissioner - District 15 One 2-year maximum term

official results, updated November 19, 3:07 PM

[Race List](#) | [Race Summary](#) | [Race Details](#) | [Race Details \(Printer Friendly\)](#)

25 of 25 (100.0%) precincts reporting				
Harry Awdey	REP	10,083	52.1%	
Terry E. Davis	DEM	9,257	47.9%	

These same results may also be obtained via:

- > Election Telephone Hotline: 586.469.5209
- > 24-Hour Fax (Within MI): 1.888.99.CLERK (request document number 6700)
- > 24-Hour Fax (Outside of MI): 1.310.575.5035 (request document number 6700)



Election Results

Charter Commissioner - District 16 One 2-year maximum term

official results, updated November 19, 3:07 PM

[Race List](#) | [Race Summary](#) | [Race Details](#) | [Race Details \(Printer Friendly\)](#)

15 of 15 (100.0%) precincts reporting				
Tom Rombach	DEM	7,447	54.5%	
Clarence Meltzer, Jr.	REP	5,164	37.8%	
Gregory M. Wright	NPA	1,045	7.7%	

These same results may also be obtained via:

- > Election Telephone Hotline: 586.469.5209
- > 24-Hour Fax (Within MI): 1.888.99.CLERK (request document number 6700)
- > 24-Hour Fax (Outside of MI): 1.310.575.5035 (request document number 6700)



Election Results

Charter Commissioner - District 17 One 2-year maximum term

official results, updated November 19, 3:07 PM

[Race List](#) | [Race Summary](#) | [Race Details](#) | [Race Details \(Printer Friendly\)](#)

19 of 19 (100.0%) precincts reporting				
Jacob Michael Femminineo, Jr.	DEM	9,132	68.7%	
Lyle A. Koch	REP	4,166	31.3%	

These same results may also be obtained via:

- > Election Telephone Hotline: 586.469.5209
- > 24-Hour Fax (Within MI): 1.888.99.CLERK (request document number 6700)
- > 24-Hour Fax (Outside of MI): 1.310.575.5035 (request document number 6700)



Charter Commissioner - District 18 One 2-year maximum term

official results, updated November 19, 3:07 PM

[Race List](#) | [Race Summary](#) | [Race Details](#) | [Race Details \(Printer Friendly\)](#)

17 of 17 (100.0%) precincts reporting				
Carrie Lynn Fuca	DEM	9,208	60.6%	
Adam Wit	REP	5,998	39.4%	

These same results may also be obtained via:

- > Election Telephone Hotline: 586.469.5209
- > 24-Hour Fax (Within MI): 1.888.99.CLERK (request document number 6700)
- > 24-Hour Fax (Outside of MI): 1.310.575.5035 (request document number 6700)



Charter Commissioner - District 19 One 2-year maximum term

official results, updated November 19, 3:07 PM

[Race List](#) | [Race Summary](#) | [Race Details](#) | [Race Details \(Printer Friendly\)](#)

16 of 16 (100.0%) precincts reporting				
Bob Smith, Jr.	DEM	7,829	51.9%	
Robert J. Cannon	REP	7,246	48.1%	

These same results may also be obtained via:

- > Election Telephone Hotline: 586.469.5209
- > 24-Hour Fax (Within MI): 1.888.99.CLERK (request document number 6700)
- > 24-Hour Fax (Outside of MI): 1.310.575.5035 (request document number 6700)



Election Results

Charter Commissioner - District 20 One 2-year maximum term

official results, updated November 19, 3:07 PM

[Race List](#) | [Race Summary](#) | [Race Details](#) | [Race Details \(Printer Friendly\)](#)

18 of 18 (100.0%) precincts reporting				
Marilyn Lane	DEM	7,785	58.7%	
Daniel D. Griffin	REP	5,480	41.3%	

These same results may also be obtained via:

- > Election Telephone Hotline: 586.469.5209
- > 24-Hour Fax (Within MI): 1.888.99.CLERK (request document number 6700)
- > 24-Hour Fax (Outside of MI): 1.310.575.5035 (request document number 6700)



Charter Commissioner - District 21 One 2-year maximum term

official results, updated November 19, 3:07 PM

[Race List](#) | [Race Summary](#) | [Race Details](#) | [Race Details \(Printer Friendly\)](#)

14 of 14 (100.0%) precincts reporting				
Jan Haggerty	DEM	8,921	74.4%	
Art Blundell	REP	3,073	25.6%	

These same results may also be obtained via:

- > Election Telephone Hotline: 586.469.5209
- > 24-Hour Fax (Within MI): 1.888.99.CLERK (request document number 6700)
- > 24-Hour Fax (Outside of MI): 1.310.575.5035 (request document number 6700)



Election Results

Charter Commissioner - District 22 One 2-year maximum term

official results, updated November 19, 3:07 PM

[Race List](#) | [Race Summary](#) | [Race Details](#) | [Race Details \(Printer Friendly\)](#)

16 of 16 (100.0%) precincts reporting				
Judy Hartwell	DEM	7,659	69.8%	
Lynne Seymour	REP	3,306	30.2%	

These same results may also be obtained via:

- > Election Telephone Hotline: 586.469.5209
- > 24-Hour Fax (Within MI): 1.888.99.CLERK (request document number 6700)
- > 24-Hour Fax (Outside of MI): 1.310.575.5035 (request document number 6700)



Charter Commissioner - District 23 One 2-year maximum term

official results, updated November 19, 3:07 PM

[Race List](#) | [Race Summary](#) | [Race Details](#) | [Race Details \(Printer Friendly\)](#)

15 of 15 (100.0%) precincts reporting				
James Maceroni	DEM	8,976	58.8%	
John Caron	REP	6,285	41.2%	

These same results may also be obtained via:

- > Election Telephone Hotline: 586.469.5209
- > 24-Hour Fax (Within MI): 1.888.99.CLERK (request document number 6700)
- > 24-Hour Fax (Outside of MI): 1.310.575.5035 (request document number 6700)



Charter Commissioner - District 24
One 2-year maximum term

official results, updated November 19, 3:07 PM

[Race List](#) | [Race Summary](#) | [Race Details](#) | [Race Details \(Printer Friendly\)](#)

14 of 14 (100.0%) precincts reporting				
Cynthia Konal	DEM	8,073	52.5%	
Roland R. Frascchetti	REP	7,297	47.5%	

These same results may also be obtained via:

- > Election Telephone Hotline: 586.469.5209
- > 24-Hour Fax (Within MI): 1.888.99.CLERK (request document number 6700)
- > 24-Hour Fax (Outside of MI): 1.310.575.5035 (request document number 6700)



Election Results

Charter Commissioner - District 25 One 2-year maximum term

official results, updated November 19, 3:07 PM

[Race List](#) | [Race Summary](#) | [Race Details](#) | [Race Details \(Printer Friendly\)](#)

15 of 15 (100.0%) precincts reporting				
Daniel Acciavatti	REP	7,476	54.7%	
Tracy Swanger	DEM	6,183	45.3%	

These same results may also be obtained via:

- > Election Telephone Hotline: 586.469.5209
- > 24-Hour Fax (Within MI): 1.888.99.CLERK (request document number 6700)
- > 24-Hour Fax (Outside of MI): 1.310.575.5035 (request document number 6700)



Charter Commissioner - District 26
 One 2-year maximum term

official results, updated November 19, 3:07 PM

[Race List](#) | [Race Summary](#) | [Race Details](#) | [Race Details \(Printer Friendly\)](#)

21 of 21 (100.0%) precincts reporting				
Monika Kreft Leasure	DEM	9,730	49.5%	
Robert C. Brandenburg	REP	8,190	41.7%	
William Nader	NPA	1,731	8.8%	

These same results may also be obtained via:

- > Election Telephone Hotline: 586.469.5209
- > 24-Hour Fax (Within MI): 1.888.99.CLERK (request document number 6700)
- > 24-Hour Fax (Outside of MI): 1.310.575.5035 (request document number 6700)




Election Results

Armada Twp Supervisor One 4-year term

official results, updated November 19, 3:07 PM

[Race List](#) | [Race Summary](#) | [Race Details](#) | [Race Details \(Printer Friendly\)](#)

3 of 3 (100.0%) precincts reporting				
John W. Paterek	REP	2,134	100.0%	

These same results may also be obtained via:

- > Election Telephone Hotline: 586.469.5209
- > 24-Hour Fax (Within MI): 1.888.99.CLERK (request document number 6700)
- > 24-Hour Fax (Outside of MI): 1.310.575.5035 (request document number 6700)




Election Results

Armada Twp Clerk One 4-year term

official results, updated November 19, 3:07 PM

[Race List](#) | [Race Summary](#) | [Race Details](#) | [Race Details \(Printer Friendly\)](#)

3 of 3 (100.0%) precincts reporting				
Mary K. Swiacki	REP	1,953	100.0%	

These same results may also be obtained via:

- > Election Telephone Hotline: 586.469.5209
- > 24-Hour Fax (Within MI): 1.888.99.CLERK (request document number 6700)
- > 24-Hour Fax (Outside of MI): 1.310.575.5035 (request document number 6700)




Election Results

Armada Twp Treasurer One 4-year term

official results, updated November 19, 3:07 PM

[Race List](#) | [Race Summary](#) | [Race Details](#) | [Race Details \(Printer Friendly\)](#)

3 of 3 (100.0%) precincts reporting				
Shannon Christoff	REP	1,764	100.0%	

These same results may also be obtained via:

- > Election Telephone Hotline: 586.469.5209
- > 24-Hour Fax (Within MI): 1.888.99.CLERK (request document number 6700)
- > 24-Hour Fax (Outside of MI): 1.310.575.5035 (request document number 6700)



Election Results

Armada Twp Trustee Two 4-year terms

official results, updated November 19, 3:07 PM

[Race List](#) | [Race Summary](#) | [Race Details](#) | [Race Details \(Printer Friendly\)](#)

3 of 3 (100.0%) precincts reporting				
Margaret M. Ruthenberg	REP	1,734	51.1%	
Wayne Lobeck	REP	1,660	48.9%	

These same results may also be obtained via:

- > Election Telephone Hotline: 586.469.5209
- > 24-Hour Fax (Within MI): 1.888.99.CLERK (request document number 6700)
- > 24-Hour Fax (Outside of MI): 1.310.575.5035 (request document number 6700)




Election Results

Bruce Twp Supervisor One 4-year term

official results, updated November 19, 3:07 PM

[Race List](#) | [Race Summary](#) | [Race Details](#) | [Race Details \(Printer Friendly\)](#)

5 of 5 (100.0%) precincts reporting				
James Tignanelli	REP	3,517	100.0%	

These same results may also be obtained via:

- > Election Telephone Hotline: 586.469.5209
- > 24-Hour Fax (Within MI): 1.888.99.CLERK (request document number 6700)
- > 24-Hour Fax (Outside of MI): 1.310.575.5035 (request document number 6700)



Election Results

Bruce Twp Clerk One 4-year term

official results, updated November 19, 3:07 PM

[Race List](#) | [Race Summary](#) | [Race Details](#) | [Race Details \(Printer Friendly\)](#)

5 of 5 (100.0%) precincts reporting				
Susan Brockmann	REP	2,873	65.0%	
Trese Servitto-Smith	DEM	1,545	35.0%	

These same results may also be obtained via:

- > Election Telephone Hotline: 586.469.5209
- > 24-Hour Fax (Within MI): 1.888.99.CLERK (request document number 6700)
- > 24-Hour Fax (Outside of MI): 1.310.575.5035 (request document number 6700)




Election Results

Bruce Twp Treasurer One 4-year term

official results, updated November 19, 3:07 PM

[Race List](#) | [Race Summary](#) | [Race Details](#) | [Race Details \(Printer Friendly\)](#)

5 of 5 (100.0%) precincts reporting				
Deborah S. Obrecht	REP	3,642	100.0%	

These same results may also be obtained via:

- > Election Telephone Hotline: 586.469.5209
- > 24-Hour Fax (Within MI): 1.888.99.CLERK (request document number 6700)
- > 24-Hour Fax (Outside of MI): 1.310.575.5035 (request document number 6700)



Election Results

Bruce Twp Trustee Two 4-year terms

official results, updated November 19, 3:07 PM

[Race List](#) | [Race Summary](#) | [Race Details](#) | [Race Details \(Printer Friendly\)](#)

5 of 5 (100.0%) precincts reporting				
Mark Falker	REP	3,004	40.6%	
Ron Walker	REP	2,624	35.5%	
Arianna Welsh	DEM	1,773	24.0%	

These same results may also be obtained via:

- > Election Telephone Hotline: 586.469.5209
- > 24-Hour Fax (Within MI): 1.888.99.CLERK (request document number 6700)
- > 24-Hour Fax (Outside of MI): 1.310.575.5035 (request document number 6700)



Election Results

Chesterfield Twp Supervisor One 4-year term

official results, updated November 19, 3:07 PM

[Race List](#) | [Race Summary](#) | [Race Details](#) | [Race Details \(Printer Friendly\)](#)

23 of 23 (100.0%) precincts reporting				
Michael E. Lovelock	DEM	11,180	57.6%	
Stephen M. Krull	REP	8,242	42.4%	

These same results may also be obtained via:



- > Election Telephone Hotline: 586.469.5209
- > 24-Hour Fax (Within MI): 1.888.99.CLERK (request document number 6700)
- > 24-Hour Fax (Outside of MI): 1.310.575.5035 (request document number 6700)



Chesterfield Twp Clerk One 4-year term

official results, updated November 19, 3:07 PM

[Race List](#) | [Race Summary](#) | [Race Details](#) | [Race Details \(Printer Friendly\)](#)

23 of 23 (100.0%) precincts reporting				
Janice M. Uglis	DEM	10,516	54.6%	
Kelly Jo Smolarek	REP	8,740	45.4%	

These same results may also be obtained via:

- > Election Telephone Hotline: 586.469.5209
- > 24-Hour Fax (Within MI): 1.888.99.CLERK (request document number 6700)
- > 24-Hour Fax (Outside of MI): 1.310.575.5035 (request document number 6700)



Chesterfield Twp Treasurer One 4-year term

official results, updated November 19, 3:07 PM

[Race List](#) | [Race Summary](#) | [Race Details](#) | [Race Details \(Printer Friendly\)](#)

23 of 23 (100.0%) precincts reporting				
Linda Hartman	DEM	10,390	55.0%	
Pam Harris	REP	8,487	45.0%	

These same results may also be obtained via:

- > Election Telephone Hotline: 586.469.5209
- > 24-Hour Fax (Within MI): 1.888.99.CLERK (request document number 6700)
- > 24-Hour Fax (Outside of MI): 1.310.575.5035 (request document number 6700)



Election Results

Chesterfield Twp Trustee Four 4-year terms

official results, updated November 19, 3:07 PM

[Race List](#) | [Race Summary](#) | [Race Details](#) | [Race Details \(Printer Friendly\)](#)

23 of 23 (100.0%) precincts reporting				
Christine Bell	DEM	9,023	13.6%	■
Cheryl Printz	DEM	8,775	13.2%	■
Michele Ficht	DEM	8,766	13.2%	■
Brian Scott DeMuynck	REP	8,340	12.5%	■
Paula Frame	DEM	8,238	12.4%	■
David Joseph	REP	8,186	12.3%	■
Jodi K. Jones	REP	7,913	11.9%	■
Amy Zarate	REP	7,270	10.9%	■

These same results may also be obtained via:

- > Election Telephone Hotline: 586.469.5209
- > 24-Hour Fax (Within MI): 1.888.99.CLERK (request document number 6700)
- > 24-Hour Fax (Outside of MI): 1.310.575.5035 (request document number 6700)



Chesterfield Twp Library Board
Six 4-year terms

official results, updated November 19, 3:07 PM

[Race List](#) | [Race Summary](#) | [Race Details](#) | [Race Details \(Printer Friendly\)](#)

23 of 23 (100.0%) precincts reporting				
Karen Campbell		8,252	22.9%	
Loraine DeMuynck		7,845	21.8%	
Alan Dean Naldrett		7,023	19.5%	
Jean V. Davis		6,513	18.1%	
Kermit Harris		6,359	17.7%	

These same results may also be obtained via:

- > Election Telephone Hotline: 586.469.5209
- > 24-Hour Fax (Within MI): 1.888.99.CLERK (request document number 6700)
- > 24-Hour Fax (Outside of MI): 1.310.575.5035 (request document number 6700)




Election Results

Clinton Twp Supervisor One 4-year term

official results, updated November 19, 3:07 PM

[Race List](#) | [Race Summary](#) | [Race Details](#) | [Race Details \(Printer Friendly\)](#)

54 of 54 (100.0%) precincts reporting				
Robert James Cannon	REP	29,465	100.0%	

These same results may also be obtained via:

- > Election Telephone Hotline: 586.469.5209
- > 24-Hour Fax (Within MI): 1.888.99.CLERK (request document number 6700)
- > 24-Hour Fax (Outside of MI): 1.310.575.5035 (request document number 6700)



Election Results

Clinton Twp Clerk One 4-year term

official results, updated November 19, 3:07 PM

[Race List](#) | [Race Summary](#) | [Race Details](#) | [Race Details \(Printer Friendly\)](#)

54 of 54 (100.0%) precincts reporting				
George Fitzgerald	DEM	34,036	100.0%	

These same results may also be obtained via:

- > Election Telephone Hotline: 586.469.5209
- > 24-Hour Fax (Within MI): 1.888.99.CLERK (request document number 6700)
- > 24-Hour Fax (Outside of MI): 1.310.575.5035 (request document number 6700)




Election Results

Clinton Twp Treasurer One 4-year term

official results, updated November 19, 3:07 PM

[Race List](#) | [Race Summary](#) | [Race Details](#) | [Race Details \(Printer Friendly\)](#)

54 of 54 (100.0%) precincts reporting				
William J. Sowerby	DEM	34,100	100.0%	

These same results may also be obtained via:

- > Election Telephone Hotline: 586.469.5209
- > 24-Hour Fax (Within MI): 1.888.99.CLERK (request document number 6700)
- > 24-Hour Fax (Outside of MI): 1.310.575.5035 (request document number 6700)



Election Results

Clinton Twp Trustee Four 4-year terms

official results, updated November 19, 3:07 PM

[Race List](#) | [Race Summary](#) | [Race Details](#) | [Race Details \(Printer Friendly\)](#)

54 of 54 (100.0%) precincts reporting				
Jenifer Jo West	DEM	26,410	19.2%	
Ernest Hornung	DEM	26,380	19.2%	
Kenneth Pearl	DEM	25,138	18.3%	
Dean Joseph Reynolds	DEM	24,924	18.1%	
John Russi	REP	18,039	13.1%	
Derek Wilczynski	REP	16,635	12.1%	

These same results may also be obtained via:

- > Election Telephone Hotline: 586.469.5209
- > 24-Hour Fax (Within MI): 1.888.99.CLERK (request document number 6700)
- > 24-Hour Fax (Outside of MI): 1.310.575.5035 (request document number 6700)



Election Results

Harrison Twp Supervisor One 4-year term

official results, updated November 19, 3:07 PM

[Race List](#) | [Race Summary](#) | [Race Details](#) | [Race Details \(Printer Friendly\)](#)

13 of 13 (100.0%) precincts reporting				
Anthony G. Forlini	REP	6,396	50.3%	
Mark Knowles	DEM	6,310	49.7%	

These same results may also be obtained via:



- > Election Telephone Hotline: 586.469.5209
- > 24-Hour Fax (Within MI): 1.888.99.CLERK (request document number 6700)
- > 24-Hour Fax (Outside of MI): 1.310.575.5035 (request document number 6700)



Harrison Twp Clerk One 4-year term

official results, updated November 19, 3:07 PM

[Race List](#) | [Race Summary](#) | [Race Details](#) | [Race Details \(Printer Friendly\)](#)

13 of 13 (100.0%) precincts reporting				
Jan P. Jorgensen	REP	7,252	58.6%	
James A. Ulinski	DEM	5,120	41.4%	

These same results may also be obtained via:

- > Election Telephone Hotline: 586.469.5209
- > 24-Hour Fax (Within MI): 1.888.99.CLERK (request document number 6700)
- > 24-Hour Fax (Outside of MI): 1.310.575.5035 (request document number 6700)




Election Results

Harrison Twp Treasurer One 4-year term

official results, updated November 19, 3:07 PM

[Race List](#) | [Race Summary](#) | [Race Details](#) | [Race Details \(Printer Friendly\)](#)

13 of 13 (100.0%) precincts reporting				
Darrin S. York	REP	8,109	100.0%	

These same results may also be obtained via:

- > Election Telephone Hotline: 586.469.5209
- > 24-Hour Fax (Within MI): 1.888.99.CLERK (request document number 6700)
- > 24-Hour Fax (Outside of MI): 1.310.575.5035 (request document number 6700)



Election Results

Harrison Twp Trustee Four 4-year terms

official results, updated November 19, 3:07 PM

[Race List](#) | [Race Summary](#) | [Race Details](#) | [Race Details \(Printer Friendly\)](#)

13 of 13 (100.0%) precincts reporting				
Larry Tomenello	REP	5,780	13.3%	■
John Swiatkowski	DEM	5,738	13.2%	■
Kenneth J. Verkest	REP	5,541	12.8%	■
Frank Kapral	REP	5,504	12.7%	■
Barbara C. Urban	REP	5,470	12.6%	■
David Bratto	DEM	5,289	12.2%	■
Linda Karczewski	DEM	5,134	11.9%	■
Loreen Dennis	DEM	4,850	11.2%	■

These same results may also be obtained via:

- > Election Telephone Hotline: 586.469.5209
- > 24-Hour Fax (Within MI): 1.888.99.CLERK (request document number 6700)
- > 24-Hour Fax (Outside of MI): 1.310.575.5035 (request document number 6700)




Election Results

Lake Twp Supervisor One 4-year term

official results, updated November 19, 3:07 PM

[Race List](#) | [Race Summary](#) | [Race Details](#) | [Race Details \(Printer Friendly\)](#)

1 of 1 (100.0%) precincts reporting				
Richard F. Fox	REP	30	100.0%	

These same results may also be obtained via:

- > Election Telephone Hotline: 586.469.5209
- > 24-Hour Fax (Within MI): 1.888.99.CLERK (request document number 6700)
- > 24-Hour Fax (Outside of MI): 1.310.575.5035 (request document number 6700)



Election Results

Lake Twp Clerk One 4-year term

official results, updated November 19, 3:07 PM

[Race List](#) | [Race Summary](#) | [Race Details](#) | [Race Details \(Printer Friendly\)](#)

1 of 1 (100.0%) precincts reporting				
Rose Garland Thornton	REP	35	100.0%	

These same results may also be obtained via:

- > Election Telephone Hotline: 586.469.5209
- > 24-Hour Fax (Within MI): 1.888.99.CLERK (request document number 6700)
- > 24-Hour Fax (Outside of MI): 1.310.575.5035 (request document number 6700)




Election Results

Lake Twp Treasurer One 4-year term

official results, updated November 19, 3:07 PM

[Race List](#) | [Race Summary](#) | [Race Details](#) | [Race Details \(Printer Friendly\)](#)

1 of 1 (100.0%) precincts reporting				
James Veit	REP	30	100.0%	

These same results may also be obtained via:

- > Election Telephone Hotline: 586.469.5209
- > 24-Hour Fax (Within MI): 1.888.99.CLERK (request document number 6700)
- > 24-Hour Fax (Outside of MI): 1.310.575.5035 (request document number 6700)



Election Results

Lake Twp Trustee Two 4-year terms

official results, updated November 19, 3:07 PM

[Race List](#) | [Race Summary](#) | [Race Details](#) | [Race Details \(Printer Friendly\)](#)

1 of 1 (100.0%) precincts reporting				
Helen M. Nutting	REP	30	50.8%	
Glenn Peters	REP	29	49.2%	

These same results may also be obtained via:

- > Election Telephone Hotline: 586.469.5209
- > 24-Hour Fax (Within MI): 1.888.99.CLERK (request document number 6700)
- > 24-Hour Fax (Outside of MI): 1.310.575.5035 (request document number 6700)




Election Results

Lenox Twp Supervisor One 4-year term

official results, updated November 19, 3:07 PM

[Race List](#) | [Race Summary](#) | [Race Details](#) | [Race Details \(Printer Friendly\)](#)

5 of 5 (100.0%) precincts reporting				
Ron Trombly	DEM	2,930	100.0%	

These same results may also be obtained via:

- > Election Telephone Hotline: 586.469.5209
- > 24-Hour Fax (Within MI): 1.888.99.CLERK (request document number 6700)
- > 24-Hour Fax (Outside of MI): 1.310.575.5035 (request document number 6700)




Election Results

Lenox Twp Clerk One 4-year term

official results, updated November 19, 3:07 PM

[Race List](#) | [Race Summary](#) | [Race Details](#) | [Race Details \(Printer Friendly\)](#)

5 of 5 (100.0%) precincts reporting				
Jodi Kethe	DEM	3,084	100.0%	

These same results may also be obtained via:

- > Election Telephone Hotline: 586.469.5209
- > 24-Hour Fax (Within MI): 1.888.99.CLERK (request document number 6700)
- > 24-Hour Fax (Outside of MI): 1.310.575.5035 (request document number 6700)



Election Results

Lenox Twp Treasurer One 4-year term

official results, updated November 19, 3:07 PM

[Race List](#) | [Race Summary](#) | [Race Details](#) | [Race Details \(Printer Friendly\)](#)

5 of 5 (100.0%) precincts reporting				
Karon J. Ottenbacher	DEM	3,192	100.0%	

These same results may also be obtained via:

- > Election Telephone Hotline: 586.469.5209
- > 24-Hour Fax (Within MI): 1.888.99.CLERK (request document number 6700)
- > 24-Hour Fax (Outside of MI): 1.310.575.5035 (request document number 6700)



Election Results

Lenox Twp Trustee Two 4-year terms

official results, updated November 19, 3:07 PM

[Race List](#) | [Race Summary](#) | [Race Details](#) | [Race Details \(Printer Friendly\)](#)

5 of 5 (100.0%) precincts reporting				
Mary Beth Paisley	DEM	2,287	35.0%	
Karen A. Turchi	DEM	2,072	31.7%	
Stewart Thurman	REP	1,417	21.7%	
Jerome Gennette	NPA	766	11.7%	

These same results may also be obtained via:

- > Election Telephone Hotline: 586.469.5209
- > 24-Hour Fax (Within MI): 1.888.99.CLERK (request document number 6700)
- > 24-Hour Fax (Outside of MI): 1.310.575.5035 (request document number 6700)



Election Results

Lenox Twp Library Board Six 4-year terms

official results, updated November 19, 3:07 PM

[Race List](#) | [Race Summary](#) | [Race Details](#) | [Race Details \(Printer Friendly\)](#)

5 of 5 (100.0%) precincts reporting				
Shirley M. Drake		1,814	18.5%	■
Kathleen Darst		1,768	18.0%	■
Sylvia Steward		1,639	16.7%	■
Mark Goralczyk		1,587	16.1%	■
Susan K. Dudgeon		1,585	16.1%	■
Celeste Eckman Himanek		1,436	14.6%	■

These same results may also be obtained via:

- > Election Telephone Hotline: 586.469.5209
- > 24-Hour Fax (Within MI): 1.888.99.CLERK (request document number 6700)
- > 24-Hour Fax (Outside of MI): 1.310.575.5035 (request document number 6700)



Election Results

Macomb Twp Supervisor One 4-year term

official results, updated November 19, 3:07 PM

[Race List](#) | [Race Summary](#) | [Race Details](#) | [Race Details \(Printer Friendly\)](#)

37 of 37 (100.0%) precincts reporting				
Mark H. Grabow	DEM	18,712	52.1%	
John Brennan	REP	17,183	47.9%	

These same results may also be obtained via:

- > Election Telephone Hotline: 586.469.5209
- > 24-Hour Fax (Within MI): 1.888.99.CLERK (request document number 6700)
- > 24-Hour Fax (Outside of MI): 1.310.575.5035 (request document number 6700)




Election Results

Macomb Twp Clerk One 4-year term

official results, updated November 19, 3:07 PM

[Race List](#) | [Race Summary](#) | [Race Details](#) | [Race Details \(Printer Friendly\)](#)

37 of 37 (100.0%) precincts reporting				
Michael D. Koehs	REP	24,719	100.0%	

These same results may also be obtained via:

- > Election Telephone Hotline: 586.469.5209
- > 24-Hour Fax (Within MI): 1.888.99.CLERK (request document number 6700)
- > 24-Hour Fax (Outside of MI): 1.310.575.5035 (request document number 6700)



Election Results

Macomb Twp Treasurer One 4-year term

official results, updated November 19, 3:07 PM

[Race List](#) | [Race Summary](#) | [Race Details](#) | [Race Details \(Printer Friendly\)](#)

37 of 37 (100.0%) precincts reporting				
Marie Malburg	REP	19,319	56.5%	
Kenneth Paul Jenkins	DEM	14,896	43.5%	

These same results may also be obtained via:

- > Election Telephone Hotline: 586.469.5209
- > 24-Hour Fax (Within MI): 1.888.99.CLERK (request document number 6700)
- > 24-Hour Fax (Outside of MI): 1.310.575.5035 (request document number 6700)



Election Results

Macomb Twp Trustee Four 4-year terms

official results, updated November 19, 3:07 PM

[Race List](#) | [Race Summary](#) | [Race Details](#) | [Race Details \(Printer Friendly\)](#)

37 of 37 (100.0%) precincts reporting					
Janet Dunn	REP	19,207	20.8%		
Dino Bucci	REP	18,897	20.5%		
Nancy J. Nevers	REP	18,612	20.2%		
Roger M. Krzeminski	REP	17,866	19.4%		
Robert D. Figlioli	DEM	17,659	19.1%		

These same results may also be obtained via:

- > Election Telephone Hotline: 586.469.5209
- > 24-Hour Fax (Within MI): 1.888.99.CLERK (request document number 6700)
- > 24-Hour Fax (Outside of MI): 1.310.575.5035 (request document number 6700)



Election Results

Ray Twp Supervisor One 4-year term

official results, updated November 19, 3:07 PM

[Race List](#) | [Race Summary](#) | [Race Details](#) | [Race Details \(Printer Friendly\)](#)

3 of 3 (100.0%) precincts reporting				
Charles R. Bohm	REP	1,587	100.0%	

These same results may also be obtained via:

- > Election Telephone Hotline: 586.469.5209
- > 24-Hour Fax (Within MI): 1.888.99.CLERK (request document number 6700)
- > 24-Hour Fax (Outside of MI): 1.310.575.5035 (request document number 6700)




Election Results

Ray Twp Clerk One 4-year term

official results, updated November 19, 3:07 PM

[Race List](#) | [Race Summary](#) | [Race Details](#) | [Race Details \(Printer Friendly\)](#)

3 of 3 (100.0%) precincts reporting				
Kenneth Artman	REP	1,535	100.0%	

These same results may also be obtained via:

- > Election Telephone Hotline: 586.469.5209
- > 24-Hour Fax (Within MI): 1.888.99.CLERK (request document number 6700)
- > 24-Hour Fax (Outside of MI): 1.310.575.5035 (request document number 6700)




Election Results

Ray Twp Treasurer One 4-year term

official results, updated November 19, 3:07 PM

[Race List](#) | [Race Summary](#) | [Race Details](#) | [Race Details \(Printer Friendly\)](#)

3 of 3 (100.0%) precincts reporting				
Douglas Stier	REP	1,483	100.0%	

These same results may also be obtained via:

- > Election Telephone Hotline: 586.469.5209
- > 24-Hour Fax (Within MI): 1.888.99.CLERK (request document number 6700)
- > 24-Hour Fax (Outside of MI): 1.310.575.5035 (request document number 6700)



Election Results

Ray Twp Trustee Two 4-year terms

official results, updated November 19, 3:07 PM

[Race List](#) | [Race Summary](#) | [Race Details](#) | [Race Details \(Printer Friendly\)](#)

3 of 3 (100.0%) precincts reporting				
Betty L. Grader	REP	1,424	51.2%	
John T. Zoccola	REP	1,358	48.8%	

These same results may also be obtained via:

- > Election Telephone Hotline: 586.469.5209
- > 24-Hour Fax (Within MI): 1.888.99.CLERK (request document number 6700)
- > 24-Hour Fax (Outside of MI): 1.310.575.5035 (request document number 6700)



Ray Twp Library Board Six 4-year terms

official results, updated November 19, 3:07 PM

[Race List](#) | [Race Summary](#) | [Race Details](#) | [Race Details \(Printer Friendly\)](#)

3 of 3 (100.0%) precincts reporting				
Theresa A. Goike		1,074	35.6%	
Camille Grabb		684	22.7%	
James Jerse		637	21.1%	
Elli Minert		618	20.5%	

These same results may also be obtained via:

- > Election Telephone Hotline: 586.469.5209
- > 24-Hour Fax (Within MI): 1.888.99.CLERK (request document number 6700)
- > 24-Hour Fax (Outside of MI): 1.310.575.5035 (request document number 6700)




Election Results

Richmond Twp Supervisor One 4-year term

official results, updated November 19, 3:07 PM

[Race List](#) | [Race Summary](#) | [Race Details](#) | [Race Details \(Printer Friendly\)](#)

2 of 2 (100.0%) precincts reporting				
Gordon Fuerstenau	REP	1,401	100.0%	

These same results may also be obtained via:

- > Election Telephone Hotline: 586.469.5209
- > 24-Hour Fax (Within MI): 1.888.99.CLERK (request document number 6700)
- > 24-Hour Fax (Outside of MI): 1.310.575.5035 (request document number 6700)



Richmond Twp Clerk One 4-year term

official results, updated November 19, 3:07 PM

[Race List](#) | [Race Summary](#) | [Race Details](#) | [Race Details \(Printer Friendly\)](#)

2 of 2 (100.0%) precincts reporting				
Cindi Greenia	REP	1,404	100.0%	

These same results may also be obtained via:

- > Election Telephone Hotline: 586.469.5209
- > 24-Hour Fax (Within MI): 1.888.99.CLERK (request document number 6700)
- > 24-Hour Fax (Outside of MI): 1.310.575.5035 (request document number 6700)




Election Results

Richmond Twp Treasurer One 4-year term

official results, updated November 19, 3:07 PM

[Race List](#) | [Race Summary](#) | [Race Details](#) | [Race Details \(Printer Friendly\)](#)

2 of 2 (100.0%) precincts reporting				
Robert Szalka	REP	1,353	100.0%	

These same results may also be obtained via:

- > Election Telephone Hotline: 586.469.5209
- > 24-Hour Fax (Within MI): 1.888.99.CLERK (request document number 6700)
- > 24-Hour Fax (Outside of MI): 1.310.575.5035 (request document number 6700)



Richmond Twp Trustee Two 4-year terms

official results, updated November 19, 3:07 PM

[Race List](#) | [Race Summary](#) | [Race Details](#) | [Race Details \(Printer Friendly\)](#)

2 of 2 (100.0%) precincts reporting				
Sharron Jusko	REP	1,260	51.9%	
Cathy LaFontaine	REP	1,169	48.1%	

These same results may also be obtained via:

- > Election Telephone Hotline: 586.469.5209
- > 24-Hour Fax (Within MI): 1.888.99.CLERK (request document number 6700)
- > 24-Hour Fax (Outside of MI): 1.310.575.5035 (request document number 6700)



Election Results

Shelby Twp Supervisor One 4-year term

official results, updated November 19, 3:07 PM

[Race List](#) | [Race Summary](#) | [Race Details](#) | [Race Details \(Printer Friendly\)](#)

33 of 33 (100.0%) precincts reporting				
Richard Stathakis	REP	25,716	100.0%	

These same results may also be obtained via:

- > Election Telephone Hotline: 586.469.5209
- > 24-Hour Fax (Within MI): 1.888.99.CLERK (request document number 6700)
- > 24-Hour Fax (Outside of MI): 1.310.575.5035 (request document number 6700)



Shelby Twp Clerk One 4-year term

official results, updated November 19, 3:07 PM

[Race List](#) | [Race Summary](#) | [Race Details](#) | [Race Details \(Printer Friendly\)](#)

33 of 33 (100.0%) precincts reporting				
Terri Kowal	REP	25,687	100.0%	

These same results may also be obtained via:

- > Election Telephone Hotline: 586.469.5209
- > 24-Hour Fax (Within MI): 1.888.99.CLERK (request document number 6700)
- > 24-Hour Fax (Outside of MI): 1.310.575.5035 (request document number 6700)




Election Results

Shelby Twp Treasurer One 4-year term

official results, updated November 19, 3:07 PM

[Race List](#) | [Race Summary](#) | [Race Details](#) | [Race Details \(Printer Friendly\)](#)

33 of 33 (100.0%) precincts reporting				
Paul Viar	REP	24,652	100.0%	

These same results may also be obtained via:

- > Election Telephone Hotline: 586.469.5209
- > 24-Hour Fax (Within MI): 1.888.99.CLERK (request document number 6700)
- > 24-Hour Fax (Outside of MI): 1.310.575.5035 (request document number 6700)



Election Results

Shelby Twp Trustee Four 4-year terms

official results, updated November 19, 3:07 PM

[Race List](#) | [Race Summary](#) | [Race Details](#) | [Race Details \(Printer Friendly\)](#)

33 of 33 (100.0%) precincts reporting				
Lisa Manzella	REP	19,986	20.9%	
Michael Flynn	REP	19,924	20.9%	
Paula Calvaruso Filar	REP	19,831	20.8%	
Douglas C. Wozniak	REP	19,599	20.5%	
Clarence Cook	DEM	16,074	16.8%	

These same results may also be obtained via:

- > Election Telephone Hotline: 586.469.5209
- > 24-Hour Fax (Within MI): 1.888.99.CLERK (request document number 6700)
- > 24-Hour Fax (Outside of MI): 1.310.575.5035 (request document number 6700)



Washington Twp Supervisor One 4-year term

official results, updated November 19, 3:07 PM

[Race List](#) | [Race Summary](#) | [Race Details](#) | [Race Details \(Printer Friendly\)](#)

10 of 10 (100.0%) precincts reporting				
Dan O'Leary	REP	9,177	100.0%	

These same results may also be obtained via:

- > Election Telephone Hotline: 586.469.5209
- > 24-Hour Fax (Within MI): 1.888.99.CLERK (request document number 6700)
- > 24-Hour Fax (Outside of MI): 1.310.575.5035 (request document number 6700)




Election Results

Washington Twp Clerk One 4-year term

official results, updated November 19, 3:07 PM

[Race List](#) | [Race Summary](#) | [Race Details](#) | [Race Details \(Printer Friendly\)](#)

10 of 10 (100.0%) precincts reporting				
Kathy Bosheers	REP	8,974	100.0%	

These same results may also be obtained via:

- > Election Telephone Hotline: 586.469.5209
- > 24-Hour Fax (Within MI): 1.888.99.CLERK (request document number 6700)
- > 24-Hour Fax (Outside of MI): 1.310.575.5035 (request document number 6700)



Election Results

Washington Twp Treasurer One 4-year term

official results, updated November 19, 3:07 PM

[Race List](#) | [Race Summary](#) | [Race Details](#) | [Race Details \(Printer Friendly\)](#)

10 of 10 (100.0%) precincts reporting				
Linda S. Verellen	REP	9,405	100.0%	

These same results may also be obtained via:

- > Election Telephone Hotline: 586.469.5209
- > 24-Hour Fax (Within MI): 1.888.99.CLERK (request document number 6700)
- > 24-Hour Fax (Outside of MI): 1.310.575.5035 (request document number 6700)



Election Results

Washington Twp Trustee Four 4-year terms

official results, updated November 19, 3:07 PM

[Race List](#) | [Race Summary](#) | [Race Details](#) | [Race Details \(Printer Friendly\)](#)

10 of 10 (100.0%) precincts reporting				
Lisa Rapp	REP	8,196	24.8%	
Abby Jacobson	REP	7,680	23.2%	
Art Grimes	REP	7,305	22.1%	
Jim Richardson	REP	7,286	22.1%	
Walter C. Fouts	NPA	2,573	7.8%	

These same results may also be obtained via:

- > Election Telephone Hotline: 586.469.5209
- > 24-Hour Fax (Within MI): 1.888.99.CLERK (request document number 6700)
- > 24-Hour Fax (Outside of MI): 1.310.575.5035 (request document number 6700)



Election Results

Supreme Court Justice One 8-year term

official results, updated November 19, 3:07 PM

[Race List](#) | [Race Summary](#) | [Race Details](#) | [Race Details \(Printer Friendly\)](#)

450 of 450 (100.0%) precincts reporting				
Diane Marie Hathaway		153,512	49.7%	
Cliff Taylor		115,940	37.5%	
Robert W. Roddis		39,622	12.8%	

These same results may also be obtained via:

- > Election Telephone Hotline: 586.469.5209
- > 24-Hour Fax (Within MI): 1.888.99.CLERK (request document number 6700)
- > 24-Hour Fax (Outside of MI): 1.310.575.5035 (request document number 6700)



Election Results

Court of Appeals Judge - District 2 Three 6-year terms Incumbent Position

official results, updated November 19, 3:07 PM

[Race List](#) | [Race Summary](#) | [Race Details](#) | [Race Details \(Printer Friendly\)](#)

450 of 450 (100.0%) precincts reporting				
Mark J. Cavanagh		211,566	40.3%	
E. Thomas Fitzgerald		173,263	33.0%	
Henry William Saad		139,651	26.6%	

These same results may also be obtained via:

- > Election Telephone Hotline: 586.469.5209
- > 24-Hour Fax (Within MI): 1.888.99.CLERK (request document number 6700)
- > 24-Hour Fax (Outside of MI): 1.310.575.5035 (request document number 6700)



Election Results

Court of Appeals Judge - District 2 Partial term ending 1/1/2013 Incumbent Position

official results, updated November 19, 3:07 PM

[Race List](#) | [Race Summary](#) | [Race Details](#) | [Race Details \(Printer Friendly\)](#)

450 of 450 (100.0%) precincts reporting			
Elizabeth L. Gleicher		220,070	100.0%

These same results may also be obtained via:

- > Election Telephone Hotline: 586.469.5209
- > 24-Hour Fax (Within MI): 1.888.99.CLERK (request document number 6700)
- > 24-Hour Fax (Outside of MI): 1.310.575.5035 (request document number 6700)



Election Results

Circuit Court Judge - Circuit 16 Four 6-year terms Incumbent Position

official results, updated November 19, 3:07 PM

[Race List](#) | [Race Summary](#) | [Race Details](#) | [Race Details \(Printer Friendly\)](#)

450 of 450 (100.0%) precincts reporting				
Peter J. Maceroni		177,161	26.0%	
Diane M. Druzinski		173,260	25.4%	
Matthew Switalski		172,660	25.4%	
John C. Foster		157,826	23.2%	

These same results may also be obtained via:

- > Election Telephone Hotline: 586.469.5209
- > 24-Hour Fax (Within MI): 1.888.99.CLERK (request document number 6700)
- > 24-Hour Fax (Outside of MI): 1.310.575.5035 (request document number 6700)



Election Results

Probate Court Judge

One 6-year term

Incumbent Position

official results, updated November 19, 3:07 PM

[Race List](#) | [Race Summary](#) | [Race Details](#) | [Race Details \(Printer Friendly\)](#)

450 of 450 (100.0%) precincts reporting				
Kathryn A. George		169,406	60.5%	
Debra Lux-Roland		110,724	39.5%	

These same results may also be obtained via:

- > Election Telephone Hotline: 586.469.5209
- > 24-Hour Fax (Within MI): 1.888.99.CLERK (request document number 6700)
- > 24-Hour Fax (Outside of MI): 1.310.575.5035 (request document number 6700)



Election Results

District Court Judge - District 37

One 6-year term

Incumbent Position

official results, updated November 19, 3:07 PM

[Race List](#) | [Race Summary](#) | [Race Details](#) | [Race Details \(Printer Friendly\)](#)

102 of 102 (100.0%) precincts reporting			
Jennifer M. Faunce		39,045	100.0%

These same results may also be obtained via:

- > Election Telephone Hotline: 586.469.5209
- > 24-Hour Fax (Within MI): 1.888.99.CLERK (request document number 6700)
- > 24-Hour Fax (Outside of MI): 1.310.575.5035 (request document number 6700)



Election Results

District Court Judge - District 38

One 6-year term

Incumbent Position

official results, updated November 19, 3:07 PM

[Race List](#) | [Race Summary](#) | [Race Details](#) | [Race Details \(Printer Friendly\)](#)

16 of 16 (100.0%) precincts reporting				
Carl F. Gerds, III		7,527	53.4%	
Norene S. Redmond		6,578	46.6%	

These same results may also be obtained via:

- > Election Telephone Hotline: 586.469.5209
- > 24-Hour Fax (Within MI): 1.888.99.CLERK (request document number 6700)
- > 24-Hour Fax (Outside of MI): 1.310.575.5035 (request document number 6700)



Election Results

District Court Judge - District 39

One 6-year term

Incumbent Position

official results, updated November 19, 3:07 PM

[Race List](#) | [Race Summary](#) | [Race Details](#) | [Race Details \(Printer Friendly\)](#)

32 of 32 (100.0%) precincts reporting			
Joseph F. Boedeker		17,113	100.0%

These same results may also be obtained via:

- > Election Telephone Hotline: 586.469.5209
- > 24-Hour Fax (Within MI): 1.888.99.CLERK (request document number 6700)
- > 24-Hour Fax (Outside of MI): 1.310.575.5035 (request document number 6700)



Election Results

District Court Judge - District 40

One 6-year term

Incumbent Position

official results, updated November 19, 3:07 PM

[Race List](#) | [Race Summary](#) | [Race Details](#) | [Race Details \(Printer Friendly\)](#)

28 of 28 (100.0%) precincts reporting			
Joseph Craigen Oster		22,041	100.0%

These same results may also be obtained via:

- > Election Telephone Hotline: 586.469.5209
- > 24-Hour Fax (Within MI): 1.888.99.CLERK (request document number 6700)
- > 24-Hour Fax (Outside of MI): 1.310.575.5035 (request document number 6700)



District Court Judge - District 41A

One 6-year term

Incumbent Position

official results, updated November 19, 3:07 PM

[Race List](#) | [Race Summary](#) | [Race Details](#) | [Race Details \(Printer Friendly\)](#)

134 of 134 (100.0%) precincts reporting			
Michael S. Maceroni		76,785	100.0%

These same results may also be obtained via:

- > Election Telephone Hotline: 586.469.5209
- > 24-Hour Fax (Within MI): 1.888.99.CLERK (request document number 6700)
- > 24-Hour Fax (Outside of MI): 1.310.575.5035 (request document number 6700)



Election Results

District Court Judge - District 41B

One 6-year term

Incumbent Position

official results, updated November 19, 3:07 PM

[Race List](#) | [Race Summary](#) | [Race Details](#) | [Race Details \(Printer Friendly\)](#)

76 of 76 (100.0%) precincts reporting			
Linda Davis		38,623	100.0%

These same results may also be obtained via:

- > Election Telephone Hotline: 586.469.5209
- > 24-Hour Fax (Within MI): 1.888.99.CLERK (request document number 6700)
- > 24-Hour Fax (Outside of MI): 1.310.575.5035 (request document number 6700)



Election Results

District Court Judge - District 41B

Partial term ending 1/1/2011

Incumbent Position

official results, updated November 19, 3:07 PM

[Race List](#) | [Race Summary](#) | [Race Details](#) | [Race Details \(Printer Friendly\)](#)

76 of 76 (100.0%) precincts reporting				
Sheila Miller		26,977	53.2%	
Joseph P. Ciaramitaro		23,765	46.8%	

These same results may also be obtained via:

- > Election Telephone Hotline: 586.469.5209
- > 24-Hour Fax (Within MI): 1.888.99.CLERK (request document number 6700)
- > 24-Hour Fax (Outside of MI): 1.310.575.5035 (request document number 6700)



Election Results

District Court Judge - District 42 - Division I One 6-year term Incumbent Position

official results, updated November 19, 3:07 PM

[Race List](#) | [Race Summary](#) | [Race Details](#) | [Race Details \(Printer Friendly\)](#)

27 of 27 (100.0%) precincts reporting			
Denis LeDuc		16,577	100.0%

These same results may also be obtained via:

- > Election Telephone Hotline: 586.469.5209
- > 24-Hour Fax (Within MI): 1.888.99.CLERK (request document number 6700)
- > 24-Hour Fax (Outside of MI): 1.310.575.5035 (request document number 6700)



Election Results

Armada Village President One 2-year term

official results, updated November 19, 3:07 PM

[Race List](#) | [Race Summary](#) | [Race Details](#) | [Race Details \(Printer Friendly\)](#)

2 of 2 (100.0%) precincts reporting				
Kathleen Stork		379	51.1%	
Lyle Carl Ballard		363	48.9%	

These same results may also be obtained via:

- > Election Telephone Hotline: 586.469.5209
- > 24-Hour Fax (Within MI): 1.888.99.CLERK (request document number 6700)
- > 24-Hour Fax (Outside of MI): 1.310.575.5035 (request document number 6700)



Election Results

Armada Village Clerk One 2-year term

official results, updated November 19, 3:07 PM

[Race List](#) | [Race Summary](#) | [Race Details](#) | [Race Details \(Printer Friendly\)](#)

2 of 2 (100.0%) precincts reporting				
Michelle Poulos		430	61.5%	
Brandon Saelens		269	38.5%	

These same results may also be obtained via:

- > Election Telephone Hotline: 586.469.5209
- > 24-Hour Fax (Within MI): 1.888.99.CLERK (request document number 6700)
- > 24-Hour Fax (Outside of MI): 1.310.575.5035 (request document number 6700)



Armada Village Treasurer One 2-year term

official results, updated November 19, 3:07 PM

[Race List](#) | [Race Summary](#) | [Race Details](#) | [Race Details \(Printer Friendly\)](#)

2 of 2 (100.0%) precincts reporting			
Jo E. Adair		547	100.0%

These same results may also be obtained via:

- > Election Telephone Hotline: 586.469.5209
- > 24-Hour Fax (Within MI): 1.888.99.CLERK (request document number 6700)
- > 24-Hour Fax (Outside of MI): 1.310.575.5035 (request document number 6700)









Election Results

Armada Village Trustee Three 4-year terms

official results, updated November 19, 3:07 PM

[Race List](#) | [Race Summary](#) | [Race Details](#) | [Race Details \(Printer Friendly\)](#)

2 of 2 (100.0%) precincts reporting				
Sherri Cooper		458	26.2%	
Michael A. Stirrett		315	18.0%	
Stephen G. Clark		292	16.7%	
Daniel J. Sutherland		240	13.7%	
Brandon Guse		227	13.0%	
Richard Thomas Goike II		215	12.3%	

These same results may also be obtained via:

- > Election Telephone Hotline: 586.469.5209
- > 24-Hour Fax (Within MI): 1.888.99.CLERK (request document number 6700)
- > 24-Hour Fax (Outside of MI): 1.310.575.5035 (request document number 6700)



Election Results

New Haven Village President One 2-year term

official results, updated November 19, 3:07 PM

[Race List](#) | [Race Summary](#) | [Race Details](#) | [Race Details \(Printer Friendly\)](#)

3 of 3 (100.0%) precincts reporting				
Jammie Kincaid		777	43.1%	
Robert J. Pannell		637	35.3%	
Jeno Cram		390	21.6%	

These same results may also be obtained via:

- > Election Telephone Hotline: 586.469.5209
- > 24-Hour Fax (Within MI): 1.888.99.CLERK (request document number 6700)
- > 24-Hour Fax (Outside of MI): 1.310.575.5035 (request document number 6700)



New Haven Village Clerk One 2-year term

official results, updated November 19, 3:07 PM

[Race List](#) | [Race Summary](#) | [Race Details](#) | [Race Details \(Printer Friendly\)](#)

3 of 3 (100.0%) precincts reporting				
Greta Jackson		1,039	63.3%	
Ruth A. Sims		602	36.7%	

These same results may also be obtained via:

- > Election Telephone Hotline: 586.469.5209
- > 24-Hour Fax (Within MI): 1.888.99.CLERK (request document number 6700)
- > 24-Hour Fax (Outside of MI): 1.310.575.5035 (request document number 6700)



Election Results

New Haven Village Treasurer One 2-year term

official results, updated November 19, 3:07 PM

[Race List](#) | [Race Summary](#) | [Race Details](#) | [Race Details \(Printer Friendly\)](#)

3 of 3 (100.0%) precincts reporting				
Mitzi R. Walker		782	51.1%	
Meribeth Fordyce		749	48.9%	

These same results may also be obtained via:

- > Election Telephone Hotline: 586.469.5209
- > 24-Hour Fax (Within MI): 1.888.99.CLERK (request document number 6700)
- > 24-Hour Fax (Outside of MI): 1.310.575.5035 (request document number 6700)



New Haven Village Trustee Three 4-year terms

official results, updated November 19, 3:07 PM

[Race List](#) | [Race Summary](#) | [Race Details](#) | [Race Details \(Printer Friendly\)](#)

3 of 3 (100.0%) precincts reporting				
Debra Hill		833	19.9%	<div style="width: 20px; height: 10px; background-color: red;"></div>
Phil Hea		761	18.2%	<div style="width: 20px; height: 10px; background-color: red;"></div>
Gloria Jones		596	14.3%	<div style="width: 20px; height: 10px; background-color: red;"></div>
William Goward		530	12.7%	<div style="width: 20px; height: 10px; background-color: red;"></div>
Loretta J. Jones		434	10.4%	<div style="width: 20px; height: 10px; background-color: red;"></div>
John Jambriska		384	9.2%	<div style="width: 20px; height: 10px; background-color: red;"></div>
Michaela Martin		301	7.2%	<div style="width: 20px; height: 10px; background-color: red;"></div>
Ronald M. Longo		173	4.1%	<div style="width: 20px; height: 10px; background-color: red;"></div>
Vernon Carraway		166	4.0%	<div style="width: 20px; height: 10px; background-color: red;"></div>

These same results may also be obtained via:

- > Election Telephone Hotline: 586.469.5209
- > 24-Hour Fax (Within MI): 1.888.99.CLERK (request document number 6700)
- > 24-Hour Fax (Outside of MI): 1.310.575.5035 (request document number 6700)



Election Results

New Haven Village Trustee Two partial terms ending 11/20/2010

official results, updated November 19, 3:07 PM

[Race List](#) | [Race Summary](#) | [Race Details](#) | [Race Details \(Printer Friendly\)](#)

3 of 3 (100.0%) precincts reporting				
Genevieve Rodzik		644	22.7%	
Kenneth Roberts		559	19.7%	
Greg J. Crachiolo		447	15.7%	
Meshell E. Andrews		322	11.3%	
Michael Jennings		297	10.4%	
Dolphus W. Harless, Sr.		228	8.0%	
Bill Musilli		160	5.6%	
Mark Wiles		114	4.0%	
Stephen E. Oipari		72	2.5%	

These same results may also be obtained via:

- > Election Telephone Hotline: 586.469.5209
- > 24-Hour Fax (Within MI): 1.888.99.CLERK (request document number 6700)
- > 24-Hour Fax (Outside of MI): 1.310.575.5035 (request document number 6700)



Romeo Village Trustee Three 4-year terms

official results, updated November 19, 3:07 PM

[Race List](#) | [Race Summary](#) | [Race Details](#) | [Race Details \(Printer Friendly\)](#)

4 of 4 (100.0%) precincts reporting				
Russell J. Rinke		818	26.2%	
Ronald Rossell		610	19.6%	
Margaret Feldhus		602	19.3%	
Brandon Rice		590	18.9%	
Jeremy Jarrett		499	16.0%	

These same results may also be obtained via:

- > Election Telephone Hotline: 586.469.5209
- > 24-Hour Fax (Within MI): 1.888.99.CLERK (request document number 6700)
- > 24-Hour Fax (Outside of MI): 1.310.575.5035 (request document number 6700)



Election Results

Lake Shore Public Schools Board of Education Two 4-year terms

official results, updated November 19, 3:07 PM

[Race List](#) | [Race Summary](#) | [Race Details](#) | [Race Details \(Printer Friendly\)](#)

10 of 10 (100.0%) precincts reporting				
Susan D. Jamieson		5,938	52.6%	
Kurt J. Ziegler		5,354	47.4%	

These same results may also be obtained via:

- > Election Telephone Hotline: 586.469.5209
- > 24-Hour Fax (Within MI): 1.888.99.CLERK (request document number 6700)
- > 24-Hour Fax (Outside of MI): 1.310.575.5035 (request document number 6700)



Romeo Community Schools Board of Education
Two 4-year terms

official results, updated November 19, 3:07 PM

[Race List](#) | [Race Summary](#) | [Race Details](#) | [Race Details \(Printer Friendly\)](#)

26 of 26 (100.0%) precincts reporting				
Terry Davis		6,030	30.7%	
Greg Jacobson		4,674	23.8%	
Edmund L. Risch		4,629	23.6%	
Deane B. Maue		4,296	21.9%	

These same results may also be obtained via:

- > Election Telephone Hotline: 586.469.5209
- > 24-Hour Fax (Within MI): 1.888.99.CLERK (request document number 6700)
- > 24-Hour Fax (Outside of MI): 1.310.575.5035 (request document number 6700)



South Lake Schools Board of Education
Two 4-year terms

official results, updated November 19, 3:07 PM

[Race List](#) | [Race Summary](#) | [Race Details](#) | [Race Details \(Printer Friendly\)](#)

11 of 11 (100.0%) precincts reporting				
Christi Franklin		5,616	53.5%	
Allan K. Innes		4,876	46.5%	

These same results may also be obtained via:

- > Election Telephone Hotline: 586.469.5209
- > 24-Hour Fax (Within MI): 1.888.99.CLERK (request document number 6700)
- > 24-Hour Fax (Outside of MI): 1.310.575.5035 (request document number 6700)



Election Results

Macomb Community College Board of Trustees Three 6-year terms

official results, updated November 19, 3:06 PM

[Race List](#) | [Race Summary](#) | [Race Details](#) | [Race Details \(Printer Friendly\)](#)

450 of 450 (100.0%) precincts reporting				
Nancy Falcone Sullivan		103,269	17.5%	■
Frank DeSantis		82,851	14.0%	■
Connie Bolanowski		80,712	13.7%	■
Michael G. Kelly		67,680	11.5%	■
John DiLuca		66,636	11.3%	■
David A. Santia		50,002	8.5%	■
Joseph A. Backus		46,028	7.8%	■
Edward T. O'Neil		44,655	7.6%	■
Sebastian S. Previti		25,685	4.4%	■
Stuart K. Jason		22,712	3.8%	■

These same results may also be obtained via:

- > Election Telephone Hotline: 586.469.5209
- > 24-Hour Fax (Within MI): 1.888.99.CLERK (request document number 6700)
- > 24-Hour Fax (Outside of MI): 1.310.575.5035 (request document number 6700)





Election Results

Statewide Proposal 08-1

A legislative initiative to permit the use and cultivation of marijuana for specified medical conditions

official results, updated November 19, 3:06 PM

[Race List](#) | [Race Summary](#) | [Race Details](#) | [Race Details \(Printer Friendly\)](#)

450 of 450 (100.0%) precincts reporting				
YES		257,420	63.7%	
NO		146,483	36.3%	

These same results may also be obtained via:

- > Election Telephone Hotline: 586.469.5209
- > 24-Hour Fax (Within MI): 1.888.99.CLERK (request document number 6700)
- > 24-Hour Fax (Outside of MI): 1.310.575.5035 (request document number 6700)





Election Results

Statewide Proposal 08-2

A proposal to amend the State Constitution to address human embryo and human embryonic stem cell research in Michigan

official results, updated November 19, 3:06 PM

[Race List](#) | [Race Summary](#) | [Race Details](#) | [Race Details \(Printer Friendly\)](#)

450 of 450 (100.0%) precincts reporting				
YES		211,295	52.3%	
NO		192,536	47.7%	

These same results may also be obtained via:

- > Election Telephone Hotline: 586.469.5209
- > 24-Hour Fax (Within MI): 1.888.99.CLERK (request document number 6700)
- > 24-Hour Fax (Outside of MI): 1.310.575.5035 (request document number 6700)



Macomb County Veterans' Millage

official results, updated November 19, 3:06 PM

[Race List](#) | [Race Summary](#) | [Race Details](#) | [Race Details \(Printer Friendly\)](#)

450 of 450 (100.0%) precincts reporting				
YES		260,643	68.0%	
NO		122,696	32.0%	

These same results may also be obtained via:

- > Election Telephone Hotline: 586.469.5209
- > 24-Hour Fax (Within MI): 1.888.99.CLERK (request document number 6700)
- > 24-Hour Fax (Outside of MI): 1.310.575.5035 (request document number 6700)



Chesterfield Township Fire Millage

official results, updated November 19, 3:06 PM

[Race List](#) | [Race Summary](#) | [Race Details](#) | [Race Details \(Printer Friendly\)](#)

23 of 23 (100.0%) precincts reporting				
YES		11,462	56.6%	
NO		8,802	43.4%	

These same results may also be obtained via:

- > Election Telephone Hotline: 586.469.5209
- > 24-Hour Fax (Within MI): 1.888.99.CLERK (request document number 6700)
- > 24-Hour Fax (Outside of MI): 1.310.575.5035 (request document number 6700)



Eastpointe Charter Amendment - Proposal A

official results, updated November 19, 3:06 PM

[Race List](#) | [Race Summary](#) | [Race Details](#) | [Race Details \(Printer Friendly\)](#)

16 of 16 (100.0%) precincts reporting				
YES		8,966	65.1%	
NO		4,817	34.9%	

These same results may also be obtained via:

- > Election Telephone Hotline: 586.469.5209
- > 24-Hour Fax (Within MI): 1.888.99.CLERK (request document number 6700)
- > 24-Hour Fax (Outside of MI): 1.310.575.5035 (request document number 6700)



Eastpointe Charter Amendment - Proposal B

official results, updated November 19, 3:06 PM

[Race List](#) | [Race Summary](#) | [Race Details](#) | [Race Details \(Printer Friendly\)](#)

16 of 16 (100.0%) precincts reporting				
YES		9,132	65.9%	
NO		4,716	34.1%	

These same results may also be obtained via:

- > Election Telephone Hotline: 586.469.5209
- > 24-Hour Fax (Within MI): 1.888.99.CLERK (request document number 6700)
- > 24-Hour Fax (Outside of MI): 1.310.575.5035 (request document number 6700)



Election Results

Macomb County November 4, 2008 Election Precinct Reporting Details

This page contains information about when each jurisdiction reports results. "% In" shows the current number of precincts reporting for that jurisdiction. The "First Report" column shows when they reported the first set of results. When half of the precincts have reported, a timestamp will be recorded in the "50% Reported" column. Once all results are in, the "Results Final" column will be filled-in. You can re-sort the list by clicking any column header.

Updated November 19, 3:07 PM

Jurisdiction	% In	First Report	50% Reported	Results Final
Armada Township	100%	11-04 9:24 PM	11-04 9:40 PM	11-04 9:40 PM
Bruce Township	100%	11-04 9:20 PM	11-04 9:30 PM	11-04 10:20 PM
Center Line	100%	11-04 8:30 PM	11-04 9:54 PM	11-04 10:34 PM
Chesterfield Charter Township	100%	11-04 8:54 PM	11-04 9:54 PM	11-05 06:20 AM
Clinton Township	100%	11-04 10:04 PM	11-04 10:04 PM	11-04 11:50 PM
Eastpointe	100%	11-04 8:44 PM	11-04 10:20 PM	11-05 02:34 AM
Fraser	100%	11-04 8:54 PM	11-04 9:24 PM	11-04 10:34 PM
Harrison Charter Township	100%	11-05 01:48 AM	11-05 01:48 AM	11-05 01:48 AM
Lake Township	100%	11-04 9:14 PM	11-04 9:14 PM	11-04 9:14 PM
Lenox Township	100%	11-04 9:24 PM	11-04 9:30 PM	11-04 10:04 PM
Macomb Township	100%	11-04 10:08 PM	11-04 11:08 PM	11-05 12:14 AM
Memphis	100%	11-04 8:50 PM	11-04 8:50 PM	11-04 8:50 PM
Mt. Clemens	100%	11-04 9:00 PM	11-04 9:40 PM	11-04 10:08 PM
New Baltimore	100%	11-04 9:30 PM	11-04 9:54 PM	11-04 10:34 PM
Ray Township	100%	11-04 9:10 PM	11-04 9:54 PM	11-04 9:54 PM
Richmond Township	100%	11-04 9:10 PM	11-04 9:10 PM	11-04 9:10 PM
Richmond City	100%	11-04 8:40 PM	11-04 9:30 PM	11-04 9:30 PM
Roseville	100%	11-04 8:44 PM	11-04 9:14 PM	11-04 10:54 PM
Shelby Township	100%	11-04 10:04 PM	11-04 10:04 PM	11-05 12:18 AM
St. Clair Shores	100%	11-04 11:50 PM	11-04 11:50 PM	11-04 11:50 PM
Sterling Heights	100%	11-04 9:20 PM	11-04 10:28 PM	11-05 12:44 AM
Utica	100%	11-04 9:00 PM	11-04 9:14 PM	11-04 9:40 PM
Warren	100%	11-04 9:00 PM	11-04 10:20 PM	11-04 11:54 PM
Washington Township	100%	11-04 9:14 PM	11-04 9:40 PM	11-04 10:58 PM



Election Results

Macomb County November 4, 2008 Election Precinct Reporting Details

This page contains information about when each jurisdiction reports results. "% In" shows the current number of precincts reporting for that jurisdiction. The "First Report" column shows when they reported the first set of results. When half of the precincts have reported, a timestamp will be recorded in the "50% Reported" column. Once all results are in, the "Results Final" column will be filled-in. You can re-sort the list by clicking any column header.

Updated November 19, 3:07 PM

Jurisdiction	% In	First Report	50% Reported	Results Final
Armada Township	100%	11-04 9:24 PM	11-04 9:40 PM	11-04 9:40 PM
Bruce Township	100%	11-04 9:20 PM	11-04 9:30 PM	11-04 10:20 PM
Center Line	100%	11-04 8:30 PM	11-04 9:54 PM	11-04 10:34 PM
Chesterfield Charter Township	100%	11-04 8:54 PM	11-04 9:54 PM	11-05 06:20 AM
Clinton Township	100%	11-04 10:04 PM	11-04 10:04 PM	11-04 11:50 PM
Eastpointe	100%	11-04 8:44 PM	11-04 10:20 PM	11-05 02:34 AM
Fraser	100%	11-04 8:54 PM	11-04 9:24 PM	11-04 10:34 PM
Harrison Charter Township	100%	11-05 01:48 AM	11-05 01:48 AM	11-05 01:48 AM
Lake Township	100%	11-04 9:14 PM	11-04 9:14 PM	11-04 9:14 PM
Lenox Township	100%	11-04 9:24 PM	11-04 9:30 PM	11-04 10:04 PM
Macomb Township	100%	11-04 10:08 PM	11-04 11:08 PM	11-05 12:14 AM
Memphis	100%	11-04 8:50 PM	11-04 8:50 PM	11-04 8:50 PM
Mt. Clemens	100%	11-04 9:00 PM	11-04 9:40 PM	11-04 10:08 PM
New Baltimore	100%	11-04 9:30 PM	11-04 9:54 PM	11-04 10:34 PM
Ray Township	100%	11-04 9:10 PM	11-04 9:54 PM	11-04 9:54 PM
Richmond Township	100%	11-04 9:10 PM	11-04 9:10 PM	11-04 9:10 PM
Richmond City	100%	11-04 8:40 PM	11-04 9:30 PM	11-04 9:30 PM
Roseville	100%	11-04 8:44 PM	11-04 9:14 PM	11-04 10:54 PM
Shelby Township	100%	11-04 10:04 PM	11-04 10:04 PM	11-05 12:18 AM
St. Clair Shores	100%	11-04 11:50 PM	11-04 11:50 PM	11-04 11:50 PM
Sterling Heights	100%	11-04 9:20 PM	11-04 10:28 PM	11-05 12:44 AM
Utica	100%	11-04 9:00 PM	11-04 9:14 PM	11-04 9:40 PM
Warren	100%	11-04 9:00 PM	11-04 10:20 PM	11-04 11:54 PM
Washington Township	100%	11-04 9:14 PM	11-04 9:40 PM	11-04 10:58 PM



Election Results

Macomb County November 4, 2008 Election Precinct Reporting Details

This page contains information about when each jurisdiction reports results. "% In" shows the current number of precincts reporting for that jurisdiction. The "First Report" column shows when they reported the first set of results. When half of the precincts have reported, a timestamp will be recorded in the "50% Reported" column. Once all results are in, the "Results Final" column will be filled-in. You can re-sort the list by clicking any column header.

Updated November 19, 3:07 PM

Jurisdiction	% In	First Report	50% Reported	Results Final
Armada Township	100%	11-04 9:24 PM	11-04 9:40 PM	11-04 9:40 PM
Bruce Township	100%	11-04 9:20 PM	11-04 9:30 PM	11-04 10:20 PM
Center Line	100%	11-04 8:30 PM	11-04 9:54 PM	11-04 10:34 PM
Chesterfield Charter Township	100%	11-04 8:54 PM	11-04 9:54 PM	11-05 06:20 AM
Clinton Township	100%	11-04 10:04 PM	11-04 10:04 PM	11-04 11:50 PM
Eastpointe	100%	11-04 8:44 PM	11-04 10:20 PM	11-05 02:34 AM
Fraser	100%	11-04 8:54 PM	11-04 9:24 PM	11-04 10:34 PM
Harrison Charter Township	100%	11-05 01:48 AM	11-05 01:48 AM	11-05 01:48 AM
Lake Township	100%	11-04 9:14 PM	11-04 9:14 PM	11-04 9:14 PM
Lenox Township	100%	11-04 9:24 PM	11-04 9:30 PM	11-04 10:04 PM
Macomb Township	100%	11-04 10:08 PM	11-04 11:08 PM	11-05 12:14 AM
Memphis	100%	11-04 8:50 PM	11-04 8:50 PM	11-04 8:50 PM
Mt. Clemens	100%	11-04 9:00 PM	11-04 9:40 PM	11-04 10:08 PM
New Baltimore	100%	11-04 9:30 PM	11-04 9:54 PM	11-04 10:34 PM
Ray Township	100%	11-04 9:10 PM	11-04 9:54 PM	11-04 9:54 PM
Richmond Township	100%	11-04 9:10 PM	11-04 9:10 PM	11-04 9:10 PM
Richmond City	100%	11-04 8:40 PM	11-04 9:30 PM	11-04 9:30 PM
Roseville	100%	11-04 8:44 PM	11-04 9:14 PM	11-04 10:54 PM
Shelby Township	100%	11-04 10:04 PM	11-04 10:04 PM	11-05 12:18 AM
St. Clair Shores	100%	11-04 11:50 PM	11-04 11:50 PM	11-04 11:50 PM
Sterling Heights	100%	11-04 9:20 PM	11-04 10:28 PM	11-05 12:44 AM
Utica	100%	11-04 9:00 PM	11-04 9:14 PM	11-04 9:40 PM
Warren	100%	11-04 9:00 PM	11-04 10:20 PM	11-04 11:54 PM
Washington Township	100%	11-04 9:14 PM	11-04 9:40 PM	11-04 10:58 PM



Macomb County November 4, 2008 Election Precinct Reporting Details

This page contains information about when each jurisdiction reports results. "% In" shows the current number of precincts reporting for that jurisdiction. The "First Report" column shows when they reported the first set of results. When half of the precincts have reported, a timestamp will be recorded in the "50% Reported" column. Once all results are in, the "Results Final" column will be filled-in. You can re-sort the list by clicking any column header.

Updated November 19, 3:07 PM

Jurisdiction	% In	First Report	50% Reported	Results Final
Armada Township	100%	11-04 9:24 PM	11-04 9:40 PM	11-04 9:40 PM
Bruce Township	100%	11-04 9:20 PM	11-04 9:30 PM	11-04 10:20 PM
Center Line	100%	11-04 8:30 PM	11-04 9:54 PM	11-04 10:34 PM
Chesterfield Charter Township	100%	11-04 8:54 PM	11-04 9:54 PM	11-05 06:20 AM
Clinton Township	100%	11-04 10:04 PM	11-04 10:04 PM	11-04 11:50 PM
Eastpointe	100%	11-04 8:44 PM	11-04 10:20 PM	11-05 02:34 AM
Fraser	100%	11-04 8:54 PM	11-04 9:24 PM	11-04 10:34 PM
Harrison Charter Township	100%	11-05 01:48 AM	11-05 01:48 AM	11-05 01:48 AM
Lake Township	100%	11-04 9:14 PM	11-04 9:14 PM	11-04 9:14 PM
Lenox Township	100%	11-04 9:24 PM	11-04 9:30 PM	11-04 10:04 PM
Macomb Township	100%	11-04 10:08 PM	11-04 11:08 PM	11-05 12:14 AM
Memphis	100%	11-04 8:50 PM	11-04 8:50 PM	11-04 8:50 PM
Mt. Clemens	100%	11-04 9:00 PM	11-04 9:40 PM	11-04 10:08 PM
New Baltimore	100%	11-04 9:30 PM	11-04 9:54 PM	11-04 10:34 PM
Ray Township	100%	11-04 9:10 PM	11-04 9:54 PM	11-04 9:54 PM
Richmond Township	100%	11-04 9:10 PM	11-04 9:10 PM	11-04 9:10 PM
Richmond City	100%	11-04 8:40 PM	11-04 9:30 PM	11-04 9:30 PM
Roseville	100%	11-04 8:44 PM	11-04 9:14 PM	11-04 10:54 PM
Shelby Township	100%	11-04 10:04 PM	11-04 10:04 PM	11-05 12:18 AM
St. Clair Shores	100%	11-04 11:50 PM	11-04 11:50 PM	11-04 11:50 PM
Sterling Heights	100%	11-04 9:20 PM	11-04 10:28 PM	11-05 12:44 AM
Utica	100%	11-04 9:00 PM	11-04 9:14 PM	11-04 9:40 PM
Warren	100%	11-04 9:00 PM	11-04 10:20 PM	11-04 11:54 PM
Washington Township	100%	11-04 9:14 PM	11-04 9:40 PM	11-04 10:58 PM



Macomb County November 4, 2008 Election Precinct Reporting Details

This page contains information about when each jurisdiction reports results. "% In" shows the current number of precincts reporting for that jurisdiction. The "First Report" column shows when they reported the first set of results. When half of the precincts have reported, a timestamp will be recorded in the "50% Reported" column. Once all results are in, the "Results Final" column will be filled-in. You can re-sort the list by clicking any column header.

Updated November 19, 3:07 PM

Jurisdiction	% In	First Report	50% Reported	Results Final
Armada Township	100%	11-04 9:24 PM	11-04 9:40 PM	11-04 9:40 PM
Bruce Township	100%	11-04 9:20 PM	11-04 9:30 PM	11-04 10:20 PM
Center Line	100%	11-04 8:30 PM	11-04 9:54 PM	11-04 10:34 PM
Chesterfield Charter Township	100%	11-04 8:54 PM	11-04 9:54 PM	11-05 06:20 AM
Clinton Township	100%	11-04 10:04 PM	11-04 10:04 PM	11-04 11:50 PM
Eastpointe	100%	11-04 8:44 PM	11-04 10:20 PM	11-05 02:34 AM
Fraser	100%	11-04 8:54 PM	11-04 9:24 PM	11-04 10:34 PM
Harrison Charter Township	100%	11-05 01:48 AM	11-05 01:48 AM	11-05 01:48 AM
Lake Township	100%	11-04 9:14 PM	11-04 9:14 PM	11-04 9:14 PM
Lenox Township	100%	11-04 9:24 PM	11-04 9:30 PM	11-04 10:04 PM
Macomb Township	100%	11-04 10:08 PM	11-04 11:08 PM	11-05 12:14 AM
Memphis	100%	11-04 8:50 PM	11-04 8:50 PM	11-04 8:50 PM
Mt. Clemens	100%	11-04 9:00 PM	11-04 9:40 PM	11-04 10:08 PM
New Baltimore	100%	11-04 9:30 PM	11-04 9:54 PM	11-04 10:34 PM
Ray Township	100%	11-04 9:10 PM	11-04 9:54 PM	11-04 9:54 PM
Richmond Township	100%	11-04 9:10 PM	11-04 9:10 PM	11-04 9:10 PM
Richmond City	100%	11-04 8:40 PM	11-04 9:30 PM	11-04 9:30 PM
Roseville	100%	11-04 8:44 PM	11-04 9:14 PM	11-04 10:54 PM
Shelby Township	100%	11-04 10:04 PM	11-04 10:04 PM	11-05 12:18 AM
St. Clair Shores	100%	11-04 11:50 PM	11-04 11:50 PM	11-04 11:50 PM
Sterling Heights	100%	11-04 9:20 PM	11-04 10:28 PM	11-05 12:44 AM
Utica	100%	11-04 9:00 PM	11-04 9:14 PM	11-04 9:40 PM
Warren	100%	11-04 9:00 PM	11-04 10:20 PM	11-04 11:54 PM
Washington Township	100%	11-04 9:14 PM	11-04 9:40 PM	11-04 10:58 PM



Election Results

Macomb County November 4, 2008 Election Voter Turnout

This page shows you the percentage of registered voters who cast a ballot for this election, by jurisdiction. These numbers will continue to increase until all precincts have reported. You can re-sort the list by clicking a column header.

Updated November 19, 3:07 PM

Jurisdiction ▼	Turnout
Armada Township	76.3%
Bruce Township	78.6%
Center Line	66.8%
Chesterfield Charter Township	71.8%
Clinton Township	67.5%
Eastpointe	68.8%
Fraser	74.1%
Harrison Charter Township	67.6%
Lake Township	72.7%
Lenox Township	68.2%
Macomb Township	76.5%
Memphis	68.2%
Mt. Clemens	59.8%
New Baltimore	75.7%
Ray Township	72%
Richmond Township	71.8%
Richmond City	73.8%
Roseville	63.5%
Shelby Township	72.8%
St. Clair Shores	72.5%
Sterling Heights	69.2%
Utica	69.3%
Warren	62.6%
Washington Township	74.9%
MACOMB COUNTY	69.2%



Election Results

Macomb County November 4, 2008 Election Voter Turnout

This page shows you the percentage of registered voters who cast a ballot for this election, by jurisdiction. These numbers will continue to increase until all precincts have reported. You can re-sort the list by clicking a column header.

Updated November 19, 3:07 PM

Jurisdiction ▼	Turnout
Armada Township	76.3%
Bruce Township	78.6%
Center Line	66.8%
Chesterfield Charter Township	71.8%
Clinton Township	67.5%
Eastpointe	68.8%
Fraser	74.1%
Harrison Charter Township	67.6%
Lake Township	72.7%
Lenox Township	68.2%
Macomb Township	76.5%
Memphis	68.2%
Mt. Clemens	59.8%
New Baltimore	75.7%
Ray Township	72%
Richmond Township	71.8%
Richmond City	73.8%
Roseville	63.5%
Shelby Township	72.8%
St. Clair Shores	72.5%
Sterling Heights	69.2%
Utica	69.3%
Warren	62.6%
Washington Township	74.9%
MACOMB COUNTY	69.2%



Election Results

President/Vice President of the United States One 4-year term

official results, updated November 19, 3:06 PM

[Race List](#) | [Race Summary](#) | [Race Details](#) | [Race Details \(Printer Friendly\)](#)

POLL BOOK TOTALS	Baldwin/Castle (UST)	Barr/Root (LIB)	McCain/Palin (REP)	McKinney/Clemente (GRN)	Nader/Gonzalez (NLP)	Obama/Biden (DEM)
------------------	----------------------	-----------------	--------------------	-------------------------	----------------------	-------------------

ARMADA TOWNSHIP							
01	1,259	5	11	666	4	13	551
02	842	5	2	471	0	9	348
AVCB01	852	7	2	467	1	8	353
	2,953	17	15	1,604	5	30	1,252

BRUCE TOWNSHIP							
01	738	4	2	319	1	3	404
02	1,208	4	7	751	1	4	436
03	754	2	4	383	3	2	353
04	796	0	6	514	0	3	267
AVCB01	1,525	5	11	887	1	13	581
	5,021	15	30	2,854	6	25	2,041

CENTER LINE							
01	733	3	2	323	0	8	389
02	492	1	4	184	1	7	292
03	940	3	10	267	2	4	648
04	479	3	3	185	3	6	278
05	486	0	3	175	1	7	297
AVCB01	890	0	4	297	2	15	558
	4,020	10	26	1,431	9	47	2,462

■ Yellow in the TOTALS column means precinct hasn't reported

These same results may also be obtained via:

- > Election Telephone Hotline: 586.469.5209
- > 24-Hour Fax (Within MI): 1.888.99.CLERK (request document number 6700)
- > 24-Hour Fax (Outside of MI): 1.310.575.5035 (request document number 6700)



Election Results

President/Vice President of the United States One 4-year term

official results, updated November 19, 3:06 PM

[Race List](#) | [Race Summary](#) | [Race Details](#) | [Race Details \(Printer Friendly\)](#)

	POLL BOOK TOTALS	Baldwin/Castle (UST)	Barr/Root (LIB)	McCain/Palin (REP)	McKinney/ Clemente (GRN)	Nader/Gonzalez (NLP)	Obama/Biden (DEM)
ARMADA TOWNSHIP							
01	1,259	5	11	666	4	13	551
02	842	5	2	471	0	9	348
AVCB01	852	7	2	467	1	8	353
	2,953	17	15	1,604	5	30	1,252
BRUCE TOWNSHIP							
01	738	4	2	319	1	3	404
02	1,208	4	7	751	1	4	436
03	754	2	4	383	3	2	353
04	796	0	6	514	0	3	267
AVCB01	1,525	5	11	887	1	13	581
	5,021	15	30	2,854	6	25	2,041
CENTER LINE							
01	733	3	2	323	0	8	389
02	492	1	4	184	1	7	292
03	940	3	10	267	2	4	648
04	479	3	3	185	3	6	278
05	486	0	3	175	1	7	297
AVCB01	890	0	4	297	2	15	558
	4,020	10	26	1,431	9	47	2,462
CHESTERFIELD CHARTER TOWNSHIP							
01	1,008	3	7	447	4	8	537
02	1,078	3	10	503	5	10	537
03	1,403	2	11	687	4	10	682
04	314	1	2	171	1	1	136
05	857	4	4	408	1	11	425
06	968	3	9	462	0	5	484
07	1,072	2	0	520	1	6	541
08	975	3	13	451	1	12	494
09	1,109	1	5	503	3	8	585
10	831	2	7	466	1	6	346
11	874	2	9	372	3	6	473
12	534	1	2	233	0	3	290
13	1,064	1	9	499	2	5	541
14	604	0	3	310	4	3	283
15	517	2	3	88	3	5	412

16	530	1	2	215	0	2	303
17	214	0	1	99	1	4	106
18	1,190	2	7	412	2	9	748
19	350	1	1	192	1	3	150
20	706	3	6	363	0	4	329
AVCB01	1,312	3	4	607	0	14	675
AVCB02	2,195	1	6	1,053	4	15	1,097
AVCB03	1,905	5	13	958	5	22	876
	21,610	46	134	10,019	46	172	11,050

CLINTON TOWNSHIP

01	647	4	7	292	1	7	333
02	361	1	2	171	1	4	182
03	929	2	4	288	2	12	613
04	632	1	1	220	1	8	401
05	886	0	2	51	0	0	833
06	849	2	3	283	2	1	554
07	449	2	5	172	0	7	259
08	741	5	9	256	2	13	454
09	554	4	5	217	0	5	316
10	632	3	4	335	0	5	280
11	707	2	4	254	3	11	430
12	490	1	0	179	0	3	301
13	864	7	7	328	1	9	509
14	370	2	3	157	1	7	199
15	748	3	6	292	0	7	436
16	697	5	3	308	0	4	374
17	1,026	3	1	275	1	7	735
18	757	1	6	343	1	3	396
19	474	4	3	285	0	5	176
20	842	1	1	221	0	7	607
21	394	1	2	171	1	1	215
22	946	0	4	225	0	6	705
23	978	4	3	456	2	9	495
24	568	0	5	273	2	6	279
25	808	3	5	313	1	11	472
26	897	3	10	450	2	3	423
27	612	0	4	331	0	7	269
28	596	0	2	80	0	3	509
29	964	0	4	526	0	3	427
30	775	1	0	282	3	10	472
31	1,053	7	6	387	2	10	634
32	507	1	3	271	1	1	230
33	1,223	3	4	479	5	12	714
34	794	1	4	161	1	3	618
35	908	5	9	436	0	7	444
36	1,007	4	4	384	3	3	603
37	1,018	0	5	414	0	4	590
38	702	1	2	396	0	2	301

39	588	7	0	294	0	3	284
40	922	1	4	427	3	7	476
41	829	0	4	353	3	4	462
42	1,139	2	1	376	1	9	745
43	270	0	1	152	0	5	112
44	973	3	4	490	1	6	467
45	809	1	3	453	2	2	346
46	579	0	3	239	2	4	328
AVCB01	4,394	13	20	2,179	2	31	2,090
AVCB02	2,028	4	11	880	2	28	1,079
AVCB03	3,806	12	14	1,931	2	32	1,768
AVCB04	840	1	2	352	3	9	459
AVCB05	764	1	1	226	2	1	526
AVCB06	768	4	5	360	0	9	373
AVCB07	1,316	3	4	689	0	14	592
AVCB08	1,649	1	8	770	0	15	827
	50,079	140	237	21,133	62	405	27,722

EASTPOINTE

01	1,007	2	5	264	1	14	709
02	761	2	4	232	3	8	506
03	1,032	4	5	339	1	17	663
04	1,085	5	3	374	3	8	686
05	985	8	10	310	3	11	635
06	748	4	9	223	2	1	500
07	1,111	2	7	136	1	3	957
08	912	3	3	123	4	9	765
09	880	4	5	258	4	7	597
10	754	5	5	193	2	11	537
11	805	1	5	254	1	15	522
12	933	2	7	293	2	5	614
13	811	3	4	273	1	5	522
14	1,179	1	9	272	2	7	882
AVCB01	2,869	5	10	956	2	36	1,814
AVCB02	466	1	2	170	1	6	273
	16,338	52	93	4,670	33	163	11,182

FRASER

01	737	2	6	317	2	5	404
02	989	4	6	503	0	10	459
03	1,149	3	9	477	3	21	622
04	979	4	5	379	5	8	572
05	339	1	1	155	0	3	178
06	1,062	1	2	580	2	8	461
07	578	3	4	200	1	3	361
AVCB01	1,335	5	8	606	2	10	684
AVCB02	830	0	4	384	1	6	420
	7,998	23	45	3,601	16	74	4,161

HARRISON CHARTER TOWNSHIP

01	961	3	2	375	5	8	564
02	670	0	0	262	3	3	401

03	784	1	2	384	0	6	386
04	1,269	4	11	611	1	14	625
05	908	3	9	523	1	3	366
06	1,232	2	9	577	3	4	630
07	999	4	7	511	6	11	454
08	265	0	1	65	2	3	189
09	554	2	5	356	0	2	187
10	672	0	1	319	1	4	341
11	799	0	11	254	1	7	519
12	373	1	3	138	1	1	228
AVCB01	4,196	12	13	2,235	4	44	1,836
	13,682	32	74	6,610	28	110	6,726

LAKE TOWNSHIP

01	40	0	0	27	0	0	13
	40	0	0	27	0	0	13

LENOX TOWNSHIP

01	603	1	5	356	1	5	232
02	990	3	4	487	2	9	480
03	1,010	2	1	295	0	10	699
04	565	2	3	200	0	4	355
AVCB01	1,176	4	6	542	1	7	603
	4,344	12	19	1,880	4	35	2,369

MACOMB TOWNSHIP

01	839	3	6	452	4	6	361
02	897	0	3	444	0	8	434
03	925	2	5	494	1	4	415
04	1,104	3	6	522	0	6	564
05	828	2	6	419	2	3	393
06	792	1	4	364	0	6	409
07	864	1	3	412	2	5	437
08	877	4	3	392	2	10	463
09	835	4	3	432	2	4	388
10	843	3	5	279	3	6	541
11	1,154	2	4	589	2	5	550
12	786	0	3	375	0	2	404
13	987	3	5	514	1	5	449
14	1,066	1	3	562	3	6	486
15	858	0	4	462	2	5	382
16	1,302	2	3	731	0	3	553
17	1,107	1	4	566	0	5	525
18	772	1	1	299	0	5	461
19	634	0	2	204	4	3	419
20	1,038	1	2	561	4	6	460
21	952	1	4	453	1	1	489
22	864	1	3	440	2	5	406
23	656	2	2	358	0	4	288
24	625	0	4	349	1	9	258
25	775	0	0	380	0	7	384

26	600	2	5	299	0	0	292
27	602	2	1	318	0	4	274
28	602	1	3	299	2	3	292
29	911	1	3	411	0	3	488
30	959	5	6	503	1	6	436
31	351	1	1	193	0	4	152
32	954	2	6	502	0	0	438
33	643	2	1	293	1	3	340
34	861	0	2	428	0	4	426
35	620	0	1	284	1	2	330
AVCB01	4,539	12	17	2,399	4	22	2,041
AVCB02	5,249	12	27	2,597	1	39	2,524
	39,271	78	161	19,579	46	219	18,952

MEMPHIS

01	398	1	5	227	1	5	154
	398	1	5	227	1	5	154

MT. CLEMENS

01	687	1	2	81	2	4	593
02	828	0	4	330	5	8	473
03	735	2	6	260	3	12	450
04	701	5	4	211	3	5	470
05	672	3	3	64	1	2	596
06	735	4	8	201	1	7	512
08	616	1	3	188	1	6	414
09	877	6	5	416	1	10	434
AVCB01	1,924	3	13	642	2	14	1,229
	7,775	25	48	2,393	19	68	5,171

NEW BALTIMORE

01	751	2	1	332	2	6	404
02	592	4	2	293	1	9	279
03	1,266	4	4	666	1	7	580
04	980	2	3	445	0	11	515
05	994	2	7	515	1	12	450
AVCB01	1,530	5	3	752	1	11	743
	6,113	19	20	3,003	6	56	2,971

RAY TOWNSHIP

01	643	6	3	391	1	6	233
02	860	6	3	514	0	10	325
AVCB01	635	4	7	391	0	6	222
	2,138	16	13	1,296	1	22	780

RICHMOND TOWNSHIP

01	892	2	5	545	2	10	325
02	1,025	2	4	597	0	16	398
	1,917	4	9	1,142	2	26	723

RICHMOND CITY

01	1,167	2	6	581	1	5	568
02	989	5	3	498	4	2	473
AVCB01	749	6	2	375	3	5	337
	2,905	13	11	1,454	8	12	1,378

ROSEVILLE

01	576	3	1	213	1	5	349
02	677	1	8	243	2	5	415
03	1,017	0	8	281	1	6	715
04	606	1	1	249	2	5	344
05	1,147	2	6	390	3	7	735
06	900	5	10	309	5	7	557
07	604	1	4	211	0	6	376
08	998	2	6	344	3	12	622
09	756	6	6	277	0	3	460
10	561	3	6	208	0	5	339
11	553	3	2	212	3	5	323
12	713	4	4	254	3	14	432
13	574	4	2	219	2	6	337
14	859	6	3	303	0	11	528
15	1,194	3	6	331	2	7	841
16	1,307	5	16	438	5	8	829
17	808	2	4	286	2	4	501
18	831	2	4	243	3	4	567
19	574	3	4	218	2	6	338
20	675	0	5	255	2	8	401
21	1,078	0	4	282	1	8	778
AVCB01	3,291	12	17	1,269	6	37	1,892
AVCB02	1,781	7	7	644	7	12	1,060
	22,080	75	134	7,679	55	191	13,739

SHELBY TOWNSHIP

01	1,318	6	7	787	3	7	505
02	1,095	9	7	598	3	13	460
03	669	1	16	328	2	8	310
04	874	9	1	496	1	4	358
05	1,187	1	11	554	5	6	604
06	1,013	2	7	371	0	9	621
07	877	2	8	489	1	3	372
08	540	4	6	296	0	3	230
09	869	5	10	322	4	6	520
10	772	0	3	417	3	5	338
11	990	3	8	440	2	7	524
12	676	1	1	375	0	3	293
13	519	3	4	274	1	4	230
14	1,019	4	5	590	1	7	412
15	553	3	8	309	0	4	226
16	1,109	2	13	681	0	10	403
17	1,488	4	8	807	3	7	654
18	662	1	5	320	1	7	327
19	720	3	1	375	2	6	327
20	618	2	3	287	2	1	321
21	775	0	10	210	0	6	548
22	1,179	2	8	704	1	6	455
23							

	1,054	1	9	693	0	6	342
24	1,203	1	7	768	0	3	419
25	968	0	6	561	0	5	391
26	646	4	3	270	3	5	357
27	931	0	5	425	0	5	491
28	731	1	4	383	1	0	336
29	770	3	2	438	0	2	325
AVCB01	4,506	10	20	2,356	9	42	2,012
AVCB02	7,138	23	42	4,096	15	47	2,846
AVCB03	834	2	2	537	0	5	281
AVCB04	89	0	0	50	0	0	39
	38,392	112	250	20,607	63	252	16,877

ST. CLAIR SHORES

01	1,160	0	3	599	0	8	543
02	1,030	5	10	440	2	9	558
03	981	4	7	437	5	11	512
04	798	3	5	314	4	9	459
05	1,294	2	7	542	5	16	718
06	1,164	1	11	361	0	13	776
07	849	0	6	342	6	7	481
08	1,107	7	11	484	1	14	586
09	574	6	1	240	0	7	317
10	1,282	2	11	544	1	15	700
11	567	3	2	241	3	4	311
12	1,248	2	7	563	2	10	657
13	1,317	5	7	704	3	7	584
14	621	1	12	276	0	9	315
15	1,317	2	13	551	5	11	723
16	1,157	1	8	517	2	15	609
17	1,294	3	12	593	1	20	660
18	1,021	1	7	420	2	11	576
19	898	1	6	435	3	14	430
20	586	7	2	252	2	5	314
21	957	5	6	413	2	6	520
22	892	3	7	396	0	15	461
23	1,111	7	4	510	3	10	573
24	1,114	2	8	461	4	11	623
AVCB01	3,204	7	8	1,553	6	25	1,567
AVCB02	2,324	12	16	1,093	8	24	1,137
AVCB03	1,618	9	6	820	1	18	748
AVCB04	4,240	4	20	1,997	7	56	2,073
	35,725	105	223	16,098	78	380	18,531

STERLING HEIGHTS

01	852	1	2	330	1	4	511
02	970	4	1	438	1	4	517
03	1,035	8	6	383	1	6	624
04	1,431	4	3	567	1	6	844
05	943	4	4	353	0	6	571
06	1,116	2	3	482	2	8	614

08	523	0	3	248	1	7	262
09	932	0	2	450	2	2	476
10	904	4	9	393	3	8	484
11	994	2	8	406	0	11	559
12	695	5	3	314	1	3	365
13	329	2	1	137	1	0	185
14	251	1	0	119	0	2	124
15	918	2	4	352	1	2	553
16	744	3	5	255	1	3	475
17	737	3	6	343	1	2	381
18	899	3	4	370	1	11	508
19	808	2	3	367	1	7	424
20	1,028	1	6	476	2	4	533
21	701	0	4	239	3	7	444
22	587	1	8	290	1	6	279
23	614	3	5	283	1	4	315
24	688	6	8	272	0	6	392
25	1,020	2	3	480	0	8	521
26	912	4	3	429	2	5	466
27	1,021	9	8	455	0	10	534
28	916	4	5	403	2	15	480
29	721	4	8	328	0	4	374
30	934	0	7	550	1	10	363
31	985	2	10	467	0	10	485
32	1,221	4	11	581	1	8	606
33	941	2	5	429	3	3	492
34	1,063	3	7	461	5	10	571
35	671	2	6	258	1	2	396
36	557	1	2	189	2	5	357
37	760	2	4	361	1	4	387
38	1,029	2	6	498	3	13	503
39	903	5	5	347	0	7	532
40	1,124	3	7	544	3	7	551
41	1,381	4	10	626	4	9	719
42	419	5	5	126	0	2	278
43	1,110	2	5	485	3	9	599
44	667	5	9	288	7	3	352
45	791	4	7	353	2	6	409
46	1,079	5	7	384	0	8	671
47	520	1	3	200	1	3	307
48	703	7	4	316	5	6	365
49	805	6	12	395	3	12	375
50	1,293	5	7	665	1	3	610
51	799	1	7	375	1	6	405
52	1,043	3	4	425	1	5	599
AVCB01	1,576	6	6	725	2	15	796
AVCB02	419	1	0	203	0	2	210
AVCB03	134	1	0	68	0	1	61

AVCB04	158	0	1	76	0	0	79
AVCB05	277	0	1	144	0	3	128
AVCB06	4,166	15	18	2,021	2	39	2,013
AVCB07	2,804	9	7	1,369	4	11	1,369
AVCB08	3,420	6	10	1,643	5	34	1,672
AVCB09	4,018	14	17	1,976	7	23	1,934
	61,059	210	335	27,510	98	440	32,009

UTICA

01	342	1	1	142	2	8	187
02	720	1	9	366	2	8	330
03	747	1	3	307	1	5	426
AVCB01	597	6	4	284	1	7	285
	2,406	9	17	1,099	6	28	1,228

WARREN

01	537	0	2	45	1	2	486
02	563	1	4	169	2	4	379
03	489	3	1	132	0	3	347
04	806	3	5	205	3	10	572
06	375	0	1	130	0	2	237
08	531	4	0	183	3	5	334
10	777	1	3	224	0	8	536
11	412	1	4	142	1	7	251
12	527	3	4	180	3	5	331
13	659	0	3	214	2	8	428
15	389	3	0	84	1	8	289
16	423	1	3	95	0	2	322
17	441	1	6	97	4	5	323
18	457	0	1	106	4	6	336
20	435	4	1	106	1	2	319
21	386	0	1	112	2	3	267
22	325	0	3	86	1	2	232
23	426	1	4	93	2	7	318
24	667	2	5	198	2	6	453
26	434	0	1	129	1	5	298
27	229	0	2	90	0	3	132
28	301	0	2	112	1	2	182
29	1,006	0	7	267	1	9	721
32	471	3	14	121	2	4	323
33	411	2	2	124	0	4	276
34	687	4	4	207	0	7	461
36	669	2	3	220	1	10	426
37	487	1	3	178	2	3	296
38	453	0	1	99	1	6	346
39	416	4	1	158	0	8	244
40	432	0	2	163	0	4	261
41	444	4	3	162	2	2	268
42	694	2	2	267	1	4	415
43	132	5	1	46	0	6	72
45	478	1	4	189	1	5	277

46	685	1	7	286	0	9	381
47	276	2	2	124	0	3	144
48	644	3	4	232	3	10	388
49	404	0	4	154	0	5	240
50	716	0	6	296	1	3	406
52	614	0	1	159	3	7	441
53	744	4	5	330	1	10	390
55	449	2	2	214	0	0	227
56	496	4	3	221	2	2	263
58	841	2	1	250	3	8	574
60	547	2	6	243	2	3	290
61	649	0	4	220	3	7	412
62	528	0	4	206	0	4	313
63	532	0	4	232	1	6	287
64	562	1	3	231	0	7	315
66	464	1	4	217	0	1	237
67	598	1	5	278	2	6	302
68	600	0	3	225	2	6	362
69	571	1	2	197	2	8	355
70	740	0	3	279	0	6	450
71	456	2	1	184	1	3	265
72	428	3	1	220	0	1	202
72A	551	1	1	60	2	1	485
73	561	5	4	244	3	4	299
74	897	2	12	390	5	8	474
76	718	3	2	261	0	11	436
78	504	3	5	216	0	2	275
80	559	3	3	268	1	2	279
81	412	0	1	91	0	1	319
82	633	1	1	262	1	4	360
84	831	0	4	307	1	2	512
85	627	0	4	301	0	6	314
86	933	3	8	412	1	7	498
88	412	0	3	154	0	5	249
90	593	0	7	238	0	5	342
92	354	1	2	176	0	1	173
93	793	1	5	269	0	2	512
94	717	1	7	305	2	11	386
96	456	1	4	220	2	3	224
97	529	2	4	248	3	4	265
98	362	0	0	174	1	4	178
99	320	0	3	134	0	4	179
99A	490	3	3	242	2	5	233
100	438	1	4	196	1	6	228
101	506	4	5	213	1	4	278
102	469	5	5	216	0	5	235
103	543	2	3	255	2	3	276
105	676	0	2	289	2	8	372

106	571	0	1	277	3	3	280
108	775	2	7	357	3	2	402
109	706	7	10	310	1	8	362
110	688	2	4	309	1	2	366
AVCB01	2,161	4	11	838	7	23	1,233
AVCB02	745	3	5	231	3	10	483
AVCB03	283	1	3	102	1	2	167
AVCB04	1,386	6	12	579	4	17	744
AVCB05	3,002	5	10	1,353	3	25	1,555
AVCB06	1,351	3	3	553	2	15	747
AVCB07	3,223	6	18	1,491	7	32	1,622
AVCB08	2,171	8	11	989	2	28	1,109
AVCB09	825	5	4	345	1	8	448
	62,684	179	379	24,006	139	585	36,901
WASHINGTON TOWNSHIP							
01	689	1	4	309	1	6	364
02	1,023	9	4	515	1	0	489
03	936	5	5	560	1	4	355
04	1,048	2	7	459	5	16	552
05	971	2	3	607	1	5	350
06	785	0	3	516	1	0	264
07	993	2	7	628	2	8	342
08	813	3	6	475	1	5	321
09	1,258	1	13	777	2	9	450
AVCB01	4,894	10	27	2,895	4	26	1,905
	13,410	35	79	7,741	19	79	5,392
TOTALS							
	422,358	1,228	2,357	187,663	750	3,424	223,784

■ Yellow in the TOTALS column means precinct hasn't reported

These same results may also be obtained via:

- > Election Telephone Hotline: 586.469.5209
- > 24-Hour Fax (Within MI): 1.888.99.CLERK (request document number 6700)
- > 24-Hour Fax (Outside of MI): 1.310.575.5035 (request document number 6700)



Election Results

United States Senator One 6-year term

official results, updated November 19, 3:06 PM

[Race List](#) | [Race Summary](#) | [Race Details](#) | [Race Details \(Printer Friendly\)](#)

POLL BOOK TOTALS	Carl Levin (DEM)	Doug Dern (NLP)	Harley G. Mikkelson (GRN)	Jack Hoogendyk, Jr. (REP)	Michael N. Nikitin (UST)	Scotty Boman (LIB)
ARMADA TOWNSHIP						
01	1,259	654	4	8	476	26
02	842	407	3	3	333	18
AVCB01	852	453	4	9	331	10
	2,953	1,514	11	20	1,140	54
BRUCE TOWNSHIP						
01	738	437	5	9	240	11
02	1,208	525	7	10	572	18
03	754	408	4	16	254	18
04	796	373	3	9	358	8
AVCB01	1,525	726	4	11	671	14
	5,021	2,469	23	55	2,095	69
CENTER LINE						
01	733	463	6	10	207	7
02	492	321	5	7	120	14
03	940	695	7	8	177	20
04	479	317	5	6	117	10
05	486	317	3	4	122	12
AVCB01	890	661	8	7	179	8
	4,020	2,774	24	42	922	71

■ Yellow in the TOTALS column means precinct hasn't reported

These same results may also be obtained via:

- > Election Telephone Hotline: 586.469.5209
- > 24-Hour Fax (Within MI): 1.888.99.CLERK (request document number 6700)
- > 24-Hour Fax (Outside of MI): 1.310.575.5035 (request document number 6700)



Election Results

United States Senator One 6-year term

official results, updated November 19, 3:06 PM

[Race List](#) | [Race Summary](#) | [Race Details](#) | [Race Details \(Printer Friendly\)](#)

POLL BOOK TOTALS	Carl Levin (DEM)	Doug Dern (NLP)	Harley G. Mikkelson (GRN)	Jack Hoogendyk, Jr. (REP)	Michael N. Nikitin (UST)	Scotty Boman (LIB)
ARMADA TOWNSHIP						
01	1,259	654	4	8	476	26
02	842	407	3	3	333	18
AVCB01	852	453	4	9	331	10
	2,953	1,514	11	20	1,140	54
BRUCE TOWNSHIP						
01	738	437	5	9	240	11
02	1,208	525	7	10	572	18
03	754	408	4	16	254	18
04	796	373	3	9	358	8
AVCB01	1,525	726	4	11	671	14
	5,021	2,469	23	55	2,095	69
CENTER LINE						
01	733	463	6	10	207	7
02	492	321	5	7	120	14
03	940	695	7	8	177	20
04	479	317	5	6	117	10
05	486	317	3	4	122	12
AVCB01	890	661	8	7	179	8
	4,020	2,774	34	42	922	71
CHESTERFIELD CHARTER TOWNSHIP						
01	1,008	615	5	11	307	28
02	1,078	626	4	8	350	28
03	1,403	797	11	5	485	31
04	314	178	0	1	110	3
05	857	488	3	6	278	19
06	968	540	2	2	339	21
07	1,072	613	4	11	371	18
08	975	579	9	9	297	28
09	1,109	678	4	6	335	20
10	831	422	5	5	330	27
11	874	525	4	7	249	14
12	534	319	0	3	160	14
13	1,064	624	3	2	353	15
14	604	348	1	2	211	12

15	517	401	5	6	70	6	10
16	530	319	0	3	157	5	14
17	214	117	1	4	68	1	6
18	1,190	829	3	8	257	7	31
19	350	186	3	3	135	0	14
20	706	370	1	7	268	5	15
AVCB01	1,312	802	6	5	445	8	11
AVCB02	2,195	1,307	3	7	757	16	32
AVCB03	1,905	1,086	15	7	687	20	27
	21,610	12,769	92	128	7,019	151	438

CLINTON TOWNSHIP

01	647	390	0	6	203	5	14
02	361	219	2	2	111	1	10
03	929	641	6	11	194	10	28
04	632	440	4	5	153	1	6
05	886	807	3	6	38	1	5
06	849	604	3	9	188	5	14
07	449	297	3	7	112	0	17
08	741	479	5	9	195	4	17
09	554	339	1	5	166	3	11
10	632	327	2	6	249	5	16
11	707	489	3	6	167	4	17
12	490	321	1	6	114	0	12
13	864	579	6	6	216	3	25
14	370	229	2	2	100	6	14
15	748	472	3	6	214	6	16
16	697	415	4	6	225	5	13
17	1,026	768	7	7	183	5	13
18	757	436	1	8	245	8	22
19	474	232	2	1	215	4	11
20	842	626	2	4	159	3	12
21	394	248	0	3	118	0	11
22	946	746	5	4	139	2	21
23	978	575	5	9	327	4	19
24	568	334	3	3	193	1	9
25	808	536	6	10	214	7	17
26	897	487	4	6	340	5	25
27	612	331	2	3	238	2	7
28	596	502	4	2	54	2	11
29	964	502	1	7	387	6	17
30	775	515	5	7	198	2	19
31	1,053	706	3	5	260	4	19
32	507	253	2	2	221	4	8
33	1,223	801	4	7	322	10	21
34	794	594	2	3	135	4	13
35	908	531	5	4	294	5	24
36	1,007	639	4	8	279	2	19
37	1,018	644	0	4	284	2	19
38							

	702	357	1	3	303	0	12
39	588	321	3	2	209	7	15
40	922	545	1	9	307	2	12
41	829	525	4	12	220	4	14
42	1,139	770	9	6	256	4	30
43	270	139	2	2	107	0	9
44	973	575	1	4	326	5	17
45	809	416	2	6	336	2	16
46	579	357	0	5	178	1	13
AVCB01	4,394	2,556	13	8	1,589	39	43
AVCB02	2,028	1,315	11	9	599	14	28
AVCB03	3,806	2,201	10	20	1,370	26	40
AVCB04	840	538	2	8	246	5	6
AVCB05	764	573	1	2	155	2	4
AVCB06	768	475	4	4	245	6	16
AVCB07	1,316	724	7	6	508	9	11
AVCB08	1,649	1,035	5	8	525	8	17
	50,079	31,476	191	319	14,929	275	875

EASTPOINTE

01	1,007	735	8	14	181	7	21
02	761	545	2	5	158	6	19
03	1,032	746	3	9	198	6	29
04	1,085	763	4	8	237	4	39
05	985	679	12	14	204	12	31
06	748	536	1	3	145	11	24
07	1,111	962	5	7	92	8	12
08	912	767	4	6	92	4	13
09	880	619	3	8	167	14	29
10	754	567	4	5	135	8	16
11	805	569	6	6	162	9	17
12	933	682	3	6	183	2	16
13	811	544	4	10	199	6	22
14	1,179	910	5	11	183	9	26
AVCB01	2,869	2,091	11	13	635	13	36
AVCB02	466	332	3	1	105	2	8
	16,338	12,047	78	126	3,076	121	358

FRASER

01	737	470	5	7	189	6	17
02	989	554	4	10	345	8	24
03	1,149	713	7	11	313	4	33
04	979	627	3	7	275	4	19
05	339	207	1	1	99	4	5
06	1,062	566	4	5	412	3	14
07	578	409	0	5	132	2	10
AVCB01	1,335	828	4	6	427	7	16
AVCB02	830	528	2	6	250	2	14
	7,998	4,902	30	58	2,442	40	152

HARRISON CHARTER TOWNSHIP

01	961	637	4	9	250	3	18
----	-----	-----	---	---	-----	---	----

02	670	425	9	10	187	4	6
03	784	461	3	8	252	2	14
04	1,269	740	11	8	405	5	33
05	908	477	3	7	354	5	22
06	1,232	737	2	10	384	11	29
07	999	512	4	8	395	6	31
08	265	200	0	4	44	2	2
09	554	260	1	5	253	1	6
10	672	387	3	11	216	5	21
11	799	561	4	5	180	1	19
12	373	249	0	6	84	5	8
AVCB01	4,196	2,331	9	24	1,611	18	54
	13,682	7,977	53	115	4,615	68	263

LAKE TOWNSHIP

01	40	19	0	0	20	0	0
	40	19	0	0	20	0	0

LENOX TOWNSHIP

01	603	322	2	7	222	3	21
02	990	554	3	5	347	7	17
03	1,010	745	2	6	192	8	15
04	565	368	2	1	152	6	21
AVCB01	1,176	707	5	5	385	7	14
	4,344	2,696	14	24	1,298	31	88

MACOMB TOWNSHIP

01	839	436	6	8	324	8	18
02	897	528	2	5	287	9	15
03	925	520	2	6	328	7	17
04	1,104	653	5	10	372	8	21
05	828	429	4	7	307	4	22
06	792	469	2	4	249	3	15
07	864	487	1	5	315	5	15
08	877	539	4	7	273	3	15
09	835	443	2	5	324	4	8
10	843	569	3	8	184	6	27
11	1,154	668	0	6	398	12	12
12	786	469	1	5	245	4	10
13	987	547	2	10	345	8	19
14	1,066	587	0	5	397	4	19
15	858	495	1	9	312	1	15
16	1,302	671	2	7	513	8	18
17	1,107	641	2	4	379	4	15
18	772	532	0	7	195	5	13
19	634	432	4	8	138	5	14
20	1,038	568	3	5	379	2	14
21	952	561	2	8	316	4	11
22	864	479	2	10	310	5	18
23	656	353	1	1	258	7	9
24	625	348	5	2	231	0	12

25	775	445	1	6	267	2	10
26	600	338	1	1	215	0	11
27	602	335	1	3	228	2	12
28	602	338	1	3	216	2	10
29	911	553	1	4	291	7	18
30	959	528	1	5	362	5	17
31	351	187	0	1	141	1	3
32	954	524	3	7	341	2	18
33	643	391	0	4	204	6	12
34	861	498	4	4	296	4	16
35	620	385	1	3	191	0	7
AVCB01	4,539	2,503	7	18	1,780	29	53
AVCB02	5,249	3,024	8	17	1,938	26	59
	39,271	22,473	85	228	13,849	212	618

MEMPHIS

01	398	198	2	2	166	8	11
	398	198	2	2	166	8	11

MT. CLEMENS

01	687	594	3	7	54	3	6
02	828	511	6	6	245	8	22
03	735	481	7	13	180	11	18
04	701	481	4	9	140	6	18
05	672	589	1	5	34	7	14
06	735	539	5	8	135	6	18
08	616	466	1	2	107	5	12
09	877	517	6	3	287	9	19
AVCB01	1,924	1,381	4	12	441	19	21
	7,775	5,559	37	65	1,623	74	148

NEW BALTIMORE

01	751	458	2	9	225	9	9
02	592	327	4	10	199	5	15
03	1,266	720	3	8	450	5	25
04	980	558	4	15	323	4	16
05	994	537	3	9	368	2	19
AVCB01	1,530	885	5	10	544	9	26
	6,113	3,485	21	61	2,109	34	110

RAY TOWNSHIP

01	643	283	2	5	292	6	10
02	860	384	7	5	375	8	22
AVCB01	635	297	0	1	298	5	9
	2,138	964	9	11	965	19	41

RICHMOND TOWNSHIP

01	892	393	4	5	424	7	21
02	1,025	480	6	6	438	5	26
	1,917	873	10	11	862	12	47

RICHMOND CITY

01	1,167	681	5	12	385	11	17
02	989	537	2	9	351	7	23
AVCB01	749	418	3	4	286	8	5

	2,905	1,636	10	25	1,022	26	45
ROSEVILLE							
01	576	389	2	6	126	11	19
02	677	470	6	10	145	1	14
03	1,017	757	5	10	186	2	24
04	606	408	1	5	157	1	8
05	1,147	814	1	4	228	7	37
06	900	631	7	8	168	12	35
07	604	427	0	2	125	6	19
08	998	667	4	14	227	10	36
09	756	513	2	7	172	9	21
10	561	369	3	7	118	4	19
11	553	351	0	5	137	5	21
12	713	486	4	12	151	8	24
13	574	381	6	5	137	3	22
14	859	603	3	11	177	4	18
15	1,194	880	5	10	225	4	21
16	1,307	901	4	22	264	14	47
17	808	553	3	3	181	6	18
18	831	595	3	6	163	2	19
19	574	364	4	5	156	9	12
20	675	445	2	6	171	6	18
21	1,078	822	6	12	169	7	21
AVCB01	3,291	2,290	5	19	799	18	56
AVCB02	1,781	1,297	9	7	385	12	30
	22,080	15,413	85	196	4,767	161	559

SHELBY TOWNSHIP							
01	1,318	615	1	8	580	7	23
02	1,095	527	9	7	473	14	20
03	669	343	4	12	243	4	26
04	874	422	4	9	362	6	18
05	1,187	652	12	12	419	5	20
06	1,013	644	3	9	269	6	28
07	877	425	3	3	385	0	20
08	540	266	1	4	214	5	12
09	869	540	4	11	234	10	22
10	772	393	8	13	295	4	21
11	990	544	6	12	325	7	34
12	676	349	1	6	283	3	5
13	519	278	3	5	195	3	12
14	1,019	504	5	6	427	11	18
15	553	261	2	6	227	4	18
16	1,109	475	4	5	556	7	19
17	1,488	718	1	16	641	3	37
18	662	342	3	8	247	2	15
19	720	359	3	9	300	2	11
20	618	373	1	4	186	3	17
21	775	533	3	4	168	6	15
22							

	1,179	538	3	2	563	4	20
23	1,054	423	3	7	535	5	14
24	1,203	510	2	4	589	7	18
25	968	470	3	4	439	3	15
26	646	394	5	6	188	3	20
27	931	556	5	8	309	5	9
28	731	408	4	3	266	6	10
29	770	392	2	3	319	7	9
AVCB01	4,506	2,534	16	33	1,689	27	37
AVCB02	7,138	3,490	16	27	3,204	46	96
AVCB03	834	363	3	1	425	1	9
AVCB04	89	44	0	1	32	0	2
	38,392	19,685	143	268	15,587	226	670

ST. CLAIR SHORES

01	1,160	648	2	14	435	2	19
02	1,030	656	4	5	269	4	42
03	981	589	4	14	293	5	25
04	798	513	6	11	217	5	20
05	1,294	792	8	13	379	7	33
06	1,164	836	1	17	235	4	28
07	849	555	4	11	223	5	22
08	1,107	680	1	9	327	10	22
09	574	380	2	3	146	8	15
10	1,282	784	3	11	354	7	52
11	567	342	2	4	174	4	13
12	1,248	763	4	13	384	8	30
13	1,317	699	3	10	507	7	28
14	621	362	1	6	198	4	20
15	1,317	836	4	13	366	6	44
16	1,157	697	10	16	338	4	43
17	1,294	790	7	12	384	13	29
18	1,021	640	5	8	279	2	30
19	898	534	6	11	277	0	22
20	586	379	2	4	171	3	7
21	957	624	3	6	233	11	26
22	892	549	8	6	257	7	28
23	1,111	690	6	7	334	11	16
24	1,114	743	5	6	284	6	26
AVCB01	3,204	1,882	10	17	1,144	16	35
AVCB02	2,324	1,426	2	7	774	24	28
AVCB03	1,618	926	1	5	596	17	24
AVCB04	4,240	2,684	14	18	1,340	15	49
	35,725	21,999	128	277	10,918	215	776

STERLING HEIGHTS

01	852	560	3	10	230	8	17
02	970	566	4	11	332	8	13
03	1,035	668	5	5	274	7	26
04	1,431	939	0	12	387	7	24
05	943	631	5	6	243	10	19

06	1,116	692	4	5	341	12	15
08	523	286	3	6	202	3	6
09	932	577	2	4	315	7	7
10	904	559	1	15	268	7	15
11	994	616	3	6	313	4	13
12	695	427	4	6	218	5	12
13	329	210	0	3	89	2	9
14	251	156	2	2	79	1	5
15	918	598	1	2	265	3	12
16	744	492	4	11	187	5	13
17	737	436	2	5	245	6	14
18	899	562	3	8	265	8	13
19	808	476	1	8	259	7	12
20	1,028	618	4	11	328	6	18
21	701	483	2	14	153	6	18
22	587	323	2	6	217	4	16
23	614	372	4	4	194	5	14
24	688	428	3	4	213	4	18
25	1,020	611	2	9	334	1	18
26	912	521	4	4	328	3	14
27	1,021	610	6	5	333	7	19
28	916	555	5	8	269	4	28
29	721	414	8	7	226	3	23
30	934	454	2	4	404	5	17
31	985	563	5	9	318	5	26
32	1,221	686	3	5	443	7	25
33	941	546	1	9	302	9	18
34	1,063	630	9	11	344	7	19
35	671	428	4	8	178	5	20
36	557	368	4	6	135	8	12
37	760	442	1	7	272	2	5
38	1,029	581	2	13	377	3	14
39	903	569	5	8	254	7	28
40	1,124	647	4	10	369	6	18
41	1,381	801	2	10	449	8	35
42	419	287	3	3	98	5	9
43	1,110	675	6	8	340	10	25
44	667	381	4	5	206	4	16
45	791	452	7	11	259	4	22
46	1,079	704	7	12	293	7	14
47	520	349	0	3	136	3	15
48	703	406	5	5	237	5	12
49	805	420	3	4	293	8	33
50	1,293	690	3	2	513	4	25
51	799	477	3	3	258	6	14
52	1,043	645	2	9	327	5	15
AVCB01	1,576	993	1	6	503	6	14
AVCB02	419	252	0	1	155	0	2

AVCB03	134	74	1	0	48	2	1
AVCB04	158	91	0	0	61	0	3
AVCB05	277	162	1	4	103	0	2
AVCB06	4,166	2,472	8	18	1,450	23	56
AVCB07	2,804	1,630	4	18	1,020	29	39
AVCB08	3,420	2,047	18	10	1,206	16	29
AVCB09	4,018	2,345	10	21	1,445	23	46
	61,059	36,653	215	440	19,903	385	1,060

UTICA

01	342	207	1	6	97	2	11
02	720	384	3	9	270	5	17
03	747	474	4	4	215	4	14
AVCB01	597	357	5	3	184	5	8
	2,406	1,422	13	22	766	16	50

WARREN

01	537	481	1	1	33	2	5
02	563	404	3	4	115	3	12
03	489	372	1	2	84	7	10
04	806	611	6	7	136	5	12
06	375	263	0	3	79	1	5
08	531	359	3	11	111	7	15
10	777	566	3	5	152	4	16
11	412	286	3	3	85	3	13
12	527	349	1	4	133	6	14
13	659	472	3	7	129	3	13
15	389	296	3	9	51	3	8
16	423	340	5	4	56	2	6
17	441	358	3	8	42	2	14
18	457	354	4	6	61	1	9
20	435	337	3	4	60	2	5
21	386	278	3	5	69	5	7
22	325	264	1	1	46	1	4
23	426	326	6	4	52	6	16
24	667	483	3	4	124	6	20
26	434	321	1	5	77	5	10
27	229	134	1	0	71	2	8
28	301	202	0	3	78	2	4
29	1,006	748	5	4	199	4	11
32	471	344	1	3	83	2	22
33	411	289	2	4	78	4	11
34	687	493	2	12	117	8	19
36	669	466	3	7	143	1	13
37	487	328	1	2	116	7	9
38	453	357	2	3	67	1	9
39	416	276	4	1	113	4	7
40	432	291	3	5	106	4	8
41	444	299	2	5	97	8	13
42	694	458	3	6	178	5	17
43	132	88	1	1	29	3	4

45	478	300	1	6	123	4	13
46	685	446	2	8	183	5	16
47	276	178	1	1	75	3	6
48	644	443	4	5	153	5	12
49	404	286	0	3	93	0	6
50	716	443	2	9	208	2	24
52	614	464	1	3	108	1	14
53	744	456	6	7	230	2	15
55	449	272	2	5	141	4	9
56	496	308	1	8	151	3	6
58	841	622	7	6	164	5	9
60	547	342	1	10	152	4	11
61	649	441	3	8	158	3	9
62	528	347	6	5	138	5	6
63	532	325	0	3	164	4	10
64	562	348	2	6	162	6	15
66	464	284	0	2	140	3	13
67	598	348	1	3	207	1	12
68	600	409	2	8	146	3	12
69	571	405	5	5	122	0	15
70	740	487	4	6	185	6	15
71	456	288	1	2	134	4	10
72	428	241	1	2	155	5	0
72A	551	486	3	1	40	3	6
73	561	339	2	7	174	9	8
74	897	557	5	10	252	6	30
76	718	507	2	4	157	8	6
78	504	311	0	4	145	4	10
80	559	323	1	4	186	1	18
81	412	317	3	2	68	0	7
82	633	405	2	7	187	4	9
84	831	563	1	2	207	5	20
85	627	364	3	5	209	3	15
86	933	571	2	4	299	9	12
88	412	267	5	4	116	2	3
90	593	377	3	3	165	5	17
92	354	225	0	1	107	0	4
93	793	573	1	2	172	2	17
94	717	454	3	7	200	4	13
96	456	262	0	9	144	3	11
97	529	293	5	4	179	1	20
98	362	204	1	6	126	0	6
99	320	217	4	3	77	0	5
99A	490	280	0	4	170	4	11
100	438	257	4	5	136	3	10
101	506	303	2	3	157	6	14
102	469	274	1	7	152	4	11
103	543	320	0	5	177	6	10

105	676	418	2	10	194	3	19
106	571	331	0	9	191	2	5
108	775	467	2	4	248	2	23
109	706	452	3	7	193	4	19
110	688	440	2	2	190	2	16
AVCB01	2,161	1,529	9	16	510	16	25
AVCB02	745	533	4	8	159	8	13
AVCB03	283	212	0	5	57	0	3
AVCB04	1,386	900	4	7	416	10	18
AVCB05	3,002	1,949	7	18	910	16	31
AVCB06	1,351	910	4	2	373	5	14
AVCB07	3,223	2,026	9	20	1,027	14	43
AVCB08	2,171	1,406	7	10	656	11	20
AVCB09	825	549	4	3	238	7	8
	62,684	41,947	249	508	16,026	399	1,177
WASHINGTON TOWNSHIP							
01	689	385	2	8	232	3	17
02	1,023	531	4	5	412	6	14
03	936	447	6	4	413	6	12
04	1,048	622	8	14	318	8	18
05	971	424	2	10	456	5	13
06	785	330	4	5	396	2	4
07	993	401	3	5	497	3	29
08	813	391	6	9	345	5	25
09	1,258	557	4	12	569	7	25
AVCB01	4,894	2,401	14	20	2,205	34	68
	13,410	6,489	53	92	5,843	79	225
TOTALS							
	422,358	257,439	1,586	3,093	131,962	2,638	7,905

■ Yellow in the TOTALS column means precinct hasn't reported

These same results may also be obtained via:

- > Election Telephone Hotline: 586.469.5209
- > 24-Hour Fax (Within MI): 1.888.99.CLERK (request document number 6700)
- > 24-Hour Fax (Outside of MI): 1.310.575.5035 (request document number 6700)



Election Results

U.S. Representative in Congress - District 10 One 2-year term

official results, updated November 19, 3:06 PM

[Race List](#) | [Race Summary](#) | [Race Details](#) | [Race Details \(Printer Friendly\)](#)

	POLL BOOK TOTALS	Candace R. Caveny (GRN)	Candice S. Miller (REP)	Neil Kiernan Stephenson (LIB)	Robert Denison (DEM)
ARMADA TOWNSHIP					
01	1,259	19	827	19	322
02	842	10	567	10	204
AVCB01	852	9	571	12	229
	2,953	38	1,965	41	755
BRUCE TOWNSHIP					
01	738	16	429	5	248
02	1,208	13	899	20	209
03	754	9	474	16	209
04	796	4	578	8	167
AVCB01	1,525	19	1,070	18	345
	5,021	61	3,450	67	1,178
CHESTERFIELD CHARTER TOWNSHIP					
01	1,008	16	589	19	349
02	1,078	14	632	14	373
03	1,403	9	901	17	416
04	314	4	216	2	73
05	857	17	539	9	237
06	968	6	624	15	265
07	1,072	4	661	14	340

■ Yellow in the TOTALS column means precinct hasn't reported

These same results may also be obtained via:

- > Election Telephone Hotline: 586.469.5209
- > 24-Hour Fax (Within MI): 1.888.99.CLERK (request document number 6700)
- > 24-Hour Fax (Outside of MI): 1.310.575.5035 (request document number 6700)



Election Results

U.S. Representative in Congress - District 10 One 2-year term

official results, updated November 19, 3:06 PM

[Race List](#) | [Race Summary](#) | [Race Details](#) | [Race Details \(Printer Friendly\)](#)

	POLL BOOK TOTALS	Candace R. Caveny (GRN)	Candice S. Miller (REP)	Neil Kiernan Stephenson (LIB)	Robert Denison (DEM)
ARMADA TOWNSHIP					
01	1,259	19	827	19	322
02	842	10	567	10	204
AVCB01	852	9	571	12	229
	2,953	38	1,965	41	755
BRUCE TOWNSHIP					
01	738	16	429	5	248
02	1,208	13	899	20	209
03	754	9	474	16	209
04	796	4	578	8	167
AVCB01	1,525	19	1,070	18	345
	5,021	61	3,450	67	1,178
CHESTERFIELD CHARTER TOWNSHIP					
01	1,008	16	589	19	349
02	1,078	14	632	14	373
03	1,403	9	901	17	416
04	314	4	216	2	73
05	857	17	539	9	237
06	968	6	624	15	265
07	1,072	4	661	14	340
08	975	13	612	19	281
09	1,109	8	679	19	346
10	831	17	577	7	195
11	874	19	498	16	272
12	534	4	306	11	181
13	1,064	9	656	9	324
14	604	6	355	6	206
15	517	11	158	6	319
16	530	4	293	13	190
17	214	4	125	5	62
18	1,190	13	582	26	506
19	350	5	231	7	99
20	706	8	472	12	180
AVCB01	1,312	14	783	9	465
AVCB02	2,195	13	1,381	18	707
AVCB03	1,905	10	1,187	29	607

	21,610	228	13,057	302	6,993
HARRISON CHARTER TOWNSHIP					
01	961	14	486	19	403
02	670	13	360	6	262
03	784	10	488	9	236
04	1,269	16	799	20	368
05	908	11	679	16	175
06	1,232	19	771	14	373
07	999	14	691	14	239
08	265	5	112	2	136
09	554	6	432	3	98
10	672	7	444	9	177
11	799	12	360	9	374
12	373	11	187	5	145
AVCB01	4,196	36	2,930	30	1,099
	13,682	174	8,739	156	4,085
LENOX TOWNSHIP					
01	603	6	414	14	144
02	990	16	591	10	314
03	1,010	8	442	4	502
04	565	11	283	10	244
AVCB01	1,176	12	648	10	456
	4,344	53	2,378	48	1,660
MACOMB TOWNSHIP					
01	839	7	564	14	215
02	897	10	553	8	280
03	925	4	628	8	239
04	1,104	9	700	15	343
05	828	7	519	15	237
06	792	8	500	19	213
07	864	13	554	8	252
08	877	6	527	9	283
09	835	4	521	9	253
10	843	16	410	15	356
11	1,154	6	747	8	329
12	786	5	472	8	253
13	987	10	655	12	244
14	1,066	9	723	8	273
15	858	14	565	6	237
16	1,302	8	906	5	306
17	1,107	12	690	13	322
18	772	14	391	7	328
19	634	13	277	8	302
20	1,038	6	689	9	268
21	952	10	604	4	278
22	864	9	578	4	232
23	656	4	426	8	196
24	625	3	436	10	154

25	775	3	488	5	230
26	600	2	387	8	164
27	602	5	401	5	170
28	602	3	402	4	166
29	911	5	571	6	295
30	959	5	640	7	255
31	351	3	244	1	88
32	954	9	618	8	267
33	643	7	392	7	217
34	861	7	574	1	232
35	620	6	365	3	219
AVCB01	4,539	19	2,962	32	1,361
AVCB02	5,249	32	3,236	45	1,759
	39,271	313	24,915	362	11,816

MEMPHIS

01	398	8	277	12	90
	398	8	277	12	90

NEW BALTIMORE

01	751	8	453	8	238
02	592	11	366	11	172
03	1,266	10	825	12	366
04	980	14	599	12	298
05	994	11	661	8	262
AVCB01	1,530	7	966	12	494
	6,113	61	3,870	63	1,830

RAY TOWNSHIP

01	643	6	452	8	133
02	860	13	578	15	190
AVCB01	635	2	466	7	141
	2,138	21	1,496	30	464

RICHMOND TOWNSHIP

01	892	7	649	11	198
02	1,025	13	710	12	234
	1,917	20	1,359	23	432

RICHMOND CITY

01	1,167	13	750	19	337
02	989	20	624	13	273
AVCB01	749	5	465	9	246
	2,905	38	1,839	41	856

SHELBY TOWNSHIP

01	1,318	14	882	17	320
02	1,095	19	695	16	305
03	669	9	399	16	208
04	874	6	598	12	191
05	1,187	20	670	17	411
06	1,013	20	475	23	431
07	877	6	595	12	217
08	540	5	340	8	154
09	869	14	415	21	358

10	772	13	502	16	196
11	990	20	539	22	347
12	676	5	454	9	178
13	519	7	324	6	155
14	1,019	8	698	9	264
15	553	8	360	11	142
16	1,109	7	824	18	210
17	1,488	24	964	28	390
18	662	14	408	6	183
19	720	12	438	10	214
20	618	8	360	6	217
21	775	8	290	13	412
22	1,179	7	843	12	267
23	1,054	8	782	12	193
24	1,203	11	880	15	228
25	968	6	661	8	253
26	646	11	327	13	256
27	931	10	522	7	344
28	731	6	476	10	202
29	770	4	514	5	209
AVCB01	4,506	40	2,834	34	1,453
AVCB02	7,138	47	4,878	57	1,935
AVCB03	834	7	629	4	171
AVCB04	89	0	50	2	30
	38,392	404	24,626	475	11,044

STERLING HEIGHTS

11	994	6	536	19	380
12	695	6	404	8	244
14	251	0	156	2	82
17	737	8	403	13	275
18	899	11	473	11	356
19	808	12	447	9	286
20	1,028	19	587	15	355
21	701	15	317	16	319
22	587	4	379	14	162
23	614	10	355	13	208
24	688	8	398	10	254
25	1,020	13	567	8	376
26	912	12	538	11	306
27	1,021	12	560	14	381
28	916	17	521	25	311
29	721	14	402	16	250
30	934	6	655	14	214
31	985	18	587	17	300
32	1,221	13	779	12	353
33	941	11	550	13	308
34	1,063	18	615	11	375
35	671	12	356	13	260

36	557	12	242	11	266
37	760	6	457	10	248
38	1,029	18	618	15	323
39	903	15	460	28	358
40	1,124	16	716	13	310
41	1,381	19	781	22	464
42	419	5	183	10	199
43	1,110	14	635	14	382
44	667	16	348	11	228
45	791	19	452	17	258
48	703	10	414	10	234
49	805	7	501	18	224
50	1,293	17	834	23	361
51	799	6	478	9	257
52	1,043	11	560	16	408
AVCB04	158	0	90	1	64
AVCB05	277	3	171	5	92
AVCB06	4,166	40	2,512	36	1,409
AVCB08	3,420	21	2,045	22	1,219
AVCB09	4,018	38	2,383	34	1,411
	43,830	538	25,465	609	15,070

UTICA

01	342	12	177	5	130
02	720	12	463	14	201
03	747	14	417	10	263
AVCB01	597	3	336	9	214
	2,406	41	1,393	38	808

WASHINGTON TOWNSHIP

01	689	10	424	7	199
02	1,023	12	622	16	316
03	936	5	666	11	206
04	1,048	20	573	17	374
05	971	13	700	8	198
06	785	6	583	5	154
07	993	11	709	23	192
08	813	7	568	21	178
09	1,258	13	855	21	287
AVCB01	4,894	24	3,383	52	1,265
	13,410	121	9,083	181	3,369

TOTALS

	198,390	2,119	123,912	2,448	60,450
--	---------	-------	---------	-------	--------

■ Yellow in the TOTALS column means precinct hasn't reported

These same results may also be obtained via:

- > Election Telephone Hotline: 586.469.5209
- > 24-Hour Fax (Within MI): 1.888.99.CLERK (request document number 6700)
- > 24-Hour Fax (Outside of MI): 1.310.575.5035 (request document number 6700)



Election Results

U.S. Representative in Congress - District 12 One 2-year term

official results, updated November 19, 3:06 PM

[Race List](#) | [Race Summary](#) | [Race Details](#) | [Race Details \(Printer Friendly\)](#)

POLL BOOK TOTALS	Bert Copple (REP)	John Vico (LIB)	Les Townsend (UST)	Sander Levin (DEM)	William J. Opalicky (GRN)
------------------	-------------------	-----------------	--------------------	--------------------	---------------------------

CENTER LINE						
01	733	202	11	16	450	13
02	492	124	11	11	316	6
03	940	175	16	11	686	8
04	479	114	9	11	305	13
05	486	123	10	9	297	12
AVCB01	890	173	7	10	660	10
	4,020	911	64	68	2,714	62

CLINTON TOWNSHIP						
01	647	201	18	12	361	6
02	361	114	11	7	200	4
03	929	198	16	18	621	14
04	632	145	8	12	418	5
05	886	39	8	7	792	4
06	849	206	13	12	564	8
07	449	120	14	5	280	8
08	741	194	21	20	449	10
09	554	157	8	10	326	6
10	632	248	8	16	307	5
11	707	175	18	15	455	6

■ Yellow in the TOTALS column means precinct hasn't reported

These same results may also be obtained via:

- > Election Telephone Hotline: 586.469.5209
- > 24-Hour Fax (Within MI): 1.888.99.CLERK (request document number 6700)
- > 24-Hour Fax (Outside of MI): 1.310.575.5035 (request document number 6700)



Election Results

U.S. Representative in Congress - District 12 One 2-year term

official results, updated November 19, 3:06 PM

[Race List](#) | [Race Summary](#) | [Race Details](#) | [Race Details \(Printer Friendly\)](#)

	POLL BOOK TOTALS	Bert Copple (REP)	John Vico (LIB)	Les Townsend (UST)	Sander Levin (DEM)	William J. Opalicky (GRN)
CENTER LINE						
01	733	202	11	16	450	13
02	492	124	11	11	316	6
03	940	175	16	11	686	8
04	479	114	9	11	305	13
05	486	123	10	9	297	12
AVCB01	890	173	7	10	660	10
	4,020	911	64	68	2,714	62
CLINTON TOWNSHIP						
01	647	201	18	12	361	6
02	361	114	11	7	200	4
03	929	198	16	18	621	14
04	632	145	8	12	418	5
05	886	39	8	7	792	4
06	849	206	13	12	564	8
07	449	120	14	5	280	8
08	741	194	21	20	449	10
09	554	157	8	10	326	6
10	632	248	8	16	307	5
11	707	175	18	15	455	6
12	490	124	3	5	297	11
13	864	218	13	17	555	10
14	370	98	9	9	219	7
15	748	208	16	18	448	5
16	697	229	9	14	392	8
17	1,026	192	11	10	733	7
18	757	245	14	12	413	7
19	474	220	5	6	220	1
20	842	163	5	15	590	8
21	394	106	5	6	244	8
22	946	150	12	15	708	8
23	978	333	17	12	526	14
24	568	197	10	4	315	6
25	808	230	13	15	503	12
26	897	349	24	16	447	10
27	612	238	8	9	308	8

28	596	53	13	9	485	2
29	964	399	19	11	462	5
30	775	208	7	12	488	7
31	1,053	261	16	20	642	20
32	507	217	11	4	246	5
33	1,223	317	16	27	752	15
34	794	134	11	10	569	12
35	908	294	25	13	496	10
36	1,007	286	18	12	600	15
37	1,018	288	9	16	586	14
38	702	315	10	5	320	7
39	588	213	9	12	303	7
40	922	303	16	12	503	13
41	829	222	12	14	502	11
42	1,139	272	23	24	709	14
43	270	113	6	2	128	2
44	973	327	19	14	541	6
45	809	348	7	7	381	12
46	579	186	10	4	343	3
AVCB01	4,394	1,587	35	63	2,481	26
AVCB02	2,028	606	31	26	1,273	16
AVCB03	3,806	1,357	33	61	2,132	19
AVCB04	840	242	4	10	523	11
AVCB05	764	156	4	5	564	4
AVCB06	768	240	6	17	471	8
AVCB07	1,316	517	14	13	686	6
AVCB08	1,649	546	11	19	998	9
	50,079	15,104	712	759	29,875	485

EASTPOINTE

01	1,007	184	18	15	714	20
02	761	161	15	14	522	11
03	1,032	202	21	17	726	11
04	1,085	238	22	20	744	12
05	985	202	23	32	660	19
06	748	143	12	14	530	6
07	1,111	92	16	16	939	9
08	912	88	8	9	760	10
09	880	179	20	14	598	14
10	754	132	9	9	564	7
11	805	161	13	15	556	10
12	933	179	14	14	651	14
13	811	193	17	19	530	9
14	1,179	186	21	16	888	13
AVCB01	2,869	621	26	34	2,055	23
AVCB02	466	112	8	7	313	1
	16,338	3,073	263	265	11,750	189

FRASER

01	737	191	23	17	434	6
----	-----	-----	----	----	-----	---

02	989	360	16	15	514	16
03	1,149	316	24	13	675	20
04	979	271	19	9	597	12
05	339	103	7	7	192	2
06	1,062	413	15	9	537	5
07	578	134	7	8	384	6
AVCB01	1,335	418	13	18	809	11
AVCB02	830	260	13	8	509	5
	7,998	2,466	137	104	4,651	83

LAKE TOWNSHIP

01	40	20	0	0	16	2
	40	20	0	0	16	2

MT. CLEMENS

01	687	56	7	11	572	10
02	828	246	13	15	484	21
03	735	178	15	19	457	26
04	701	148	21	12	438	14
05	672	40	9	9	582	6
06	735	136	15	22	512	10
08	616	123	8	8	428	12
09	877	283	22	11	482	9
AVCB01	1,924	456	17	19	1,367	11
	7,775	1,666	127	126	5,322	119

ROSEVILLE

01	576	137	12	9	377	9
02	677	150	17	12	441	11
03	1,017	184	12	11	747	13
04	606	147	10	6	394	7
05	1,147	224	19	16	801	12
06	900	170	28	23	608	17
07	604	128	17	6	408	8
08	998	227	30	19	647	16
09	756	173	17	17	492	9
10	561	123	17	12	353	5
11	553	138	15	14	337	5
12	713	146	18	22	479	16
13	574	135	12	13	361	15
14	859	176	26	21	567	7
15	1,194	219	15	20	846	17
16	1,307	275	29	24	886	14
17	808	186	14	12	523	10
18	831	162	16	4	592	11
19	574	156	8	14	350	12
20	675	175	4	13	432	15
21	1,078	170	19	21	789	13
AVCB01	3,291	802	42	50	2,226	28
AVCB02	1,781	402	16	24	1,269	14
	22,080	4,805	413	383	14,925	284

ST. CLAIR SHORES

01	1,160	449	14	8	592	14
02	1,030	284	42	13	604	6
03	981	296	21	10	556	16
04	798	226	16	10	486	13
05	1,294	382	21	17	751	20
06	1,164	241	25	17	785	25
07	849	226	16	12	522	22
08	1,107	320	26	18	635	15
09	574	151	14	12	353	4
10	1,282	355	38	18	743	23
11	567	181	8	9	323	6
12	1,248	394	28	17	718	16
13	1,317	498	19	17	656	20
14	621	194	21	5	338	10
15	1,317	356	28	18	793	19
16	1,157	353	34	14	648	19
17	1,294	397	25	20	734	19
18	1,021	270	24	15	610	16
19	898	289	20	13	478	11
20	586	181	10	9	342	3
21	957	243	22	12	592	8
22	892	250	18	20	522	13
23	1,111	337	20	23	631	12
24	1,114	287	17	15	715	13
AVCB01	3,204	1,104	35	35	1,843	35
AVCB02	2,324	765	27	37	1,370	15
AVCB03	1,618	592	20	22	908	6
AVCB04	4,240	1,332	45	49	2,603	32
	35,725	10,953	654	485	20,851	431

STERLING HEIGHTS

01	852	238	14	12	542	11
02	970	327	20	10	554	8
03	1,035	273	19	11	654	7
04	1,431	399	18	12	889	17
05	943	255	19	5	591	16
06	1,116	350	15	10	661	8
08	523	193	6	17	274	10
09	932	319	11	13	552	6
10	904	269	15	12	537	10
13	329	83	9	8	202	4
15	918	273	12	6	571	7
16	744	177	20	4	478	20
46	1,079	302	18	13	669	21
47	520	146	15	8	327	5
AVCB01	1,576	503	15	12	970	7
AVCB02	419	152	1	3	243	3
AVCB03	134	47	0	3	76	0
AVCB07	2,804	1,011	32	36	1,595	29

	17,229	5,317	259	195	10,385	189
WARREN						
01	537	31	7	4	470	5
02	563	113	10	15	388	6
03	489	80	11	1	367	5
04	806	131	13	15	591	14
06	375	78	5	3	259	5
08	531	110	7	14	362	10
10	777	152	12	9	559	4
11	412	96	11	5	271	5
12	527	132	13	12	339	7
13	659	117	13	9	472	10
15	389	46	7	8	295	8
16	423	63	7	5	333	3
17	441	48	14	8	344	6
18	457	60	7	11	343	9
20	435	64	2	2	332	7
21	386	66	6	6	270	8
22	325	45	6	8	250	4
23	426	58	15	6	317	9
24	667	125	8	15	476	10
26	434	75	13	12	310	2
27	229	73	2	2	128	5
28	301	76	5	8	197	3
29	1,006	189	13	10	740	6
32	471	78	14	9	336	8
33	411	89	11	4	275	4
34	687	138	17	14	458	17
36	669	142	17	7	448	6
37	487	115	4	10	314	9
38	453	69	8	6	348	6
39	416	118	2	12	263	4
40	432	107	10	7	281	6
41	444	102	10	7	285	10
42	694	169	15	11	447	15
43	132	32	4	3	82	1
45	478	120	8	14	293	5
46	685	194	12	5	425	6
47	276	73	8	7	163	1
48	644	146	13	9	432	10
49	404	98	6	4	269	3
50	716	215	23	14	411	12
52	614	107	4	6	461	7
53	744	234	16	7	432	9
55	449	143	8	6	254	8
56	496	153	5	10	298	5
58	841	161	6	15	611	8
60	547	153	9	9	314	12
61	649	168	9	4	423	6

62	528	136	9	7	338	10
63	532	162	8	7	318	1
64	562	167	7	10	326	9
66	464	136	11	6	274	4
67	598	198	8	11	334	4
68	600	147	11	12	391	9
69	571	127	8	7	394	7
70	740	186	13	15	464	11
71	456	134	9	7	281	4
72	428	152	1	14	229	3
72A	551	44	6	3	476	6
73	561	182	12	4	319	12
74	897	254	24	11	533	14
76	718	158	10	10	491	6
78	504	150	6	12	284	4
80	559	187	7	8	314	9
81	412	61	6	4	318	3
82	633	196	10	11	381	5
84	831	211	16	5	544	7
85	627	208	19	6	346	3
86	933	298	10	12	549	11
88	412	120	7	6	254	9
90	593	172	8	8	363	9
92	354	110	5	1	207	3
93	793	177	13	7	547	9
94	717	208	11	8	423	16
96	456	147	6	7	246	9
97	529	174	9	8	286	6
98	362	123	8	5	190	4
99	320	80	6	5	198	3
99A	490	176	13	7	259	7
100	438	135	12	7	248	5
101	506	154	9	9	294	6
102	469	141	13	11	261	9
103	543	169	5	12	309	8
105	676	193	20	9	400	6
106	571	181	4	3	322	14
108	775	257	12	7	441	7
109	706	178	18	14	433	14
110	688	187	9	8	423	7
AVCB01	2,161	517	17	27	1,506	22
AVCB02	745	149	12	10	535	7
AVCB03	283	62	2	0	206	7
AVCB04	1,386	414	18	14	876	14
AVCB05	3,002	919	28	20	1,902	31
AVCB06	1,351	365	16	12	903	6
AVCB07	3,223	1,022	33	33	1,990	18
AVCB08	2,171	661	14	18	1,387	14

AVCB09	825	233	8	8	542	5
	62,684	16,070	993	854	40,591	746
TOTALS						
	223,968	60,385	3,622	3,239	141,080	2,590

■ Yellow in the TOTALS column means precinct hasn't reported

These same results may also be obtained via:

- > Election Telephone Hotline: 586.469.5209
- > 24-Hour Fax (Within MI): 1.888.99.CLERK (request document number 6700)
- > 24-Hour Fax (Outside of MI): 1.310.575.5035 (request document number 6700)



Election Results

State Representative - District 24 One 2-year term

official results, updated November 19, 3:06 PM

[Race List](#) | [Race Summary](#) | [Race Details](#) | [Race Details \(Printer Friendly\)](#)

	POLL BOOK TOTALS	Bryan Brandenburg (REP)	Jody Beaubien (GRN)	Sarah Roberts (DEM)
HARRISON CHARTER TOWNSHIP				
01	961	368	31	525
02	670	246	14	387
03	784	334	25	386
04	1,269	641	52	527
05	908	470	38	365
06	1,232	515	52	603
07	999	524	44	396
08	265	56	11	185
09	554	295	23	210
10	672	292	25	320
11	799	233	33	493
12	373	126	11	220
AVCB01	4,196	2,105	104	1,839
	13,682	6,205	463	6,456
LAKE TOWNSHIP				
01	40	22	1	15
	40	22	1	15
ST. CLAIR SHORES				
01	1,160	589	50	482

■ Yellow in the TOTALS column means precinct hasn't reported

These same results may also be obtained via:

- > Election Telephone Hotline: 586.469.5209
- > 24-Hour Fax (Within MI): 1.888.99.CLERK (request document number 6700)
- > 24-Hour Fax (Outside of MI): 1.310.575.5035 (request document number 6700)



Election Results

State Representative - District 24 One 2-year term

official results, updated November 19, 3:06 PM

[Race List](#) | [Race Summary](#) | [Race Details](#) | [Race Details \(Printer Friendly\)](#)

	POLL BOOK TOTALS	Bryan Brandenburg (REP)	Jody Beaubien (GRN)	Sarah Roberts (DEM)
HARRISON CHARTER TOWNSHIP				
01	961	368	31	525
02	670	246	14	387
03	784	334	25	386
04	1,269	641	52	527
05	908	470	38	365
06	1,232	515	52	603
07	999	524	44	396
08	265	56	11	185
09	554	295	23	210
10	672	292	25	320
11	799	233	33	493
12	373	126	11	220
AVCB01	4,196	2,105	104	1,839
	13,682	6,205	463	6,456
LAKE TOWNSHIP				
01	40	22	1	15
	40	22	1	15
ST. CLAIR SHORES				
01	1,160	589	50	482
02	1,030	439	44	510
03	981	440	46	454
04	798	323	30	425
05	1,294	590	56	593
06	1,164	358	43	723
07	849	332	37	462
08	1,107	478	42	531
09	574	257	11	288
10	1,282	587	43	603
11	567	261	20	259
12	1,248	620	40	547
13	1,317	673	54	542
14	621	297	23	264
15	1,317	577	52	634
16	1,157	554	31	523
17	1,294	602	54	588

18	1,021	440	56	479
19	898	416	42	409
20	586	248	31	287
21	957	396	36	484
22	892	396	35	426
23	1,111	514	36	520
24	1,114	470	49	559
AVCB01	3,204	1,535	66	1,512
AVCB02	2,324	1,106	50	1,086
AVCB03	1,618	834	32	692
AVCB04	4,240	1,871	105	2,142
	35,725	16,203	1,214	17,024
TOTALS				
	49,447	22,430	1,678	23,495

■ Yellow in the TOTALS column means precinct hasn't reported

These same results may also be obtained via:

- > Election Telephone Hotline: 586.469.5209
- > 24-Hour Fax (Within MI): 1.888.99.CLERK (request document number 6700)
- > 24-Hour Fax (Outside of MI): 1.310.575.5035 (request document number 6700)



Election Results

State Representative - District 25 One 2-year term

official results, updated November 19, 3:06 PM

[Race List](#) | [Race Summary](#) | [Race Details](#) | [Race Details \(Printer Friendly\)](#)

POLL BOOK TOTALS	James Allison (LIB)	Jon M. Switalski (DEM)	Michael J. Wiecek (REP)	Richard T. Kuszmar (GRN)	Steven Revis (UST)
------------------	---------------------	------------------------	-------------------------	--------------------------	--------------------

STERLING HEIGHTS						
01	852	13	515	251	10	10
02	970	10	536	348	9	5
03	1,035	17	638	287	2	14
04	1,431	18	847	421	19	10
05	943	15	571	281	7	8
06	1,116	21	620	368	10	10
08	523	9	270	202	6	5
09	932	7	538	338	6	4
10	904	18	518	288	11	4
14	251	3	129	94	4	5
15	918	12	564	275	5	11
16	744	12	456	193	14	12
46	1,079	18	643	310	17	13
47	520	13	320	147	3	2
AVCB01	1,576	20	984	477	9	9
AVCB02	419	4	265	134	2	4
AVCB04	158	2	92	55	1	1
AVCB07	2,804	33	1,633	973	19	24
	17,175	245	10,139	5,442	154	151

■ Yellow in the TOTALS column means precinct hasn't reported

These same results may also be obtained via:

- > Election Telephone Hotline: 586.469.5209
- > 24-Hour Fax (Within MI): 1.888.99.CLERK (request document number 6700)
- > 24-Hour Fax (Outside of MI): 1.310.575.5035 (request document number 6700)



Election Results

State Representative - District 25 One 2-year term

official results, updated November 19, 3:06 PM

[Race List](#) | [Race Summary](#) | [Race Details](#) | [Race Details \(Printer Friendly\)](#)

POLL BOOK TOTALS	James Allison (LIB)	Jon M. Switalski (DEM)	Michael J. Wiecek (REP)	Richard T. Kuszmar (GRN)	Steven Revis (UST)
------------------	---------------------	------------------------	-------------------------	--------------------------	--------------------

STERLING HEIGHTS						
01	852	13	515	251	10	10
02	970	10	536	348	9	5
03	1,035	17	638	287	2	14
04	1,431	18	847	421	19	10
05	943	15	571	281	7	8
06	1,116	21	620	368	10	10
08	523	9	270	202	6	5
09	932	7	538	338	6	4
10	904	18	518	288	11	4
14	251	3	129	94	4	5
15	918	12	564	275	5	11
16	744	12	456	193	14	12
46	1,079	18	643	310	17	13
47	520	13	320	147	3	2
AVCB01	1,576	20	984	477	9	9
AVCB02	419	4	265	134	2	4
AVCB04	158	2	92	55	1	1
AVCB07	2,804	33	1,633	973	19	24
	17,175	245	10,139	5,442	154	151
WARREN						
58	841	10	565	195	13	7
60	547	8	301	169	7	10
61	649	4	413	171	6	5
62	528	7	320	155	10	8
63	532	7	310	169	6	7
64	562	9	321	175	7	5
66	464	7	256	155	5	7
67	598	9	320	212	5	6
76	718	11	466	169	7	13
80	559	9	283	218	8	5
81	412	2	297	74	6	9
82	633	7	377	208	5	4
84	831	19	509	229	9	5
85	627	10	299	242	10	11
86	933	20	509	309	11	16

88	412	7	246	122	9	3
90	593	14	362	171	7	6
92	354	1	186	136	1	5
93	793	12	520	197	5	8
94	717	14	419	223	13	2
96	456	7	245	171	5	0
97	529	6	301	170	7	4
98	362	8	191	137	6	0
99	320	5	180	103	2	2
99A	490	17	260	181	4	4
100	438	10	241	139	5	6
101	506	8	279	170	7	8
102	469	11	249	165	5	7
103	543	4	298	193	3	10
105	676	19	384	213	9	6
106	571	3	308	221	7	5
108	775	17	422	276	5	7
109	706	15	397	224	7	9
110	688	12	395	217	7	9
AVCB05	3,002	29	1,921	899	25	26
AVCB07	3,223	30	2,003	1,021	24	25
AVCB08	2,171	20	1,382	644	21	12
	28,228	408	16,735	8,843	299	282
TOTALS						
	45,403	653	26,874	14,285	453	433

■ Yellow in the TOTALS column means precinct hasn't reported

These same results may also be obtained via:

- > Election Telephone Hotline: 586.469.5209
- > 24-Hour Fax (Within MI): 1.888.99.CLERK (request document number 6700)
- > 24-Hour Fax (Outside of MI): 1.310.575.5035 (request document number 6700)



Election Results

State Representative - District 28 One 2-year term

official results, updated November 19, 3:06 PM

[Race List](#) | [Race Summary](#) | [Race Details](#) | [Race Details \(Printer Friendly\)](#)

	POLL BOOK TOTALS	Jason E. Balaska (REP)	Lesia Liss (DEM)
CENTER LINE			
01	733	257	413
02	492	156	287
03	940	217	640
04	479	143	292
05	486	136	300
AVCB01	890	198	616
	4,020	1,107	2,548
WARREN			
01	537	44	464
02	563	147	361
03	489	105	349
04	806	161	569
06	375	101	228
08	531	145	341
10	777	192	514
11	412	125	253
12	527	164	318
13	659	182	413
15	389	63	295

■ Yellow in the TOTALS column means precinct hasn't reported

These same results may also be obtained via:

- > Election Telephone Hotline: 586.469.5209
- > 24-Hour Fax (Within MI): 1.888.99.CLERK (request document number 6700)
- > 24-Hour Fax (Outside of MI): 1.310.575.5035 (request document number 6700)



Election Results

State Representative - District 28 One 2-year term

official results, updated November 19, 3:06 PM

[Race List](#) | [Race Summary](#) | [Race Details](#) | [Race Details \(Printer Friendly\)](#)

	POLL BOOK TOTALS	Jason E. Balaska (REP)	Lesia Liss (DEM)
CENTER LINE			
01	733	257	413
02	492	156	287
03	940	217	640
04	479	143	292
05	486	136	300
AVCB01	890	198	616
	4,020	1,107	2,548
WARREN			
01	537	44	464
02	563	147	361
03	489	105	349
04	806	161	569
06	375	101	228
08	531	145	341
10	777	192	514
11	412	125	253
12	527	164	318
13	659	182	413
15	389	63	295
16	423	87	316
17	441	71	343
18	457	80	336
20	435	78	302
21	386	84	255
22	325	69	230
23	426	84	316
24	667	155	454
26	434	98	300
27	229	80	120
28	301	89	182
29	1,006	239	680
32	471	116	306
33	411	100	253
34	687	146	468
36	669	183	407

37	487	139	285
38	453	86	336
39	416	122	264
40	432	138	244
41	444	133	269
42	694	182	454
43	132	43	75
45	478	147	272
46	685	221	400
47	276	92	149
48	644	185	401
49	404	122	243
50	716	248	390
52	614	136	422
53	744	264	398
55	449	161	224
56	496	182	265
68	600	187	349
69	571	123	402
70	740	218	445
71	456	136	282
72	428	163	226
72A	551	49	476
73	561	190	326
74	897	270	526
78	504	173	272
AVCB01	2,161	600	1,436
AVCB02	745	185	499
AVCB03	283	73	189
AVCB04	1,386	426	853
AVCB06	1,351	390	860
AVCB09	825	263	506
	34,456	9,235	22,111
TOTALS			
	38,476	10,342	24,659

■ Yellow in the TOTALS column means precinct hasn't reported

These same results may also be obtained via:

- > Election Telephone Hotline: 586.469.5209
- > 24-Hour Fax (Within MI): 1.888.99.CLERK (request document number 6700)
- > 24-Hour Fax (Outside of MI): 1.310.575.5035 (request document number 6700)



State Representative - District 30 One 2-year term

official results, updated November 19, 3:06 PM

[Race List](#) | [Race Summary](#) | [Race Details](#) | [Race Details \(Printer Friendly\)](#)

	POLL BOOK TOTALS	Grant E. Hughes (DEM)	Tory Rocca (REP)
STERLING HEIGHTS			
11	994	391	515
12	695	278	370
13	329	126	178
15A	918	0	0
17	737	288	379
18	899	374	450
19	808	331	405
20	1,028	365	591
21	701	361	286
22	587	198	347
23	614	236	331
24	688	286	366
25	1,020	402	549
26	912	331	513
27	1,021	425	523
28	916	339	492
29	721	285	376
30	934	241	624
31	985	346	549

■ Yellow in the TOTALS column means precinct hasn't reported

These same results may also be obtained via:

- > Election Telephone Hotline: 586.469.5209
- > 24-Hour Fax (Within MI): 1.888.99.CLERK (request document number 6700)
- > 24-Hour Fax (Outside of MI): 1.310.575.5035 (request document number 6700)



Election Results

State Representative - District 30 One 2-year term

official results, updated November 19, 3:06 PM

[Race List](#) | [Race Summary](#) | [Race Details](#) | [Race Details \(Printer Friendly\)](#)

	POLL BOOK TOTALS	Grant E. Hughes (DEM)	Tory Rocca (REP)
STERLING HEIGHTS			
11	994	391	515
12	695	278	370
13	329	126	178
15A	918	0	0
17	737	288	379
18	899	374	450
19	808	331	405
20	1,028	365	591
21	701	361	286
22	587	198	347
23	614	236	331
24	688	286	366
25	1,020	402	549
26	912	331	513
27	1,021	425	523
28	916	339	492
29	721	285	376
30	934	241	624
31	985	346	549
32	1,221	396	734
33	941	322	520
34	1,063	426	563
35	671	284	340
36	557	297	218
37	760	268	436
38	1,029	354	587
39	903	425	416
40	1,124	333	713
41	1,381	505	744
42	419	220	159
43	1,110	396	639
44	667	249	335
45	791	297	417
48	703	251	385
49			

	805	285	445
50	1,293	395	787
51	799	275	457
52	1,043	436	528
AVCB03	134	48	79
AVCB05	277	96	173
AVCB06	4,166	1,463	2,479
AVCB07-15A	2,804	3	0
AVCB08	3,420	1,198	2,059
AVCB09	4,018	1,393	2,391
	47,606	16,218	24,448
UTICA			
01	342	158	152
02	720	243	422
03	747	317	354
AVCB01	597	214	337
	2,406	932	1,265
TOTALS			
	50,012	17,150	25,713

■ Yellow in the TOTALS column means precinct hasn't reported

These same results may also be obtained via:

- > Election Telephone Hotline: 586.469.5209
- > 24-Hour Fax (Within MI): 1.888.99.CLERK (request document number 6700)
- > 24-Hour Fax (Outside of MI): 1.310.575.5035 (request document number 6700)



Election Results

State Representative - District 31 One 2-year term

official results, updated November 19, 3:06 PM

[Race List](#) | [Race Summary](#) | [Race Details](#) | [Race Details \(Printer Friendly\)](#)

	POLL BOOK TOTALS	Daniel Tollis (REP)	Fred Miller (DEM)	James Miller (LIB)
CLINTON TOWNSHIP				
02	361	111	211	10
03	929	214	593	37
04	632	156	408	25
05	886	42	789	15
06	849	216	555	16
07	449	128	269	26
08	741	198	440	45
09	554	168	319	21
10	632	302	274	18
11	707	180	439	39
12	490	126	284	23
13	864	242	512	39
14	370	109	213	14
15	748	217	441	22
16	697	259	361	26
17	1,026	194	715	22
18	757	272	387	25
19	474	258	179	9
20	842	177	576	17
21	394	123	230	14

■ Yellow in the TOTALS column means precinct hasn't reported

These same results may also be obtained via:

- > Election Telephone Hotline: 586.469.5209
- > 24-Hour Fax (Within MI): 1.888.99.CLERK (request document number 6700)
- > 24-Hour Fax (Outside of MI): 1.310.575.5035 (request document number 6700)



State Representative - District 31

One 2-year term

official results, updated November 19, 3:06 PM

[Race List](#) | [Race Summary](#) | [Race Details](#) | [Race Details \(Printer Friendly\)](#)

	POLL BOOK TOTALS	Daniel Tollis (REP)	Fred Miller (DEM)	James Miller (LIB)
CLINTON TOWNSHIP				
02	361	111	211	10
03	929	214	593	37
04	632	156	408	25
05	886	42	789	15
06	849	216	555	16
07	449	128	269	26
08	741	198	440	45
09	554	168	319	21
10	632	302	274	18
11	707	180	439	39
12	490	126	284	23
13	864	242	512	39
14	370	109	213	14
15	748	217	441	22
16	697	259	361	26
17	1,026	194	715	22
18	757	272	387	25
19	474	258	179	9
20	842	177	576	17
21	394	123	230	14
22	946	160	679	31
24	568	208	308	13
26	897	396	410	28
28	596	56	494	15
30	775	227	468	17
31	1,053	295	598	39
33	1,223	359	724	36
34	794	146	556	16
40	922	346	456	25
45	809	404	321	18
AVCB02	2,028	583	1,282	54
AVCB03	3,806	1,418	2,087	63
AVCB04	840	258	511	16
AVCB05	764	152	559	10
AVCB06	768	251	464	15

	30,191	8,951	18,112	859
FRASER				
01	737	223	410	33
02	989	372	517	38
05	339	96	199	14
06	1,062	431	507	22
07	578	145	357	21
AVCB01	1,335	404	849	20
	5,040	1,671	2,839	148
MT. CLEMENS				
01	687	66	579	15
02	828	217	525	34
03	735	197	464	36
04	701	157	439	30
05	672	42	579	25
06	735	131	540	25
08	616	126	429	23
09	877	303	498	22
AVCB01	1,924	416	1,400	46
	7,775	1,655	5,453	256
TOTALS				
	43,006	12,277	26,404	1,263

■ Yellow in the TOTALS column means precinct hasn't reported

These same results may also be obtained via:

- > Election Telephone Hotline: 586.469.5209
- > 24-Hour Fax (Within MI): 1.888.99.CLERK (request document number 6700)
- > 24-Hour Fax (Outside of MI): 1.310.575.5035 (request document number 6700)



Election Results

State Representative - District 32 One 2-year term

official results, updated November 19, 3:06 PM

[Race List](#) | [Race Summary](#) | [Race Details](#) | [Race Details \(Printer Friendly\)](#)

	POLL BOOK TOTALS	Jennifer Haase (DEM)	John Accavitti (REP)	Joseph L. Zemens (LIB)
ARMADA TOWNSHIP				
01	1,259	571	571	32
02	842	313	431	22
AVCB01	852	390	411	14
	2,953	1,274	1,413	68
CHESTERFIELD CHARTER TOWNSHIP				
01	1,008	488	431	30
02	1,078	514	463	30
03	1,403	650	622	42
04	314	146	135	9
05	857	400	370	20
06	968	437	428	36
07	1,072	509	488	20
08	975	453	417	36
09	1,109	581	417	37
10	831	273	486	24
11	874	423	339	28
12	534	274	176	26
13	1,064	510	452	24
14	604	288	273	10

■ Yellow in the TOTALS column means precinct hasn't reported

These same results may also be obtained via:

- > Election Telephone Hotline: 586.469.5209
- > 24-Hour Fax (Within MI): 1.888.99.CLERK (request document number 6700)
- > 24-Hour Fax (Outside of MI): 1.310.575.5035 (request document number 6700)



Election Results

State Representative - District 32 One 2-year term

official results, updated November 19, 3:06 PM

[Race List](#) | [Race Summary](#) | [Race Details](#) | [Race Details \(Printer Friendly\)](#)

	POLL BOOK TOTALS	Jennifer Haase (DEM)	John Accavitti (REP)	Joseph L. Zemens (LIB)
ARMADA TOWNSHIP				
01	1,259	571	571	32
02	842	313	431	22
AVCB01	852	390	411	14
	2,953	1,274	1,413	68
CHESTERFIELD CHARTER TOWNSHIP				
01	1,008	488	431	30
02	1,078	514	463	30
03	1,403	650	622	42
04	314	146	135	9
05	857	400	370	20
06	968	437	428	36
07	1,072	509	488	20
08	975	453	417	36
09	1,109	581	417	37
10	831	273	486	24
11	874	423	339	28
12	534	274	176	26
13	1,064	510	452	24
14	604	288	273	10
15	517	369	98	14
16	530	275	194	20
17	214	99	90	3
18	1,190	726	342	37
19	350	135	179	11
20	706	330	325	16
AVCB01	1,312	696	513	35
AVCB02	2,195	1,047	1,017	30
AVCB03	1,905	858	888	48
	21,610	10,481	9,143	586
LENOX TOWNSHIP				
01	603	211	332	28
02	990	439	457	22
03	1,010	676	269	16
04	565	331	195	20
AVCB01	1,176	602	491	22

	4,344	2,259	1,744	108
MEMPHIS				
01	398	183	189	10
	398	183	189	10
NEW BALTIMORE				
01	751	379	327	11
02	592	283	256	17
03	1,266	637	554	22
04	980	459	432	27
05	994	450	462	15
AVCB01	1,530	746	701	24
	6,113	2,954	2,732	116
RICHMOND TOWNSHIP				
01	892	345	497	14
02	1,025	422	511	22
	1,917	767	1,008	36
RICHMOND CITY				
01	1,167	601	497	24
02	989	460	447	23
AVCB01	749	376	331	11
	2,905	1,437	1,275	58
TOTALS				
	40,240	19,355	17,504	982

■ Yellow in the TOTALS column means precinct hasn't reported

These same results may also be obtained via:

- > Election Telephone Hotline: 586.469.5209
- > 24-Hour Fax (Within MI): 1.888.99.CLERK (request document number 6700)
- > 24-Hour Fax (Outside of MI): 1.310.575.5035 (request document number 6700)



Election Results

State Representative - District 33 One 2-year term

official results, updated November 19, 3:06 PM

[Race List](#) | [Race Summary](#) | [Race Details](#) | [Race Details \(Printer Friendly\)](#)

	POLL BOOK TOTALS	Andrew Prasiloski (DEM)	Kim Meltzer (REP)
CLINTON TOWNSHIP			
01	647	261	327
23	978	349	531
25	808	401	354
27	612	213	354
29	964	290	604
32	507	177	286
35	908	333	480
36	1,007	475	438
37	1,018	431	473
38	702	191	467
39	588	209	331
41	829	346	406
42	1,139	590	423
43	270	70	174
44	973	361	519
46	579	272	260
AVCB01	4,394	1,682	2,449
AVCB07	1,316	449	777
AVCB08	1,649	664	906

■ Yellow in the TOTALS column means precinct hasn't reported

These same results may also be obtained via:

- > Election Telephone Hotline: 586.469.5209
- > 24-Hour Fax (Within MI): 1.888.99.CLERK (request document number 6700)
- > 24-Hour Fax (Outside of MI): 1.310.575.5035 (request document number 6700)



Election Results

State Representative - District 33 One 2-year term

official results, updated November 19, 3:06 PM

[Race List](#) | [Race Summary](#) | [Race Details](#) | [Race Details \(Printer Friendly\)](#)

	POLL BOOK TOTALS	Andrew Prasiloski (DEM)	Kim Meltzer (REP)
CLINTON TOWNSHIP			
01	647	261	327
23	978	349	531
25	808	401	354
27	612	213	354
29	964	290	604
32	507	177	286
35	908	333	480
36	1,007	475	438
37	1,018	431	473
38	702	191	467
39	588	209	331
41	829	346	406
42	1,139	590	423
43	270	70	174
44	973	361	519
46	579	272	260
AVCB01	4,394	1,682	2,449
AVCB07	1,316	449	777
AVCB08	1,649	664	906
	19,888	7,764	10,559
MACOMB TOWNSHIP			
01	839	258	479
02	897	342	452
03	925	316	533
04	1,104	433	582
05	828	285	442
06	792	294	396
07	864	319	464
08	877	354	425
09	835	311	432
10	843	427	326
11	1,154	397	616
12	786	297	392
13	987	343	537
14	1,066	361	589

15	858	293	483
16	1,302	396	758
17	1,107	397	580
18	772	403	309
19	634	340	221
20	1,038	333	581
21	952	348	491
22	864	282	483
23	656	211	391
24	625	200	370
25	775	276	410
26	600	215	324
27	602	217	342
28	602	207	334
29	911	360	461
30	959	331	548
31	351	110	205
32	954	336	503
33	643	256	328
34	861	320	463
35	620	255	308
AVCB01	4,539	1,569	2,636
AVCB02	5,249	2,057	2,805
	39,271	14,449	20,999
RAY TOWNSHIP			
01	643	161	412
02	860	229	525
AVCB01	635	162	428
	2,138	552	1,365
TOTALS			
	61,297	22,765	32,923

■ Yellow in the TOTALS column means precinct hasn't reported

These same results may also be obtained via:

- > Election Telephone Hotline: 586.469.5209
- > 24-Hour Fax (Within MI): 1.888.99.CLERK (request document number 6700)
- > 24-Hour Fax (Outside of MI): 1.310.575.5035 (request document number 6700)



Election Results

State Representative - District 36 One 2-year term

official results, updated November 19, 3:06 PM

[Race List](#) | [Race Summary](#) | [Race Details](#) | [Race Details \(Printer Friendly\)](#)

	POLL BOOK TOTALS	Pete Lund (REP)	Robert Murphy (DEM)
BRUCE TOWNSHIP			
01	738	323	325
02	1,208	722	326
03	754	348	309
04	796	465	226
AVCB01	1,525	855	472
	5,021	2,713	1,658
SHELBY TOWNSHIP			
01	1,318	779	381
02	1,095	572	383
03	669	331	254
04	874	468	271
05	1,187	571	482
06	1,013	332	577
07	877	498	291
08	540	267	211
09	869	313	453
10	772	394	270
11	990	409	457
12	676	375	219
13	519	261	201

■ Yellow in the TOTALS column means precinct hasn't reported

These same results may also be obtained via:

- > Election Telephone Hotline: 586.469.5209
- > 24-Hour Fax (Within MI): 1.888.99.CLERK (request document number 6700)
- > 24-Hour Fax (Outside of MI): 1.310.575.5035 (request document number 6700)



Election Results

State Representative - District 36 One 2-year term

official results, updated November 19, 3:06 PM

[Race List](#) | [Race Summary](#) | [Race Details](#) | [Race Details \(Printer Friendly\)](#)

	POLL BOOK TOTALS	Pete Lund (REP)	Robert Murphy (DEM)
BRUCE TOWNSHIP			
01	738	323	325
02	1,208	722	326
03	754	348	309
04	796	465	226
AVCB01	1,525	855	472
	5,021	2,713	1,658
SHELBY TOWNSHIP			
01	1,318	779	381
02	1,095	572	383
03	669	331	254
04	874	468	271
05	1,187	571	482
06	1,013	332	577
07	877	498	291
08	540	267	211
09	869	313	453
10	772	394	270
11	990	409	457
12	676	375	219
13	519	261	201
14	1,019	577	339
15	553	295	184
16	1,109	746	269
17	1,488	827	498
18	662	348	222
19	720	372	276
20	618	258	293
21	775	209	485
22	1,179	737	328
23	1,054	699	252
24	1,203	803	269
25	968	551	324
26	646	250	333
27	931	399	442
28	731	358	282

29	770	405	283
AVCB01	4,506	2,312	1,815
AVCB02	7,138	4,241	2,327
AVCB03	834	565	210
AVCB04	89	43	34
	38,392	20,565	13,915
WASHINGTON TOWNSHIP			
01	689	319	270
02	1,023	510	391
03	936	522	289
04	1,048	418	492
05	971	588	264
06	785	488	202
07	993	606	256
08	813	468	248
09	1,258	718	353
AVCB01	4,894	2,838	1,567
	13,410	7,475	4,332
TOTALS			
	56,823	30,753	19,905

■ Yellow in the TOTALS column means precinct hasn't reported

These same results may also be obtained via:

- > Election Telephone Hotline: 586.469.5209
- > 24-Hour Fax (Within MI): 1.888.99.CLERK (request document number 6700)
- > 24-Hour Fax (Outside of MI): 1.310.575.5035 (request document number 6700)



Election Results

State Representative - District 42 One 2-year term

official results, updated November 19, 3:06 PM

[Race List](#) | [Race Summary](#) | [Race Details](#) | [Race Details \(Printer Friendly\)](#)

	POLL BOOK TOTALS	Daniel J. Flamand (LIB)	Greg Fleming (REP)	Harold L. Haugh (DEM)
EASTPOINTE				
01	1,007	46	199	677
02	761	36	196	457
03	1,032	56	256	629
04	1,085	41	302	633
05	985	57	255	565
06	748	38	168	468
07	1,111	40	118	885
08	912	26	111	716
09	880	50	214	542
10	754	22	164	507
11	805	43	210	469
12	933	33	229	571
13	811	35	228	472
14	1,179	42	237	800
AVCB01	2,869	60	707	1,902
AVCB02	466	10	120	299
	16,338	635	3,714	10,592
FRASER				
03	1,149	42	355	595

■ Yellow in the TOTALS column means precinct hasn't reported

These same results may also be obtained via:

- > Election Telephone Hotline: 586.469.5209
- > 24-Hour Fax (Within MI): 1.888.99.CLERK (request document number 6700)
- > 24-Hour Fax (Outside of MI): 1.310.575.5035 (request document number 6700)



State Representative - District 42

One 2-year term

official results, updated November 19, 3:06 PM

[Race List](#) |
 [Race Summary](#) |
 [Race Details](#) |
 [Race Details \(Printer Friendly\)](#)

	POLL BOOK TOTALS	Daniel J. Flamand (LIB)	Greg Fleming (REP)	Harold L. Haugh (DEM)
EASTPOINTE				
01	1,007	46	199	677
02	761	36	196	457
03	1,032	56	256	629
04	1,085	41	302	633
05	985	57	255	565
06	748	38	168	468
07	1,111	40	118	885
08	912	26	111	716
09	880	50	214	542
10	754	22	164	507
11	805	43	210	469
12	933	33	229	571
13	811	35	228	472
14	1,179	42	237	800
AVCB01	2,869	60	707	1,902
AVCB02	466	10	120	299
	16,338	635	3,714	10,592
FRASER				
03	1,149	42	355	595
04	979	35	293	541
AVCB02	830	21	269	475
	2,958	98	917	1,611
ROSEVILLE				
01	576	23	154	355
02	677	37	167	413
03	1,017	31	215	700
04	606	17	166	373
05	1,147	46	251	770
06	900	45	197	597
07	604	23	140	395
08	998	41	258	619
09	756	31	192	482
10	561	32	135	326
11	553	35	149	317
12	713	33	168	462

13	574	22	149	356
14	859	34	194	555
15	1,194	38	218	849
16	1,307	62	274	864
17	808	28	186	517
18	831	27	169	574
19	574	30	165	326
20	675	32	161	439
21	1,078	36	209	749
AVCB01	3,291	89	757	2,270
AVCB02	1,781	35	392	1,280
	22,080	827	5,066	14,588
TOTALS				
	41,376	1,560	9,697	26,791

■ Yellow in the TOTALS column means precinct hasn't reported

These same results may also be obtained via:

- > Election Telephone Hotline: 586.469.5209
- > 24-Hour Fax (Within MI): 1.888.99.CLERK (request document number 6700)
- > 24-Hour Fax (Outside of MI): 1.310.575.5035 (request document number 6700)



Election Results

State Board of Education Two 8-year terms

official results, updated November 19, 3:06 PM

[Race List](#) | [Race Summary](#) | [Race Details](#) | [Race Details \(Printer Friendly\)](#)

POLL BOOK TOTALS	Bill Hall (LIB)	Dwain Reynolds III (GRN)	Gail M. Graeser (UST)	Jeff A. Steinport (LIB)	John Austin (DEM)	Karen Adams (UST)	Kathleen Straus (DEM)	Richard Zeile (REP)	Scott Jenkins (REP)	
ARMADA TOWNSHIP										
01	1,259	38	20	40	32	379	61	414	404	468
02	842	24	11	20	14	231	37	241	284	317
AVCB01	852	16	13	23	15	289	38	288	263	311
	2,953	78	44	83	61	899	136	943	951	1,096
BRUCE TOWNSHIP										
01	738	16	19	21	18	287	34	305	216	249
02	1,208	31	21	19	24	265	45	304	528	602
03	754	18	14	16	16	244	51	257	253	276
04	796	30	10	10	24	198	33	213	331	373
AVCB01	1,525	34	22	25	30	442	46	457	593	662
	5,021	129	86	91	112	1,436	209	1,536	1,921	2,162
CENTER LINE										
01	733	26	17	23	21	320	32	331	216	243
02	492	16	10	17	8	230	34	237	122	143
03	940	24	20	16	16	544	49	587	171	203
04	479	14	15	16	11	227	25	237	111	122
05	486	16	12	18	17	245	23	250	112	122
AVCB01	890	14	12	22	8	552	36	550	157	176
	4,020	110	84	112	81	2,118	199	2,192	989	1,099

■ Yellow in the TOTALS column means precinct hasn't reported

These same results may also be obtained via:

- > Election Telephone Hotline: 586.469.5209
- > 24-Hour Fax (Within MI): 1.888.99.CLERK (request document number 6700)
- > 24-Hour Fax (Outside of MI): 1.310.575.5035 (request document number 6700)



Election Results

State Board of Education Two 8-year terms

official results, updated November 19, 3:06 PM

[Race List](#) | [Race Summary](#) | [Race Details](#) | [Race Details \(Printer Friendly\)](#)

POLL BOOK TOTALS	Bill Hall (LIB)	Dwain Reynolds III (GRN)	Gail M. Graeser (UST)	Jeff A. Steinport (LIB)	John Austin (DEM)	Karen Adams (UST)	Kathleen Straus (DEM)	Richard Zeile (REP)	Scott Jenkins (REP)
ARMADA TOWNSHIP									
01	1,259	38	20	40	32	379	61	414	468
02	842	24	11	20	14	231	37	241	317
AVCB01	852	16	13	23	15	289	38	288	311
	2,953	78	44	83	61	899	136	943	1,096
BRUCE TOWNSHIP									
01	738	16	19	21	18	287	34	305	249
02	1,208	31	21	19	24	265	45	304	602
03	754	18	14	16	16	244	51	257	276
04	796	30	10	10	24	198	33	213	373
AVCB01	1,525	34	22	25	30	442	46	457	662
	5,021	129	86	91	112	1,436	209	1,536	2,162
CENTER LINE									
01	733	26	17	23	21	320	32	331	243
02	492	16	10	17	8	230	34	237	143
03	940	24	20	16	16	544	49	587	203
04	479	14	15	16	11	227	25	237	122
05	486	16	12	18	17	245	23	250	122
AVCB01	890	14	12	22	8	552	36	550	176
	4,020	110	86	112	81	2,118	199	2,192	1,009
CHESTERFIELD CHARTER TOWNSHIP									
01	1,008	36	13	21	24	424	57	445	337
02	1,078	28	14	22	26	417	41	433	370
03	1,403	40	30	29	32	535	52	549	495
04	314	12	3	9	5	99	21	97	122
05	857	36	20	21	27	297	39	297	290
06	968	23	14	19	21	347	40	349	355
07	1,072	24	13	23	15	407	45	440	394
08	975	39	23	25	22	360	50	368	317
09	1,109	24	20	29	20	428	46	455	393
10	831	28	11	25	17	262	45	270	351
11	874	30	11	28	18	345	40	356	242
12	534	19	9	11	17	220	14	227	161
13	1,064	25	8	13	18	407	38	403	385
14	604	15	5	10	10	225	21	241	238

	702	17	9	11	13	208	26	213	302	330
39	588	20	4	13	6	216	29	228	193	223
40	922	17	15	18	14	358	38	367	267	315
41	829	25	13	14	18	348	30	379	206	242
42	1,139	38	25	25	26	554	63	570	250	301
43	270	4	2	5	5	83	10	88	108	118
44	973	22	16	24	15	373	38	394	298	356
45	809	20	11	8	6	243	32	264	324	367
46	579	16	8	6	12	276	13	275	183	205
AVCB01	4,394	73	49	86	51	1,804	153	1,829	1,534	1,696
AVCB02	2,028	29	28	39	25	986	74	1,032	543	627
AVCB03	3,806	69	37	61	54	1,619	120	1,656	1,268	1,427
AVCB04	840	5	8	21	5	409	24	419	240	270
AVCB05	764	9	5	7	5	475	19	485	150	169
AVCB06	768	19	17	16	7	362	42	372	225	258
AVCB07	1,316	18	15	24	13	513	48	533	479	526
AVCB08	1,649	27	15	22	32	766	47	753	517	584
	50,079	1,194	781	925	847	22,876	1,881	23,446	13,921	15,914

EASTPOINTE

01	1,007	30	18	19	36	592	43	590	145	175
02	761	29	19	22	26	413	41	408	148	162
03	1,032	43	15	16	31	554	45	552	215	248
04	1,085	35	19	24	29	582	57	564	235	281
05	985	44	24	20	28	517	57	515	185	232
06	748	35	16	18	20	417	34	411	148	177
07	1,111	23	24	20	15	834	29	821	89	104
08	912	24	14	15	16	678	32	649	84	100
09	880	34	19	23	18	495	57	486	162	184
10	754	21	11	15	15	467	24	449	117	133
11	805	26	12	24	16	425	42	419	162	185
12	933	34	15	20	27	519	38	525	167	198
13	811	32	14	19	23	411	42	414	187	220
14	1,179	28	18	18	21	746	41	727	187	209
AVCB01	2,869	53	31	55	36	1,744	117	1,701	583	656
AVCB02	466	10	4	7	9	263	12	258	106	112
	16,338	501	273	335	366	9,657	711	9,489	2,920	3,376

FRASER

01	737	28	17	18	21	297	42	318	179	222
02	989	31	21	13	23	394	36	408	313	390
03	1,149	31	24	23	29	492	41	502	277	333
04	979	29	27	19	18	472	38	491	234	283
05	339	14	4	5	8	153	16	146	99	109
06	1,062	32	9	17	28	342	39	351	374	414
07	578	17	14	8	12	277	25	300	122	143
AVCB01	1,335	19	16	19	12	625	41	649	390	444
AVCB02	830	24	4	11	16	395	29	409	239	262
	7,998	225	136	133	167	3,447	307	3,574	2,227	2,600

HARRISON CHARTER TOWNSHIP

01	961	30	16	21	23	455	49	458	237	268
----	-----	----	----	----	----	-----	----	-----	-----	-----

02	670	12	14	7	13	310	28	301	189	221
03	784	27	15	20	20	283	27	297	216	269
04	1,269	36	17	28	25	478	56	476	391	466
05	908	27	15	21	21	246	41	256	337	396
06	1,232	44	21	25	35	444	49	467	357	414
07	999	42	18	25	28	323	41	355	323	388
08	265	8	3	6	3	157	19	168	40	51
09	554	16	15	7	5	147	22	153	224	248
10	672	24	22	15	17	237	25	229	199	243
11	799	27	23	24	16	399	32	413	159	210
12	373	15	8	6	9	186	19	174	71	88
AVCB01	4,196	88	49	96	65	1,475	146	1,516	1,456	1,654
	13,682	396	236	301	280	5,140	554	5,263	4,199	4,916

LAKE TOWNSHIP

01	40	1	1	0	0	8	2	12	21	22
	40	1	1	0	0	8	2	12	21	22

LENOX TOWNSHIP

01	603	23	7	16	17	187	33	193	199	239
02	990	19	16	23	10	371	43	382	318	366
03	1,010	30	25	22	12	574	36	592	186	225
04	565	16	7	8	17	296	30	289	133	162
AVCB01	1,176	26	10	27	17	532	48	547	306	359
	4,344	114	65	96	73	1,960	190	2,003	1,142	1,351

MACOMB TOWNSHIP

01	839	23	12	22	17	258	37	276	303	346
02	897	23	12	20	17	333	39	349	276	322
03	925	21	6	14	19	322	32	324	324	401
04	1,104	39	18	26	30	425	50	434	345	417
05	828	27	17	16	21	280	33	281	287	336
06	792	25	17	25	18	287	31	302	239	275
07	864	11	8	19	9	314	44	328	303	327
08	877	24	13	12	21	346	32	365	252	300
09	835	26	10	15	17	296	26	290	293	352
10	843	24	17	18	18	422	36	410	201	237
11	1,154	25	18	18	21	423	35	428	378	457
12	786	15	10	10	16	288	28	295	250	292
13	987	26	11	21	14	324	41	336	347	399
14	1,066	25	11	18	17	345	46	352	379	423
15	858	15	17	11	14	282	31	300	323	361
16	1,302	21	10	21	17	386	40	387	500	581
17	1,107	22	9	17	14	403	32	425	370	445
18	772	16	10	14	9	395	38	406	200	233
19	634	20	10	13	12	328	30	326	130	160
20	1,038	18	12	15	15	330	27	339	375	442
21	952	26	9	19	17	375	30	370	300	344
22	864	16	8	13	8	286	34	293	299	338
23	656	22	8	13	14	211	28	219	236	270
24	625	20	7	15	11	218	33	213	216	258

25	775	9	5	13	12	284	27	279	258	307
26	600	25	3	10	17	199	31	212	207	241
27	602	12	4	18	5	206	34	226	223	267
28	602	15	4	12	10	201	25	214	212	239
29	911	15	10	12	14	359	32	366	312	363
30	959	24	8	20	12	343	39	346	340	414
31	351	7	2	9	5	108	13	115	141	153
32	954	24	9	14	25	325	35	340	313	361
33	643	19	10	19	13	262	32	254	205	244
34	861	16	9	9	13	350	21	325	292	351
35	620	12	13	11	9	249	21	254	203	231
AVCB01	4,539	82	26	86	62	1,688	158	1,761	1,633	1,805
AVCB02	5,249	112	44	98	76	2,135	176	2,189	1,766	1,974
	39,271	902	427	736	659	14,586	1,477	14,929	13,231	15,266

MEMPHIS

01	398	13	9	14	8	126	33	139	142	169
	398	13	9	14	8	126	33	139	142	169

MT. CLEMENS

01	687	16	12	15	9	512	28	509	57	68
02	828	31	33	26	19	334	40	351	217	261
03	735	34	29	20	23	351	46	355	144	186
04	701	23	25	16	18	336	35	346	130	156
05	672	12	10	15	8	534	29	517	39	43
06	735	35	27	18	23	413	33	410	123	138
08	616	16	19	15	7	343	33	343	117	123
09	877	28	14	26	16	362	43	349	243	288
AVCB01	1,924	26	25	49	21	1,086	83	1,096	424	490
	7,775	221	194	200	144	4,271	370	4,276	1,494	1,753

NEW BALTIMORE

01	751	14	10	17	12	311	38	316	227	256
02	592	21	19	18	17	221	44	221	172	209
03	1,266	34	9	24	22	457	40	479	420	478
04	980	32	19	19	20	376	55	397	283	347
05	994	31	15	25	21	337	45	345	344	382
AVCB01	1,530	36	16	37	36	632	62	672	500	545
	6,113	168	88	140	128	2,334	284	2,430	1,946	2,217

RAY TOWNSHIP

01	643	24	7	18	15	161	42	152	245	280
02	860	29	13	24	20	232	37	234	293	355
AVCB01	635	10	4	13	10	178	22	194	255	292
	2,138	63	24	55	45	571	101	580	793	927

RICHMOND TOWNSHIP

01	892	26	9	32	18	250	44	239	354	420
02	1,025	33	17	33	31	268	46	282	380	441
	1,917	59	26	65	49	518	90	521	734	861

RICHMOND CITY

01	1,167	31	14	27	30	443	56	436	361	423
02	989	28	15	33	20	347	62	346	324	369
AVCB01	749	16	6	12	14	307	24	323	246	280

	1,179	32	14	19	26	316	41	330	532	595
23	1,054	30	17	20	20	261	37	258	493	520
24	1,203	29	11	30	20	270	45	285	547	611
25	968	30	20	14	19	281	36	290	425	471
26	646	27	9	14	15	276	27	291	182	207
27	931	16	10	14	11	394	35	417	314	339
28	731	26	9	12	17	250	26	267	264	292
29	770	21	8	12	14	255	32	249	297	339
AVCB01	4,506	81	53	87	64	1,734	150	1,800	1,604	1,828
AVCB02	7,138	143	66	134	120	2,296	233	2,432	2,930	3,268
AVCB03	834	15	9	19	12	212	34	236	389	423
AVCB04	89	2	1	1	2	34	2	32	35	35
	38,392	1,041	543	755	769	12,707	1,521	13,329	14,509	16,272

ST. CLAIR SHORES

01	1,160	29	28	15	22	404	49	412	430	486
02	1,030	43	14	17	31	451	36	452	275	313
03	981	30	23	27	30	380	47	397	293	322
04	798	34	28	13	21	349	33	345	212	247
05	1,294	49	38	24	35	540	49	546	352	411
06	1,164	34	34	17	25	650	36	637	229	275
07	849	29	33	16	21	400	37	417	200	240
08	1,107	34	22	22	26	426	45	439	317	362
09	574	22	16	12	22	251	34	249	146	180
10	1,282	45	26	25	35	520	55	534	323	394
11	567	24	13	9	15	224	22	224	173	188
12	1,248	46	26	25	30	483	51	489	367	438
13	1,317	37	23	28	22	432	57	454	462	525
14	621	27	12	10	22	238	35	246	180	195
15	1,317	49	26	30	26	552	52	553	340	400
16	1,157	43	22	26	34	454	54	468	326	393
17	1,294	46	20	31	27	533	57	512	367	428
18	1,021	46	26	17	36	412	50	426	251	297
19	898	33	25	22	25	333	37	338	250	286
20	586	27	16	12	17	241	25	241	159	199
21	957	33	21	21	19	400	56	419	244	288
22	892	35	17	15	23	377	40	384	245	301
23	1,111	22	24	24	23	473	60	486	313	359
24	1,114	37	23	19	20	501	59	521	280	327
AVCB01	3,204	61	56	64	37	1,358	108	1,400	1,072	1,195
AVCB02	2,324	44	22	63	36	991	106	1,019	744	781
AVCB03	1,618	32	10	40	25	650	65	666	567	605
AVCB04	4,240	85	40	73	59	1,910	151	1,962	1,300	1,443
	35,725	1,076	684	717	764	14,933	1,506	15,236	10,417	11,878

STERLING HEIGHTS

01	852	16	18	13	15	415	34	422	234	276
02	970	24	17	16	15	436	36	422	320	349
03	1,035	28	13	25	20	500	41	504	243	279
04	1,431	28	18	28	26	664	50	670	376	430
05	943	20	9	14	21	459	39	477	250	280

06	1,116	24	12	27	21	490	51	487	337	359
08	523	9	8	9	11	216	21	209	190	213
09	932	24	15	27	15	401	37	391	320	371
10	904	27	9	17	23	394	37	400	269	306
11	994	27	17	18	21	425	20	445	279	316
12	695	20	13	17	13	291	27	317	210	229
13	329	12	3	7	9	139	19	150	85	109
14	251	4	3	6	2	108	10	100	84	95
15	918	17	5	14	18	473	27	469	267	298
16	744	27	21	11	19	383	30	394	167	202
17	737	21	16	14	16	298	27	305	251	273
18	899	22	10	13	20	406	28	404	263	306
19	808	15	16	22	15	323	30	338	260	292
20	1,028	24	13	22	26	415	46	447	310	362
21	701	27	19	15	19	367	26	382	154	178
22	587	19	8	12	16	200	34	207	225	240
23	614	20	10	16	11	247	29	245	198	228
24	688	29	12	15	18	300	37	303	201	236
25	1,020	15	15	19	11	424	52	421	324	384
26	912	20	16	22	15	366	37	359	306	344
27	1,021	32	13	23	19	428	47	430	307	354
28	916	27	17	24	21	361	46	365	265	291
29	721	22	15	16	20	284	30	294	212	241
30	934	36	14	25	26	268	37	265	386	435
31	985	47	18	27	23	347	46	359	299	346
32	1,221	37	17	33	22	425	59	430	408	470
33	941	28	19	15	26	354	38	352	289	328
34	1,063	27	25	23	20	439	45	450	325	364
35	671	21	12	14	24	313	31	324	172	205
36	557	21	19	17	11	279	26	291	122	147
37	760	19	8	15	19	303	24	312	260	274
38	1,029	27	15	21	18	391	35	405	352	400
39	903	38	22	25	40	401	42	423	239	268
40	1,124	37	16	22	23	386	42	407	360	412
41	1,381	45	22	30	26	532	56	543	403	455
42	419	16	12	2	11	215	13	216	92	122
43	1,110	42	16	30	21	449	58	463	333	379
44	667	16	9	16	9	241	26	256	208	236
45	791	33	19	20	22	292	34	297	238	265
46	1,079	23	35	26	18	533	41	554	277	318
47	520	22	5	5	13	263	16	274	129	151
48	703	31	12	14	20	285	27	284	219	240
49	805	38	12	22	24	275	35	286	261	291
50	1,293	28	14	20	22	442	45	454	481	535
51	799	25	7	7	21	307	27	308	274	306
52	1,043	12	16	16	11	490	30	477	321	363
AVCB01	1,576	20	10	31	14	750	48	786	484	548
AVCB02	419	7	4	7	5	206	10	210	132	150

AVCB03	134	2	2	1	1	59	3	65	40	41
AVCB04	158	3	0	3	0	73	4	74	55	59
AVCB05	277	2	1	4	2	124	7	131	101	105
AVCB06	4,166	89	39	112	57	1,740	174	1,801	1,338	1,502
AVCB07	2,804	49	24	47	36	1,263	99	1,324	968	1,077
AVCB08	3,420	48	39	57	39	1,463	113	1,538	1,138	1,269
AVCB09	4,018	73	37	71	51	1,689	140	1,711	1,381	1,517
	61,059	1,562	881	1,260	1,151	25,810	2,379	26,427	18,992	21,419

UTICA

01	342	16	15	8	12	154	15	156	86	102
02	720	20	8	16	16	252	40	265	247	271
03	747	25	12	11	17	322	34	327	216	245
AVCB01	597	11	5	11	8	258	30	270	157	196
	2,406	72	40	46	53	986	119	1,018	706	814

WARREN

01	537	8	4	9	10	428	12	435	35	38
02	563	22	8	16	17	323	31	310	109	112
03	489	6	7	11	12	308	22	311	78	93
04	806	16	22	15	21	474	48	496	116	135
06	375	9	5	8	3	203	18	193	72	87
08	531	25	14	18	14	277	34	264	112	131
10	777	17	19	11	16	441	25	463	142	164
11	412	15	3	8	12	214	18	219	90	106
12	527	23	9	13	19	271	28	260	117	143
13	659	23	17	11	19	362	33	356	124	147
15	389	16	14	10	13	242	20	247	47	57
16	423	16	7	7	9	282	19	287	58	74
17	441	22	13	9	10	275	18	292	59	68
18	457	13	7	11	12	284	23	294	63	75
20	435	11	8	11	6	269	23	260	61	72
21	386	12	11	7	7	219	19	227	65	73
22	325	8	5	11	9	199	18	213	45	65
23	426	17	10	12	13	257	23	262	53	69
24	667	19	10	15	11	376	30	403	119	140
26	434	10	6	12	8	247	28	251	80	90
27	229	7	5	7	8	92	12	99	63	70
28	301	11	9	9	5	145	19	148	74	87
29	1,006	17	12	14	11	624	32	603	179	209
32	471	19	7	12	18	287	17	266	81	94
33	411	14	5	7	5	214	20	222	86	92
34	687	19	19	21	9	402	45	395	108	135
36	669	19	19	20	7	335	22	347	134	162
37	487	9	12	17	11	235	24	247	104	131
38	453	14	10	10	9	287	19	295	60	76
39	416	11	0	21	9	208	21	216	106	117
40	432	16	10	8	12	209	33	208	91	117
41	444	18	18	19	7	205	24	216	96	110
42	694	16	10	9	10	342	36	359	160	178
43	132	9	5	8	5	62	6	60	32	33

45	478	11	7	14	15	222	23	229	118	129
46	685	22	16	12	10	315	36	322	167	189
47	276	11	4	5	8	114	17	125	79	85
48	644	16	10	13	12	343	29	346	143	171
49	404	8	5	16	7	202	30	209	92	97
50	716	27	17	17	18	318	24	324	204	232
52	614	17	10	11	12	380	24	380	105	118
53	744	23	11	14	21	321	33	323	211	245
55	449	9	13	14	10	176	13	180	140	144
56	496	12	8	15	7	217	16	216	149	170
58	841	17	17	13	10	492	26	493	166	184
60	547	11	11	13	9	226	18	225	151	166
61	649	18	4	6	10	351	18	343	150	165
62	528	15	13	13	9	255	19	258	120	151
63	532	14	9	9	12	227	24	228	147	173
64	562	12	11	7	14	238	25	252	154	169
66	464	14	6	18	11	205	26	192	120	145
67	598	17	11	9	13	240	29	236	177	206
68	600	13	8	7	11	278	28	281	138	159
69	571	17	12	13	8	294	21	302	122	137
70	740	22	13	16	17	341	39	354	171	210
71	456	13	10	4	8	218	19	228	110	137
72	428	10	4	10	7	170	20	183	137	158
72A	551	9	7	7	10	426	12	430	43	41
73	561	22	14	10	15	238	24	244	163	185
74	897	42	16	22	31	380	37	387	226	265
76	718	19	12	13	14	358	26	366	153	186
78	504	20	8	12	17	206	20	211	130	166
80	559	19	14	6	13	224	29	220	171	203
81	412	5	3	6	8	267	15	275	58	65
82	633	12	14	11	9	285	28	294	195	204
84	831	19	10	10	23	436	30	436	192	224
85	627	21	16	6	15	236	19	241	183	225
86	933	26	21	19	21	397	26	402	273	312
88	412	4	10	9	7	212	14	210	105	120
90	593	15	11	17	13	271	34	285	133	167
92	354	5	2	6	4	145	14	147	106	124
93	793	17	13	13	15	432	30	445	148	203
94	717	10	17	14	13	299	32	322	199	223
96	456	15	5	9	11	184	20	176	139	162
97	529	14	11	11	15	200	18	198	165	170
98	362	16	10	5	11	138	7	145	109	132
99	320	6	7	4	4	140	13	147	85	96
99A	490	15	4	7	13	183	19	196	166	192
100	438	14	8	11	10	174	26	169	116	143
101	506	11	9	15	11	204	19	228	136	171
102	469	11	9	14	9	191	20	192	135	160
103	543	8	10	13	8	228	25	228	173	191

105	676	29	11	14	20	290	34	284	187	197
106	571	7	16	14	3	216	20	216	195	212
108	775	21	6	8	19	301	31	315	229	267
109	706	26	20	10	18	303	32	312	179	206
110	688	13	7	16	11	293	36	289	177	220
AVCB01	2,161	38	30	44	25	1,218	83	1,238	503	574
AVCB02	745	18	18	18	15	431	28	456	142	161
AVCB03	283	5	4	1	5	178	11	176	56	66
AVCB04	1,386	24	18	28	19	694	64	721	370	424
AVCB05	3,002	52	27	46	35	1,444	111	1,525	835	967
AVCB06	1,351	22	11	23	13	720	42	726	346	382
AVCB07	3,223	57	27	37	42	1,512	97	1,560	932	1,062
AVCB08	2,171	25	22	42	28	1,028	78	1,085	611	693
AVCB09	825	9	6	19	10	420	28	420	237	250
	62,684	1,577	1,054	1,266	1,209	31,243	2,629	31,870	14,991	17,301
WASHINGTON TOWNSHIP										
01	689	17	21	9	12	232	28	233	211	252
02	1,023	23	13	19	19	363	48	382	351	409
03	936	23	14	16	12	243	44	254	372	419
04	1,048	31	24	19	18	415	71	424	300	347
05	971	23	9	15	16	237	39	266	412	455
06	785	15	5	16	12	187	29	189	355	410
07	993	41	21	23	34	226	38	228	442	489
08	813	30	14	18	25	218	43	217	333	370
09	1,258	35	17	22	23	311	45	334	528	580
AVCB01	4,894	96	37	113	75	1,523	204	1,610	2,019	2,208
	13,410	334	175	270	246	3,955	589	4,137	5,323	5,939
TOTALS										
	422,358	11,236	6,563	8,677	8,239	180,984	17,398	185,442	123,308	141,043

■ Yellow in the TOTALS column means precinct hasn't reported

These same results may also be obtained via:

- > Election Telephone Hotline: 586.469.5209
- > 24-Hour Fax (Within MI): 1.888.99.CLERK (request document number 6700)
- > 24-Hour Fax (Outside of MI): 1.310.575.5035 (request document number 6700)



Election Results

University of Michigan Board of Regents Two 8-year terms

official results, updated November 19, 3:06 PM

[Race List](#) | [Race Summary](#) | [Race Details](#) | [Race Details \(Printer Friendly\)](#)

POLL BOOK TOTALS	Denise Ilitch (DEM)	Ellis Boal (GRN)	Eric L. Larson (LIB)	Joe Sanger (UST)	John G. LaFond (REP)	Kerry L. Morgan (LIB)	Laurence B. Deitch (DEM)	Richard Ryskamp (UST)	Susan Brown (REP)	
ARMADA TOWNSHIP										
01	1,259	417	24	41	43	380	43	326	38	479
02	842	252	12	20	19	264	15	193	20	321
AVCB01	852	315	14	18	25	263	18	248	18	302
	2,953	984	50	79	87	907	76	767	76	1,102
BRUCE TOWNSHIP										
01	738	307	20	18	17	206	21	244	15	242
02	1,208	329	19	25	21	498	32	225	16	577
03	754	282	15	24	21	231	23	221	13	272
04	796	223	7	18	17	335	16	164	16	378
AVCB01	1,525	507	25	33	36	558	37	398	34	626
	5,021	1,648	86	118	112	1,828	129	1,252	94	2,095
CENTER LINE										
01	733	368	24	18	24	201	16	287	15	241
02	492	258	13	13	19	113	13	216	15	139
03	940	586	20	22	23	156	26	528	20	210
04	479	251	18	13	18	104	14	211	12	122
05	486	277	14	16	12	106	18	222	11	131
AVCB01	890	577	9	14	22	165	15	514	14	177
	4,020	2,317	98	96	118	845	102	1,978	87	1,020

■ Yellow in the TOTALS column means precinct hasn't reported

These same results may also be obtained via:

- > Election Telephone Hotline: 586.469.5209
- > 24-Hour Fax (Within MI): 1.888.99.CLERK (request document number 6700)
- > 24-Hour Fax (Outside of MI): 1.310.575.5035 (request document number 6700)



Election Results

University of Michigan Board of Regents Two 8-year terms

official results, updated November 19, 3:06 PM

[Race List](#) | [Race Summary](#) | [Race Details](#) | [Race Details \(Printer Friendly\)](#)

POLL BOOK TOTALS	Denise Ilitch (DEM)	Ellis Boal (GRN)	Eric L. Larson (LIB)	Joe Sanger (UST)	John G. LaFond (REP)	Kerry L. Morgan (LIB)	Laurence B. Deitch (DEM)	Richard Ryskamp (UST)	Susan Brown (REP)	
ARMADA TOWNSHIP										
01	1,259	417	24	41	43	380	43	326	38	479
02	842	252	12	20	19	264	15	193	20	321
AVCB01	852	315	14	18	25	263	18	248	18	302
	2,953	984	50	79	87	907	76	767	76	1,102
BRUCE TOWNSHIP										
01	738	307	20	18	17	206	21	244	15	242
02	1,208	329	19	25	21	498	32	225	16	577
03	754	282	15	24	21	231	23	221	13	272
04	796	223	7	18	17	335	16	164	16	378
AVCB01	1,525	507	25	33	36	558	37	398	34	626
	5,021	1,648	86	118	112	1,828	129	1,252	94	2,095
CENTER LINE										
01	733	368	24	18	24	201	16	287	15	241
02	492	258	13	13	19	113	13	216	15	139
03	940	586	20	22	23	156	26	528	20	210
04	479	251	18	13	18	104	14	211	12	122
05	486	277	14	16	12	106	18	222	11	131
AVCB01	890	577	9	14	22	165	15	514	14	177
	4,020	2,317	98	96	118	845	102	1,978	87	1,020
CHESTERFIELD CHARTER TOWNSHIP										
01	1,008	462	17	38	15	280	29	373	17	343
02	1,078	448	17	30	25	295	38	372	28	343
03	1,403	585	20	46	22	402	49	454	25	499
04	314	115	4	13	10	85	11	88	4	117
05	857	320	17	30	28	220	33	244	27	259
06	968	411	10	26	23	263	22	291	14	336
07	1,072	474	15	23	27	324	23	368	18	364
08	975	406	21	32	21	255	32	307	19	308
09	1,109	507	24	29	17	305	29	355	16	387
10	831	318	15	23	20	264	26	225	24	327
11	874	380	13	29	26	184	26	293	15	243
12	534	244	7	20	13	119	17	186	11	159
13	1,064	429	9	24	18	314	24	348	14	361
14	604	256	9	13	9	194	13	208	9	226
15	517	358	15	12	8	59	20	318	10	80

16	530	259	8	18	13	129	17	205	11	171
17	214	73	5	8	8	63	9	59	6	74
18	1,190	636	15	31	17	243	31	552	22	327
19	350	145	9	10	8	119	11	109	3	140
20	706	279	8	24	24	219	24	206	17	275
AVCB01	1,312	654	19	16	40	370	20	538	41	454
AVCB02	2,195	1,040	22	33	47	668	32	812	52	769
AVCB03	1,905	838	24	46	37	579	47	656	40	683
	21,610	9,637	323	574	476	5,953	583	7,567	443	7,245

CLINTON TOWNSHIP

01	647	297	12	33	19	165	23	228	12	200
02	361	159	5	15	8	95	16	128	6	120
03	929	541	18	24	23	175	26	462	17	215
04	632	363	8	11	10	133	18	312	9	158
05	886	736	10	9	5	42	18	715	4	49
06	849	511	24	16	13	156	18	443	13	198
07	449	238	15	14	12	111	18	204	5	130
08	741	401	20	30	18	151	29	343	9	199
09	554	289	9	12	13	144	11	239	10	167
10	632	262	9	13	17	207	21	175	8	252
11	707	388	10	36	16	146	29	322	16	184
12	490	253	8	12	5	96	15	216	7	129
13	864	476	16	22	26	211	26	405	13	239
14	370	176	9	10	12	85	15	142	12	102
15	748	383	18	18	16	172	20	320	9	226
16	697	337	14	16	18	210	16	274	19	228
17	1,026	630	14	18	27	165	14	573	20	220
18	757	331	13	19	18	217	24	271	11	254
19	474	162	8	12	8	170	15	117	11	211
20	842	537	10	24	13	130	24	465	6	173
21	394	203	9	10	3	107	12	162	5	126
22	946	642	8	26	9	127	22	568	15	162
23	978	437	17	24	24	270	29	322	17	322
24	568	252	7	9	13	164	11	194	5	205
25	808	425	15	32	23	197	27	362	13	243
26	897	405	14	22	19	297	27	313	16	347
27	612	257	14	22	11	203	16	168	7	234
28	596	441	8	14	9	49	11	423	7	64
29	964	386	11	26	14	319	34	264	14	380
30	775	413	18	22	13	185	14	336	20	205
31	1,053	519	19	28	28	233	31	446	20	270
32	507	203	8	13	9	183	13	165	7	207
33	1,223	639	26	21	35	273	24	546	23	337
34	794	515	10	10	7	111	8	465	7	142
35	908	375	13	30	19	247	26	289	10	315
36	1,007	508	17	23	21	244	29	445	17	295
37	1,018	482	18	22	16	235	24	387	12	296
38	702	267	9	15	11	264	20	182	9	307

39	588	239	7	16	18	184	17	195	11	224
40	922	411	15	13	15	253	16	309	16	307
41	829	395	16	21	13	181	19	323	16	242
42	1,139	615	30	29	22	241	34	520	19	289
43	270	114	2	6	4	93	5	72	5	118
44	973	429	11	26	21	291	24	318	19	363
45	809	309	9	16	13	299	11	211	9	347
46	579	308	10	15	6	165	17	255	8	198
AVCB01	4,394	2,100	38	62	78	1,476	62	1,623	80	1,676
AVCB02	2,028	1,075	31	29	45	529	39	911	41	607
AVCB03	3,806	1,858	40	71	84	1,189	63	1,458	66	1,410
AVCB04	840	448	6	14	16	223	14	376	19	265
AVCB05	764	498	5	10	14	138	12	444	10	165
AVCB06	768	404	10	13	21	240	11	316	16	274
AVCB07	1,316	593	14	16	27	470	24	461	20	519
AVCB08	1,649	830	9	25	30	516	31	694	31	593
	50,079	25,465	744	1,115	1,008	13,177	1,173	20,877	827	15,708

EASTPOINTE

01	1,007	615	21	31	31	145	27	553	15	178
02	761	445	19	31	29	138	33	369	12	182
03	1,032	587	18	30	23	213	30	513	17	257
04	1,085	623	29	38	31	219	37	510	21	280
05	985	528	23	42	26	189	46	452	21	247
06	748	451	17	25	24	131	22	387	12	172
07	1,111	864	11	21	20	82	30	776	16	119
08	912	690	12	17	17	80	23	644	11	104
09	880	525	22	24	27	149	24	467	11	192
10	754	479	8	26	11	118	19	426	10	132
11	805	471	17	23	14	145	23	375	15	198
12	933	565	19	26	20	157	27	470	15	210
13	811	464	17	20	15	184	25	377	16	221
14	1,179	773	20	30	20	171	29	702	6	218
AVCB01	2,869	1,850	35	49	54	585	55	1,589	43	687
AVCB02	466	279	3	5	11	104	7	238	9	120
	16,338	10,209	291	438	373	2,810	457	8,848	250	3,517

FRASER

01	737	347	11	29	17	179	33	268	16	217
02	989	431	16	33	30	307	33	344	22	366
03	1,149	543	24	30	26	264	36	450	21	340
04	979	513	21	26	21	235	27	447	12	267
05	339	169	5	10	5	84	16	119	6	116
06	1,062	416	10	29	19	339	27	310	19	409
07	578	320	12	15	9	116	15	257	4	156
AVCB01	1,335	707	19	17	27	373	14	562	19	446
AVCB02	830	438	6	20	14	231	26	360	13	271
	7,998	3,884	124	209	168	2,128	227	3,117	132	2,588

HARRISON CHARTER TOWNSHIP

01	961	495	23	29	18	220	39	424	14	273
02	670	328	12	21	8	180	16	261	11	215

03	784	327	15	26	19	201	27	256	12	248
04	1,269	523	22	34	28	375	37	401	23	447
05	908	313	15	28	24	320	26	198	16	374
06	1,232	537	31	36	18	328	31	392	24	397
07	999	381	19	34	34	286	31	280	24	398
08	265	163	7	6	8	38	7	145	6	58
09	554	174	12	10	8	202	14	117	12	240
10	672	279	18	19	16	196	22	200	12	224
11	799	452	17	23	19	154	26	378	10	191
12	373	192	8	14	8	73	11	161	9	80
AVCB01	4,196	1,839	46	80	92	1,390	72	1,302	86	1,580
	13,682	6,003	245	360	300	3,963	359	4,515	259	4,725

LAKE TOWNSHIP

01	40	12	1	0	0	20	0	9	0	22
	40	12	1	0	0	20	0	9	0	22

LENOX TOWNSHIP

01	603	201	8	32	15	181	25	153	15	232
02	990	395	16	19	32	304	20	320	26	363
03	1,010	603	12	21	28	189	32	525	12	236
04	565	303	12	21	12	135	16	254	11	166
AVCB01	1,176	558	8	22	28	299	33	475	32	365
	4,344	2,060	56	115	115	1,108	126	1,727	96	1,362

MACOMB TOWNSHIP

01	839	302	15	26	20	281	20	219	20	320
02	897	391	11	18	24	252	16	300	14	315
03	925	368	7	28	18	326	23	267	16	376
04	1,104	487	16	38	27	321	35	381	27	392
05	828	315	13	24	19	285	21	244	13	331
06	792	330	14	22	19	227	24	254	12	288
07	864	340	11	15	18	279	20	256	18	337
08	877	398	14	21	11	236	23	313	11	305
09	835	327	14	23	18	288	21	256	10	323
10	843	436	13	21	15	183	30	390	20	231
11	1,154	504	12	25	22	355	23	355	19	454
12	786	339	8	13	10	235	14	265	8	278
13	987	378	15	22	29	318	22	280	19	383
14	1,066	402	20	26	22	332	30	281	20	421
15	858	322	16	20	13	302	21	244	13	352
16	1,302	453	16	33	16	455	27	327	20	539
17	1,107	455	9	18	20	337	18	370	18	404
18	772	440	13	15	16	190	15	365	13	229
19	634	350	14	17	12	125	16	307	13	157
20	1,038	385	9	18	20	353	19	280	18	397
21	952	422	9	23	14	290	21	313	11	330
22	864	344	9	15	16	262	15	260	8	320
23	656	255	7	21	14	222	20	181	13	275
24	625	240	6	11	20	209	16	188	14	249
25	775	311	10	15	12	237	16	247	11	290

26	600	243	6	21	10	194	21	183	8	222
27	602	244	9	16	13	211	13	188	15	254
28	602	236	12	19	20	177	16	186	9	227
29	911	412	12	13	20	266	17	309	19	333
30	959	401	7	24	22	319	21	289	13	397
31	351	130	2	7	12	128	9	94	7	153
32	954	362	13	27	16	301	31	289	10	349
33	643	289	15	16	12	191	18	232	13	232
34	861	376	10	17	14	272	11	284	17	337
35	620	284	13	16	9	190	16	226	12	205
AVCB01	4,539	1,913	32	82	96	1,538	82	1,511	105	1,800
AVCB02	5,249	2,386	45	99	114	1,693	104	1,920	114	1,905
	39,271	16,570	477	885	803	12,380	885	12,854	721	14,710

MEMPHIS

01	398	147	9	10	11	147	11	109	7	177
	398	147	9	10	11	147	11	109	7	177

MT. CLEMENS

01	687	536	17	9	14	51	16	487	12	74
02	828	386	23	25	22	204	24	310	17	255
03	735	364	38	36	18	138	33	301	25	201
04	701	352	21	33	17	109	32	296	14	150
05	672	531	16	11	12	40	11	517	10	52
06	735	432	32	30	10	124	28	383	14	152
08	616	359	10	11	12	92	16	317	18	136
09	877	396	16	33	23	233	21	292	26	291
AVCB01	1,924	1,155	21	29	49	402	42	1,023	56	476
	7,775	4,511	194	217	177	1,393	223	3,926	192	1,787

NEW BALTIMORE

01	751	318	12	17	19	219	12	250	14	271
02	592	245	16	20	15	166	32	187	21	213
03	1,266	517	13	34	21	384	36	396	28	488
04	980	422	20	32	26	267	27	333	21	342
05	994	389	23	25	24	312	25	282	23	386
AVCB01	1,530	710	21	33	40	469	40	555	36	560
	6,113	2,601	105	161	145	1,817	172	2,003	143	2,260

RAY TOWNSHIP

01	643	181	15	22	25	235	19	130	21	269
02	860	260	12	21	30	283	23	206	19	338
AVCB01	635	214	6	18	9	246	14	152	14	272
	2,138	655	33	61	64	764	56	488	54	879

RICHMOND TOWNSHIP

01	892	274	16	19	24	359	25	208	24	389
02	1,025	301	16	28	36	365	42	225	33	429
	1,917	575	32	47	60	724	67	433	57	818

RICHMOND CITY

01	1,167	474	17	35	21	349	36	371	30	423
02	989	365	17	26	30	308	30	306	27	374
AVCB01	749	342	7	16	12	239	13	280	16	282
	2,905	1,181	41	77	63	896	79	957	73	1,079

	1,054	316	21	25	22	462	28	229	21	507
24	1,203	341	15	29	28	516	31	236	25	591
25	968	350	11	27	14	412	22	271	12	450
26	646	320	12	26	18	167	17	249	17	207
27	931	435	13	20	15	306	22	360	11	335
28	731	309	8	14	19	248	20	218	9	289
29	770	285	8	20	14	279	16	224	14	334
AVCB01	4,506	1,986	53	80	79	1,571	83	1,574	86	1,773
AVCB02	7,138	2,762	75	152	142	2,860	129	2,080	141	3,167
AVCB03	834	281	11	15	15	377	18	183	25	418
AVCB04	89	34	2	2	1	32	1	28	2	38
	38,392	14,864	579	1,021	823	14,000	942	11,313	749	15,833

ST. CLAIR SHORES

01	1,160	510	41	33	23	403	36	343	21	447
02	1,030	508	15	38	19	248	40	400	17	313
03	981	457	23	29	19	253	26	351	20	313
04	798	400	29	25	16	195	24	312	17	243
05	1,294	616	41	43	25	332	55	484	19	371
06	1,164	694	34	34	17	223	41	586	12	255
07	849	458	28	30	13	196	30	357	12	235
08	1,107	510	27	32	23	278	33	369	19	350
09	574	289	10	15	22	145	14	226	13	174
10	1,282	600	28	49	30	313	47	458	21	376
11	567	275	12	14	17	148	13	207	10	182
12	1,248	562	31	48	31	363	34	415	28	414
13	1,317	536	29	35	34	443	38	373	18	518
14	621	275	12	25	18	159	28	204	15	190
15	1,317	627	33	37	22	323	38	486	25	386
16	1,157	536	20	39	29	305	38	404	22	382
17	1,294	615	23	52	23	342	33	451	23	393
18	1,021	468	21	42	19	247	44	370	22	301
19	898	383	17	24	24	242	29	291	15	268
20	586	277	17	23	12	148	27	209	8	188
21	957	453	17	29	32	222	27	359	22	296
22	892	428	19	31	23	240	26	326	16	291
23	1,111	542	28	24	35	292	23	421	22	346
24	1,114	557	26	30	21	270	27	435	24	338
AVCB01	3,204	1,597	59	57	61	1,056	40	1,258	51	1,154
AVCB02	2,324	1,146	27	41	47	719	42	925	40	789
AVCB03	1,618	778	15	30	44	529	24	586	41	600
AVCB04	4,240	2,230	47	71	85	1,260	63	1,757	54	1,404
	35,725	17,327	729	980	784	9,894	940	13,363	627	11,517

STERLING HEIGHTS

01	852	449	20	23	19	222	24	389	13	272
02	970	466	19	26	15	310	14	399	15	358
03	1,035	542	13	23	21	224	25	483	16	282
04	1,431	722	18	41	29	360	34	602	18	419
05	943	498	12	28	12	226	25	432	15	278
06	1,116	535	17	22	24	316	35	437	17	374

08	523	236	8	15	14	178	10	195	11	209
09	932	441	13	19	23	300	27	365	17	366
10	904	442	15	26	19	252	27	356	14	310
11	994	492	17	21	10	267	25	396	11	310
12	695	335	8	22	17	190	18	259	16	243
13	329	160	3	8	8	81	11	135	7	105
14	251	126	0	4	7	80	3	86	3	90
15	918	488	5	16	15	263	23	442	14	299
16	744	415	19	26	10	170	22	363	14	202
17	737	338	15	22	15	232	13	279	15	275
18	899	442	12	26	12	255	22	375	14	301
19	808	357	20	16	17	246	13	314	12	292
20	1,028	479	16	19	24	301	30	381	18	363
21	701	405	11	28	13	139	23	346	12	179
22	587	231	10	19	16	214	21	175	11	237
23	614	274	11	16	18	182	19	215	13	234
24	688	332	12	20	24	200	16	283	14	230
25	1,020	482	16	17	22	310	21	380	20	370
26	912	399	16	14	17	302	24	324	18	333
27	1,021	465	20	25	28	284	25	408	24	337
28	916	417	21	27	24	234	28	315	19	294
29	721	318	20	23	13	193	25	254	17	236
30	934	327	9	30	17	355	29	230	15	439
31	985	424	21	27	27	279	24	307	23	348
32	1,221	476	14	31	29	392	25	365	30	482
33	941	381	23	32	22	268	25	308	13	324
34	1,063	474	27	24	25	295	27	402	27	355
35	671	342	13	20	16	166	21	297	12	196
36	557	306	9	20	14	107	15	263	7	161
37	760	330	15	19	19	248	19	279	14	274
38	1,029	443	22	26	29	323	30	353	22	368
39	903	445	26	35	20	231	27	376	20	298
40	1,124	451	19	29	21	328	32	336	23	388
41	1,381	604	23	38	23	365	41	462	30	473
42	419	224	12	16	7	96	14	190	8	114
43	1,110	512	18	38	14	312	34	392	25	391
44	667	279	12	12	14	194	14	230	14	217
45	791	319	22	28	20	235	27	247	12	269
46	1,079	580	28	30	21	253	26	519	20	320
47	520	284	5	18	3	122	18	234	7	157
48	703	328	16	25	13	188	25	257	12	246
49	805	297	11	42	20	252	28	233	22	295
50	1,293	511	23	32	27	449	33	395	20	514
51	799	333	8	19	15	261	22	275	10	320
52	1,043	505	15	19	16	320	19	445	11	369
AVCB01	1,576	834	18	22	28	483	24	690	21	530
AVCB02	419	227	5	7	7	133	8	181	2	146
AVCB03	134	70	1	2	1	36	1	54	1	44

AVCB04	158	81	1	1	1	52	1	67	2	59
AVCB05	277	134	1	4	2	101	2	117	3	112
AVCB06	4,166	1,960	51	75	102	1,324	84	1,580	88	1,498
AVCB07	2,804	1,423	31	46	56	942	45	1,179	56	1,068
AVCB08	3,420	1,692	42	50	61	1,123	53	1,328	58	1,267
AVCB09	4,018	1,902	49	64	68	1,324	64	1,555	70	1,479
	61,059	28,784	977	1,473	1,244	18,088	1,460	23,534	1,106	21,319

UTICA

01	342	156	11	17	12	90	8	139	6	107
02	720	268	15	24	19	251	17	218	16	285
03	747	347	17	23	12	203	19	298	12	238
AVCB01	597	291	5	8	12	152	9	227	18	202
	2,406	1,062	48	72	55	696	53	882	52	832

WARREN

01	537	435	4	9	12	29	7	429	4	43
02	563	345	11	24	16	95	23	303	6	119
03	489	317	5	9	14	77	13	285	9	94
04	806	513	20	16	23	113	21	457	19	144
06	375	208	5	9	9	73	12	169	7	91
08	531	306	15	17	20	110	17	261	17	135
10	777	487	15	22	11	135	22	421	8	173
11	412	232	6	18	8	87	14	201	10	112
12	527	290	8	20	18	118	28	246	12	139
13	659	401	14	21	13	111	23	330	13	147
15	389	248	16	16	7	48	14	228	9	65
16	423	293	4	9	13	59	14	273	9	84
17	441	288	7	19	10	50	22	271	7	72
18	457	308	5	14	10	67	14	267	8	74
20	435	281	6	9	15	56	13	257	9	66
21	386	220	14	12	3	63	13	208	4	78
22	325	224	3	6	11	45	11	192	6	64
23	426	269	11	17	13	53	16	249	11	68
24	667	405	10	21	17	114	19	350	9	151
26	434	259	7	14	15	72	12	241	7	90
27	229	102	2	9	10	63	6	82	5	77
28	301	159	15	8	9	70	5	132	6	95
29	1,006	647	13	15	18	170	15	586	14	205
32	471	281	7	20	7	79	19	259	6	109
33	411	230	5	10	10	79	12	210	10	92
34	687	428	19	16	23	101	20	361	12	145
36	669	374	16	9	22	133	18	318	13	164
37	487	265	9	8	8	106	16	217	11	119
38	453	297	8	9	16	58	12	281	7	82
39	416	237	1	3	16	100	8	192	10	121
40	432	241	7	15	6	94	20	192	9	115
41	444	240	13	13	21	88	14	189	15	113
42	694	370	9	17	19	154	18	323	12	193
43	132	72	5	5	6	29	6	51	7	32
45	478	242	11	8	14	108	11	206	11	138

46	685	346	14	18	17	169	17	281	17	186
47	276	137	7	7	12	68	6	108	6	84
48	644	373	9	17	16	132	16	306	14	157
49	404	233	6	12	12	81	14	176	14	101
50	716	345	13	25	21	197	18	290	17	233
52	614	401	10	11	10	103	19	367	6	121
53	744	352	9	23	12	209	19	294	9	257
55	449	204	14	12	10	119	9	163	10	152
56	496	247	7	13	19	136	10	189	11	170
58	841	516	11	18	17	160	16	460	12	187
60	547	261	9	9	11	134	12	204	4	160
61	649	364	14	11	5	148	13	314	7	166
62	528	283	8	10	11	118	12	245	11	137
63	532	257	10	11	12	146	16	196	10	173
64	562	271	9	9	15	137	15	219	15	168
66	464	216	4	12	8	125	12	177	8	152
67	598	271	5	16	14	168	14	198	12	201
68	600	307	10	16	14	136	13	259	9	167
69	571	320	15	15	9	119	17	261	4	151
70	740	373	14	20	15	185	23	324	12	211
71	456	240	5	13	8	113	10	200	5	143
72	428	197	6	9	9	133	12	154	7	170
72A	551	431	10	8	9	40	12	411	6	52
73	561	258	21	14	12	163	16	216	14	187
74	897	438	21	26	19	220	39	346	13	263
76	718	396	15	22	21	139	22	323	22	169
78	504	243	9	17	7	134	13	194	8	150
80	559	250	10	21	11	170	21	188	12	208
81	412	280	7	8	6	61	8	259	5	67
82	633	328	8	16	13	169	11	260	10	205
84	831	458	8	24	17	184	25	393	15	217
85	627	260	9	21	9	185	18	210	11	209
86	933	447	19	27	20	256	20	360	13	306
88	412	221	9	7	6	100	17	194	8	124
90	593	301	8	16	15	135	21	255	15	164
92	354	164	2	6	11	97	5	135	9	109
93	793	455	11	20	13	153	21	417	6	196
94	717	347	15	18	14	180	15	285	10	222
96	456	198	5	10	13	131	9	170	5	157
97	529	231	10	13	10	147	15	184	7	163
98	362	153	6	14	13	107	11	117	6	127
99	320	152	3	7	8	85	4	137	5	86
99A	490	222	14	14	10	153	11	166	7	179
100	438	204	9	9	10	116	7	166	10	129
101	506	230	15	14	14	136	21	192	8	158
102	469	209	6	16	12	131	18	159	10	162
103	543	245	14	12	13	158	13	204	8	185
105	676	317	15	30	18	161	28	251	14	196

106	571	256	14	12	11	171	7	198	6	198
108	775	330	9	21	16	229	17	279	12	249
109	706	331	13	25	11	164	28	272	11	210
110	688	322	6	11	17	171	19	249	17	211
AVCB01	2,161	1,309	31	34	52	504	37	1,128	40	574
AVCB02	745	476	16	14	28	135	20	414	17	168
AVCB03	283	192	3	9	9	56	3	157	4	69
AVCB04	1,386	757	16	22	33	383	23	641	23	432
AVCB05	3,002	1,582	26	49	50	818	45	1,341	49	955
AVCB06	1,351	798	15	21	22	324	20	672	19	383
AVCB07	3,223	1,726	29	46	64	892	46	1,377	41	1,048
AVCB08	2,171	1,162	31	30	54	592	28	955	38	684
AVCB09	825	464	8	9	23	226	12	383	14	247
	62,684	34,171	1,031	1,487	1,454	14,419	1,567	28,880	1,100	17,274
WASHINGTON TOWNSHIP										
01	689	265	21	25	9	206	18	197	8	252
02	1,023	397	12	30	22	344	24	322	19	418
03	936	287	14	16	21	354	18	214	19	400
04	1,048	467	27	30	24	277	29	370	20	349
05	971	295	11	20	18	381	20	224	22	446
06	785	219	9	19	18	340	19	151	14	384
07	993	288	15	43	19	410	41	196	14	476
08	813	267	17	27	18	299	30	175	15	367
09	1,258	378	11	30	23	503	28	272	29	580
AVCB01	4,894	1,816	46	103	111	1,948	93	1,346	115	2,221
	13,410	4,679	183	343	283	5,062	320	3,467	275	5,893
TOTALS										
	422,358	202,016	6,858	10,581	9,239	117,383	10,716	163,671	7,862	139,257

■ Yellow in the TOTALS column means precinct hasn't reported

These same results may also be obtained via:

- > Election Telephone Hotline: 586.469.5209
- > 24-Hour Fax (Within MI): 1.888.99.CLERK (request document number 6700)
- > 24-Hour Fax (Outside of MI): 1.310.575.5035 (request document number 6700)



Election Results

Michigan State University Board of Trustees Two 8-year terms

official results, updated November 19, 3:06 PM

[Race List](#) | [Race Summary](#) | [Race Details](#) | [Race Details \(Printer Friendly\)](#)

POLL BOOK TOTALS	Crystal Van Sickle (UST)	David A. Brown (LIB)	Diann Woodard (DEM)	Dianne Byrum (DEM)	George Scott Romney (REP)	Joseph Rosenquist (LIB)	Lisa Bouchard (REP)	Robert Gale (UST)	Therese Marie Storm (GRN)	
ARMADA TOWNSHIP										
01	1,259	41	32	327	328	493	35	479	38	29
02	842	16	17	198	206	327	11	340	19	18
AVCB01	852	24	21	231	254	336	12	310	24	16
	2,953	81	70	756	788	1,156	58	1,129	81	63
BRUCE TOWNSHIP										
01	738	18	20	248	259	241	8	263	17	24
02	1,208	21	29	207	236	608	28	594	24	30
03	754	15	19	220	231	277	13	276	16	19
04	796	16	26	151	173	385	21	393	15	9
AVCB01	1,525	33	37	369	408	694	22	651	24	37
	5,021	103	131	1,195	1,307	2,205	92	2,177	96	119
CENTER LINE										
01	733	21	20	280	279	268	17	271	18	23
02	492	13	11	219	222	143	15	150	17	16
03	940	16	19	526	539	196	18	227	21	22
04	479	13	14	215	218	135	8	140	17	12
05	486	10	13	228	237	135	13	137	12	17
AVCB01	890	17	11	500	525	216	8	211	15	16
	4,020	90	88	1,968	2,020	1,093	70	1,124	100	104

■ Yellow in the TOTALS column means precinct hasn't reported

These same results may also be obtained via:

- > Election Telephone Hotline: 586.469.5209
- > 24-Hour Fax (Within MI): 1.888.99.CLERK (request document number 6700)
- > 24-Hour Fax (Outside of MI): 1.310.575.5035 (request document number 6700)



Election Results

Michigan State University Board of Trustees Two 8-year terms

official results, updated November 19, 3:06 PM

[Race List](#) | [Race Summary](#) | [Race Details](#) | [Race Details \(Printer Friendly\)](#)

POLL BOOK TOTALS	Crystal Van Sickle (UST)	David A. Brown (LIB)	Diann Woodard (DEM)	Dianne Byrum (DEM)	George Scott Romney (REP)	Joseph Rosenquist (LIB)	Lisa Bouchard (REP)	Robert Gale (UST)	Therese Marie Storm (GRN)	
ARMADA TOWNSHIP										
01	1,259	41	32	327	328	493	35	479	38	29
02	842	16	17	198	206	327	11	340	19	18
AVCB01	852	24	21	231	254	336	12	310	24	16
	2,953	81	70	756	788	1,156	58	1,129	81	63
BRUCE TOWNSHIP										
01	738	18	20	248	259	241	8	263	17	24
02	1,208	21	29	207	236	608	28	594	24	30
03	754	15	19	220	231	277	13	276	16	19
04	796	16	26	151	173	385	21	393	15	9
AVCB01	1,525	33	37	369	408	694	22	651	24	37
	5,021	103	131	1,195	1,307	2,205	92	2,177	96	119
CENTER LINE										
01	733	21	20	280	279	268	17	271	18	23
02	492	13	11	219	222	143	15	150	17	16
03	940	16	19	526	539	196	18	227	21	22
04	479	13	14	215	218	135	8	140	17	12
05	486	10	13	228	237	135	13	137	12	17
AVCB01	890	17	11	500	525	216	8	211	15	16
	4,020	90	88	1,968	2,020	1,093	79	1,136	100	106
CHESTERFIELD CHARTER TOWNSHIP										
01	1,008	28	27	367	359	357	29	356	22	19
02	1,078	25	27	365	364	370	30	375	21	27
03	1,403	29	42	444	455	506	35	502	35	33
04	314	8	9	81	80	121	7	129	8	4
05	857	25	27	236	249	284	26	276	22	23
06	968	25	21	279	296	352	25	362	21	15
07	1,072	29	21	362	376	405	17	380	23	18
08	975	22	34	300	302	343	26	327	25	21
09	1,109	26	24	366	376	387	24	411	20	31
10	831	19	22	214	206	368	19	359	23	19
11	874	22	26	293	293	249	19	257	22	24
12	534	13	21	188	182	164	15	174	14	10
13	1,064	25	21	329	344	386	19	379	20	18
14	604	6	9	206	202	248	7	241	8	14

	702	10	13	173	191	336	12	336	11	7
39	588	18	17	175	197	229	9	233	18	10
40	922	11	12	302	322	338	13	320	13	23
41	829	20	15	309	327	253	12	255	15	19
42	1,139	20	31	516	532	310	25	300	20	26
43	270	4	5	70	74	122	4	127	5	5
44	973	13	19	337	327	392	13	371	16	22
45	809	7	10	207	211	379	9	379	11	17
46	579	5	19	265	260	204	16	204	9	13
AVCB01	4,394	88	56	1,537	1,611	1,983	51	1,777	91	57
AVCB02	2,028	42	30	902	913	736	26	622	37	42
AVCB03	3,806	63	68	1,436	1,492	1,666	58	1,438	69	44
AVCB04	840	21	13	365	375	308	6	269	19	13
AVCB05	764	8	11	450	451	184	7	169	6	10
AVCB06	768	18	13	327	336	324	5	273	18	17
AVCB07	1,316	23	14	442	448	582	34	538	28	16
AVCB08	1,649	29	21	631	695	699	24	620	29	9
	50,079	921	1,040	20,573	21,163	17,435	868	16,492	991	925

EASTPOINTE

01	1,007	25	28	544	553	204	37	185	22	23
02	761	24	28	364	372	198	22	191	26	26
03	1,032	22	32	499	519	274	24	267	29	25
04	1,085	22	29	502	506	310	30	307	27	33
05	985	25	39	465	465	258	31	240	25	31
06	748	19	30	383	398	184	14	180	17	15
07	1,111	16	21	798	811	121	17	121	16	28
08	912	14	18	639	657	121	15	121	9	17
09	880	21	30	451	457	215	12	201	24	31
10	754	15	17	415	415	163	18	149	11	19
11	805	16	25	380	382	201	22	201	18	26
12	933	19	20	468	475	230	21	219	25	21
13	811	20	29	370	384	240	24	214	19	22
14	1,179	16	31	716	721	211	18	217	12	23
AVCB01	2,869	52	54	1,559	1,580	845	42	697	53	52
AVCB02	466	7	11	240	241	134	5	122	6	5
	16,338	333	442	8,793	8,936	3,909	352	3,632	339	397

FRASER

01	737	21	25	269	274	239	24	229	18	12
02	989	20	35	330	353	393	29	379	25	17
03	1,149	32	26	438	452	349	22	335	23	23
04	979	16	22	443	467	292	12	281	11	25
05	339	8	8	118	128	126	8	119	4	7
06	1,062	18	25	299	305	444	24	437	16	13
07	578	8	16	263	259	159	16	152	12	15
AVCB01	1,335	20	15	550	563	526	12	458	23	19
AVCB02	830	14	14	354	370	315	15	285	17	11
	7,998	157	186	3,064	3,171	2,843	162	2,675	149	142

HARRISON CHARTER TOWNSHIP

01	961	18	26	417	433	289	21	276	23	22
----	-----	----	----	-----	-----	-----	----	-----	----	----

02	670	8	18	267	274	233	11	223	6	15
03	784	23	27	245	265	286	14	266	19	15
04	1,269	26	29	394	412	466	32	465	32	22
05	908	22	24	204	206	397	20	402	26	18
06	1,232	29	33	398	397	428	32	424	29	28
07	999	27	28	256	274	420	28	404	30	26
08	265	7	3	144	146	64	3	59	4	8
09	554	9	15	111	113	259	11	254	11	17
10	672	14	20	196	208	243	18	251	13	24
11	799	16	22	372	389	212	20	202	17	15
12	373	9	10	163	161	94	8	93	11	10
AVCB01	4,196	79	72	1,289	1,319	1,880	66	1,693	86	59
	13,682	287	327	4,456	4,597	5,271	284	5,012	307	279

LAKE TOWNSHIP

01	40	0	0	9	9	23	0	23	0	1
	40	0	0	9	9	23	0	23	0	1

LENOX TOWNSHIP

01	603	21	25	156	156	241	20	221	18	12
02	990	22	17	322	322	362	16	372	29	23
03	1,010	16	23	517	523	257	24	238	30	22
04	565	17	15	243	254	173	14	177	16	11
AVCB01	1,176	33	18	461	474	405	23	352	40	25
	4,344	109	98	1,699	1,729	1,438	97	1,360	133	93

MACOMB TOWNSHIP

01	839	20	15	205	222	371	15	349	18	14
02	897	18	24	296	306	336	12	325	21	19
03	925	14	19	252	274	407	16	423	20	12
04	1,104	15	33	351	379	440	30	436	26	22
05	828	15	21	231	229	340	22	363	19	17
06	792	14	25	232	253	299	18	300	11	25
07	864	17	14	266	272	346	11	337	25	18
08	877	13	24	284	317	322	19	317	10	17
09	835	18	23	244	257	347	18	337	13	12
10	843	17	26	393	380	229	21	233	22	12
11	1,154	16	17	352	356	478	20	469	18	14
12	786	8	12	265	255	302	10	304	12	11
13	987	19	22	267	272	417	18	411	27	18
14	1,066	19	23	271	304	446	15	442	18	21
15	858	15	17	236	250	385	11	361	17	21
16	1,302	23	21	320	333	566	22	563	25	14
17	1,107	19	20	360	363	412	16	437	18	15
18	772	13	15	364	367	248	12	250	20	14
19	634	13	21	298	314	155	15	165	16	13
20	1,038	14	23	276	292	421	19	422	22	12
21	952	14	19	291	312	372	18	377	15	12
22	864	11	12	256	251	341	9	334	14	15
23	656	12	16	175	198	284	19	277	13	11
24	625	20	9	175	173	281	11	259	15	9

25	775	15	13	235	238	313	9	314	12	9
26	600	9	23	173	195	235	17	254	6	6
27	602	12	15	182	189	260	10	273	14	8
28	602	15	21	174	177	234	18	240	19	6
29	911	15	11	309	319	347	9	360	16	19
30	959	9	18	279	302	409	16	432	14	7
31	351	8	5	99	104	154	7	158	9	5
32	954	22	21	278	285	369	23	374	15	7
33	643	20	17	218	223	251	10	254	20	10
34	861	10	16	275	277	359	12	358	20	10
35	620	11	11	215	230	234	8	236	18	11
AVCB01	4,539	92	79	1,440	1,539	2,027	64	1,867	98	42
AVCB02	5,249	108	101	1,872	1,926	2,185	82	2,019	111	53
	39,271	723	822	12,409	12,933	15,922	682	15,630	807	561

MEMPHIS

01	398	10	10	115	119	179	6	174	12	10
	398	10	10	115	119	179	6	174	12	10

MT. CLEMENS

01	687	17	10	490	496	82	8	69	19	19
02	828	15	26	304	315	262	29	262	16	35
03	735	22	26	309	318	188	25	195	28	39
04	701	13	25	299	303	161	27	154	13	24
05	672	6	8	518	517	55	7	61	16	13
06	735	13	32	388	401	158	20	158	14	29
08	616	16	12	325	325	130	11	128	14	15
09	877	20	27	292	314	299	24	306	20	21
AVCB01	1,924	52	35	1,022	1,031	558	25	488	44	31
	7,775	174	201	3,947	4,020	1,893	176	1,821	184	226

NEW BALTIMORE

01	751	16	17	257	248	274	14	273	14	20
02	592	17	19	179	203	228	18	222	18	18
03	1,266	20	26	397	407	498	20	504	32	20
04	980	32	25	311	336	354	17	360	29	26
05	994	18	27	278	293	402	17	395	27	27
AVCB01	1,530	38	35	546	554	637	34	578	36	27
	6,113	141	149	1,968	2,041	2,393	120	2,332	156	138

RAY TOWNSHIP

01	643	18	23	130	136	285	12	280	26	11
02	860	23	21	197	200	359	13	352	22	21
AVCB01	635	13	13	149	163	305	7	287	12	5
	2,138	54	57	476	499	949	32	919	60	37

RICHMOND TOWNSHIP

01	892	22	16	208	217	421	18	404	24	12
02	1,025	40	34	230	241	437	28	424	32	20
	1,917	62	50	438	458	858	46	828	56	32

RICHMOND CITY

01	1,167	23	32	368	395	450	29	419	25	18
02	989	29	19	298	316	394	16	361	37	22
AVCB01	749	16	14	278	280	308	14	278	15	8

	1,179	20	34	266	273	614	26	615	19	11
23	1,054	18	21	206	204	558	19	541	24	22
24	1,203	26	33	212	220	635	27	614	26	20
25	968	18	22	244	263	490	22	486	18	9
26	646	21	22	253	259	217	13	211	24	17
27	931	16	15	358	361	370	12	366	16	16
28	731	15	20	222	225	306	11	304	15	13
29	770	14	19	212	218	350	14	346	13	14
AVCB01	4,506	82	74	1,511	1,562	2,062	67	1,849	86	75
AVCB02	7,138	108	149	1,961	2,072	3,620	112	3,359	142	81
AVCB03	834	18	19	185	192	474	11	433	18	12
AVCB04	89	3	2	29	32	35	2	34	2	2
	38,392	751	949	11,003	11,400	17,289	773	16,818	845	687

ST. CLAIR SHORES

01	1,160	21	23	344	367	538	18	499	26	31
02	1,030	17	32	395	402	329	29	323	23	26
03	981	25	23	332	352	356	19	348	17	32
04	798	12	27	296	314	265	22	263	18	28
05	1,294	20	37	467	491	440	34	420	33	51
06	1,164	17	38	577	592	298	26	298	24	31
07	849	14	26	354	358	271	21	258	16	29
08	1,107	18	28	372	366	387	24	371	25	31
09	574	13	17	219	227	194	10	185	21	19
10	1,282	29	47	437	456	416	40	415	34	32
11	567	13	17	202	217	195	14	189	14	15
12	1,248	25	44	408	443	450	38	440	37	32
13	1,317	24	20	371	381	568	26	549	37	29
14	621	16	22	204	208	218	17	207	15	15
15	1,317	26	33	476	515	416	34	399	25	37
16	1,157	25	32	392	387	417	34	419	29	30
17	1,294	22	44	435	453	465	26	472	26	29
18	1,021	19	37	356	386	330	24	326	22	20
19	898	17	27	289	290	319	19	294	24	22
20	586	13	24	188	208	216	17	210	17	25
21	957	28	23	353	371	302	22	301	28	27
22	892	20	24	324	341	316	23	309	23	16
23	1,111	31	25	398	415	414	18	381	36	28
24	1,114	22	26	426	450	385	18	360	26	27
AVCB01	3,204	54	48	1,184	1,254	1,414	37	1,238	60	75
AVCB02	2,324	51	39	914	915	928	34	829	54	30
AVCB03	1,618	36	28	559	600	717	29	612	44	21
AVCB04	4,240	73	68	1,708	1,758	1,700	51	1,476	89	63
	35,725	701	879	12,980	13,517	13,264	724	12,391	843	851

STERLING HEIGHTS

01	852	14	23	364	384	300	14	294	16	22
02	970	10	16	380	383	393	12	379	21	27
03	1,035	24	23	449	472	293	23	304	21	24
04	1,431	21	32	614	615	443	23	436	28	27
05	943	15	25	397	412	309	21	305	13	19

06	1,116	21	26	423	424	406	22	398	26	18
08	523	17	14	189	190	220	13	210	10	11
09	932	22	20	336	363	389	18	400	19	17
10	904	11	23	341	361	327	21	328	13	23
11	994	10	19	386	393	347	18	335	11	18
12	695	16	13	260	273	259	11	253	15	13
13	329	7	5	117	123	120	7	116	12	6
14	251	6	2	87	92	100	3	103	9	1
15	918	14	25	423	445	307	15	317	17	5
16	744	12	27	352	368	221	14	202	14	19
17	737	15	17	274	284	280	12	292	16	18
18	899	13	23	366	369	329	20	322	11	12
19	808	9	10	299	309	302	11	312	16	22
20	1,028	22	24	361	379	397	19	384	20	18
21	701	14	27	340	346	195	17	191	17	16
22	587	17	15	179	179	258	18	252	12	8
23	614	10	17	221	223	246	11	229	13	16
24	688	9	22	265	283	249	19	240	23	19
25	1,020	22	14	399	381	373	12	389	19	20
26	912	13	16	314	300	376	13	369	15	22
27	1,021	24	20	381	378	372	16	354	32	25
28	916	19	23	324	334	314	16	316	22	21
29	721	19	17	251	251	258	19	257	13	20
30	934	13	29	228	234	437	28	443	21	13
31	985	25	31	297	302	384	21	380	26	23
32	1,221	37	28	351	388	478	22	470	33	24
33	941	14	27	307	325	329	17	334	22	19
34	1,063	18	23	371	389	381	18	392	31	26
35	671	15	18	292	282	213	14	221	14	12
36	557	13	18	266	260	156	11	156	9	17
37	760	14	20	249	265	315	10	311	21	11
38	1,029	16	32	340	339	416	29	405	22	27
39	903	23	31	365	387	296	22	303	25	27
40	1,124	16	31	328	338	425	24	442	20	19
41	1,381	22	32	457	470	487	27	482	27	32
42	419	8	11	190	192	121	14	122	7	13
43	1,110	37	29	393	406	410	26	392	23	28
44	667	14	12	226	219	240	10	230	14	16
45	791	19	26	249	257	279	21	284	26	23
46	1,079	19	28	500	506	339	17	339	25	27
47	520	5	20	228	234	163	14	169	4	11
48	703	11	18	241	243	277	20	262	14	19
49	805	17	35	234	231	308	30	324	14	14
50	1,293	27	23	381	380	578	23	561	30	21
51	799	13	20	266	263	323	18	325	13	14
52	1,043	16	14	418	440	395	9	401	11	15
AVCB01	1,576	31	18	673	712	617	16	539	35	21
AVCB02	419	6	9	181	183	171	6	151	10	6

AVCB03	134	1	2	56	61	50	2	44	2	0
AVCB04	158	1	2	60	63	76	0	59	3	1
AVCB05	277	3	1	109	110	133	2	103	6	2
AVCB06	4,166	89	75	1,521	1,570	1,756	70	1,569	106	55
AVCB07	2,804	52	41	1,139	1,166	1,206	40	1,110	52	47
AVCB08	3,420	52	49	1,304	1,364	1,448	34	1,342	62	60
AVCB09	4,018	70	60	1,474	1,514	1,729	55	1,590	86	62
	61,059	1,143	1,351	22,786	23,407	23,319	1,108	22,542	1,288	1,192

UTICA

01	342	8	12	137	133	110	14	113	6	16
02	720	14	15	218	227	299	11	309	11	14
03	747	16	21	285	277	258	16	255	14	23
AVCB01	597	13	10	236	225	232	10	199	13	8
	2,406	51	58	876	862	899	51	876	44	61

WARREN

01	537	6	10	430	430	42	4	41	6	4
02	563	17	22	303	302	120	17	126	20	11
03	489	10	12	288	289	100	11	97	12	11
04	806	28	18	460	462	152	15	161	15	23
06	375	3	9	169	181	101	5	95	7	8
08	531	14	23	264	253	152	16	146	23	11
10	777	11	14	423	430	170	16	193	16	19
11	412	10	17	197	199	111	14	116	15	6
12	527	16	21	240	244	139	22	155	18	19
13	659	15	24	318	321	147	19	179	15	15
15	389	14	13	237	231	59	9	57	14	12
16	423	5	14	265	269	77	10	90	8	14
17	441	8	19	276	263	64	10	73	15	15
18	457	14	11	269	275	86	4	85	14	10
20	435	15	9	255	252	75	7	78	11	9
21	386	9	9	193	216	79	6	85	6	19
22	325	6	6	199	193	68	5	70	9	6
23	426	15	20	238	244	72	11	72	9	19
24	667	13	17	344	365	152	12	167	14	10
26	434	9	12	229	220	101	11	109	10	14
27	229	5	8	81	90	74	5	77	5	6
28	301	7	7	128	134	92	6	98	12	12
29	1,006	16	16	587	579	216	17	221	24	14
32	471	8	15	261	265	105	17	100	8	12
33	411	7	8	199	205	102	9	110	8	7
34	687	17	16	376	363	148	17	144	18	24
36	669	9	16	326	321	162	15	172	15	20
37	487	18	9	222	225	117	6	130	13	10
38	453	6	17	277	280	75	9	93	7	10
39	416	10	8	200	190	129	7	127	10	12
40	432	13	14	186	192	124	14	125	12	11
41	444	11	14	195	186	127	10	133	16	17
42	694	13	20	310	318	205	15	194	22	14
43	132	2	8	57	59	37	6	37	3	3

45	478	13	10	208	205	134	5	147	16	16
46	685	15	13	291	291	210	15	209	14	16
47	276	11	7	110	108	91	4	94	7	8
48	644	15	15	299	307	177	13	181	13	20
49	404	8	10	182	179	123	11	122	9	7
50	716	13	21	303	282	241	24	249	22	14
52	614	8	11	363	361	130	9	128	8	12
53	744	9	14	295	297	264	13	277	12	11
55	449	11	6	155	160	159	9	168	11	12
56	496	10	9	191	189	190	9	181	12	7
58	841	21	15	460	464	202	14	188	10	11
60	547	12	16	200	210	173	11	162	9	14
61	649	2	13	318	321	189	11	176	7	16
62	528	15	10	221	235	158	7	160	11	16
63	532	9	9	189	203	182	13	185	13	15
64	562	11	12	218	216	189	11	186	14	10
66	464	5	10	181	179	153	11	157	10	8
67	598	12	14	202	212	214	11	220	8	10
68	600	9	12	261	257	185	12	181	9	9
69	571	8	15	267	274	162	13	158	3	13
70	740	14	19	314	321	219	16	236	18	11
71	456	7	12	200	196	145	8	154	6	13
72	428	9	5	157	152	168	6	177	6	12
72A	551	8	9	416	416	51	7	54	8	13
73	561	18	14	219	225	192	12	201	15	21
74	897	14	33	342	343	294	21	297	21	19
76	718	15	20	328	326	198	17	193	16	20
78	504	7	12	195	183	173	13	172	10	6
80	559	11	17	188	192	214	15	210	15	22
81	412	9	8	262	258	72	4	77	4	3
82	633	9	16	264	258	216	10	222	21	13
84	831	9	26	400	398	227	19	238	15	13
85	627	12	19	204	213	215	25	223	9	15
86	933	12	24	358	367	320	19	339	15	20
88	412	7	8	190	192	129	7	131	5	15
90	593	15	11	247	250	181	17	182	18	9
92	354	8	8	128	132	123	5	125	7	5
93	793	11	10	411	417	204	14	202	11	15
94	717	12	13	274	289	232	20	229	16	17
96	456	7	11	164	169	164	12	160	7	8
97	529	10	13	172	185	178	10	198	6	10
98	362	9	12	116	126	140	8	138	8	8
99	320	4	5	133	135	101	6	104	4	6
99A	490	6	13	167	181	198	9	192	6	11
100	438	8	9	151	160	148	9	147	6	11
101	506	14	10	184	194	173	11	167	19	10
102	469	10	14	166	168	162	11	168	16	7
103	543	14	4	188	200	211	9	203	8	12

105	676	17	28	256	261	212	26	209	16	14
106	571	6	6	196	200	220	4	223	11	13
108	775	10	13	255	274	290	13	284	5	18
109	706	15	20	270	262	232	22	217	17	15
110	688	13	21	256	262	211	13	223	12	8
AVCB01	2,161	51	29	1,110	1,111	693	26	609	42	46
AVCB02	745	20	16	408	421	201	12	176	24	19
AVCB03	283	3	5	159	152	90	7	77	9	5
AVCB04	1,386	25	22	632	645	503	16	454	33	24
AVCB05	3,002	40	46	1,282	1,340	1,139	41	1,009	47	43
AVCB06	1,351	21	21	641	661	465	16	436	23	10
AVCB07	3,223	44	53	1,321	1,366	1,284	44	1,083	66	43
AVCB08	2,171	41	33	927	958	810	20	732	38	38
AVCB09	825	19	8	378	379	300	5	263	13	12
	62,684	1,211	1,414	28,545	28,934	19,004	1,208	18,619	1,320	1,325
WASHINGTON TOWNSHIP										
01	689	8	17	202	198	266	12	261	9	20
02	1,023	21	30	314	324	419	18	411	28	16
03	936	25	15	202	215	423	13	413	25	12
04	1,048	23	27	366	375	355	22	361	18	31
05	971	17	22	209	217	453	17	458	16	17
06	785	15	18	137	140	433	14	403	15	14
07	993	17	35	182	190	502	35	494	14	21
08	813	20	28	170	172	375	21	376	27	21
09	1,258	28	35	254	253	601	22	606	28	17
AVCB01	4,894	106	105	1,286	1,342	2,462	75	2,303	125	45
	13,410	280	332	3,322	3,426	6,289	249	6,086	305	214
TOTALS										
	422,358	8,465	9,844	160,492	164,839	152,601	8,206	146,962	9,246	8,463

■ Yellow in the TOTALS column means precinct hasn't reported

These same results may also be obtained via:

- > Election Telephone Hotline: 586.469.5209
- > 24-Hour Fax (Within MI): 1.888.99.CLERK (request document number 6700)
- > 24-Hour Fax (Outside of MI): 1.310.575.5035 (request document number 6700)



Election Results

Wayne State University Board of Governors Two 8-year terms

official results, updated November 19, 3:06 PM

[Race List](#) | [Race Summary](#) | [Race Details](#) | [Race Details \(Printer Friendly\)](#)

POLL BOOK TOTALS	Dan Keizer (LIB)	Danielle Karmanos (REP)	Gary S. Pollard (DEM)	Margaret Guttshall (GRN)	Nicole Michalak (LIB)	Paul Massaron (DEM)	Rick Butkowski (UST)	Terry Haines (UST)	Torion J. Bridges (REP)	
ARMADA TOWNSHIP										
01	1,259	30	508	315	34	44	302	52	55	385
02	842	14	334	189	15	19	191	23	22	278
AVCB01	852	16	344	251	21	22	227	24	20	248
	2,953	60	1,186	755	70	85	720	99	97	911
BRUCE TOWNSHIP										
01	738	16	256	247	22	19	245	19	21	202
02	1,208	24	596	226	26	29	236	31	28	494
03	754	14	282	231	22	25	215	23	24	222
04	796	22	388	174	7	20	158	29	20	306
AVCB01	1,525	34	683	397	36	42	386	32	35	538
	5,021	110	2,205	1,275	113	135	1,240	134	128	1,762
CENTER LINE										
01	733	16	294	289	26	30	268	26	21	202
02	492	12	152	224	16	18	212	24	21	112
03	940	19	217	542	21	32	529	23	19	170
04	479	12	162	209	17	17	198	20	14	94
05	486	9	140	228	23	18	228	17	13	110
AVCB01	890	11	226	509	19	19	520	33	15	145
	4,020	79	1,191	2,001	122	134	1,955	143	103	833

■ Yellow in the TOTALS column means precinct hasn't reported

These same results may also be obtained via:

- > Election Telephone Hotline: 586.469.5209
- > 24-Hour Fax (Within MI): 1.888.99.CLERK (request document number 6700)
- > 24-Hour Fax (Outside of MI): 1.310.575.5035 (request document number 6700)



Election Results

Wayne State University Board of Governors Two 8-year terms

official results, updated November 19, 3:06 PM

[Race List](#) | [Race Summary](#) | [Race Details](#) | [Race Details \(Printer Friendly\)](#)

POLL BOOK TOTALS	Dan Keizer (LIB)	Danielle Karmanos (REP)	Gary S. Pollard (DEM)	Margaret Guttshall (GRN)	Nicole Michalak (LIB)	Paul Massaron (DEM)	Rick Butkowski (UST)	Terry Haines (UST)	Torion J. Bridges (REP)	
ARMADA TOWNSHIP										
01	1,259	30	508	315	34	44	302	52	55	385
02	842	14	334	189	15	19	191	23	22	278
AVCB01	852	16	344	251	21	22	227	24	20	248
	2,953	60	1,186	755	70	85	720	99	97	911
BRUCE TOWNSHIP										
01	738	16	256	247	22	19	245	19	21	202
02	1,208	24	596	226	26	29	236	31	28	494
03	754	14	282	231	22	25	215	23	24	222
04	796	22	388	174	7	20	158	29	20	306
AVCB01	1,525	34	683	397	36	42	386	32	35	538
	5,021	110	2,205	1,275	113	135	1,240	134	128	1,762
CENTER LINE										
01	733	16	294	289	26	30	268	26	21	202
02	492	12	152	224	16	18	212	24	21	112
03	940	19	217	542	21	32	529	23	19	170
04	479	12	162	209	17	17	198	20	14	94
05	486	9	140	228	23	18	228	17	13	110
AVCB01	890	11	226	509	19	19	520	33	15	145
	4,020	79	1,191	2,001	122	134	1,955	143	103	833
CHESTERFIELD CHARTER TOWNSHIP										
01	1,008	23	392	379	22	38	347	20	24	280
02	1,078	17	401	393	23	31	348	25	23	297
03	1,403	39	567	471	28	51	433	28	28	398
04	314	8	134	85	7	15	78	6	6	89
05	857	27	295	254	23	37	235	27	30	206
06	968	22	389	310	16	34	277	31	18	263
07	1,072	14	451	387	19	25	337	21	26	297
08	975	26	373	308	20	37	284	22	30	251
09	1,109	22	419	392	23	44	353	28	29	309
10	831	17	379	225	27	32	211	22	19	272
11	874	22	268	297	18	26	288	25	23	197
12	534	16	184	183	10	18	188	13	11	129
13	1,064	16	433	353	13	26	335	22	15	307
14	604	11	269	209	12	12	200	10	5	200
15	517	13	101	319	12	15	313	15	17	68

16	530	13	193	216	9	17	193	19	8	122
17	214	4	84	60	5	11	57	3	7	63
18	1,190	27	359	556	27	37	528	18	21	260
19	350	10	162	107	9	18	101	9	8	116
20	706	19	313	226	15	23	189	20	20	213
AVCB01	1,312	15	529	542	34	27	514	51	48	367
AVCB02	2,195	28	895	840	22	56	795	56	60	617
AVCB03	1,905	40	775	692	40	50	633	51	43	557
	21,610	449	8,365	7,804	434	680	7,237	542	519	5,878

CLINTON TOWNSHIP

01	647	19	244	220	11	34	226	15	13	165
02	361	10	135	139	6	19	120	8	8	102
03	929	20	265	463	25	28	456	24	20	180
04	632	16	176	319	15	23	310	10	13	132
05	886	13	61	725	13	13	700	9	8	38
06	849	22	221	457	25	28	434	20	15	165
07	449	18	156	208	12	17	191	14	7	113
08	741	28	225	364	18	26	340	19	15	152
09	554	13	188	248	10	11	239	16	17	142
10	632	15	291	186	14	21	183	14	11	207
11	707	26	224	334	13	35	305	20	12	148
12	490	8	137	223	17	9	204	10	13	102
13	864	19	265	435	14	31	407	24	21	208
14	370	11	113	141	7	9	138	18	24	81
15	748	16	261	326	16	20	314	20	11	182
16	697	14	274	280	18	19	273	17	10	203
17	1,026	13	229	573	18	24	581	25	29	179
18	757	16	287	268	15	20	264	15	10	213
19	474	8	248	114	10	11	105	12	9	178
20	842	20	202	478	19	22	452	12	11	133
21	394	5	154	176	11	10	167	7	4	107
22	946	25	196	565	13	26	565	15	13	136
23	978	25	392	334	21	28	320	34	19	273
24	568	8	249	189	18	18	187	12	12	167
25	808	22	279	365	27	33	346	24	17	201
26	897	19	409	320	20	39	308	15	15	305
27	612	15	285	197	12	21	171	13	9	206
28	596	16	77	429	6	14	418	6	5	51
29	964	26	451	276	17	31	245	23	21	323
30	775	20	270	336	22	18	337	14	14	183
31	1,053	17	327	458	24	32	430	24	28	227
32	507	10	238	164	10	15	160	12	12	182
33	1,223	14	379	566	32	31	534	34	31	277
34	794	9	174	477	19	12	448	7	6	117
35	908	27	368	302	17	26	292	18	10	252
36	1,007	23	312	456	20	30	450	23	20	242
37	1,018	19	332	385	18	28	374	23	21	243
38	702	6	363	190	11	19	190	13	10	283

39	588	12	256	199	9	17	172	22	11	180
40	922	14	377	299	19	34	302	23	13	249
41	829	17	271	322	19	33	309	18	18	188
42	1,139	25	365	511	31	37	494	33	19	231
43	270	5	140	73	4	7	74	6	5	94
44	973	19	390	336	21	34	322	23	16	285
45	809	9	401	227	16	19	198	12	12	311
46	579	14	222	259	12	20	246	9	8	169
AVCB01	4,394	53	1,977	1,653	59	111	1,611	138	74	1,391
AVCB02	2,028	36	707	943	46	53	922	59	44	494
AVCB03	3,806	62	1,644	1,464	45	88	1,473	107	70	1,163
AVCB04	840	7	308	383	13	21	361	23	16	223
AVCB05	764	3	197	449	16	8	456	14	14	136
AVCB06	768	9	312	346	24	21	328	29	21	221
AVCB07	1,316	17	603	469	25	41	465	32	22	451
AVCB08	1,649	23	699	680	22	40	686	44	23	472
	50,079	956	18,326	21,299	995	1,435	20,603	1,231	930	13,056

EASTPOINTE

01	1,007	25	223	564	31	33	515	33	23	142
02	761	22	228	368	28	42	351	23	27	140
03	1,032	31	295	506	26	38	487	40	17	205
04	1,085	26	328	514	35	39	498	27	26	240
05	985	32	281	464	30	50	445	36	29	177
06	748	20	195	386	25	26	367	25	25	134
07	1,111	19	138	805	16	29	788	17	22	90
08	912	16	144	642	19	22	633	13	20	75
09	880	18	234	467	30	29	444	20	20	152
10	754	19	182	424	16	17	389	15	10	113
11	805	22	228	389	29	28	363	22	23	147
12	933	29	255	484	22	30	454	31	18	148
13	811	26	260	379	24	32	360	22	17	185
14	1,179	25	273	705	18	34	700	16	15	165
AVCB01	2,869	43	863	1,586	66	78	1,564	76	52	528
AVCB02	466	4	145	242	7	9	238	8	8	100
	16,338	377	4,272	8,925	422	536	8,596	424	352	2,741

FRASER

01	737	30	252	285	19	34	249	30	17	180
02	989	29	396	360	25	48	330	18	24	303
03	1,149	33	391	436	32	38	429	31	21	266
04	979	17	314	449	29	33	424	17	18	243
05	339	5	131	129	8	13	120	8	5	97
06	1,062	24	480	305	13	25	306	21	17	362
07	578	12	173	267	16	27	247	11	9	123
AVCB01	1,335	16	531	567	20	21	568	39	22	364
AVCB02	830	17	335	363	12	23	347	19	14	224
	7,998	183	3,003	3,161	174	262	3,020	194	147	2,162

HARRISON CHARTER TOWNSHIP

01	961	27	312	424	22	38	416	20	17	217
02	670	13	253	274	21	15	257	10	14	187

03	784	21	294	269	16	25	252	19	19	208
04	1,269	28	505	404	17	53	394	35	36	370
05	908	20	429	209	20	30	194	27	27	316
06	1,232	35	489	399	25	42	383	27	22	345
07	999	35	412	299	29	43	275	27	25	314
08	265	0	66	156	13	13	135	6	5	42
09	554	17	263	121	21	16	110	10	10	212
10	672	16	260	212	31	20	187	21	16	185
11	799	22	244	369	23	32	360	18	20	156
12	373	11	108	161	12	8	155	13	11	76
AVCB01	4,196	71	1,866	1,323	74	118	1,293	141	93	1,316
	13,682	316	5,501	4,620	324	453	4,411	374	315	3,944

LAKE TOWNSHIP

01	40	0	25	6	4	0	7	0	0	21
	40	0	25	6	4	0	7	0	0	21

LENOX TOWNSHIP

01	603	27	229	150	14	30	140	21	22	183
02	990	22	395	327	19	26	302	36	24	301
03	1,010	21	272	533	24	29	499	24	28	179
04	565	15	194	249	17	20	230	18	21	138
AVCB01	1,176	21	407	477	22	36	453	32	42	295
	4,344	106	1,497	1,736	96	141	1,624	131	137	1,096

MACOMB TOWNSHIP

01	839	20	361	229	19	27	221	21	16	272
02	897	14	346	306	15	25	289	21	15	254
03	925	19	417	281	11	24	250	27	18	335
04	1,104	32	462	376	23	41	354	32	21	328
05	828	29	357	233	17	34	234	26	18	276
06	792	18	325	237	25	31	237	27	19	234
07	864	14	369	270	17	28	256	21	18	285
08	877	25	340	313	13	33	287	18	14	224
09	835	18	358	262	14	28	244	24	17	293
10	843	22	249	386	25	40	383	20	18	174
11	1,154	18	536	376	13	33	348	21	13	353
12	786	14	316	281	10	14	253	12	8	248
13	987	22	424	278	15	30	266	36	29	319
14	1,066	22	472	273	18	33	274	36	21	349
15	858	16	388	260	20	16	242	25	11	301
16	1,302	22	591	322	17	37	317	37	16	468
17	1,107	14	454	364	16	31	340	31	20	348
18	772	12	275	366	17	26	363	20	15	184
19	634	18	171	299	20	21	294	15	8	133
20	1,038	20	454	291	16	24	279	18	14	335
21	952	18	412	305	14	25	309	8	11	294
22	864	13	340	257	15	18	247	12	10	278
23	656	13	294	187	17	22	182	14	11	237
24	625	14	266	176	13	17	180	20	15	201
25	775	10	314	224	12	17	245	16	14	253

26	600	16	236	189	6	21	176	12	15	200
27	602	15	275	177	9	28	190	15	14	198
28	602	15	252	193	10	18	174	22	15	179
29	911	9	385	309	17	26	308	20	11	264
30	959	15	438	299	11	29	291	19	17	322
31	351	8	168	98	3	10	98	8	10	124
32	954	24	396	289	13	29	260	18	9	303
33	643	17	257	226	19	22	217	20	14	200
34	861	14	378	276	7	19	276	16	19	287
35	620	9	252	235	10	11	223	10	12	183
AVCB01	4,539	70	2,041	1,529	55	109	1,499	138	86	1,466
AVCB02	5,249	81	2,209	1,958	66	129	1,916	155	109	1,599
	39,271	750	16,578	12,930	638	1,126	12,522	1,011	721	12,301

MEMPHIS

01	398	9	180	110	15	13	104	16	11	152
	398	9	180	110	15	13	104	16	11	152

MT. CLEMENS

01	687	10	85	496	18	13	490	8	22	53
02	828	21	289	305	37	36	303	14	16	212
03	735	23	206	306	43	30	311	22	23	151
04	701	22	175	311	22	33	299	14	12	119
05	672	13	50	512	17	14	501	17	12	40
06	735	26	167	383	31	33	384	14	20	114
08	616	9	157	326	13	20	314	14	15	97
09	877	19	324	314	21	26	295	30	23	239
AVCB01	1,924	28	555	1,034	44	45	1,014	62	49	390
	7,775	171	2,008	3,987	246	250	3,911	195	192	1,415

NEW BALTIMORE

01	751	9	293	262	15	31	237	23	17	208
02	592	20	246	200	17	32	181	21	17	169
03	1,266	19	553	402	17	29	370	29	22	406
04	980	19	401	329	24	36	309	27	27	272
05	994	21	448	291	26	29	269	27	28	321
AVCB01	1,530	31	635	592	32	57	549	50	30	442
	6,113	119	2,576	2,076	131	214	1,915	177	141	1,818

RAY TOWNSHIP

01	643	17	285	154	10	25	125	23	18	233
02	860	15	347	209	23	25	195	27	18	297
AVCB01	635	11	297	164	11	10	141	18	13	238
	2,138	43	929	527	44	60	461	68	49	768

RICHMOND TOWNSHIP

01	892	14	415	217	15	22	199	32	29	354
02	1,025	34	438	242	27	40	225	37	40	356
	1,917	48	853	459	42	62	424	69	69	710

RICHMOND CITY

01	1,167	31	445	375	24	45	361	28	31	349
02	989	19	383	305	23	29	303	31	28	305
AVCB01	749	16	304	296	9	22	275	20	12	230
	2,905	66	1,132	976	56	96	939	79	71	884

	1,054	25	554	222	18	34	219	25	24	454
24	1,203	29	625	231	25	31	220	30	27	516
25	968	26	506	251	21	34	246	23	14	414
26	646	20	228	260	14	27	246	24	16	162
27	931	13	388	370	12	25	352	24	17	304
28	731	19	330	228	19	24	217	28	17	240
29	770	11	369	230	19	27	209	15	17	286
AVCB01	4,506	76	2,038	1,592	68	97	1,584	126	96	1,483
AVCB02	7,138	112	3,569	2,103	91	177	2,088	215	150	2,722
AVCB03	834	17	472	193	19	19	190	33	16	351
AVCB04	89	1	40	29	3	2	31	2	1	32
	38,392	865	17,591	11,564	755	1,163	11,182	1,086	827	13,640

ST. CLAIR SHORES

01	1,160	28	565	359	32	33	374	25	21	392
02	1,030	29	393	384	29	49	395	32	18	238
03	981	23	410	331	27	39	328	36	16	267
04	798	21	286	318	36	35	302	20	16	203
05	1,294	39	485	473	49	55	462	33	26	344
06	1,164	39	353	584	37	37	575	14	17	212
07	849	22	300	361	26	31	368	20	12	188
08	1,107	22	439	371	31	33	356	39	19	294
09	574	17	197	228	21	18	222	24	20	131
10	1,282	33	484	457	40	57	441	38	24	304
11	567	16	225	209	12	22	192	14	7	158
12	1,248	43	508	415	40	54	424	39	26	346
13	1,317	22	614	391	42	33	362	43	28	432
14	621	25	231	212	14	29	195	20	24	159
15	1,317	32	482	495	40	52	481	35	26	307
16	1,157	32	472	406	40	51	388	32	26	317
17	1,294	36	517	461	30	43	428	31	25	351
18	1,021	27	369	371	35	35	356	34	23	254
19	898	32	327	307	24	37	278	27	15	232
20	586	22	260	198	22	30	191	14	8	146
21	957	24	343	382	21	35	351	35	25	227
22	892	23	347	334	19	33	323	23	24	238
23	1,111	23	434	424	35	38	409	30	28	297
24	1,114	24	404	457	27	38	424	31	35	266
AVCB01	3,204	51	1,397	1,218	76	72	1,273	106	50	1,027
AVCB02	2,324	37	950	911	51	52	921	84	48	672
AVCB03	1,618	27	714	598	18	42	605	62	40	513
AVCB04	4,240	64	1,721	1,767	79	95	1,758	110	64	1,192
	35,725	833	14,227	13,422	953	1,178	13,182	1,051	711	9,707

STERLING HEIGHTS

01	852	20	296	396	24	27	386	17	9	231
02	970	24	396	391	16	24	382	26	15	315
03	1,035	22	327	478	15	31	438	31	24	231
04	1,431	24	480	640	26	39	596	29	15	352
05	943	25	325	417	13	36	422	21	11	224
06	1,116	16	424	427	24	29	426	38	24	314

08	523	10	224	201	11	17	185	15	8	184
09	932	20	398	359	18	23	368	26	21	313
10	904	22	353	362	15	32	327	29	13	257
11	994	25	364	400	20	24	390	11	12	260
12	695	14	263	281	14	13	260	27	13	197
13	329	4	117	131	6	9	129	14	10	84
14	251	5	117	95	6	8	87	8	4	75
15	918	16	336	436	10	29	423	21	8	258
16	744	18	222	372	21	28	365	27	16	153
17	737	14	294	279	17	28	272	24	14	231
18	899	12	343	375	13	29	360	19	14	261
19	808	9	325	301	18	20	295	19	10	253
20	1,028	23	398	388	19	35	376	33	30	291
21	701	20	213	347	18	39	331	19	12	142
22	587	15	267	181	14	24	166	15	10	214
23	614	13	258	225	16	19	212	13	9	190
24	688	15	257	281	19	24	267	17	14	200
25	1,020	7	392	398	21	26	388	23	24	308
26	912	15	382	326	21	29	309	31	19	301
27	1,021	22	382	398	16	30	373	33	25	299
28	916	19	357	337	20	28	307	25	30	246
29	721	17	265	265	16	33	246	28	15	191
30	934	25	460	233	15	34	226	22	17	363
31	985	27	370	328	23	43	301	29	24	277
32	1,221	29	516	357	26	34	345	47	28	399
33	941	25	360	314	22	29	287	26	15	269
34	1,063	29	390	410	26	29	383	30	24	298
35	671	19	221	293	13	25	273	17	15	167
36	557	18	150	268	15	24	251	18	10	123
37	760	14	318	258	17	23	265	25	20	248
38	1,029	23	425	344	30	40	343	34	16	338
39	903	19	304	387	37	45	361	30	29	243
40	1,124	21	460	343	18	35	332	25	24	351
41	1,381	28	529	475	27	41	455	39	29	384
42	419	11	132	196	9	15	193	5	8	98
43	1,110	21	398	424	26	41	389	29	27	306
44	667	14	233	234	12	20	225	20	12	187
45	791	25	303	277	21	35	236	18	12	224
46	1,079	27	357	506	35	36	479	34	22	275
47	520	15	177	246	13	23	231	8	8	116
48	703	18	276	258	15	32	249	25	14	204
49	805	30	327	240	18	28	233	27	23	246
50	1,293	20	596	397	19	35	393	38	14	454
51	799	19	336	281	8	21	265	20	12	260
52	1,043	12	403	441	21	16	443	15	10	323
AVCB01	1,576	15	635	724	24	37	667	57	25	439
AVCB02	419	7	182	191	9	14	178	14	6	117
AVCB03	134	0	51	56	0	3	58	4	0	38

AVCB04	158	2	66	66	2	3	65	5	0	49
AVCB05	277	3	128	117	2	2	103	12	9	93
AVCB06	4,166	61	1,690	1,658	82	116	1,537	182	92	1,242
AVCB07	2,804	37	1,190	1,223	47	72	1,176	99	48	889
AVCB08	3,420	41	1,447	1,391	53	89	1,341	114	58	1,050
AVCB09	4,018	64	1,715	1,561	61	104	1,528	114	63	1,263
	61,059	1,185	23,920	23,984	1,213	1,877	22,897	1,821	1,143	17,908

UTICA

01	342	13	110	136	13	18	134	14	9	88
02	720	9	316	226	17	17	212	23	19	245
03	747	14	261	291	21	21	291	21	17	210
AVCB01	597	9	224	242	8	16	231	15	13	157
	2,406	45	911	895	59	72	868	73	58	700

WARREN

01	537	3	48	437	2	7	425	5	13	33
02	563	19	131	300	16	27	292	13	15	105
03	489	13	105	284	8	15	286	12	14	68
04	806	18	169	457	24	29	454	23	23	110
06	375	4	104	186	5	9	175	5	10	68
08	531	14	154	258	19	25	261	18	12	118
10	777	17	198	436	14	29	413	19	10	142
11	412	14	118	197	16	14	196	11	9	88
12	527	20	158	243	20	31	240	23	12	117
13	659	17	173	329	20	31	320	21	12	121
15	389	8	73	224	17	20	230	10	13	47
16	423	12	88	269	8	18	262	11	6	67
17	441	15	79	261	8	13	272	18	15	55
18	457	14	82	266	13	19	273	15	10	60
20	435	8	77	254	13	10	254	11	13	53
21	386	8	80	206	17	17	207	6	8	67
22	325	3	73	192	6	11	191	13	13	49
23	426	18	82	240	15	21	231	12	11	58
24	667	15	162	364	16	20	350	22	7	120
26	434	9	103	239	3	18	230	14	11	81
27	229	9	93	85	4	9	77	9	2	62
28	301	8	103	130	9	10	131	11	12	75
29	1,006	15	221	587	16	25	578	25	13	181
32	471	18	116	252	12	24	257	9	9	82
33	411	9	104	213	6	15	211	7	6	80
34	687	14	158	375	26	25	352	23	23	112
36	669	6	189	314	24	22	305	27	16	120
37	487	8	142	218	13	15	223	16	12	99
38	453	16	84	275	14	11	272	13	13	61
39	416	7	143	190	6	10	179	30	5	95
40	432	15	123	189	14	20	183	8	12	95
41	444	12	121	195	20	20	193	28	13	91
42	694	15	211	314	17	16	305	28	21	156
43	132	4	42	59	3	7	56	5	6	28
45	478	3	157	206	16	14	206	15	16	111

46	685	13	223	297	14	23	280	25	15	165
47	276	9	100	105	7	9	104	8	8	73
48	644	11	206	310	18	20	295	16	13	133
49	404	8	126	185	9	14	172	14	14	84
50	716	21	264	295	17	27	287	33	14	201
52	614	6	146	356	19	18	352	14	8	100
53	744	17	284	297	13	28	281	21	11	202
55	449	4	175	150	12	15	144	19	7	128
56	496	8	196	207	7	11	189	15	11	145
58	841	12	209	446	15	30	444	23	17	153
60	547	12	184	201	10	12	205	16	8	129
61	649	10	214	309	14	21	317	17	8	133
62	528	12	182	236	11	14	227	16	12	114
63	532	15	201	193	16	26	185	18	10	144
64	562	13	203	216	13	22	213	13	10	142
66	464	8	169	175	15	20	168	9	6	130
67	598	14	239	200	10	26	198	14	15	169
68	600	16	192	254	12	20	256	24	11	134
69	571	13	167	259	12	23	270	19	6	121
70	740	18	236	314	18	23	313	24	16	177
71	456	8	157	206	6	15	202	11	8	113
72	428	4	177	165	10	16	148	13	11	139
72A	551	8	60	415	9	12	412	7	8	39
73	561	12	208	218	23	18	215	19	17	159
74	897	31	290	363	25	40	346	19	18	221
76	718	17	217	332	16	25	312	20	15	146
78	504	12	188	193	7	16	185	18	10	126
80	559	14	218	203	20	22	183	16	12	174
81	412	5	88	259	5	13	254	7	8	56
82	633	12	222	264	16	23	258	22	11	175
84	831	20	257	398	14	33	385	21	11	191
85	627	18	254	200	12	26	204	14	8	180
86	933	16	342	355	33	33	353	21	21	256
88	412	5	136	187	12	23	185	13	5	106
90	593	15	194	252	12	16	248	25	16	138
92	354	7	128	125	4	7	126	11	8	106
93	793	13	214	412	17	22	416	14	11	152
94	717	14	253	290	19	29	272	22	10	177
96	456	9	167	179	9	17	154	16	8	130
97	529	8	203	179	14	10	178	15	12	147
98	362	10	148	119	12	15	116	16	9	105
99	320	3	97	136	6	3	127	11	4	85
99A	490	11	207	179	13	12	164	15	8	153
100	438	10	167	157	8	13	152	9	5	112
101	506	12	183	188	11	22	181	17	14	135
102	469	11	194	167	6	18	161	11	10	126
103	543	7	219	203	16	12	203	23	15	156
105	676	19	240	249	19	27	253	24	13	154

106	571	5	237	198	13	12	190	11	8	175
108	775	15	286	268	19	26	270	12	12	220
109	706	19	233	275	16	23	259	28	20	168
110	688	16	238	263	9	19	241	30	13	170
AVCB01	2,161	16	642	1,145	54	66	1,123	82	34	469
AVCB02	745	15	186	421	21	23	411	23	21	142
AVCB03	283	5	89	157	7	7	155	9	7	55
AVCB04	1,386	18	499	649	27	40	641	54	25	362
AVCB05	3,002	40	1,092	1,341	50	75	1,325	106	51	762
AVCB06	1,351	15	482	653	17	33	668	51	16	316
AVCB07	3,223	47	1,261	1,358	43	88	1,391	123	33	846
AVCB08	2,171	28	789	964	40	62	947	82	45	555
AVCB09	825	7	305	381	11	17	366	33	17	204
	62,684	1,225	19,947	28,915	1,423	2,058	28,370	1,988	1,244	14,253
WASHINGTON TOWNSHIP										
01	689	16	276	196	26	21	187	15	13	201
02	1,023	16	442	329	22	33	308	24	28	332
03	936	17	449	224	18	18	201	13	21	367
04	1,048	25	361	374	33	34	378	27	25	272
05	971	14	475	224	16	26	206	23	17	381
06	785	12	413	167	13	16	143	24	14	339
07	993	34	516	190	23	43	193	18	20	411
08	813	24	395	182	18	36	165	21	24	308
09	1,258	29	616	277	18	35	251	32	27	487
AVCB01	4,894	91	2,424	1,388	58	126	1,315	143	113	1,883
	13,410	278	6,367	3,551	245	388	3,347	340	302	4,981
TOTALS										
	422,358	8,818	159,132	165,889	9,167	13,262	160,101	11,889	8,819	116,012

■ Yellow in the TOTALS column means precinct hasn't reported

These same results may also be obtained via:

- > Election Telephone Hotline: 586.469.5209
- > 24-Hour Fax (Within MI): 1.888.99.CLERK (request document number 6700)
- > 24-Hour Fax (Outside of MI): 1.310.575.5035 (request document number 6700)



Election Results

Prosecuting Attorney One 4-year term

official results, updated November 19, 3:06 PM

[Race List](#) | [Race Summary](#) | [Race Details](#) | [Race Details \(Printer Friendly\)](#)

	POLL BOOK TOTALS	Eric J. Smith (DEM)	Michael R. Wrathell (REP)
ARMADA TOWNSHIP			
01	1,259	715	409
02	842	478	253
AVCB01	852	529	251
	2,953	1,722	913
BRUCE TOWNSHIP			
01	738	418	227
02	1,208	541	506
03	754	440	230
04	796	384	326
AVCB01	1,525	778	563
	5,021	2,561	1,852
CENTER LINE			
01	733	464	208
02	492	333	117
03	940	703	176
04	479	320	110
05	486	316	127
AVCB01	890	660	170
	4,020	2,796	908

■ Yellow in the TOTALS column means precinct hasn't reported

These same results may also be obtained via:

- > Election Telephone Hotline: 586.469.5209
- > 24-Hour Fax (Within MI): 1.888.99.CLERK (request document number 6700)
- > 24-Hour Fax (Outside of MI): 1.310.575.5035 (request document number 6700)



Election Results

Prosecuting Attorney One 4-year term

official results, updated November 19, 3:06 PM

[Race List](#) | [Race Summary](#) | [Race Details](#) | [Race Details \(Printer Friendly\)](#)

	POLL BOOK TOTALS	Eric J. Smith (DEM)	Michael R. Wrathell (REP)
ARMADA TOWNSHIP			
01	1,259	715	409
02	842	478	253
AVCB01	852	529	251
	2,953	1,722	913
BRUCE TOWNSHIP			
01	738	418	227
02	1,208	541	506
03	754	440	230
04	796	384	326
AVCB01	1,525	778	563
	5,021	2,561	1,852
CENTER LINE			
01	733	464	208
02	492	333	117
03	940	703	176
04	479	320	110
05	486	316	127
AVCB01	890	660	170
	4,020	2,796	908
CHESTERFIELD CHARTER TOWNSHIP			
01	1,008	654	277
02	1,078	684	300
03	1,403	899	392
04	314	198	87
05	857	536	233
06	968	582	286
07	1,072	684	303
08	975	626	264
09	1,109	722	287
10	831	520	250
11	874	597	186
12	534	361	118
13	1,064	656	303
14	604	381	179
15	517	406	75

16	530	352	137
17	214	143	56
18	1,190	825	263
19	350	199	123
20	706	433	211
AVCB01	1,312	878	375
AVCB02	2,195	1,464	609
AVCB03	1,905	1,241	543
	21,610	14,041	5,857

CLINTON TOWNSHIP

01	647	439	152
02	361	230	100
03	929	680	180
04	632	447	144
05	886	796	37
06	849	610	179
07	449	316	113
08	741	517	171
09	554	359	153
10	632	418	175
11	707	499	152
12	490	342	98
13	864	562	224
14	370	254	88
15	748	505	183
16	697	414	216
17	1,026	776	169
18	757	479	216
19	474	310	142
20	842	622	140
21	394	253	107
22	946	725	143
23	978	612	287
24	568	359	159
25	808	576	186
26	897	591	254
27	612	386	184
28	596	509	51
29	964	577	303
30	775	529	187
31	1,053	681	240
32	507	287	186
33	1,223	859	290
34	794	601	107
35	908	597	232
36	1,007	688	231
37	1,018	689	226
38	702	416	238

39	588	366	177
40	922	617	236
41	829	561	190
42	1,139	791	234
43	270	154	94
44	973	644	247
45	809	495	255
46	579	368	169
AVCB01	4,394	2,863	1,264
AVCB02	2,028	1,404	509
AVCB03	3,806	2,537	1,042
AVCB04	840	575	210
AVCB05	764	577	140
AVCB06	768	499	218
AVCB07	1,316	812	424
AVCB08	1,649	1,153	424
	50,079	33,926	12,476

EASTPOINTE

01	1,007	745	176
02	761	534	172
03	1,032	750	208
04	1,085	777	219
05	985	695	208
06	748	542	142
07	1,111	946	93
08	912	753	92
09	880	642	170
10	754	576	126
11	805	562	173
12	933	676	175
13	811	557	195
14	1,179	904	192
AVCB01	2,869	2,108	595
AVCB02	466	326	104
	16,338	12,093	3,040

FRASER

01	737	460	195
02	989	613	291
03	1,149	746	281
04	979	641	253
05	339	216	95
06	1,062	606	357
07	578	395	122
AVCB01	1,335	875	366
AVCB02	830	556	212
	7,998	5,108	2,172

HARRISON CHARTER TOWNSHIP

01	961	640	238
02	670	421	185

03	784	487	220
04	1,269	749	388
05	908	516	306
06	1,232	761	329
07	999	572	329
08	265	210	40
09	554	302	200
10	672	414	191
11	799	564	168
12	373	248	84
AVCB01	4,196	2,577	1,292
	13,682	8,461	3,970

LAKE TOWNSHIP

01	40	16	21
	40	16	21

LENOX TOWNSHIP

01	603	325	209
02	990	587	306
03	1,010	759	181
04	565	386	146
AVCB01	1,176	773	314
	4,344	2,830	1,156

MACOMB TOWNSHIP

01	839	463	290
02	897	587	234
03	925	590	273
04	1,104	694	332
05	828	479	268
06	792	485	227
07	864	533	257
08	877	580	233
09	835	469	273
10	843	598	175
11	1,154	761	306
12	786	508	209
13	987	611	283
14	1,066	632	329
15	858	503	293
16	1,302	773	398
17	1,107	719	293
18	772	549	181
19	634	452	129
20	1,038	646	297
21	952	611	253
22	864	521	245
23	656	379	218
24	625	380	207
25	775	480	231

26	600	372	171
27	602	356	205
28	602	380	179
29	911	613	225
30	959	605	286
31	351	208	121
32	954	563	295
33	643	426	169
34	861	551	240
35	620	418	158
AVCB01	4,539	2,851	1,417
AVCB02	5,249	3,401	1,531
	39,271	24,747	11,431

MEMPHIS

01	398	213	152
	398	213	152

MT. CLEMENS

01	687	579	70
02	828	530	224
03	735	504	180
04	701	514	122
05	672	577	53
06	735	548	140
08	616	477	100
09	877	585	234
AVCB01	1,924	1,433	405
	7,775	5,747	1,528

NEW BALTIMORE

01	751	458	212
02	592	364	175
03	1,266	766	386
04	980	623	261
05	994	593	307
AVCB01	1,530	979	455
	6,113	3,783	1,796

RAY TOWNSHIP

01	643	329	236
02	860	455	323
AVCB01	635	327	252
	2,138	1,111	811

RICHMOND TOWNSHIP

01	892	431	363
02	1,025	544	377
	1,917	975	740

RICHMOND CITY

01	1,167	686	369
02	989	567	316
AVCB01	749	449	243
	2,905	1,702	928

ROSEVILLE			
01	576	403	133
02	677	451	164
03	1,017	729	213
04	606	407	144
05	1,147	817	233
06	900	622	202
07	604	433	121
08	998	662	248
09	756	519	172
10	561	357	138
11	553	338	150
12	713	490	161
13	574	390	132
14	859	583	184
15	1,194	864	228
16	1,307	897	290
17	808	558	170
18	831	597	156
19	574	356	162
20	675	458	159
21	1,078	824	179
AVCB01	3,291	2,336	749
AVCB02	1,781	1,315	368
	22,080	15,406	4,856

SHELBY TOWNSHIP			
01	1,318	662	512
02	1,095	575	387
03	669	373	216
04	874	441	305
05	1,187	696	366
06	1,013	638	260
07	877	448	334
08	540	271	191
09	869	527	230
10	772	408	272
11	990	539	322
12	676	349	251
13	519	274	174
14	1,019	545	384
15	553	289	194
16	1,109	508	484
17	1,488	796	539
18	662	345	232
19	720	365	278
20	618	376	170
21	775	524	161
22	1,179	550	512
23			

	1,054	503	426
24	1,203	593	479
25	968	495	387
26	646	417	171
27	931	566	277
28	731	444	219
29	770	415	283
AVCB01	4,506	2,711	1,462
AVCB02	7,138	3,916	2,645
AVCB03	834	439	344
AVCB04	89	41	32
	38,392	21,039	13,499

ST. CLAIR SHORES

01	1,160	624	417
02	1,030	666	261
03	981	582	290
04	798	502	218
05	1,294	789	346
06	1,164	816	252
07	849	565	218
08	1,107	668	310
09	574	365	157
10	1,282	830	306
11	567	347	168
12	1,248	759	372
13	1,317	734	438
14	621	385	170
15	1,317	796	362
16	1,157	713	328
17	1,294	807	353
18	1,021	635	263
19	898	521	258
20	586	376	165
21	957	614	239
22	892	558	246
23	1,111	721	294
24	1,114	749	271
AVCB01	3,204	1,930	1,033
AVCB02	2,324	1,473	671
AVCB03	1,618	953	538
AVCB04	4,240	2,719	1,210
	35,725	22,197	10,154

STERLING HEIGHTS

01	852	535	249
02	970	592	303
03	1,035	684	251
04	1,431	934	363
05	943	630	230
06	1,116	666	342

08	523	282	191
09	932	542	333
10	904	556	261
11	994	621	257
12	695	433	206
13	329	198	96
14	251	164	67
15	918	573	257
16	744	485	192
17	737	410	241
18	899	542	262
19	808	454	261
20	1,028	624	313
21	701	487	154
22	587	312	220
23	614	351	201
24	688	433	204
25	1,020	611	321
26	912	525	301
27	1,021	601	310
28	916	564	245
29	721	415	218
30	934	479	363
31	985	568	308
32	1,221	694	407
33	941	554	284
34	1,063	654	313
35	671	434	170
36	557	364	149
37	760	403	260
38	1,029	553	369
39	903	560	276
40	1,124	663	337
41	1,381	868	382
42	419	277	108
43	1,110	685	316
44	667	382	192
45	791	471	236
46	1,079	693	282
47	520	346	133
48	703	405	216
49	805	477	237
50	1,293	681	450
51	799	447	264
52	1,043	613	335
AVCB01	1,576	1,050	430
AVCB02	419	266	132
AVCB03	134	83	40

AVCB04	158	90	55
AVCB05	277	168	81
AVCB06	4,166	2,652	1,230
AVCB07	2,804	1,732	911
AVCB08	3,420	2,110	1,073
AVCB09	4,018	2,486	1,263
	61,059	37,132	18,451

UTICA

01	342	217	95
02	720	399	244
03	747	457	210
AVCB01	597	364	171
	2,406	1,437	720

WARREN

01	537	471	33
02	563	389	129
03	489	365	91
04	806	594	143
06	375	267	77
08	531	370	113
10	777	546	160
11	412	284	94
12	527	363	124
13	659	462	126
15	389	298	64
16	423	329	74
17	441	345	70
18	457	350	74
20	435	319	72
21	386	269	79
22	325	253	52
23	426	325	71
24	667	471	140
26	434	314	86
27	229	133	71
28	301	196	79
29	1,006	745	184
32	471	339	95
33	411	294	74
34	687	488	131
36	669	445	152
37	487	323	114
38	453	350	75
39	416	277	103
40	432	283	110
41	444	291	107
42	694	465	174
43	132	85	32
45	478	303	124

46	685	439	180
47	276	174	78
48	644	439	155
49	404	269	100
50	716	445	210
52	614	449	117
53	744	482	198
55	449	267	139
56	496	312	144
58	841	628	150
60	547	344	138
61	649	449	139
62	528	350	132
63	532	338	151
64	562	338	158
66	464	284	137
67	598	352	185
68	600	387	147
69	571	381	128
70	740	480	185
71	456	282	130
72	428	239	148
72A	551	470	50
73	561	337	161
74	897	564	233
76	718	503	151
78	504	310	138
80	559	329	181
81	412	317	64
82	633	410	175
84	831	532	211
85	627	332	203
86	933	567	282
88	412	256	120
90	593	395	148
92	354	225	101
93	793	564	166
94	717	458	194
96	456	269	137
97	529	293	165
98	362	213	113
99	320	195	91
99A	490	290	160
100	438	258	128
101	506	296	151
102	469	281	135
103	543	311	178
105	676	431	176

106	571	334	183
108	775	477	223
109	706	454	188
110	688	446	174
AVCB01	2,161	1,563	478
AVCB02	745	558	150
AVCB03	283	219	49
AVCB04	1,386	928	361
AVCB05	3,002	2,038	756
AVCB06	1,351	944	327
AVCB07	3,223	2,176	838
AVCB08	2,171	1,527	530
AVCB09	825	576	205
	62,684	42,175	15,220
WASHINGTON TOWNSHIP			
01	689	385	206
02	1,023	581	340
03	936	480	356
04	1,048	640	289
05	971	470	391
06	785	397	324
07	993	476	403
08	813	419	314
09	1,258	635	467
AVCB01	4,894	2,631	1,889
	13,410	7,114	4,979
TOTALS			
	422,358	268,332	117,630

■ Yellow in the TOTALS column means precinct hasn't reported

These same results may also be obtained via:

- > Election Telephone Hotline: 586.469.5209
- > 24-Hour Fax (Within MI): 1.888.99.CLERK (request document number 6700)
- > 24-Hour Fax (Outside of MI): 1.310.575.5035 (request document number 6700)



Election Results

Sheriff One 4-year term

official results, updated November 19, 3:06 PM

[Race List](#) | [Race Summary](#) | [Race Details](#) | [Race Details \(Printer Friendly\)](#)

	POLL BOOK TOTALS	Kristi Dean (REP)	Mark A. Hackel (DEM)
ARMADA TOWNSHIP			
01	1,259	310	896
02	842	205	595
AVCB01	852	193	627
	2,953	708	2,118
BRUCE TOWNSHIP			
01	738	184	513
02	1,208	370	776
03	754	184	529
04	796	232	522
AVCB01	1,525	397	1,046
	5,021	1,367	3,386
CENTER LINE			
01	733	157	544
02	492	94	370
03	940	160	730
04	479	84	365
05	486	109	343
AVCB01	890	108	749
	4,020	712	3,101
CHESTERFIELD CHARTER TOWNSHIP			

■ Yellow in the TOTALS column means precinct hasn't reported

These same results may also be obtained via:

- > Election Telephone Hotline: 586.469.5209
- > 24-Hour Fax (Within MI): 1.888.99.CLERK (request document number 6700)
- > 24-Hour Fax (Outside of MI): 1.310.575.5035 (request document number 6700)



Election Results

Sheriff One 4-year term

official results, updated November 19, 3:06 PM

[Race List](#) | [Race Summary](#) | [Race Details](#) | [Race Details \(Printer Friendly\)](#)

	POLL BOOK TOTALS	Kristi Dean (REP)	Mark A. Hackel (DEM)
ARMADA TOWNSHIP			
01	1,259	310	896
02	842	205	595
AVCB01	852	193	627
	2,953	708	2,118
BRUCE TOWNSHIP			
01	738	184	513
02	1,208	370	776
03	754	184	529
04	796	232	522
AVCB01	1,525	397	1,046
	5,021	1,367	3,386
CENTER LINE			
01	733	157	544
02	492	94	370
03	940	160	730
04	479	84	365
05	486	109	343
AVCB01	890	108	749
	4,020	712	3,101
CHESTERFIELD CHARTER TOWNSHIP			
01	1,008	222	751
02	1,078	233	792
03	1,403	281	1,073
04	314	70	225
05	857	185	625
06	968	219	712
07	1,072	246	784
08	975	178	753
09	1,109	216	839
10	831	178	616
11	874	149	682
12	534	76	434
13	1,064	218	793
14	604	146	428
15	517	71	423

16	530	99	404
17	214	49	154
18	1,190	221	912
19	350	97	239
20	706	164	512
AVCB01	1,312	266	1,002
AVCB02	2,195	425	1,720
AVCB03	1,905	413	1,431
	21,610	4,422	16,304

CLINTON TOWNSHIP

01	647	114	501
02	361	84	260
03	929	152	719
04	632	102	505
05	886	59	778
06	849	134	670
07	449	87	341
08	741	145	553
09	554	127	396
10	632	143	455
11	707	139	532
12	490	69	385
13	864	203	596
14	370	80	273
15	748	132	571
16	697	173	483
17	1,026	149	833
18	757	166	541
19	474	100	351
20	842	134	651
21	394	86	283
22	946	127	764
23	978	205	719
24	568	111	421
25	808	138	643
26	897	192	667
27	612	129	451
28	596	60	508
29	964	213	715
30	775	152	575
31	1,053	200	792
32	507	139	337
33	1,223	233	927
34	794	99	634
35	908	188	669
36	1,007	170	777
37	1,018	189	769
38	702	166	511
39			

	588	129	426
40	922	185	686
41	829	142	636
42	1,139	182	878
43	270	58	194
44	973	197	726
45	809	204	567
46	579	148	403
AVCB01	4,394	857	3,387
AVCB02	2,028	306	1,655
AVCB03	3,806	745	2,934
AVCB04	840	145	659
AVCB05	764	104	622
AVCB06	768	149	597
AVCB07	1,316	267	998
AVCB08	1,649	293	1,313
	50,079	9,400	38,237

EASTPOINTE

01	1,007	158	789
02	761	145	580
03	1,032	179	812
04	1,085	190	848
05	985	174	748
06	748	122	578
07	1,111	80	970
08	912	71	790
09	880	149	684
10	754	105	619
11	805	137	630
12	933	130	745
13	811	163	614
14	1,179	176	951
AVCB01	2,869	388	2,380
AVCB02	466	70	375
	16,338	2,437	13,113

FRASER

01	737	152	541
02	989	239	695
03	1,149	215	860
04	979	199	733
05	339	59	261
06	1,062	295	713
07	578	109	434
AVCB01	1,335	263	1,016
AVCB02	830	152	648
	7,998	1,683	5,901

HARRISON CHARTER TOWNSHIP

01	961	175	737
02	670	134	496

03	784	178	560
04	1,269	265	940
05	908	212	659
06	1,232	231	927
07	999	236	718
08	265	54	198
09	554	142	385
10	672	144	493
11	799	140	617
12	373	68	283
AVCB01	4,196	839	3,240
	13,682	2,818	10,253

LAKE TOWNSHIP

01	40	17	20
	40	17	20

LENOX TOWNSHIP

01	603	152	436
02	990	234	709
03	1,010	163	811
04	565	96	451
AVCB01	1,176	218	908
	4,344	863	3,315

MACOMB TOWNSHIP

01	839	190	617
02	897	172	700
03	925	165	723
04	1,104	204	866
05	828	172	615
06	792	161	582
07	864	185	649
08	877	147	696
09	835	169	623
10	843	153	653
11	1,154	210	908
12	786	125	626
13	987	169	769
14	1,066	200	833
15	858	186	644
16	1,302	263	983
17	1,107	200	868
18	772	125	624
19	634	112	482
20	1,038	181	815
21	952	169	736
22	864	161	664
23	656	158	475
24	625	135	474
25	775	144	601

26	600	106	467
27	602	134	454
28	602	103	479
29	911	163	719
30	959	176	755
31	351	96	243
32	954	189	707
33	643	117	502
34	861	155	668
35	620	92	507
AVCB01	4,539	826	3,599
AVCB02	5,249	961	4,121
	39,271	7,374	30,447

MEMPHIS

01	398	128	256
	398	128	256

MT. CLEMENS

01	687	84	576
02	828	159	629
03	735	153	549
04	701	107	548
05	672	61	581
06	735	124	584
08	616	93	503
09	877	163	680
AVCB01	1,924	260	1,612
	7,775	1,204	6,262

NEW BALTIMORE

01	751	180	531
02	592	139	424
03	1,266	330	881
04	980	214	714
05	994	226	717
AVCB01	1,530	339	1,145
	6,113	1,428	4,412

RAY TOWNSHIP

01	643	176	443
02	860	239	568
AVCB01	635	155	451
	2,138	570	1,462

RICHMOND TOWNSHIP

01	892	266	579
02	1,025	283	690
	1,917	549	1,269

RICHMOND CITY

01	1,167	275	835
02	989	240	688
AVCB01	749	164	554
	2,905	679	2,077

ROSEVILLE			
01	576	114	442
02	677	129	510
03	1,017	174	794
04	606	111	460
05	1,147	197	880
06	900	156	707
07	604	97	473
08	998	213	737
09	756	149	571
10	561	118	404
11	553	122	393
12	713	136	544
13	574	117	424
14	859	173	639
15	1,194	190	933
16	1,307	242	994
17	808	159	604
18	831	124	661
19	574	119	420
20	675	110	540
21	1,078	158	874
AVCB01	3,291	524	2,646
AVCB02	1,781	254	1,469
	22,080	3,886	17,119

SHELBY TOWNSHIP			
01	1,318	380	863
02	1,095	313	706
03	669	184	432
04	874	240	569
05	1,187	297	822
06	1,013	199	733
07	877	248	576
08	540	131	368
09	869	200	586
10	772	191	521
11	990	274	650
12	676	170	476
13	519	123	358
14	1,019	282	680
15	553	143	372
16	1,109	345	693
17	1,488	418	990
18	662	169	448
19	720	227	445
20	618	138	436
21	775	148	565
22	1,179	382	736
23			

	1,054	313	666
24	1,203	323	812
25	968	284	632
26	646	123	492
27	931	213	651
28	731	159	539
29	770	210	520
AVCB01	4,506	959	3,349
AVCB02	7,138	1,790	5,074
AVCB03	834	224	580
AVCB04	89	19	63
	38,392	9,819	26,403

ST. CLAIR SHORES

01	1,160	318	758
02	1,030	210	749
03	981	226	671
04	798	170	583
05	1,294	287	903
06	1,164	184	908
07	849	165	638
08	1,107	234	802
09	574	136	410
10	1,282	236	957
11	567	119	417
12	1,248	290	877
13	1,317	318	898
14	621	140	436
15	1,317	277	961
16	1,157	259	826
17	1,294	259	956
18	1,021	207	745
19	898	213	637
20	586	123	442
21	957	186	714
22	892	164	667
23	1,111	238	817
24	1,114	226	835
AVCB01	3,204	747	2,321
AVCB02	2,324	468	1,759
AVCB03	1,618	356	1,193
AVCB04	4,240	833	3,279
	35,725	7,589	26,159

STERLING HEIGHTS

01	852	192	607
02	970	238	679
03	1,035	170	808
04	1,431	265	1,086
05	943	179	713
06	1,116	252	795

08	523	142	354
09	932	234	658
10	904	195	647
11	994	208	730
12	695	142	515
13	329	64	251
14	251	53	184
15	918	209	641
16	744	143	544
17	737	194	497
18	899	213	619
19	808	199	545
20	1,028	234	736
21	701	110	557
22	587	171	390
23	614	152	421
24	688	143	525
25	1,020	256	695
26	912	250	606
27	1,021	247	708
28	916	201	657
29	721	158	520
30	934	267	615
31	985	199	734
32	1,221	283	869
33	941	208	666
34	1,063	226	775
35	671	118	524
36	557	121	407
37	760	197	509
38	1,029	253	710
39	903	239	622
40	1,124	230	821
41	1,381	307	1,002
42	419	87	308
43	1,110	239	822
44	667	160	456
45	791	190	557
46	1,079	231	769
47	520	95	403
48	703	148	515
49	805	187	570
50	1,293	344	861
51	799	199	547
52	1,043	270	711
AVCB01	1,576	282	1,245
AVCB02	419	81	321
AVCB03	134	20	106

AVCB04	158	31	116
AVCB05	277	62	202
AVCB06	4,166	804	3,193
AVCB07	2,804	644	2,076
AVCB08	3,420	743	2,548
AVCB09	4,018	857	2,998
	61,059	13,536	44,266

UTICA

01	342	74	244
02	720	187	495
03	747	154	555
AVCB01	597	112	451
	2,406	527	1,745

WARREN

01	537	41	470
02	563	114	416
03	489	90	375
04	806	124	632
06	375	59	299
08	531	100	402
10	777	146	577
11	412	82	308
12	527	115	378
13	659	111	502
15	389	78	290
16	423	66	338
17	441	72	358
18	457	72	358
20	435	56	347
21	386	73	293
22	325	57	256
23	426	75	325
24	667	128	500
26	434	81	332
27	229	57	156
28	301	66	222
29	1,006	139	820
32	471	95	356
33	411	74	310
34	687	119	527
36	669	139	483
37	487	93	370
38	453	77	352
39	416	86	304
40	432	86	325
41	444	81	329
42	694	130	529
43	132	25	98
45	478	113	328

46	685	163	484
47	276	61	205
48	644	119	499
49	404	65	312
50	716	167	510
52	614	109	475
53	744	158	557
55	449	101	332
56	496	112	357
58	841	134	667
60	547	100	413
61	649	107	498
62	528	93	409
63	532	117	386
64	562	121	392
66	464	93	342
67	598	112	452
68	600	114	445
69	571	110	419
70	740	156	538
71	456	111	317
72	428	115	288
72A	551	49	478
73	561	141	379
74	897	176	649
76	718	119	571
78	504	98	372
80	559	143	391
81	412	57	330
82	633	132	466
84	831	171	605
85	627	159	422
86	933	194	682
88	412	93	298
90	593	107	455
92	354	64	280
93	793	103	651
94	717	146	534
96	456	100	328
97	529	133	353
98	362	82	258
99	320	60	239
99A	490	123	338
100	438	98	310
101	506	113	359
102	469	104	334
103	543	143	373
105	676	139	501

106	571	123	414
108	775	172	574
109	706	126	538
110	688	134	512
AVCB01	2,161	346	1,748
AVCB02	745	115	606
AVCB03	283	37	240
AVCB04	1,386	252	1,083
AVCB05	3,002	498	2,402
AVCB06	1,351	212	1,101
AVCB07	3,223	519	2,603
AVCB08	2,171	350	1,750
AVCB09	825	144	657
	62,684	11,733	47,746
WASHINGTON TOWNSHIP			
01	689	145	500
02	1,023	249	723
03	936	256	631
04	1,048	220	777
05	971	263	655
06	785	213	537
07	993	281	655
08	813	235	540
09	1,258	315	875
AVCB01	4,894	1,184	3,552
	13,410	3,361	9,445
TOTALS			
	422,358	86,810	314,816

■ Yellow in the TOTALS column means precinct hasn't reported

These same results may also be obtained via:

- > Election Telephone Hotline: 586.469.5209
- > 24-Hour Fax (Within MI): 1.888.99.CLERK (request document number 6700)
- > 24-Hour Fax (Outside of MI): 1.310.575.5035 (request document number 6700)



Election Results

Clerk/Register of Deeds One 4-year term

official results, updated November 19, 3:06 PM

[Race List](#) | [Race Summary](#) | [Race Details](#) | [Race Details \(Printer Friendly\)](#)

	POLL BOOK TOTALS	Carmella Sabaugh (DEM)	Michael J. Arsenault (REP)
ARMADA TOWNSHIP			
01	1,259	665	432
02	842	412	289
AVCB01	852	497	286
	2,953	1,574	1,007
BRUCE TOWNSHIP			
01	738	431	223
02	1,208	535	502
03	754	406	242
04	796	380	320
AVCB01	1,525	769	570
	5,021	2,521	1,857
CENTER LINE			
01	733	450	219
02	492	326	129
03	940	705	167
04	479	313	124
05	486	308	135
AVCB01	890	682	153
	4,020	2,784	927

■ Yellow in the TOTALS column means precinct hasn't reported

These same results may also be obtained via:

- > Election Telephone Hotline: 586.469.5209
- > 24-Hour Fax (Within MI): 1.888.99.CLERK (request document number 6700)
- > 24-Hour Fax (Outside of MI): 1.310.575.5035 (request document number 6700)



Election Results

Clerk/Register of Deeds One 4-year term

official results, updated November 19, 3:06 PM

[Race List](#) | [Race Summary](#) | [Race Details](#) | [Race Details \(Printer Friendly\)](#)

	POLL BOOK TOTALS	Carmella Sabaugh (DEM)	Michael J. Arsenault (REP)
ARMADA TOWNSHIP			
01	1,259	665	432
02	842	412	289
AVCB01	852	497	286
	2,953	1,574	1,007
BRUCE TOWNSHIP			
01	738	431	223
02	1,208	535	502
03	754	406	242
04	796	380	320
AVCB01	1,525	769	570
	5,021	2,521	1,857
CENTER LINE			
01	733	450	219
02	492	326	129
03	940	705	167
04	479	313	124
05	486	308	135
AVCB01	890	682	153
	4,020	2,784	927
CHESTERFIELD CHARTER TOWNSHIP			
01	1,008	603	308
02	1,078	630	325
03	1,403	823	435
04	314	180	96
05	857	488	254
06	968	530	306
07	1,072	632	340
08	975	580	283
09	1,109	655	322
10	831	449	298
11	874	519	225
12	534	323	142
13	1,064	606	320
14	604	338	213
15	517	389	84

16	530	320	145
17	214	117	69
18	1,190	794	275
19	350	194	123
20	706	400	235
AVCB01	1,312	845	382
AVCB02	2,195	1,393	661
AVCB03	1,905	1,132	625
	21,610	12,940	6,466

CLINTON TOWNSHIP

01	647	390	181
02	361	215	104
03	929	649	194
04	632	437	145
05	886	793	47
06	849	584	186
07	449	301	118
08	741	501	176
09	554	349	153
10	632	367	207
11	707	489	157
12	490	318	109
13	864	587	202
14	370	238	96
15	748	474	200
16	697	417	216
17	1,026	752	178
18	757	435	232
19	474	259	180
20	842	605	152
21	394	264	99
22	946	717	140
23	978	566	308
24	568	335	175
25	808	536	206
26	897	531	293
27	612	342	213
28	596	505	57
29	964	549	315
30	775	509	186
31	1,053	668	254
32	507	286	171
33	1,223	820	287
34	794	569	123
35	908	546	264
36	1,007	645	252
37	1,018	626	257
38	702	347	274

39	588	333	188
40	922	550	271
41	829	522	208
42	1,139	737	259
43	270	145	94
44	973	598	275
45	809	436	285
46	579	353	174
AVCB01	4,394	2,792	1,316
AVCB02	2,028	1,392	510
AVCB03	3,806	2,450	1,109
AVCB04	840	561	218
AVCB05	764	577	135
AVCB06	768	501	219
AVCB07	1,316	795	428
AVCB08	1,649	1,075	474
	50,079	32,338	13,270

EASTPOINTE

01	1,007	732	180
02	761	532	163
03	1,032	721	230
04	1,085	765	232
05	985	702	191
06	748	527	143
07	1,111	946	92
08	912	767	91
09	880	628	175
10	754	571	123
11	805	557	176
12	933	659	177
13	811	545	199
14	1,179	902	188
AVCB01	2,869	2,159	551
AVCB02	466	319	117
	16,338	12,032	3,028

FRASER

01	737	470	179
02	989	553	325
03	1,149	738	285
04	979	645	238
05	339	210	92
06	1,062	578	375
07	578	397	123
AVCB01	1,335	867	370
AVCB02	830	555	218
	7,998	5,013	2,205

HARRISON CHARTER TOWNSHIP

01	961	650	228
02	670	427	177

03	784	469	231
04	1,269	724	396
05	908	480	321
06	1,232	708	352
07	999	553	343
08	265	202	40
09	554	263	229
10	672	399	201
11	799	554	165
12	373	245	83
AVCB01	4,196	2,529	1,356
	13,682	8,203	4,122

LAKE TOWNSHIP

01	40	16	21
	40	16	21

LENOX TOWNSHIP

01	603	335	188
02	990	570	307
03	1,010	742	185
04	565	377	149
AVCB01	1,176	732	344
	4,344	2,756	1,173

MACOMB TOWNSHIP

01	839	446	282
02	897	540	261
03	925	546	298
04	1,104	668	342
05	828	468	265
06	792	468	229
07	864	515	262
08	877	543	253
09	835	441	297
10	843	564	201
11	1,154	703	323
12	786	478	216
13	987	559	310
14	1,066	590	350
15	858	480	299
16	1,302	645	526
17	1,107	664	330
18	772	526	192
19	634	427	139
20	1,038	588	318
21	952	572	281
22	864	479	271
23	656	333	260
24	625	379	194
25	775	444	253

26	600	344	192
27	602	336	212
28	602	351	190
29	911	546	285
30	959	563	307
31	351	198	127
32	954	537	307
33	643	406	182
34	861	525	249
35	620	377	187
AVCB01	4,539	2,808	1,450
AVCB02	5,249	3,293	1,590
	39,271	23,350	12,230

MEMPHIS

01	398	202	161
	398	202	161

MT. CLEMENS

01	687	592	63
02	828	534	218
03	735	505	169
04	701	475	145
05	672	586	46
06	735	544	133
08	616	458	111
09	877	541	251
AVCB01	1,924	1,434	396
	7,775	5,669	1,532

NEW BALTIMORE

01	751	447	218
02	592	344	181
03	1,266	710	422
04	980	576	291
05	994	547	324
AVCB01	1,530	939	482
	6,113	3,563	1,918

RAY TOWNSHIP

01	643	303	252
02	860	440	316
AVCB01	635	342	241
	2,138	1,085	809

RICHMOND TOWNSHIP

01	892	430	364
02	1,025	511	387
	1,917	941	751

RICHMOND CITY

01	1,167	651	377
02	989	530	333
AVCB01	749	440	252
	2,905	1,621	962

ROSEVILLE

01	576	392	143
02	677	459	151
03	1,017	761	177
04	606	412	142
05	1,147	812	231
06	900	640	191
07	604	415	129
08	998	678	234
09	756	520	172
10	561	357	126
11	553	350	141
12	713	491	155
13	574	380	140
14	859	574	189
15	1,194	891	203
16	1,307	919	255
17	808	553	182
18	831	601	158
19	574	369	153
20	675	464	150
21	1,078	803	178
AVCB01	3,291	2,345	741
AVCB02	1,781	1,326	360
	22,080	15,512	4,701

SHELBY TOWNSHIP

01	1,318	608	534
02	1,095	538	419
03	669	364	212
04	874	415	331
05	1,187	642	394
06	1,013	622	263
07	877	424	343
08	540	254	202
09	869	500	242
10	772	384	277
11	990	541	304
12	676	337	250
13	519	268	172
14	1,019	510	398
15	553	289	188
16	1,109	474	503
17	1,488	717	588
18	662	330	231
19	720	360	274
20	618	358	195
21	775	501	165
22	1,179	519	528
23			

	1,054	433	475
24	1,203	533	515
25	968	461	406
26	646	392	186
27	931	545	287
28	731	395	247
29	770	395	297
AVCB01	4,506	2,674	1,481
AVCB02	7,138	3,723	2,771
AVCB03	834	405	361
AVCB04	89	41	35
	38,392	19,952	14,074

ST. CLAIR SHORES

01	1,160	578	446
02	1,030	623	284
03	981	558	286
04	798	466	233
05	1,294	766	366
06	1,164	797	261
07	849	550	225
08	1,107	652	307
09	574	344	172
10	1,282	779	340
11	567	337	163
12	1,248	748	368
13	1,317	703	461
14	621	367	174
15	1,317	807	359
16	1,157	670	351
17	1,294	781	367
18	1,021	631	270
19	898	498	278
20	586	359	173
21	957	601	250
22	892	537	267
23	1,111	667	332
24	1,114	704	301
AVCB01	3,204	1,900	1,052
AVCB02	2,324	1,447	688
AVCB03	1,618	964	526
AVCB04	4,240	2,696	1,236
	35,725	21,530	10,536

STERLING HEIGHTS

01	852	539	237
02	970	578	312
03	1,035	690	247
04	1,431	940	355
05	943	626	230
06	1,116	687	318

08	523	293	191
09	932	557	304
10	904	555	255
11	994	622	264
12	695	434	189
13	329	198	94
14	251	158	75
15	918	597	239
16	744	496	166
17	737	417	242
18	899	559	244
19	808	474	241
20	1,028	635	278
21	701	477	156
22	587	311	215
23	614	357	186
24	688	444	193
25	1,020	611	303
26	912	531	284
27	1,021	610	301
28	916	569	235
29	721	440	198
30	934	471	356
31	985	567	290
32	1,221	699	383
33	941	521	283
34	1,063	651	304
35	671	434	172
36	557	365	133
37	760	418	255
38	1,029	579	346
39	903	558	263
40	1,124	634	341
41	1,381	801	402
42	419	278	102
43	1,110	668	320
44	667	373	190
45	791	446	244
46	1,079	675	302
47	520	357	121
48	703	401	219
49	805	434	268
50	1,293	683	447
51	799	449	261
52	1,043	652	302
AVCB01	1,576	1,103	390
AVCB02	419	273	125
AVCB03	134	80	41

AVCB04	158	106	44
AVCB05	277	165	91
AVCB06	4,166	2,606	1,252
AVCB07	2,804	1,793	858
AVCB08	3,420	2,154	1,037
AVCB09	4,018	2,482	1,233
	61,059	37,281	17,927

UTICA

01	342	221	91
02	720	389	252
03	747	432	228
AVCB01	597	382	160
	2,406	1,424	731

WARREN

01	537	469	35
02	563	391	116
03	489	370	85
04	806	590	139
06	375	257	87
08	531	373	123
10	777	550	149
11	412	288	93
12	527	342	136
13	659	465	131
15	389	290	67
16	423	335	69
17	441	356	63
18	457	354	67
20	435	337	59
21	386	274	80
22	325	253	56
23	426	321	72
24	667	490	122
26	434	312	89
27	229	144	64
28	301	206	78
29	1,006	757	177
32	471	343	94
33	411	291	75
34	687	515	111
36	669	451	142
37	487	322	114
38	453	352	71
39	416	270	114
40	432	291	103
41	444	295	105
42	694	475	152
43	132	86	26
45	478	311	119

46	685	452	175
47	276	176	76
48	644	453	148
49	404	278	95
50	716	463	200
52	614	458	111
53	744	483	206
55	449	280	124
56	496	300	148
58	841	614	157
60	547	340	141
61	649	467	125
62	528	366	119
63	532	335	146
64	562	349	150
66	464	288	133
67	598	383	158
68	600	377	159
69	571	380	139
70	740	478	187
71	456	299	118
72	428	252	145
72A	551	467	51
73	561	329	183
74	897	570	219
76	718	487	170
78	504	307	141
80	559	336	167
81	412	310	68
82	633	387	191
84	831	533	207
85	627	354	205
86	933	572	273
88	412	284	94
90	593	395	146
92	354	224	104
93	793	594	139
94	717	454	199
96	456	284	134
97	529	295	165
98	362	220	106
99	320	196	88
99A	490	311	142
100	438	263	117
101	506	306	151
102	469	293	130
103	543	320	167
105	676	430	179

106	571	352	166
108	775	466	229
109	706	445	196
110	688	441	169
AVCB01	2,161	1,615	448
AVCB02	745	561	151
AVCB03	283	238	40
AVCB04	1,386	973	339
AVCB05	3,002	2,109	732
AVCB06	1,351	987	305
AVCB07	3,223	2,270	788
AVCB08	2,171	1,569	508
AVCB09	825	584	208
	62,684	42,928	14,758
WASHINGTON TOWNSHIP			
01	689	378	206
02	1,023	546	362
03	936	447	355
04	1,048	620	293
05	971	434	418
06	785	356	340
07	993	426	422
08	813	394	324
09	1,258	581	502
AVCB01	4,894	2,600	1,875
	13,410	6,782	5,097
TOTALS			
	422,358	262,017	120,263

■ Yellow in the TOTALS column means precinct hasn't reported

These same results may also be obtained via:

- > Election Telephone Hotline: 586.469.5209
- > 24-Hour Fax (Within MI): 1.888.99.CLERK (request document number 6700)
- > 24-Hour Fax (Outside of MI): 1.310.575.5035 (request document number 6700)



Election Results

Treasurer One 4-year term

official results, updated November 19, 3:06 PM

[Race List](#) | [Race Summary](#) | [Race Details](#) | [Race Details \(Printer Friendly\)](#)

	POLL BOOK TOTALS	Lawrence Rocca (REP)	Ted B. Wahby (DEM)
ARMADA TOWNSHIP			
01	1,259	507	539
02	842	321	350
AVCB01	852	310	413
	2,953	1,138	1,302
BRUCE TOWNSHIP			
01	738	252	381
02	1,208	606	399
03	754	280	346
04	796	381	289
AVCB01	1,525	633	675
	5,021	2,152	2,090
CENTER LINE			
01	733	258	386
02	492	155	284
03	940	212	637
04	479	140	283
05	486	148	286
AVCB01	890	201	615
	4,020	1,114	2,491

■ Yellow in the TOTALS column means precinct hasn't reported

These same results may also be obtained via:

- > Election Telephone Hotline: 586.469.5209
- > 24-Hour Fax (Within MI): 1.888.99.CLERK (request document number 6700)
- > 24-Hour Fax (Outside of MI): 1.310.575.5035 (request document number 6700)



Election Results

Treasurer One 4-year term

official results, updated November 19, 3:06 PM

[Race List](#) | [Race Summary](#) | [Race Details](#) | [Race Details \(Printer Friendly\)](#)

	POLL BOOK TOTALS	Lawrence Rocca (REP)	Ted B. Wahby (DEM)
ARMADA TOWNSHIP			
01	1,259	507	539
02	842	321	350
AVCB01	852	310	413
	2,953	1,138	1,302
BRUCE TOWNSHIP			
01	738	252	381
02	1,208	606	399
03	754	280	346
04	796	381	289
AVCB01	1,525	633	675
	5,021	2,152	2,090
CENTER LINE			
01	733	258	386
02	492	155	284
03	940	212	637
04	479	140	283
05	486	148	286
AVCB01	890	201	615
	4,020	1,114	2,491
CHESTERFIELD CHARTER TOWNSHIP			
01	1,008	364	526
02	1,078	383	559
03	1,403	531	707
04	314	119	147
05	857	289	418
06	968	357	438
07	1,072	386	551
08	975	342	494
09	1,109	394	558
10	831	353	371
11	874	273	451
12	534	174	276
13	1,064	366	529
14	604	237	295
15	517	88	374

16	530	171	291
17	214	78	97
18	1,190	323	715
19	350	152	160
20	706	275	329
AVCB01	1,312	446	749
AVCB02	2,195	813	1,186
AVCB03	1,905	705	1,027
	21,610	7,619	11,248

CLINTON TOWNSHIP

01	647	240	309
02	361	116	185
03	929	226	604
04	632	160	417
05	886	43	790
06	849	203	553
07	449	134	276
08	741	218	447
09	554	181	314
10	632	250	314
11	707	198	436
12	490	120	295
13	864	238	534
14	370	113	212
15	748	214	449
16	697	255	366
17	1,026	211	709
18	757	268	385
19	474	224	209
20	842	178	566
21	394	122	230
22	946	185	672
23	978	379	466
24	568	210	287
25	808	244	491
26	897	358	461
27	612	256	281
28	596	70	477
29	964	395	438
30	775	203	479
31	1,053	285	615
32	507	204	239
33	1,223	352	732
34	794	138	543
35	908	324	453
36	1,007	290	585
37	1,018	318	527
38	702	328	297

39	588	241	272
40	922	326	469
41	829	261	436
42	1,139	316	649
43	270	102	129
44	973	344	503
45	809	344	357
46	579	198	324
AVCB01	4,394	1,557	2,481
AVCB02	2,028	570	1,310
AVCB03	3,806	1,309	2,203
AVCB04	840	247	523
AVCB05	764	158	549
AVCB06	768	258	466
AVCB07	1,316	477	722
AVCB08	1,649	562	977
	50,079	15,721	29,013

EASTPOINTE

01	1,007	206	684
02	761	202	477
03	1,032	257	668
04	1,085	289	682
05	985	256	623
06	748	177	489
07	1,111	111	916
08	912	105	750
09	880	210	582
10	754	160	522
11	805	208	504
12	933	210	620
13	811	216	517
14	1,179	215	856
AVCB01	2,869	673	2,014
AVCB02	466	128	299
	16,338	3,623	11,203

FRASER

01	737	230	401
02	989	394	478
03	1,149	356	628
04	979	287	575
05	339	120	181
06	1,062	427	497
07	578	169	338
AVCB01	1,335	422	800
AVCB02	830	249	512
	7,998	2,654	4,410

HARRISON CHARTER TOWNSHIP

01	961	280	577
02	670	209	387

03	784	284	391
04	1,269	460	634
05	908	383	415
06	1,232	395	645
07	999	384	491
08	265	56	179
09	554	258	221
10	672	236	345
11	799	204	502
12	373	91	226
AVCB01	4,196	1,484	2,308
	13,682	4,724	7,321

LAKE TOWNSHIP

01	40	24	12
	40	24	12

LENOX TOWNSHIP

01	603	242	267
02	990	370	482
03	1,010	241	675
04	565	184	336
AVCB01	1,176	393	663
	4,344	1,430	2,423

MACOMB TOWNSHIP

01	839	376	328
02	897	326	453
03	925	401	411
04	1,104	422	561
05	828	332	379
06	792	302	381
07	864	358	397
08	877	340	433
09	835	362	350
10	843	230	516
11	1,154	432	571
12	786	283	399
13	987	400	434
14	1,066	441	457
15	858	364	397
16	1,302	609	507
17	1,107	408	547
18	772	231	481
19	634	164	387
20	1,038	418	460
21	952	385	435
22	864	344	370
23	656	295	264
24	625	253	298
25	775	306	358

26	600	244	272
27	602	257	275
28	602	255	274
29	911	353	453
30	959	389	468
31	351	146	169
32	954	402	406
33	643	245	331
34	861	343	414
35	620	219	328
AVCB01	4,539	1,809	2,335
AVCB02	5,249	1,956	2,808
	39,271	15,400	19,107

MEMPHIS

01	398	184	165
	398	184	165

MT. CLEMENS

01	687	78	576
02	828	260	470
03	735	207	455
04	701	157	438
05	672	59	565
06	735	163	505
08	616	137	422
09	877	287	478
AVCB01	1,924	470	1,339
	7,775	1,818	5,248

NEW BALTIMORE

01	751	245	399
02	592	214	289
03	1,266	504	584
04	980	351	479
05	994	398	442
AVCB01	1,530	569	803
	6,113	2,281	2,996

RAY TOWNSHIP

01	643	307	226
02	860	383	343
AVCB01	635	295	270
	2,138	985	839

RICHMOND TOWNSHIP

01	892	417	348
02	1,025	461	400
	1,917	878	748

RICHMOND CITY

01	1,167	439	562
02	989	372	449
AVCB01	749	276	391
	2,905	1,087	1,402

ROSEVILLE			
01	576	167	348
02	677	185	408
03	1,017	223	702
04	606	170	366
05	1,147	283	742
06	900	242	578
07	604	150	378
08	998	274	623
09	756	210	470
10	561	163	325
11	553	172	303
12	713	183	449
13	574	165	352
14	859	231	522
15	1,194	253	815
16	1,307	319	831
17	808	205	516
18	831	197	556
19	574	182	326
20	675	199	403
21	1,078	226	740
AVCB01	3,291	846	2,192
AVCB02	1,781	436	1,227
	22,080	5,681	14,172

SHELBY TOWNSHIP			
01	1,318	644	460
02	1,095	500	427
03	669	266	290
04	874	407	302
05	1,187	462	541
06	1,013	307	549
07	877	416	333
08	540	229	215
09	869	282	444
10	772	352	285
11	990	372	462
12	676	312	259
13	519	214	207
14	1,019	499	391
15	553	248	211
16	1,109	609	341
17	1,488	712	568
18	662	297	246
19	720	323	294
20	618	231	302
21	775	197	457
22	1,179	615	404
23			

	1,054	549	344
24	1,203	616	394
25	968	504	345
26	646	224	344
27	931	368	456
28	731	329	304
29	770	343	333
AVCB01	4,506	1,836	2,253
AVCB02	7,138	3,283	3,088
AVCB03	834	414	345
AVCB04	89	35	37
	38,392	16,995	16,231

ST. CLAIR SHORES

01	1,160	431	608
02	1,030	271	643
03	981	312	550
04	798	222	494
05	1,294	389	772
06	1,164	260	790
07	849	237	527
08	1,107	326	654
09	574	164	360
10	1,282	342	803
11	567	168	345
12	1,248	395	751
13	1,317	469	720
14	621	196	358
15	1,317	362	826
16	1,157	362	671
17	1,294	375	783
18	1,021	274	649
19	898	253	538
20	586	161	394
21	957	260	604
22	892	240	567
23	1,111	314	697
24	1,114	304	713
AVCB01	3,204	1,082	1,920
AVCB02	2,324	703	1,472
AVCB03	1,618	555	966
AVCB04	4,240	1,233	2,797
	35,725	10,660	21,972

STERLING HEIGHTS

01	852	299	459
02	970	388	494
03	1,035	338	577
04	1,431	487	764
05	943	320	523
06	1,116	425	546

08	523	228	245
09	932	402	449
10	904	336	465
11	994	361	501
12	695	258	356
13	329	131	156
14	251	96	125
15	918	309	522
16	744	217	441
17	737	309	337
18	899	344	452
19	808	331	375
20	1,028	422	491
21	701	227	402
22	587	274	243
23	614	257	284
24	688	270	357
25	1,020	408	504
26	912	388	424
27	1,021	418	486
28	916	356	431
29	721	271	361
30	934	459	356
31	985	397	454
32	1,221	510	553
33	941	390	405
34	1,063	420	521
35	671	246	352
36	557	188	312
37	760	340	328
38	1,029	447	455
39	903	325	488
40	1,124	502	460
41	1,381	545	643
42	419	132	242
43	1,110	471	509
44	667	265	282
45	791	317	361
46	1,079	347	612
47	520	172	299
48	703	291	317
49	805	335	364
50	1,293	589	525
51	799	356	343
52	1,043	393	541
AVCB01	1,576	547	913
AVCB02	419	147	248
AVCB03	134	62	63

AVCB04	158	65	83
AVCB05	277	118	141
AVCB06	4,166	1,692	2,157
AVCB07	2,804	1,091	1,525
AVCB08	3,420	1,405	1,745
AVCB09	4,018	1,612	2,069
	61,059	24,046	30,436

UTICA

01	342	125	181
02	720	325	298
03	747	276	372
AVCB01	597	219	308
	2,406	945	1,159

WARREN

01	537	49	454
02	563	146	351
03	489	97	349
04	806	156	556
06	375	99	224
08	531	151	334
10	777	175	511
11	412	115	260
12	527	157	311
13	659	170	412
15	389	71	282
16	423	90	308
17	441	73	334
18	457	89	325
20	435	83	306
21	386	91	248
22	325	67	243
23	426	82	303
24	667	158	435
26	434	104	295
27	229	74	123
28	301	95	177
29	1,006	237	676
32	471	111	310
33	411	94	261
34	687	139	471
36	669	178	404
37	487	124	297
38	453	91	323
39	416	133	238
40	432	132	249
41	444	136	248
42	694	194	421
43	132	42	67
45	478	146	269

46	685	212	386
47	276	96	145
48	644	193	391
49	404	118	239
50	716	245	399
52	614	134	426
53	744	263	398
55	449	175	215
56	496	174	265
58	841	188	573
60	547	173	296
61	649	169	410
62	528	157	313
63	532	192	270
64	562	190	289
66	464	162	237
67	598	222	295
68	600	179	339
69	571	170	336
70	740	219	427
71	456	158	248
72	428	171	209
72A	551	55	454
73	561	200	289
74	897	290	460
76	718	224	416
78	504	173	260
80	559	217	274
81	412	76	297
82	633	237	329
84	831	245	483
85	627	232	305
86	933	342	487
88	412	134	240
90	593	197	332
92	354	134	179
93	793	203	500
94	717	260	366
96	456	172	223
97	529	200	249
98	362	128	190
99	320	111	166
99A	490	201	234
100	438	157	211
101	506	182	254
102	469	172	239
103	543	208	260
105	676	238	345

106	571	213	285
108	775	288	386
109	706	242	380
110	688	244	340
AVCB01	2,161	586	1,424
AVCB02	745	167	531
AVCB03	283	77	194
AVCB04	1,386	431	844
AVCB05	3,002	957	1,792
AVCB06	1,351	378	882
AVCB07	3,223	1,057	1,919
AVCB08	2,171	662	1,353
AVCB09	825	257	501
	62,684	18,656	37,354
WASHINGTON TOWNSHIP			
01	689	255	303
02	1,023	434	443
03	936	438	339
04	1,048	389	497
05	971	471	351
06	785	412	263
07	993	517	309
08	813	401	291
09	1,258	612	439
AVCB01	4,894	2,243	2,093
	13,410	6,172	5,328
TOTALS			
	422,358	145,987	228,670

■ Yellow in the TOTALS column means precinct hasn't reported

These same results may also be obtained via:

- > Election Telephone Hotline: 586.469.5209
- > 24-Hour Fax (Within MI): 1.888.99.CLERK (request document number 6700)
- > 24-Hour Fax (Outside of MI): 1.310.575.5035 (request document number 6700)



Election Results

Public Works Commissioner One 4-year term

official results, updated November 19, 3:06 PM

[Race List](#) | [Race Summary](#) | [Race Details](#) | [Race Details \(Printer Friendly\)](#)

	POLL BOOK TOTALS	Anthony V. Marrocco (DEM)	Michael Barber (REP)
ARMADA TOWNSHIP			
01	1,259	536	512
02	842	331	332
AVCB01	852	384	333
	2,953	1,251	1,177
BRUCE TOWNSHIP			
01	738	346	268
02	1,208	424	572
03	754	335	286
04	796	287	369
AVCB01	1,525	603	673
	5,021	1,995	2,168
CENTER LINE			
01	733	393	248
02	492	303	139
03	940	650	202
04	479	291	130
05	486	287	144
AVCB01	890	622	184
	4,020	2,546	1,047

■ Yellow in the TOTALS column means precinct hasn't reported

These same results may also be obtained via:

- > Election Telephone Hotline: 586.469.5209
- > 24-Hour Fax (Within MI): 1.888.99.CLERK (request document number 6700)
- > 24-Hour Fax (Outside of MI): 1.310.575.5035 (request document number 6700)



Election Results

Public Works Commissioner One 4-year term

official results, updated November 19, 3:06 PM

[Race List](#) | [Race Summary](#) | [Race Details](#) | [Race Details \(Printer Friendly\)](#)

	POLL BOOK TOTALS	Anthony V. Marrocco (DEM)	Michael Barber (REP)
ARMADA TOWNSHIP			
01	1,259	536	512
02	842	331	332
AVCB01	852	384	333
	2,953	1,251	1,177
BRUCE TOWNSHIP			
01	738	346	268
02	1,208	424	572
03	754	335	286
04	796	287	369
AVCB01	1,525	603	673
	5,021	1,995	2,168
CENTER LINE			
01	733	393	248
02	492	303	139
03	940	650	202
04	479	291	130
05	486	287	144
AVCB01	890	622	184
	4,020	2,546	1,047
CHESTERFIELD CHARTER TOWNSHIP			
01	1,008	530	354
02	1,078	567	368
03	1,403	716	502
04	314	154	115
05	857	419	283
06	968	464	340
07	1,072	544	387
08	975	491	333
09	1,109	572	384
10	831	391	331
11	874	451	257
12	534	275	169
13	1,064	534	356
14	604	304	229
15	517	383	81

16	530	287	170
17	214	101	76
18	1,190	719	313
19	350	157	150
20	706	329	270
AVCB01	1,312	703	471
AVCB02	2,195	1,147	829
AVCB03	1,905	957	740
	21,610	11,195	7,508

CLINTON TOWNSHIP

01	647	353	201
02	361	181	126
03	929	592	224
04	632	417	158
05	886	788	39
06	849	546	211
07	449	284	127
08	741	445	208
09	554	323	169
10	632	331	233
11	707	449	185
12	490	297	122
13	864	524	245
14	370	227	102
15	748	451	221
16	697	386	233
17	1,026	703	205
18	757	395	256
19	474	223	206
20	842	568	177
21	394	234	112
22	946	684	158
23	978	515	326
24	568	307	191
25	808	531	214
26	897	495	319
27	612	314	234
28	596	491	67
29	964	448	376
30	775	462	214
31	1,053	599	285
32	507	243	205
33	1,223	744	344
34	794	562	120
35	908	477	306
36	1,007	607	275
37	1,018	570	290
38	702	312	301

39	588	303	210
40	922	496	287
41	829	476	236
42	1,139	699	266
43	270	130	105
44	973	544	304
45	809	356	362
46	579	327	199
AVCB01	4,394	2,426	1,576
AVCB02	2,028	1,225	621
AVCB03	3,806	2,180	1,302
AVCB04	840	495	263
AVCB05	764	534	159
AVCB06	768	462	256
AVCB07	1,316	711	485
AVCB08	1,649	1,008	527
	50,079	29,450	15,143

EASTPOINTE

01	1,007	693	184
02	761	489	176
03	1,032	663	251
04	1,085	689	274
05	985	613	254
06	748	476	179
07	1,111	917	111
08	912	731	108
09	880	597	188
10	754	530	136
11	805	514	194
12	933	606	204
13	811	517	204
14	1,179	847	200
AVCB01	2,869	2,001	642
AVCB02	466	304	117
	16,338	11,187	3,422

FRASER

01	737	394	233
02	989	502	370
03	1,149	660	312
04	979	581	272
05	339	186	101
06	1,062	493	416
07	578	360	135
AVCB01	1,335	789	399
AVCB02	830	494	253
	7,998	4,459	2,491

HARRISON CHARTER TOWNSHIP

01	961	590	261
02	670	376	208

03	784	409	259
04	1,269	629	443
05	908	373	397
06	1,232	615	399
07	999	457	399
08	265	191	49
09	554	207	269
10	672	326	241
11	799	498	195
12	373	218	93
AVCB01	4,196	2,092	1,613
	13,682	6,981	4,826

LAKE TOWNSHIP

01	40	11	23
	40	11	23

LENOX TOWNSHIP

01	603	256	251
02	990	478	376
03	1,010	684	232
04	565	345	167
AVCB01	1,176	630	425
	4,344	2,393	1,451

MACOMB TOWNSHIP

01	839	381	335
02	897	469	296
03	925	456	351
04	1,104	588	388
05	828	399	294
06	792	406	267
07	864	426	319
08	877	479	290
09	835	384	330
10	843	515	220
11	1,154	588	411
12	786	411	259
13	987	471	353
14	1,066	505	393
15	858	420	329
16	1,302	547	537
17	1,107	566	386
18	772	477	216
19	634	400	152
20	1,038	492	373
21	952	492	319
22	864	389	304
23	656	302	260
24	625	304	245
25	775	386	271

26	600	291	224
27	602	298	232
28	602	303	226
29	911	477	321
30	959	463	377
31	351	156	147
32	954	439	367
33	643	354	223
34	861	426	319
35	620	336	207
AVCB01	4,539	2,330	1,759
AVCB02	5,249	2,859	1,856
	39,271	19,985	14,156

MEMPHIS

01	398	154	184
	398	154	184

MT. CLEMENS

01	687	571	71
02	828	456	269
03	735	451	199
04	701	427	159
05	672	566	58
06	735	496	161
08	616	420	137
09	877	467	290
AVCB01	1,924	1,258	504
	7,775	5,112	1,848

NEW BALTIMORE

01	751	373	263
02	592	282	225
03	1,266	612	468
04	980	493	335
05	994	433	396
AVCB01	1,530	751	605
	6,113	2,944	2,292

RAY TOWNSHIP

01	643	243	292
02	860	334	394
AVCB01	635	247	301
	2,138	824	987

RICHMOND TOWNSHIP

01	892	339	424
02	1,025	406	449
	1,917	745	873

RICHMOND CITY

01	1,167	543	451
02	989	452	376
AVCB01	749	379	293
	2,905	1,374	1,120

ROSEVILLE

01	576	360	154
02	677	413	170
03	1,017	711	216
04	606	370	167
05	1,147	754	262
06	900	574	234
07	604	389	138
08	998	619	273
09	756	464	211
10	561	334	149
11	553	317	159
12	713	452	178
13	574	355	153
14	859	547	209
15	1,194	820	249
16	1,307	823	320
17	808	504	204
18	831	565	182
19	574	332	177
20	675	428	171
21	1,078	756	211
AVCB01	3,291	2,169	816
AVCB02	1,781	1,205	436
	22,080	14,261	5,439

SHELBY TOWNSHIP

01	1,318	502	602
02	1,095	465	466
03	669	301	274
04	874	349	369
05	1,187	585	424
06	1,013	577	292
07	877	349	387
08	540	201	248
09	869	473	255
10	772	308	326
11	990	468	346
12	676	280	288
13	519	227	198
14	1,019	441	446
15	553	227	228
16	1,109	360	583
17	1,488	618	654
18	662	298	247
19	720	314	309
20	618	337	201
21	775	487	171
22	1,179	444	566
23			

	1,054	387	510
24	1,203	430	569
25	968	413	434
26	646	370	205
27	931	501	326
28	731	348	289
29	770	348	320
AVCB01	4,506	2,283	1,761
AVCB02	7,138	3,104	3,182
AVCB03	834	344	400
AVCB04	89	39	32
	38,392	17,178	15,908

ST. CLAIR SHORES

01	1,160	536	461
02	1,030	570	309
03	981	494	325
04	798	447	245
05	1,294	693	412
06	1,164	744	272
07	849	498	245
08	1,107	554	364
09	574	316	182
10	1,282	685	390
11	567	298	188
12	1,248	665	436
13	1,317	622	503
14	621	314	205
15	1,317	685	409
16	1,157	597	382
17	1,294	690	405
18	1,021	570	307
19	898	449	280
20	586	318	200
21	957	545	273
22	892	496	284
23	1,111	611	360
24	1,114	636	328
AVCB01	3,204	1,732	1,114
AVCB02	2,324	1,324	753
AVCB03	1,618	860	588
AVCB04	4,240	2,415	1,379
	35,725	19,364	11,599

STERLING HEIGHTS

01	852	489	264
02	970	523	345
03	1,035	633	262
04	1,431	839	401
05	943	561	272
06	1,116	611	362

08	523	272	194
09	932	504	344
10	904	511	286
11	994	560	292
12	695	388	219
13	329	189	98
14	251	132	86
15	918	546	276
16	744	457	191
17	737	378	258
18	899	511	265
19	808	423	269
20	1,028	572	318
21	701	450	165
22	587	273	233
23	614	321	205
24	688	404	213
25	1,020	573	335
26	912	483	319
27	1,021	527	357
28	916	501	272
29	721	392	221
30	934	402	402
31	985	483	342
32	1,221	603	441
33	941	469	304
34	1,063	580	342
35	671	395	183
36	557	354	139
37	760	354	276
38	1,029	505	383
39	903	515	294
40	1,124	538	386
41	1,381	724	445
42	419	266	108
43	1,110	591	364
44	667	319	217
45	791	387	269
46	1,079	639	304
47	520	324	141
48	703	382	224
49	805	373	299
50	1,293	604	484
51	799	391	292
52	1,043	579	344
AVCB01	1,576	946	500
AVCB02	419	249	142
AVCB03	134	75	48

AVCB04	158	88	55
AVCB05	277	154	96
AVCB06	4,166	2,315	1,439
AVCB07	2,804	1,565	1,018
AVCB08	3,420	1,922	1,152
AVCB09	4,018	2,174	1,413
	61,059	33,288	20,168

UTICA

01	342	184	116
02	720	350	268
03	747	394	249
AVCB01	597	325	191
	2,406	1,253	824

WARREN

01	537	469	38
02	563	370	134
03	489	352	93
04	806	550	150
06	375	235	89
08	531	342	136
10	777	513	165
11	412	264	105
12	527	324	150
13	659	439	143
15	389	283	69
16	423	325	76
17	441	341	68
18	457	336	79
20	435	314	69
21	386	257	88
22	325	244	55
23	426	309	79
24	667	442	152
26	434	303	89
27	229	128	69
28	301	181	89
29	1,006	699	212
32	471	320	102
33	411	259	91
34	687	476	140
36	669	416	160
37	487	306	118
38	453	344	68
39	416	248	127
40	432	260	124
41	444	271	109
42	694	429	176
43	132	79	33
45	478	273	136

46	685	418	189
47	276	165	74
48	644	403	168
49	404	246	110
50	716	416	224
52	614	423	128
53	744	437	226
55	449	238	148
56	496	271	163
58	841	575	175
60	547	306	154
61	649	413	157
62	528	322	148
63	532	297	165
64	562	316	160
66	464	264	142
67	598	333	191
68	600	367	152
69	571	351	146
70	740	433	210
71	456	269	134
72	428	225	156
72A	551	457	52
73	561	301	189
74	897	480	273
76	718	457	176
78	504	280	152
80	559	307	183
81	412	307	67
82	633	357	203
84	831	501	213
85	627	316	209
86	933	528	296
88	412	255	112
90	593	354	168
92	354	196	111
93	793	527	170
94	717	410	208
96	456	240	145
97	529	268	177
98	362	184	129
99	320	189	90
99A	490	262	177
100	438	226	142
101	506	280	163
102	469	242	162
103	543	290	174
105	676	365	213

106	571	302	185
108	775	422	253
109	706	430	179
110	688	387	193
AVCB01	2,161	1,448	549
AVCB02	745	519	171
AVCB03	283	198	66
AVCB04	1,386	848	416
AVCB05	3,002	1,848	864
AVCB06	1,351	887	363
AVCB07	3,223	1,921	1,011
AVCB08	2,171	1,373	625
AVCB09	825	500	258
	62,684	38,851	16,788
WASHINGTON TOWNSHIP			
01	689	295	247
02	1,023	454	411
03	936	330	428
04	1,048	535	344
05	971	332	465
06	785	275	395
07	993	330	490
08	813	310	371
09	1,258	484	552
AVCB01	4,894	1,961	2,331
	13,410	5,306	6,034
TOTALS			
	422,358	232,107	137,476

■ Yellow in the TOTALS column means precinct hasn't reported

These same results may also be obtained via:

- > Election Telephone Hotline: 586.469.5209
- > 24-Hour Fax (Within MI): 1.888.99.CLERK (request document number 6700)
- > 24-Hour Fax (Outside of MI): 1.310.575.5035 (request document number 6700)



Election Results

County Commissioner - District 1 One 2-year term

official results, updated November 19, 3:06 PM

[Race List](#) | [Race Summary](#) | [Race Details](#) | [Race Details \(Printer Friendly\)](#)

	POLL BOOK TOTALS	Andrey Duzyj (DEM)	Daniel Buchholtz (REP)
WARREN			
01	537	463	45
02	563	356	144
03	489	358	92
04	806	551	160
06	375	225	93
08	531	332	144
10	777	525	164
11	412	265	107
12	527	323	153
13	659	437	150
15	389	277	72
23	426	290	91
38	453	324	87
39	416	263	114
40	432	255	120
41	444	267	122
42	694	427	186
68	600	355	163
72	428	211	158

■ Yellow in the TOTALS column means precinct hasn't reported

These same results may also be obtained via:

- > Election Telephone Hotline: 586.469.5209
- > 24-Hour Fax (Within MI): 1.888.99.CLERK (request document number 6700)
- > 24-Hour Fax (Outside of MI): 1.310.575.5035 (request document number 6700)



Election Results

County Commissioner - District 1 One 2-year term

official results, updated November 19, 3:06 PM

[Race List](#) | [Race Summary](#) | [Race Details](#) | [Race Details \(Printer Friendly\)](#)

	POLL BOOK TOTALS	Andrey Duzyj (DEM)	Daniel Buchholtz (REP)
WARREN			
01	537	463	45
02	563	356	144
03	489	358	92
04	806	551	160
06	375	225	93
08	531	332	144
10	777	525	164
11	412	265	107
12	527	323	153
13	659	437	150
15	389	277	72
23	426	290	91
38	453	324	87
39	416	263	114
40	432	255	120
41	444	267	122
42	694	427	186
68	600	355	163
72	428	211	158
AVCB01	2,161	1,469	527
	12,119	7,973	2,892
TOTALS			
	12,119	7,973	2,892

■ Yellow in the TOTALS column means precinct hasn't reported

These same results may also be obtained via:

- > Election Telephone Hotline: 586.469.5209
- > 24-Hour Fax (Within MI): 1.888.99.CLERK (request document number 6700)
- > 24-Hour Fax (Outside of MI): 1.310.575.5035 (request document number 6700)



Election Results

County Commissioner - District 2 One 2-year term

official results, updated November 19, 3:06 PM

[Race List](#) | [Race Summary](#) | [Race Details](#) | [Race Details \(Printer Friendly\)](#)

	POLL BOOK TOTALS	Marvin E. Sauger (DEM)	Richard William Wanicke (REP)
CENTER LINE			
01	733	462	199
02	492	325	125
03	940	675	186
04	479	332	104
05	486	301	134
AVCB01	890	696	140
	4,020	2,791	888
WARREN			
16	423	319	82
17	441	338	71
18	457	339	76
20	435	306	71
21	386	263	78
22	325	241	61
24	667	451	144
26	434	301	90
27	229	127	65
28	301	181	86
32	471	314	102

■ Yellow in the TOTALS column means precinct hasn't reported

These same results may also be obtained via:

- > Election Telephone Hotline: 586.469.5209
- > 24-Hour Fax (Within MI): 1.888.99.CLERK (request document number 6700)
- > 24-Hour Fax (Outside of MI): 1.310.575.5035 (request document number 6700)



Election Results

County Commissioner - District 2 One 2-year term

official results, updated November 19, 3:06 PM

[Race List](#) | [Race Summary](#) | [Race Details](#) | [Race Details \(Printer Friendly\)](#)

	POLL BOOK TOTALS	Marvin E. Sauger (DEM)	Richard William Wanicke (REP)
CENTER LINE			
01	733	462	199
02	492	325	125
03	940	675	186
04	479	332	104
05	486	301	134
AVCB01	890	696	140
	4,020	2,791	888
WARREN			
16	423	319	82
17	441	338	71
18	457	339	76
20	435	306	71
21	386	263	78
22	325	241	61
24	667	451	144
26	434	301	90
27	229	127	65
28	301	181	86
32	471	314	102
33	411	253	92
34	687	461	146
AVCB02	745	530	154
	6,412	4,424	1,318
TOTALS			
	10,432	7,215	2,206

■ Yellow in the TOTALS column means precinct hasn't reported

These same results may also be obtained via:

- > Election Telephone Hotline: 586.469.5209
- > 24-Hour Fax (Within MI): 1.888.99.CLERK (request document number 6700)
- > 24-Hour Fax (Outside of MI): 1.310.575.5035 (request document number 6700)



Election Results

County Commissioner - District 3 One 2-year term

official results, updated November 19, 3:06 PM

[Race List](#) | [Race Summary](#) | [Race Details](#) | [Race Details \(Printer Friendly\)](#)

	POLL BOOK TOTALS	Phillip A. DiMaria (DEM)
EASTPOINTE		
01	1,007	760
04	1,085	829
05	985	746
06	748	565
07	1,111	963
08	912	778
09	880	660
10	754	600
11	805	603
12	933	721
13	811	589
14	1,179	947
AVCB01	2,869	2,280
	14,079	11,041
TOTALS		
	14,079	11,041

■ Yellow in the TOTALS column means precinct hasn't reported

These same results may also be obtained via:

- > Election Telephone Hotline: 586.469.5209
- > 24-Hour Fax (Within MI): 1.888.99.CLERK (request document number 6700)
- > 24-Hour Fax (Outside of MI): 1.310.575.5035 (request document number 6700)



Election Results

County Commissioner - District 3 One 2-year term

official results, updated November 19, 3:06 PM

[Race List](#) | [Race Summary](#) | [Race Details](#) | [Race Details \(Printer Friendly\)](#)

	POLL BOOK TOTALS	Phillip A. DiMaria (DEM)
EASTPOINTE		
01	1,007	760
04	1,085	829
05	985	746
06	748	565
07	1,111	963
08	912	778
09	880	660
10	754	600
11	805	603
12	933	721
13	811	589
14	1,179	947
AVCB01	2,869	2,280
	14,079	11,041
TOTALS		
	14,079	11,041

■ Yellow in the TOTALS column means precinct hasn't reported

These same results may also be obtained via:

- > Election Telephone Hotline: 586.469.5209
- > 24-Hour Fax (Within MI): 1.888.99.CLERK (request document number 6700)
- > 24-Hour Fax (Outside of MI): 1.310.575.5035 (request document number 6700)



Election Results

County Commissioner - District 4 One 2-year term

official results, updated November 19, 3:06 PM

[Race List](#) | [Race Summary](#) | [Race Details](#) | [Race Details \(Printer Friendly\)](#)

	POLL BOOK TOTALS	Chuck Anglin (REP)	Toni Mocerri (DEM)
WARREN			
43	132	36	73
69	571	140	364
70	740	205	448
71	456	126	294
72A	551	58	453
73	561	186	314
74	897	281	497
81	412	78	299
82	633	207	363
84	831	242	504
85	627	216	331
86	933	301	539
88	412	111	262
99	320	93	193
99A	490	207	237
100	438	164	226
101	506	166	284
102	469	176	246
103	543	189	285
105	676	225	389

■ Yellow in the TOTALS column means precinct hasn't reported

These same results may also be obtained via:

- > Election Telephone Hotline: 586.469.5209
- > 24-Hour Fax (Within MI): 1.888.99.CLERK (request document number 6700)
- > 24-Hour Fax (Outside of MI): 1.310.575.5035 (request document number 6700)



Election Results

County Commissioner - District 4 One 2-year term

official results, updated November 19, 3:06 PM

[Race List](#) | [Race Summary](#) | [Race Details](#) | [Race Details \(Printer Friendly\)](#)

	POLL BOOK TOTALS	Chuck Anglin (REP)	Toni Mocerri (DEM)
WARREN			
43	132	36	73
69	571	140	364
70	740	205	448
71	456	126	294
72A	551	58	453
73	561	186	314
74	897	281	497
81	412	78	299
82	633	207	363
84	831	242	504
85	627	216	331
86	933	301	539
88	412	111	262
99	320	93	193
99A	490	207	237
100	438	164	226
101	506	166	284
102	469	176	246
103	543	189	285
105	676	225	389
AVCB04	1,386	423	868
AVCB05	3,002	988	1,812
	15,586	4,818	9,281
TOTALS			
	15,586	4,818	9,281

■ Yellow in the TOTALS column means precinct hasn't reported

These same results may also be obtained via:

- > Election Telephone Hotline: 586.469.5209
- > 24-Hour Fax (Within MI): 1.888.99.CLERK (request document number 6700)
- > 24-Hour Fax (Outside of MI): 1.310.575.5035 (request document number 6700)



Election Results

County Commissioner - District 5 One 2-year term

official results, updated November 19, 3:06 PM

[Race List](#) | [Race Summary](#) | [Race Details](#) | [Race Details \(Printer Friendly\)](#)

	POLL BOOK TOTALS	Brian P. Sumeracki (UST)	Ronald Singer (REP)	Susan L. Doherty (DEM)
WARREN				
45	478	29	107	282
46	685	40	168	398
47	276	9	80	153
48	644	33	136	413
49	404	20	96	234
56	496	26	138	278
58	841	22	143	596
63	532	26	156	276
64	562	33	143	303
76	718	38	149	459
78	504	19	139	280
80	559	15	174	299
90	593	25	138	357
94	717	26	188	408
96	456	15	129	256
97	529	13	174	258
98	362	21	110	175
106	571	21	174	297
108	775	19	223	423

■ Yellow in the TOTALS column means precinct hasn't reported

These same results may also be obtained via:

- > Election Telephone Hotline: 586.469.5209
- > 24-Hour Fax (Within MI): 1.888.99.CLERK (request document number 6700)
- > 24-Hour Fax (Outside of MI): 1.310.575.5035 (request document number 6700)



Election Results

County Commissioner - District 5 One 2-year term

official results, updated November 19, 3:06 PM

[Race List](#) | [Race Summary](#) | [Race Details](#) | [Race Details \(Printer Friendly\)](#)

	POLL BOOK TOTALS	Brian P. Sumeracki (UST)	Ronald Singer (REP)	Susan L. Doherty (DEM)
WARREN				
45	478	29	107	282
46	685	40	168	398
47	276	9	80	153
48	644	33	136	413
49	404	20	96	234
56	496	26	138	278
58	841	22	143	596
63	532	26	156	276
64	562	33	143	303
76	718	38	149	459
78	504	19	139	280
80	559	15	174	299
90	593	25	138	357
94	717	26	188	408
96	456	15	129	256
97	529	13	174	258
98	362	21	110	175
106	571	21	174	297
108	775	19	223	423
AVCB06	1,351	46	308	908
AVCB07	3,223	128	877	1,934
	15,276	624	3,950	8,987
TOTALS				
	15,276	624	3,950	8,987

■ Yellow in the TOTALS column means precinct hasn't reported

These same results may also be obtained via:

- > Election Telephone Hotline: 586.469.5209
- > 24-Hour Fax (Within MI): 1.888.99.CLERK (request document number 6700)
- > 24-Hour Fax (Outside of MI): 1.310.575.5035 (request document number 6700)



Election Results

County Commissioner - District 6 One 2-year term

official results, updated November 19, 3:06 PM

[Race List](#) | [Race Summary](#) | [Race Details](#) | [Race Details \(Printer Friendly\)](#)

	POLL BOOK TOTALS	Catherine Cappellaro Smith (REP)	Joan Flynn (DEM)	Michael Brylewski (LIB)
STERLING HEIGHTS				
03	1,035	254	595	45
04	1,431	403	771	55
05	943	246	528	50
AVCB01	1,576	447	947	53
	4,985	1,350	2,841	203
WARREN				
29	1,006	185	687	38
50	716	219	364	54
53	744	219	422	27
55	449	132	244	16
60	547	129	324	21
61	649	154	397	27
62	528	120	316	29
66	464	144	248	20
67	598	185	306	34
92	354	117	182	11
93	793	166	513	29
109	706	193	376	49
110	688	178	387	28

■ Yellow in the TOTALS column means precinct hasn't reported

These same results may also be obtained via:

- > Election Telephone Hotline: 586.469.5209
- > 24-Hour Fax (Within MI): 1.888.99.CLERK (request document number 6700)
- > 24-Hour Fax (Outside of MI): 1.310.575.5035 (request document number 6700)



County Commissioner - District 6

One 2-year term

official results, updated November 19, 3:06 PM

[Race List](#) |
 [Race Summary](#) |
 [Race Details](#) |
 [Race Details \(Printer Friendly\)](#)

	POLL BOOK TOTALS	Catherine Cappellaro Smith (REP)	Joan Flynn (DEM)	Michael Brylewski (LIB)
STERLING HEIGHTS				
03	1,035	254	595	45
04	1,431	403	771	55
05	943	246	528	50
AVCB01	1,576	447	947	53
	4,985	1,350	2,841	203
WARREN				
29	1,006	185	687	38
50	716	219	364	54
53	744	219	422	27
55	449	132	244	16
60	547	129	324	21
61	649	154	397	27
62	528	120	316	29
66	464	144	248	20
67	598	185	306	34
92	354	117	182	11
93	793	166	513	29
109	706	193	376	49
110	688	178	387	28
AVCB08	2,171	557	1,415	65
AVCB09	825	228	510	24
	11,238	2,926	6,691	472
TOTALS				
	16,223	4,276	9,532	675

■ Yellow in the TOTALS column means precinct hasn't reported

These same results may also be obtained via:

- > Election Telephone Hotline: 586.469.5209
- > 24-Hour Fax (Within MI): 1.888.99.CLERK (request document number 6700)
- > 24-Hour Fax (Outside of MI): 1.310.575.5035 (request document number 6700)



Election Results

County Commissioner - District 7 One 2-year term

official results, updated November 19, 3:06 PM

[Race List](#) | [Race Summary](#) | [Race Details](#) | [Race Details \(Printer Friendly\)](#)

	POLL BOOK TOTALS	Jerry Moskwa (DEM)	Sue Rocca (REP)
STERLING HEIGHTS			
10	904	373	424
11	994	414	461
12	695	268	352
13	329	128	163
20	1,028	381	545
21	701	347	270
29	721	271	370
30	934	251	577
31	985	340	501
32	1,221	376	717
33	941	313	491
34	1,063	390	554
40	1,124	355	601
AVCB02	419	186	212
AVCB03	134	53	74
AVCB06	4,166	1,566	2,288
	16,359	6,012	8,600
TOTALS			
	16,359	6,012	8,600

■ Yellow in the TOTALS column means precinct hasn't reported

These same results may also be obtained via:

- > Election Telephone Hotline: 586.469.5209
- > 24-Hour Fax (Within MI): 1.888.99.CLERK (request document number 6700)
- > 24-Hour Fax (Outside of MI): 1.310.575.5035 (request document number 6700)



Election Results

County Commissioner - District 7 One 2-year term

official results, updated November 19, 3:06 PM

[Race List](#) | [Race Summary](#) | [Race Details](#) | [Race Details \(Printer Friendly\)](#)

	POLL BOOK TOTALS	Jerry Moskwa (DEM)	Sue Rocca (REP)
STERLING HEIGHTS			
10	904	373	424
11	994	414	461
12	695	268	352
13	329	128	163
20	1,028	381	545
21	701	347	270
29	721	271	370
30	934	251	577
31	985	340	501
32	1,221	376	717
33	941	313	491
34	1,063	390	554
40	1,124	355	601
AVCB02	419	186	212
AVCB03	134	53	74
AVCB06	4,166	1,566	2,288
	16,359	6,012	8,600
TOTALS			
	16,359	6,012	8,600

■ Yellow in the TOTALS column means precinct hasn't reported

These same results may also be obtained via:

- > Election Telephone Hotline: 586.469.5209
- > 24-Hour Fax (Within MI): 1.888.99.CLERK (request document number 6700)
- > 24-Hour Fax (Outside of MI): 1.310.575.5035 (request document number 6700)



Election Results

County Commissioner - District 8 One 2-year term

official results, updated November 19, 3:06 PM

[Race List](#) | [Race Summary](#) | [Race Details](#) | [Race Details \(Printer Friendly\)](#)

	POLL BOOK TOTALS	David J. Flynn (DEM)	Fred Kummer (REP)
STERLING HEIGHTS			
01	852	518	238
02	970	557	313
06	1,116	613	345
08	523	286	187
09	932	499	345
14	251	130	85
15	918	550	272
16	744	473	183
17	737	418	235
46	1,079	642	297
47	520	331	135
AVCB04	158	79	54
AVCB05	277	158	95
AVCB07	2,804	1,601	970
	11,881	6,855	3,754
TOTALS			
	11,881	6,855	3,754

■ Yellow in the TOTALS column means precinct hasn't reported

These same results may also be obtained via:

- > Election Telephone Hotline: 586.469.5209
- > 24-Hour Fax (Within MI): 1.888.99.CLERK (request document number 6700)
- > 24-Hour Fax (Outside of MI): 1.310.575.5035 (request document number 6700)



Election Results

County Commissioner - District 8 One 2-year term

official results, updated November 19, 3:06 PM

[Race List](#) | [Race Summary](#) | [Race Details](#) | [Race Details \(Printer Friendly\)](#)

	POLL BOOK TOTALS	David J. Flynn (DEM)	Fred Kummer (REP)
STERLING HEIGHTS			
01	852	518	238
02	970	557	313
06	1,116	613	345
08	523	286	187
09	932	499	345
14	251	130	85
15	918	550	272
16	744	473	183
17	737	418	235
46	1,079	642	297
47	520	331	135
AVCB04	158	79	54
AVCB05	277	158	95
AVCB07	2,804	1,601	970
	11,881	6,855	3,754
TOTALS			
	11,881	6,855	3,754

■ Yellow in the TOTALS column means precinct hasn't reported

These same results may also be obtained via:

- > Election Telephone Hotline: 586.469.5209
- > 24-Hour Fax (Within MI): 1.888.99.CLERK (request document number 6700)
- > 24-Hour Fax (Outside of MI): 1.310.575.5035 (request document number 6700)



Election Results

County Commissioner - District 9 One 2-year term

official results, updated November 19, 3:06 PM

[Race List](#) | [Race Summary](#) | [Race Details](#) | [Race Details \(Printer Friendly\)](#)

	POLL BOOK TOTALS	Linda L. Luotonen (REP)	Robert Mijac (DEM)
STERLING HEIGHTS			
18	899	223	583
19	808	231	479
22	587	232	274
23	614	200	331
24	688	207	414
25	1,020	317	600
26	912	271	558
27	1,021	295	605
28	916	264	509
35	671	172	414
36	557	138	356
37	760	207	470
51	799	284	394
AVCB08	3,420	925	2,220
	13,672	3,966	8,207
TOTALS			
	13,672	3,966	8,207

■ Yellow in the TOTALS column means precinct hasn't reported

These same results may also be obtained via:

- > Election Telephone Hotline: 586.469.5209
- > 24-Hour Fax (Within MI): 1.888.99.CLERK (request document number 6700)
- > 24-Hour Fax (Outside of MI): 1.310.575.5035 (request document number 6700)



Election Results

County Commissioner - District 9 One 2-year term

official results, updated November 19, 3:06 PM

[Race List](#) | [Race Summary](#) | [Race Details](#) | [Race Details \(Printer Friendly\)](#)

	POLL BOOK TOTALS	Linda L. Luotonen (REP)	Robert Mijac (DEM)
STERLING HEIGHTS			
18	899	223	583
19	808	231	479
22	587	232	274
23	614	200	331
24	688	207	414
25	1,020	317	600
26	912	271	558
27	1,021	295	605
28	916	264	509
35	671	172	414
36	557	138	356
37	760	207	470
51	799	284	394
AVCB08	3,420	925	2,220
	13,672	3,966	8,207
TOTALS			
	13,672	3,966	8,207

■ Yellow in the TOTALS column means precinct hasn't reported

These same results may also be obtained via:

- > Election Telephone Hotline: 586.469.5209
- > 24-Hour Fax (Within MI): 1.888.99.CLERK (request document number 6700)
- > 24-Hour Fax (Outside of MI): 1.310.575.5035 (request document number 6700)



Election Results

County Commissioner - District 10 One 2-year term

official results, updated November 19, 3:06 PM

[Race List](#) | [Race Summary](#) | [Race Details](#) | [Race Details \(Printer Friendly\)](#)

	POLL BOOK TOTALS	Ken Lampar (DEM)	Philis DeSaele (REP)
STERLING HEIGHTS			
38	1,029	464	445
39	903	481	335
41	1,381	650	530
42	419	234	133
43	1,110	512	463
44	667	316	241
45	791	344	356
48	703	356	283
49	805	331	379
50	1,293	560	544
52	1,043	522	400
AVCB09	4,018	1,966	1,746
	14,162	6,736	5,855
UTICA			
01	342	180	131
02	720	316	326
03	747	353	299
AVCB01	597	311	226
	2,406	1,160	982
TOTALS			

■ Yellow in the TOTALS column means precinct hasn't reported

These same results may also be obtained via:

- > Election Telephone Hotline: 586.469.5209
- > 24-Hour Fax (Within MI): 1.888.99.CLERK (request document number 6700)
- > 24-Hour Fax (Outside of MI): 1.310.575.5035 (request document number 6700)



Election Results

County Commissioner - District 10 One 2-year term

official results, updated November 19, 3:06 PM

[Race List](#) | [Race Summary](#) | [Race Details](#) | [Race Details \(Printer Friendly\)](#)

	POLL BOOK TOTALS	Ken Lampar (DEM)	Phillis DeSaele (REP)
STERLING HEIGHTS			
38	1,029	464	445
39	903	481	335
41	1,381	650	530
42	419	234	133
43	1,110	512	463
44	667	316	241
45	791	344	356
48	703	356	283
49	805	331	379
50	1,293	560	544
52	1,043	522	400
AVCB09	4,018	1,966	1,746
	14,162	6,736	5,855
UTICA			
01	342	180	131
02	720	316	326
03	747	353	299
AVCB01	597	311	226
	2,406	1,160	982
TOTALS			
	16,568	7,896	6,837

■ Yellow in the TOTALS column means precinct hasn't reported

These same results may also be obtained via:

- > Election Telephone Hotline: 586.469.5209
- > 24-Hour Fax (Within MI): 1.888.99.CLERK (request document number 6700)
- > 24-Hour Fax (Outside of MI): 1.310.575.5035 (request document number 6700)



Election Results

County Commissioner - District 11 One 2-year term

official results, updated November 19, 3:06 PM

[Race List](#) | [Race Summary](#) | [Race Details](#) | [Race Details \(Printer Friendly\)](#)

	POLL BOOK TOTALS	Ed Szczepanski (REP)
SHELBY TOWNSHIP		
02	1,095	694
03	669	399
04	874	536
06	1,013	547
09	869	455
10	772	472
11	990	542
20	618	350
21	775	349
25	968	629
27	931	532
28	731	435
29	770	486
AVCB01	4,506	2,732
	15,581	9,158
TOTALS		
	15,581	9,158

■ Yellow in the TOTALS column means precinct hasn't reported

These same results may also be obtained via:

- > Election Telephone Hotline: 586.469.5209
- > 24-Hour Fax (Within MI): 1.888.99.CLERK (request document number 6700)
- > 24-Hour Fax (Outside of MI): 1.310.575.5035 (request document number 6700)



Election Results

County Commissioner - District 11 One 2-year term

official results, updated November 19, 3:06 PM

[Race List](#) | [Race Summary](#) | [Race Details](#) | [Race Details \(Printer Friendly\)](#)

	POLL BOOK TOTALS	Ed Szczepanski (REP)
SHELBY TOWNSHIP		
02	1,095	694
03	669	399
04	874	536
06	1,013	547
09	869	455
10	772	472
11	990	542
20	618	350
21	775	349
25	968	629
27	931	532
28	731	435
29	770	486
AVCB01	4,506	2,732
	15,581	9,158
TOTALS		
	15,581	9,158

■ Yellow in the TOTALS column means precinct hasn't reported

These same results may also be obtained via:

- > Election Telephone Hotline: 586.469.5209
- > 24-Hour Fax (Within MI): 1.888.99.CLERK (request document number 6700)
- > 24-Hour Fax (Outside of MI): 1.310.575.5035 (request document number 6700)



Election Results

County Commissioner - District 12 One 2-year term

official results, updated November 19, 3:06 PM

[Race List](#) | [Race Summary](#) | [Race Details](#) | [Race Details \(Printer Friendly\)](#)

	POLL BOOK TOTALS	James Louis Carabelli (REP)
SHELBY TOWNSHIP		
01	1,318	862
05	1,187	680
07	877	591
08	540	331
12	676	440
13	519	306
14	1,019	687
15	553	350
16	1,109	768
17	1,488	973
18	662	402
19	720	462
22	1,179	794
23	1,054	712
26	646	370
AVCB02	7,138	4,672
AVCB04	89	53
	20,774	13,453
TOTALS		

■ Yellow in the TOTALS column means precinct hasn't reported

These same results may also be obtained via:

- > Election Telephone Hotline: 586.469.5209
- > 24-Hour Fax (Within MI): 1.888.99.CLERK (request document number 6700)
- > 24-Hour Fax (Outside of MI): 1.310.575.5035 (request document number 6700)



Election Results

County Commissioner - District 12 One 2-year term

official results, updated November 19, 3:06 PM

[Race List](#) | [Race Summary](#) | [Race Details](#) | [Race Details \(Printer Friendly\)](#)

POLL BOOK TOTALS	James Louis Carabelli (REP)
---------------------	-----------------------------------

SHELBY TOWNSHIP		
01	1,318	862
05	1,187	680
07	877	591
08	540	331
12	676	440
13	519	306
14	1,019	687
15	553	350
16	1,109	768
17	1,488	973
18	662	402
19	720	462
22	1,179	794
23	1,054	712
26	646	370
AVCB02	7,138	4,672
AVCB04	89	53
	20,774	13,453
TOTALS		
	20,774	13,453

■ Yellow in the TOTALS column means precinct hasn't reported

These same results may also be obtained via:

- > Election Telephone Hotline: 586.469.5209
- > 24-Hour Fax (Within MI): 1.888.99.CLERK (request document number 6700)
- > 24-Hour Fax (Outside of MI): 1.310.575.5035 (request document number 6700)



Election Results

County Commissioner - District 13 One 2-year term

official results, updated November 19, 3:06 PM

[Race List](#) | [Race Summary](#) | [Race Details](#) | [Race Details \(Printer Friendly\)](#)

	POLL BOOK TOTALS	Don Brown (REP)
BRUCE TOWNSHIP		
01	738	449
02	1,208	868
03	754	472
04	796	568
AVCB01	1,525	1,067
	5,021	3,424
SHELBY TOWNSHIP		
24	1,203	823
AVCB03	834	600
	2,037	1,423
WASHINGTON TOWNSHIP		
01	689	438
02	1,023	654
03	936	642
04	1,048	612
05	971	687
06	785	566
07	993	661
08	813	563
09	1,258	811

■ Yellow in the TOTALS column means precinct hasn't reported

These same results may also be obtained via:

- > Election Telephone Hotline: 586.469.5209
- > 24-Hour Fax (Within MI): 1.888.99.CLERK (request document number 6700)
- > 24-Hour Fax (Outside of MI): 1.310.575.5035 (request document number 6700)



Election Results

County Commissioner - District 13 One 2-year term

official results, updated November 19, 3:06 PM

[Race List](#) | [Race Summary](#) | [Race Details](#) | [Race Details \(Printer Friendly\)](#)

	POLL BOOK TOTALS	Don Brown (REP)
BRUCE TOWNSHIP		
01	738	449
02	1,208	868
03	754	472
04	796	568
AVCB01	1,525	1,067
	5,021	3,424
SHELBY TOWNSHIP		
24	1,203	823
AVCB03	834	600
	2,037	1,423
WASHINGTON TOWNSHIP		
01	689	438
02	1,023	654
03	936	642
04	1,048	612
05	971	687
06	785	566
07	993	661
08	813	563
09	1,258	811
AVCB01	4,894	3,419
	13,410	9,053
TOTALS		
	20,468	13,900

■ Yellow in the TOTALS column means precinct hasn't reported

These same results may also be obtained via:

- > Election Telephone Hotline: 586.469.5209
- > 24-Hour Fax (Within MI): 1.888.99.CLERK (request document number 6700)
- > 24-Hour Fax (Outside of MI): 1.310.575.5035 (request document number 6700)



Election Results

County Commissioner - District 14 One 2-year term

official results, updated November 19, 3:06 PM

[Race List](#) | [Race Summary](#) | [Race Details](#) | [Race Details \(Printer Friendly\)](#)

	POLL BOOK TOTALS	Brian Brdak (DEM)	Kurt S. Kramer (REP)	Lauren M. Zemens (LIB)
CHESTERFIELD CHARTER TOWNSHIP				
04	314	125	118	21
12	534	252	149	38
13	1,064	438	365	63
14	604	288	231	17
18	1,190	646	299	82
19	350	144	134	24
20	706	338	234	39
AVCB01	1,312	719	418	53
	6,074	2,950	1,948	337
LENOX TOWNSHIP				
01	603	249	213	47
02	990	458	344	48
03	1,010	649	212	52
04	565	319	148	36
AVCB01	1,176	680	331	57
	4,344	2,355	1,248	240
NEW BALTIMORE				
01	751	374	230	38
02	592	302	178	34

■ Yellow in the TOTALS column means precinct hasn't reported

These same results may also be obtained via:

- > Election Telephone Hotline: 586.469.5209
- > 24-Hour Fax (Within MI): 1.888.99.CLERK (request document number 6700)
- > 24-Hour Fax (Outside of MI): 1.310.575.5035 (request document number 6700)



Election Results

County Commissioner - District 14 One 2-year term

official results, updated November 19, 3:06 PM

[Race List](#) | [Race Summary](#) | [Race Details](#) | [Race Details \(Printer Friendly\)](#)

	POLL BOOK TOTALS	Brian Brdak (DEM)	Kurt S. Kramer (REP)	Lauren M. Zemens (LIB)
CHESTERFIELD CHARTER TOWNSHIP				
04	314	125	118	21
12	534	252	149	38
13	1,064	438	365	63
14	604	288	231	17
18	1,190	646	299	82
19	350	144	134	24
20	706	338	234	39
AVCB01	1,312	719	418	53
	6,074	2,950	1,948	337
LENOX TOWNSHIP				
01	603	249	213	47
02	990	458	344	48
03	1,010	649	212	52
04	565	319	148	36
AVCB01	1,176	680	331	57
	4,344	2,355	1,248	240
NEW BALTIMORE				
01	751	374	230	38
02	592	302	178	34
03	1,266	593	431	53
04	980	513	293	51
05	994	458	345	42
AVCB01	1,530	854	471	66
	6,113	3,094	1,948	284
RICHMOND CITY				
01	1,167	591	386	45
02	989	472	329	46
AVCB01	749	436	229	23
	2,905	1,499	944	114
TOTALS				
	19,436	9,898	6,088	975

■ Yellow in the TOTALS column means precinct hasn't reported

These same results may also be obtained via:

- > Election Telephone Hotline: 586.469.5209
- > 24-Hour Fax (Within MI): 1.888.99.CLERK (request document number 6700)
- > 24-Hour Fax (Outside of MI): 1.310.575.5035 (request document number 6700)



Election Results

County Commissioner - District 15 One 2-year term

official results, updated November 19, 3:06 PM

[Race List](#) | [Race Summary](#) | [Race Details](#) | [Race Details \(Printer Friendly\)](#)

	POLL BOOK TOTALS	Keith L. Rengert (REP)	Thomas L. McVicar (DEM)
ARMADA TOWNSHIP			
01	1,259	606	428
02	842	405	247
AVCB01	852	460	280
	2,953	1,471	955
MACOMB TOWNSHIP			
01	839	385	284
02	897	364	371
09	835	366	317
15	858	406	323
16	1,302	611	426
21	952	385	395
22	864	362	300
23	656	303	237
24	625	299	233
25	775	326	299
26	600	264	219
27	602	278	235
31	351	169	118
32	954	417	353

■ Yellow in the TOTALS column means precinct hasn't reported

These same results may also be obtained via:

- > Election Telephone Hotline: 586.469.5209
- > 24-Hour Fax (Within MI): 1.888.99.CLERK (request document number 6700)
- > 24-Hour Fax (Outside of MI): 1.310.575.5035 (request document number 6700)



Election Results

County Commissioner - District 15 One 2-year term

official results, updated November 19, 3:06 PM

[Race List](#) | [Race Summary](#) | [Race Details](#) | [Race Details \(Printer Friendly\)](#)

	POLL BOOK TOTALS	Keith L. Rengert (REP)	Thomas L. McVicar (DEM)
ARMADA TOWNSHIP			
01	1,259	606	428
02	842	405	247
AVCB01	852	460	280
	2,953	1,471	955
MACOMB TOWNSHIP			
01	839	385	284
02	897	364	371
09	835	366	317
15	858	406	323
16	1,302	611	426
21	952	385	395
22	864	362	300
23	656	303	237
24	625	299	233
25	775	326	299
26	600	264	219
27	602	278	235
31	351	169	118
32	954	417	353
34	861	358	353
AVCB01	4,539	2,185	1,727
	16,510	7,478	6,190
MEMPHIS			
01	398	228	128
	398	228	128
RAY TOWNSHIP			
01	643	355	176
02	860	454	266
AVCB01	635	416	146
	2,138	1,225	588
RICHMOND TOWNSHIP			
01	892	616	198
02	1,025	641	250
	1,917	1,257	448
TOTALS			

	23,916	11,659	8,309
--	--------	--------	-------

■ Yellow in the TOTALS column means precinct hasn't reported

These same results may also be obtained via:

- > Election Telephone Hotline: 586.469.5209
- > 24-Hour Fax (Within MI): 1.888.99.CLERK (request document number 6700)
- > 24-Hour Fax (Outside of MI): 1.310.575.5035 (request document number 6700)



Election Results

County Commissioner - District 16 One 2-year term

official results, updated November 19, 3:06 PM

[Race List](#) | [Race Summary](#) | [Race Details](#) | [Race Details \(Printer Friendly\)](#)

	POLL BOOK TOTALS	Carey Torrice (DEM)	William J. Revoir (REP)
CLINTON TOWNSHIP			
01	647	329	254
04	632	401	177
27	612	269	293
28	596	475	84
29	964	413	477
34	794	562	138
37	1,018	559	372
38	702	284	376
41	829	458	313
42	1,139	664	341
44	973	477	423
45	809	322	438
46	579	322	212
AVCB01	4,394	1,897	2,198
AVCB04	840	429	339
	15,528	7,861	6,435
TOTALS			
	15,528	7,861	6,435

■ Yellow in the TOTALS column means precinct hasn't reported

These same results may also be obtained via:

- > Election Telephone Hotline: 586.469.5209
- > 24-Hour Fax (Within MI): 1.888.99.CLERK (request document number 6700)
- > 24-Hour Fax (Outside of MI): 1.310.575.5035 (request document number 6700)



Election Results

County Commissioner - District 16 One 2-year term

official results, updated November 19, 3:06 PM

[Race List](#) | [Race Summary](#) | [Race Details](#) | [Race Details \(Printer Friendly\)](#)

	POLL BOOK TOTALS	Carey Torrice (DEM)	William J. Revoir (REP)
CLINTON TOWNSHIP			
01	647	329	254
04	632	401	177
27	612	269	293
28	596	475	84
29	964	413	477
34	794	562	138
37	1,018	559	372
38	702	284	376
41	829	458	313
42	1,139	664	341
44	973	477	423
45	809	322	438
46	579	322	212
AVCB01	4,394	1,897	2,198
AVCB04	840	429	339
	15,528	7,861	6,435
TOTALS			
	15,528	7,861	6,435

■ Yellow in the TOTALS column means precinct hasn't reported

These same results may also be obtained via:

- > Election Telephone Hotline: 586.469.5209
- > 24-Hour Fax (Within MI): 1.888.99.CLERK (request document number 6700)
- > 24-Hour Fax (Outside of MI): 1.310.575.5035 (request document number 6700)



Election Results

County Commissioner - District 17 One 2-year term

official results, updated November 19, 3:06 PM

[Race List](#) | [Race Summary](#) | [Race Details](#) | [Race Details \(Printer Friendly\)](#)

	POLL BOOK TOTALS	Ed Bruley (DEM)	Tony Bursey (REP)
CLINTON TOWNSHIP			
02	361	182	120
06	849	552	206
08	741	449	201
09	554	306	171
12	490	285	127
14	370	200	114
15	748	434	221
21	394	220	123
30	775	447	222
AVCB02	2,028	1,249	609
	7,310	4,324	2,114
MT. CLEMENS			
01	687	529	121
02	828	461	265
03	735	453	203
04	701	433	156
05	672	534	92
06	735	477	182
08	616	404	141
09	877	440	321

■ Yellow in the TOTALS column means precinct hasn't reported

These same results may also be obtained via:

- > Election Telephone Hotline: 586.469.5209
- > 24-Hour Fax (Within MI): 1.888.99.CLERK (request document number 6700)
- > 24-Hour Fax (Outside of MI): 1.310.575.5035 (request document number 6700)



Election Results

County Commissioner - District 17 One 2-year term

official results, updated November 19, 3:06 PM

[Race List](#) | [Race Summary](#) | [Race Details](#) | [Race Details \(Printer Friendly\)](#)

	POLL BOOK TOTALS	Ed Bruley (DEM)	Tony Burse (REP)
CLINTON TOWNSHIP			
02	361	182	120
06	849	552	206
08	741	449	201
09	554	306	171
12	490	285	127
14	370	200	114
15	748	434	221
21	394	220	123
30	775	447	222
AVCB02	2,028	1,249	609
	7,310	4,324	2,114
MT. CLEMENS			
01	687	529	121
02	828	461	265
03	735	453	203
04	701	433	156
05	672	534	92
06	735	477	182
08	616	404	141
09	877	440	321
AVCB01	1,924	1,282	512
	7,775	5,013	1,993
TOTALS			
	15,085	9,337	4,107

■ Yellow in the TOTALS column means precinct hasn't reported

These same results may also be obtained via:

- > Election Telephone Hotline: 586.469.5209
- > 24-Hour Fax (Within MI): 1.888.99.CLERK (request document number 6700)
- > 24-Hour Fax (Outside of MI): 1.310.575.5035 (request document number 6700)



Election Results

County Commissioner - District 18 One 2-year term

official results, updated November 19, 3:06 PM

[Race List](#) | [Race Summary](#) | [Race Details](#) | [Race Details \(Printer Friendly\)](#)

	POLL BOOK TOTALS	Dana Camphous-Peterson (DEM)	Richard Sheehy (REP)
CLINTON TOWNSHIP			
05	886	784	47
22	946	676	165
31	1,053	625	273
AVCB05	764	541	168
	3,649	2,626	653
HARRISON CHARTER TOWNSHIP			
01	961	589	267
02	670	368	212
03	784	402	281
04	1,269	628	472
05	908	391	398
06	1,232	687	370
07	999	484	394
08	265	178	60
09	554	252	244
10	672	375	220
11	799	499	211
12	373	209	108
AVCB01	4,106	2,207	1,622

■ Yellow in the TOTALS column means precinct hasn't reported

These same results may also be obtained via:

- > Election Telephone Hotline: 586.469.5209
- > 24-Hour Fax (Within MI): 1.888.99.CLERK (request document number 6700)
- > 24-Hour Fax (Outside of MI): 1.310.575.5035 (request document number 6700)



Election Results

County Commissioner - District 18 One 2-year term

official results, updated November 19, 3:06 PM

[Race List](#) | [Race Summary](#) | [Race Details](#) | [Race Details \(Printer Friendly\)](#)

	POLL BOOK TOTALS	Dana Camphous- Peterson (DEM)	Richard Sheehy (REP)
CLINTON TOWNSHIP			
05	886	784	47
22	946	676	165
31	1,053	625	273
AVCB05	764	541	168
	3,649	2,626	653
HARRISON CHARTER TOWNSHIP			
01	961	589	267
02	670	368	212
03	784	402	281
04	1,269	628	472
05	908	391	398
06	1,232	687	370
07	999	484	394
08	265	178	60
09	554	252	244
10	672	375	220
11	799	499	211
12	373	209	108
AVCB01	4,196	2,207	1,622
	13,682	7,269	4,859
TOTALS			
	17,331	9,895	5,512

■ Yellow in the TOTALS column means precinct hasn't reported

These same results may also be obtained via:

- > Election Telephone Hotline: 586.469.5209
- > 24-Hour Fax (Within MI): 1.888.99.CLERK (request document number 6700)
- > 24-Hour Fax (Outside of MI): 1.310.575.5035 (request document number 6700)



Election Results

County Commissioner - District 19 One 2-year term

official results, updated November 19, 3:06 PM

[Race List](#) | [Race Summary](#) | [Race Details](#) | [Race Details \(Printer Friendly\)](#)

	POLL BOOK TOTALS	James J. Korona (REP)	Paul Gielegem (DEM)
CLINTON TOWNSHIP			
03	929	205	630
07	449	123	299
10	632	217	354
11	707	160	484
17	1,026	182	745
18	757	235	425
19	474	193	242
24	568	186	319
26	897	332	478
33	1,223	333	739
35	908	312	457
36	1,007	275	594
39	588	213	300
40	922	285	502
AVCB03	3,806	1,109	2,434
AVCB08	1,649	498	1,033
	16,542	4,858	10,035
TOTALS			
	16,542	4,858	10,035

■ Yellow in the TOTALS column means precinct hasn't reported

These same results may also be obtained via:

- > Election Telephone Hotline: 586.469.5209
- > 24-Hour Fax (Within MI): 1.888.99.CLERK (request document number 6700)
- > 24-Hour Fax (Outside of MI): 1.310.575.5035 (request document number 6700)



Election Results

County Commissioner - District 19 One 2-year term

official results, updated November 19, 3:06 PM

[Race List](#) | [Race Summary](#) | [Race Details](#) | [Race Details \(Printer Friendly\)](#)

	POLL BOOK TOTALS	James J. Korona (REP)	Paul Gielegem (DEM)
CLINTON TOWNSHIP			
03	929	205	630
07	449	123	299
10	632	217	354
11	707	160	484
17	1,026	182	745
18	757	235	425
19	474	193	242
24	568	186	319
26	897	332	478
33	1,223	333	739
35	908	312	457
36	1,007	275	594
39	588	213	300
40	922	285	502
AVCB03	3,806	1,109	2,434
AVCB08	1,649	498	1,033
	16,542	4,858	10,035
TOTALS			
	16,542	4,858	10,035

■ Yellow in the TOTALS column means precinct hasn't reported

These same results may also be obtained via:

- > Election Telephone Hotline: 586.469.5209
- > 24-Hour Fax (Within MI): 1.888.99.CLERK (request document number 6700)
- > 24-Hour Fax (Outside of MI): 1.310.575.5035 (request document number 6700)



Election Results

County Commissioner - District 20 One 2-year term

official results, updated November 19, 3:06 PM

[Race List](#) | [Race Summary](#) | [Race Details](#) | [Race Details \(Printer Friendly\)](#)

	POLL BOOK TOTALS	Kathy Tocco (DEM)	Lynn M. Evans (REP)
CLINTON TOWNSHIP			
13	864	544	235
16	697	392	236
20	842	583	168
23	978	517	322
25	808	512	230
32	507	247	201
43	270	136	102
AVCB06	768	480	242
AVCB07	1,316	727	470
	7,050	4,138	2,206
FRASER			
01	737	476	193
02	989	526	360
03	1,149	691	317
04	979	629	250
05	339	197	105
06	1,062	492	439
07	578	376	135
AVCB01	1,335	827	399
AVCB02	830	529	237

■ Yellow in the TOTALS column means precinct hasn't reported

These same results may also be obtained via:

- > Election Telephone Hotline: 586.469.5209
- > 24-Hour Fax (Within MI): 1.888.99.CLERK (request document number 6700)
- > 24-Hour Fax (Outside of MI): 1.310.575.5035 (request document number 6700)



Election Results

County Commissioner - District 20 One 2-year term

official results, updated November 19, 3:06 PM

[Race List](#) | [Race Summary](#) | [Race Details](#) | [Race Details \(Printer Friendly\)](#)

	POLL BOOK TOTALS	Kathy Tocco (DEM)	Lynn M. Evans (REP)
CLINTON TOWNSHIP			
13	864	544	235
16	697	392	236
20	842	583	168
23	978	517	322
25	808	512	230
32	507	247	201
43	270	136	102
AVCB06	768	480	242
AVCB07	1,316	727	470
	7,050	4,138	2,206
FRASER			
01	737	476	193
02	989	526	360
03	1,149	691	317
04	979	629	250
05	339	197	105
06	1,062	492	439
07	578	376	135
AVCB01	1,335	827	399
AVCB02	830	529	237
	7,998	4,743	2,435
TOTALS			
	15,048	8,881	4,641

■ Yellow in the TOTALS column means precinct hasn't reported

These same results may also be obtained via:

- > Election Telephone Hotline: 586.469.5209
- > 24-Hour Fax (Within MI): 1.888.99.CLERK (request document number 6700)
- > 24-Hour Fax (Outside of MI): 1.310.575.5035 (request document number 6700)



Election Results

County Commissioner - District 21 One 2-year term

official results, updated November 19, 3:06 PM

[Race List](#) | [Race Summary](#) | [Race Details](#) | [Race Details \(Printer Friendly\)](#)

	POLL BOOK TOTALS	Irene M. Kepler (DEM)	John C. Bonnell (LIB)	Larry Wallace (UST)	Patrick King (REP)	Stephen Weed (GRN)
ROSEVILLE						
09	756	432	28	15	176	19
10	561	298	27	17	115	13
11	553	264	22	15	144	25
12	713	394	26	27	155	30
13	574	303	23	20	137	22
14	859	487	35	24	188	15
15	1,194	770	27	27	208	27
16	1,307	751	40	35	270	42
17	808	458	23	19	177	19
18	831	532	25	14	164	15
19	574	287	19	20	153	24
20	675	373	18	11	168	26
21	1,078	704	25	24	184	22
AVCB01	3,291	2,026	60	53	817	41
	13,774	8,079	398	321	3,056	340
TOTALS						
	13,774	8,079	398	321	3,056	340

■ Yellow in the TOTALS column means precinct hasn't reported

These same results may also be obtained via:

- > Election Telephone Hotline: 586.469.5209
- > 24-Hour Fax (Within MI): 1.888.99.CLERK (request document number 6700)
- > 24-Hour Fax (Outside of MI): 1.310.575.5035 (request document number 6700)



Election Results

County Commissioner - District 21 One 2-year term

official results, updated November 19, 3:06 PM

[Race List](#) | [Race Summary](#) | [Race Details](#) | [Race Details \(Printer Friendly\)](#)

	POLL BOOK TOTALS	Irene M. Kepler (DEM)	John C. Bonnell (LIB)	Larry Wallace (UST)	Patrick King (REP)	Stephen Weed (GRN)
ROSEVILLE						
09	756	432	28	15	176	19
10	561	298	27	17	115	13
11	553	264	22	15	144	25
12	713	394	26	27	155	30
13	574	303	23	20	137	22
14	859	487	35	24	188	15
15	1,194	770	27	27	208	27
16	1,307	751	40	35	270	42
17	808	458	23	19	177	19
18	831	532	25	14	164	15
19	574	287	19	20	153	24
20	675	373	18	11	168	26
21	1,078	704	25	24	184	22
AVCB01	3,291	2,026	60	53	817	41
	13,774	8,079	398	321	3,056	340
TOTALS						
	13,774	8,079	398	321	3,056	340

■ Yellow in the TOTALS column means precinct hasn't reported

These same results may also be obtained via:

- > Election Telephone Hotline: 586.469.5209
- > 24-Hour Fax (Within MI): 1.888.99.CLERK (request document number 6700)
- > 24-Hour Fax (Outside of MI): 1.310.575.5035 (request document number 6700)



Election Results

County Commissioner - District 22 One 2-year term

official results, updated November 19, 3:06 PM

[Race List](#) | [Race Summary](#) | [Race Details](#) | [Race Details \(Printer Friendly\)](#)

	POLL BOOK TOTALS	Frank Accavitti, Jr. (DEM)
EASTPOINTE		
02	761	585
03	1,032	805
AVCB02	466	347
	2,259	1,737
ROSEVILLE		
01	576	440
02	677	491
03	1,017	790
04	606	454
05	1,147	867
06	900	687
07	604	451
08	998	726
AVCB02	1,781	1,368
	8,306	6,274
WARREN		
36	669	454
37	487	329
52	614	464

■ Yellow in the TOTALS column means precinct hasn't reported

These same results may also be obtained via:

- > Election Telephone Hotline: 586.469.5209
- > 24-Hour Fax (Within MI): 1.888.99.CLERK (request document number 6700)
- > 24-Hour Fax (Outside of MI): 1.310.575.5035 (request document number 6700)



Election Results

County Commissioner - District 22 One 2-year term

official results, updated November 19, 3:06 PM

[Race List](#) | [Race Summary](#) | [Race Details](#) | [Race Details \(Printer Friendly\)](#)

	POLL BOOK TOTALS	Frank Accavitti, Jr. (DEM)
EASTPOINTE		
02	761	585
03	1,032	805
AVCB02	466	347
	2,259	1,737
ROSEVILLE		
01	576	440
02	677	491
03	1,017	790
04	606	454
05	1,147	867
06	900	687
07	604	451
08	998	726
AVCB02	1,781	1,368
	8,306	6,274
WARREN		
36	669	454
37	487	329
52	614	464
AVCB03	283	220
	2,053	1,467
TOTALS		
	12,618	9,478

■ Yellow in the TOTALS column means precinct hasn't reported

These same results may also be obtained via:

- > Election Telephone Hotline: 586.469.5209
- > 24-Hour Fax (Within MI): 1.888.99.CLERK (request document number 6700)
- > 24-Hour Fax (Outside of MI): 1.310.575.5035 (request document number 6700)



Election Results

County Commissioner - District 23 One 2-year term

official results, updated November 19, 3:06 PM

[Race List](#) | [Race Summary](#) | [Race Details](#) | [Race Details \(Printer Friendly\)](#)

	POLL BOOK TOTALS	Erin A. Stahl (LIB)	Phillip Dinsmore (REP)	William Anthony Crouchman (DEM)
LAKE TOWNSHIP				
01	40	0	24	12
	40	0	24	12
ST. CLAIR SHORES				
01	1,160	72	434	513
02	1,030	120	229	563
03	981	81	260	501
04	798	81	197	438
05	1,294	136	337	663
06	1,164	109	222	731
07	849	110	201	459
08	1,107	112	288	544
09	574	63	144	304
10	1,282	170	290	646
11	567	46	164	292
12	1,248	141	358	620
AVCB01	3,204	216	960	1,794
AVCB02	2,324	180	633	1,339
	17,582	1,637	4,717	9,407
TOTALS				

■ Yellow in the TOTALS column means precinct hasn't reported

These same results may also be obtained via:

- > Election Telephone Hotline: 586.469.5209
- > 24-Hour Fax (Within MI): 1.888.99.CLERK (request document number 6700)
- > 24-Hour Fax (Outside of MI): 1.310.575.5035 (request document number 6700)



Election Results

County Commissioner - District 23 One 2-year term

official results, updated November 19, 3:06 PM

[Race List](#) | [Race Summary](#) | [Race Details](#) | [Race Details \(Printer Friendly\)](#)

	POLL BOOK TOTALS	Erin A. Stahl (LIB)	Phillip Dinsmore (REP)	William Anthony Crouchman (DEM)
LAKE TOWNSHIP				
01	40	0	24	12
	40	0	24	12
ST. CLAIR SHORES				
01	1,160	72	434	513
02	1,030	120	229	563
03	981	81	260	501
04	798	81	197	438
05	1,294	136	337	663
06	1,164	109	222	731
07	849	110	201	459
08	1,107	112	288	544
09	574	63	144	304
10	1,282	170	290	646
11	567	46	164	292
12	1,248	141	358	620
AVCB01	3,204	216	960	1,794
AVCB02	2,324	180	633	1,339
	17,582	1,637	4,717	9,407
TOTALS				
	17,622	1,637	4,741	9,419

■ Yellow in the TOTALS column means precinct hasn't reported

These same results may also be obtained via:

- > Election Telephone Hotline: 586.469.5209
- > 24-Hour Fax (Within MI): 1.888.99.CLERK (request document number 6700)
- > 24-Hour Fax (Outside of MI): 1.310.575.5035 (request document number 6700)



Election Results

County Commissioner - District 24 One 2-year term

official results, updated November 19, 3:06 PM

[Race List](#) | [Race Summary](#) | [Race Details](#) | [Race Details \(Printer Friendly\)](#)

	POLL BOOK TOTALS	Jack A. Doerr (REP)	Keith P. Edwards (LIB)	Michael A. Boyle (DEM)
ST. CLAIR SHORES				
13	1,317	472	89	568
14	621	173	47	304
15	1,317	348	97	664
16	1,157	336	77	574
17	1,294	389	83	618
18	1,021	282	70	512
19	898	272	55	411
20	586	172	44	292
21	957	257	63	491
22	892	250	72	452
23	1,111	335	49	571
24	1,114	304	70	581
AVCB03	1,618	573	63	827
AVCB04	4,240	1,297	165	2,358
	18,143	5,460	1,044	9,223
TOTALS				
	18,143	5,460	1,044	9,223

■ Yellow in the TOTALS column means precinct hasn't reported

These same results may also be obtained via:

- > Election Telephone Hotline: 586.469.5209
- > 24-Hour Fax (Within MI): 1.888.99.CLERK (request document number 6700)
- > 24-Hour Fax (Outside of MI): 1.310.575.5035 (request document number 6700)



Election Results

County Commissioner - District 24 One 2-year term

official results, updated November 19, 3:06 PM

[Race List](#) | [Race Summary](#) | [Race Details](#) | [Race Details \(Printer Friendly\)](#)

	POLL BOOK TOTALS	Jack A. Doerr (REP)	Keith P. Edwards (LIB)	Michael A. Boyle (DEM)
ST. CLAIR SHORES				
13	1,317	472	89	568
14	621	173	47	304
15	1,317	348	97	664
16	1,157	336	77	574
17	1,294	389	83	618
18	1,021	282	70	512
19	898	272	55	411
20	586	172	44	292
21	957	257	63	491
22	892	250	72	452
23	1,111	335	49	571
24	1,114	304	70	581
AVCB03	1,618	573	63	827
AVCB04	4,240	1,297	165	2,358
	18,143	5,460	1,044	9,223
TOTALS				
	18,143	5,460	1,044	9,223

■ Yellow in the TOTALS column means precinct hasn't reported

These same results may also be obtained via:

- > Election Telephone Hotline: 586.469.5209
- > 24-Hour Fax (Within MI): 1.888.99.CLERK (request document number 6700)
- > 24-Hour Fax (Outside of MI): 1.310.575.5035 (request document number 6700)



Election Results

County Commissioner - District 25 One 2-year term

official results, updated November 19, 3:06 PM

[Race List](#) | [Race Summary](#) | [Race Details](#) | [Race Details \(Printer Friendly\)](#)

	POLL BOOK TOTALS	Christopher Aiello (DEM)	Kathy D. Vosburg (REP)
CHESTERFIELD CHARTER TOWNSHIP			
01	1,008	485	420
02	1,078	481	469
03	1,403	571	668
05	857	337	372
06	968	367	439
07	1,072	485	468
08	975	381	470
09	1,109	474	499
10	831	323	408
11	874	390	339
15	517	368	99
16	530	237	222
17	214	83	103
AVCB02	2,195	989	1,026
AVCB03	1,905	798	935
	15,536	6,769	6,937
TOTALS			
	15,536	6,769	6,937

■ Yellow in the TOTALS column means precinct hasn't reported

These same results may also be obtained via:

- > Election Telephone Hotline: 586.469.5209
- > 24-Hour Fax (Within MI): 1.888.99.CLERK (request document number 6700)
- > 24-Hour Fax (Outside of MI): 1.310.575.5035 (request document number 6700)



Election Results

County Commissioner - District 25 One 2-year term

official results, updated November 19, 3:06 PM

[Race List](#) | [Race Summary](#) | [Race Details](#) | [Race Details \(Printer Friendly\)](#)

	POLL BOOK TOTALS	Christopher Aiello (DEM)	Kathy D. Vosburg (REP)
CHESTERFIELD CHARTER TOWNSHIP			
01	1,008	485	420
02	1,078	481	469
03	1,403	571	668
05	857	337	372
06	968	367	439
07	1,072	485	468
08	975	381	470
09	1,109	474	499
10	831	323	408
11	874	390	339
15	517	368	99
16	530	237	222
17	214	83	103
AVCB02	2,195	989	1,026
AVCB03	1,905	798	935
	15,536	6,769	6,937
TOTALS			
	15,536	6,769	6,937

■ Yellow in the TOTALS column means precinct hasn't reported

These same results may also be obtained via:

- > Election Telephone Hotline: 586.469.5209
- > 24-Hour Fax (Within MI): 1.888.99.CLERK (request document number 6700)
- > 24-Hour Fax (Outside of MI): 1.310.575.5035 (request document number 6700)



Election Results

County Commissioner - District 26 One 2-year term

official results, updated November 19, 3:06 PM

[Race List](#) | [Race Summary](#) | [Race Details](#) | [Race Details \(Printer Friendly\)](#)

	POLL BOOK TOTALS	Jeffery S. Sprys (DEM)	Nicholyn A. Brandenburg (REP)
MACOMB TOWNSHIP			
03	925	404	404
04	1,104	550	439
05	828	361	352
06	792	338	338
07	864	395	376
08	877	423	329
10	843	464	271
11	1,154	531	458
12	786	397	273
13	987	449	397
14	1,066	418	481
17	1,107	477	474
18	772	443	255
19	634	386	164
20	1,038	423	459
28	602	263	266
29	911	447	353
30	959	429	421
33	643	307	271

■ Yellow in the TOTALS column means precinct hasn't reported

These same results may also be obtained via:

- > Election Telephone Hotline: 586.469.5209
- > 24-Hour Fax (Within MI): 1.888.99.CLERK (request document number 6700)
- > 24-Hour Fax (Outside of MI): 1.310.575.5035 (request document number 6700)



Election Results

County Commissioner - District 26 One 2-year term

official results, updated November 19, 3:06 PM

[Race List](#) | [Race Summary](#) | [Race Details](#) | [Race Details \(Printer Friendly\)](#)

	POLL BOOK TOTALS	Jeffery S. Sprys (DEM)	Nicholyn A. Brandenburg (REP)
MACOMB TOWNSHIP			
03	925	404	404
04	1,104	550	439
05	828	361	352
06	792	338	338
07	864	395	376
08	877	423	329
10	843	464	271
11	1,154	531	458
12	786	397	273
13	987	449	397
14	1,066	418	481
17	1,107	477	474
18	772	443	255
19	634	386	164
20	1,038	423	459
28	602	263	266
29	911	447	353
30	959	429	421
33	643	307	271
35	620	303	236
AVCB02	5,249	2,869	1,910
	22,761	11,077	8,927
TOTALS			
	22,761	11,077	8,927

■ Yellow in the TOTALS column means precinct hasn't reported

These same results may also be obtained via:

- > Election Telephone Hotline: 586.469.5209
- > 24-Hour Fax (Within MI): 1.888.99.CLERK (request document number 6700)
- > 24-Hour Fax (Outside of MI): 1.310.575.5035 (request document number 6700)



Election Results

Charter Commissioner - District 1 One 2-year maximum term

official results, updated November 19, 3:06 PM

[Race List](#) | [Race Summary](#) | [Race Details](#) | [Race Details \(Printer Friendly\)](#)

	POLL BOOK TOTALS	Larry A. Louzon (REP)	Matthew J. Wroblewski (DEM)
WARREN			
01	537	45	461
02	563	134	361
03	489	93	347
04	806	135	558
06	375	85	229
08	531	136	331
10	777	165	507
11	412	101	264
12	527	138	328
13	659	148	421
15	389	61	289
23	426	78	303
38	453	68	339
39	416	112	253
40	432	115	249
41	444	115	271
42	694	165	432
68	600	160	340
72	428	153	208

■ Yellow in the TOTALS column means precinct hasn't reported

These same results may also be obtained via:

- > Election Telephone Hotline: 586.469.5209
- > 24-Hour Fax (Within MI): 1.888.99.CLERK (request document number 6700)
- > 24-Hour Fax (Outside of MI): 1.310.575.5035 (request document number 6700)



Election Results

Charter Commissioner - District 1 One 2-year maximum term

official results, updated November 19, 3:06 PM

[Race List](#) | [Race Summary](#) | [Race Details](#) | [Race Details \(Printer Friendly\)](#)

	POLL BOOK TOTALS	Larry A. Louzon (REP)	Matthew J. Wroblewski (DEM)
WARREN			
01	537	45	461
02	563	134	361
03	489	93	347
04	806	135	558
06	375	85	229
08	531	136	331
10	777	165	507
11	412	101	264
12	527	138	328
13	659	148	421
15	389	61	289
23	426	78	303
38	453	68	339
39	416	112	253
40	432	115	249
41	444	115	271
42	694	165	432
68	600	160	340
72	428	153	208
AVCB01	2,161	528	1,418
	12,119	2,735	7,909
TOTALS			
	12,119	2,735	7,909

■ Yellow in the TOTALS column means precinct hasn't reported

These same results may also be obtained via:

- > Election Telephone Hotline: 586.469.5209
- > 24-Hour Fax (Within MI): 1.888.99.CLERK (request document number 6700)
- > 24-Hour Fax (Outside of MI): 1.310.575.5035 (request document number 6700)



Election Results

Charter Commissioner - District 2 One 2-year maximum term

official results, updated November 19, 3:06 PM

[Race List](#) | [Race Summary](#) | [Race Details](#) | [Race Details \(Printer Friendly\)](#)

	POLL BOOK TOTALS	David A. Willis (DEM)	Ronald C. Michals (REP)
CENTER LINE			
01	733	385	245
02	492	303	136
03	940	630	208
04	479	287	121
05	486	284	133
AVCB01	890	591	192
	4,020	2,480	1,035
WARREN			
16	423	313	81
17	441	330	72
18	457	321	82
20	435	300	74
21	386	245	93
22	325	229	65
24	667	419	163
26	434	288	98
27	229	114	74
28	301	177	88
32	471	311	103

■ Yellow in the TOTALS column means precinct hasn't reported

These same results may also be obtained via:

- > Election Telephone Hotline: 586.469.5209
- > 24-Hour Fax (Within MI): 1.888.99.CLERK (request document number 6700)
- > 24-Hour Fax (Outside of MI): 1.310.575.5035 (request document number 6700)



Election Results

Charter Commissioner - District 2 One 2-year maximum term

official results, updated November 19, 3:06 PM

[Race List](#) | [Race Summary](#) | [Race Details](#) | [Race Details \(Printer Friendly\)](#)

	POLL BOOK TOTALS	David A. Willis (DEM)	Ronald C. Michals (REP)
CENTER LINE			
01	733	385	245
02	492	303	136
03	940	630	208
04	479	287	121
05	486	284	133
AVCB01	890	591	192
	4,020	2,480	1,035
WARREN			
16	423	313	81
17	441	330	72
18	457	321	82
20	435	300	74
21	386	245	93
22	325	229	65
24	667	419	163
26	434	288	98
27	229	114	74
28	301	177	88
32	471	311	103
33	411	247	93
34	687	454	147
AVCB02	745	489	169
	6,412	4,237	1,402
TOTALS			
	10,432	6,717	2,437

Yellow in the TOTALS column means precinct hasn't reported

These same results may also be obtained via:

- > Election Telephone Hotline: 586.469.5209
- > 24-Hour Fax (Within MI): 1.888.99.CLERK (request document number 6700)
- > 24-Hour Fax (Outside of MI): 1.310.575.5035 (request document number 6700)



Election Results

Charter Commissioner - District 3 One 2-year maximum term

official results, updated November 19, 3:06 PM

[Race List](#) | [Race Summary](#) | [Race Details](#) | [Race Details \(Printer Friendly\)](#)

	POLL BOOK TOTALS	Gary R. Stachel (REP)	James F. Kelly (DEM)
EASTPOINTE			
01	1,007	195	676
04	1,085	296	646
05	985	245	600
06	748	174	473
07	1,111	116	911
08	912	106	725
09	880	191	577
10	754	154	508
11	805	246	463
12	933	235	567
13	811	239	476
14	1,179	234	809
AVCB01	2,869	689	1,923
	14,079	3,120	9,354
TOTALS			
	14,079	3,120	9,354

■ Yellow in the TOTALS column means precinct hasn't reported

These same results may also be obtained via:

- > Election Telephone Hotline: 586.469.5209
- > 24-Hour Fax (Within MI): 1.888.99.CLERK (request document number 6700)
- > 24-Hour Fax (Outside of MI): 1.310.575.5035 (request document number 6700)



Election Results

Charter Commissioner - District 3 One 2-year maximum term

official results, updated November 19, 3:06 PM

[Race List](#) | [Race Summary](#) | [Race Details](#) | [Race Details \(Printer Friendly\)](#)

	POLL BOOK TOTALS	Gary R. Stachel (REP)	James F. Kelly (DEM)
EASTPOINTE			
01	1,007	195	676
04	1,085	296	646
05	985	245	600
06	748	174	473
07	1,111	116	911
08	912	106	725
09	880	191	577
10	754	154	508
11	805	246	463
12	933	235	567
13	811	239	476
14	1,179	234	809
AVCB01	2,869	689	1,923
	14,079	3,120	9,354
TOTALS			
	14,079	3,120	9,354

■ Yellow in the TOTALS column means precinct hasn't reported

These same results may also be obtained via:

- > Election Telephone Hotline: 586.469.5209
- > 24-Hour Fax (Within MI): 1.888.99.CLERK (request document number 6700)
- > 24-Hour Fax (Outside of MI): 1.310.575.5035 (request document number 6700)



Election Results

Charter Commissioner - District 4 One 2-year maximum term

official results, updated November 19, 3:07 PM

[Race List](#) | [Race Summary](#) | [Race Details](#) | [Race Details \(Printer Friendly\)](#)

	POLL BOOK TOTALS	Gerald Pilarski (REP)	Louis J. Burdi (DEM)
WARREN			
43	132	33	75
69	571	153	334
70	740	214	415
71	456	152	240
72A	551	61	447
73	561	204	277
74	897	286	460
81	412	79	287
82	633	239	312
84	831	228	486
85	627	224	286
86	933	322	480
88	412	141	220
99	320	111	161
99A	490	192	238
100	438	151	208
101	506	176	252
102	469	163	226
103	543	195	259
105	676	236	334

■ Yellow in the TOTALS column means precinct hasn't reported

These same results may also be obtained via:

- > Election Telephone Hotline: 586.469.5209
- > 24-Hour Fax (Within MI): 1.888.99.CLERK (request document number 6700)
- > 24-Hour Fax (Outside of MI): 1.310.575.5035 (request document number 6700)



Election Results

Charter Commissioner - District 4 One 2-year maximum term

official results, updated November 19, 3:07 PM

[Race List](#) | [Race Summary](#) | [Race Details](#) | [Race Details \(Printer Friendly\)](#)

	POLL BOOK TOTALS	Gerald Pilarski (REP)	Louis J. Burdi (DEM)
WARREN			
43	132	33	75
69	571	153	334
70	740	214	415
71	456	152	240
72A	551	61	447
73	561	204	277
74	897	286	460
81	412	79	287
82	633	239	312
84	831	228	486
85	627	224	286
86	933	322	480
88	412	141	220
99	320	111	161
99A	490	192	238
100	438	151	208
101	506	176	252
102	469	163	226
103	543	195	259
105	676	236	334
AVCB04	1,386	446	810
AVCB05	3,002	1,023	1,693
	15,586	5,029	8,500
TOTALS			
	15,586	5,029	8,500

■ Yellow in the TOTALS column means precinct hasn't reported

These same results may also be obtained via:

- > Election Telephone Hotline: 586.469.5209
- > 24-Hour Fax (Within MI): 1.888.99.CLERK (request document number 6700)
- > 24-Hour Fax (Outside of MI): 1.310.575.5035 (request document number 6700)



Charter Commissioner - District 5

One 2-year maximum term

official results, updated November 19, 3:07 PM

[Race List](#) | [Race Summary](#) | [Race Details](#) | [Race Details \(Printer Friendly\)](#)

	POLL BOOK TOTALS	Jed W. Pratt (REP)	Robert W. Slavko (DEM)
WARREN			
45	478	130	281
46	685	195	397
47	276	91	147
48	644	170	402
49	404	107	236
56	496	168	254
58	841	174	565
63	532	172	276
64	562	176	291
76	718	186	440
78	504	157	267
80	559	204	267
90	593	171	330
94	717	228	360
96	456	156	216
97	529	187	244
98	362	123	185
106	571	190	286
108	775	258	380

■ Yellow in the TOTALS column means precinct hasn't reported

These same results may also be obtained via:

- > Election Telephone Hotline: 586.469.5209
- > 24-Hour Fax (Within MI): 1.888.99.CLERK (request document number 6700)
- > 24-Hour Fax (Outside of MI): 1.310.575.5035 (request document number 6700)



Election Results

Charter Commissioner - District 5 One 2-year maximum term

official results, updated November 19, 3:07 PM

[Race List](#) | [Race Summary](#) | [Race Details](#) | [Race Details \(Printer Friendly\)](#)

	POLL BOOK TOTALS	Jed W. Pratt (REP)	Robert W. Slavko (DEM)
WARREN			
45	478	130	281
46	685	195	397
47	276	91	147
48	644	170	402
49	404	107	236
56	496	168	254
58	841	174	565
63	532	172	276
64	562	176	291
76	718	186	440
78	504	157	267
80	559	204	267
90	593	171	330
94	717	228	360
96	456	156	216
97	529	187	244
98	362	123	185
106	571	190	286
108	775	258	380
AVCB06	1,351	380	846
AVCB07	3,223	1,065	1,805
	15,276	4,688	8,475
TOTALS			
	15,276	4,688	8,475

■ Yellow in the TOTALS column means precinct hasn't reported

These same results may also be obtained via:

- > Election Telephone Hotline: 586.469.5209
- > 24-Hour Fax (Within MI): 1.888.99.CLERK (request document number 6700)
- > 24-Hour Fax (Outside of MI): 1.310.575.5035 (request document number 6700)



Election Results

Charter Commissioner - District 6 One 2-year maximum term

official results, updated November 19, 3:07 PM

[Race List](#) | [Race Summary](#) | [Race Details](#) | [Race Details \(Printer Friendly\)](#)

	POLL BOOK TOTALS	John Olekszyk (DEM)	Marc Goodson (REP)
STERLING HEIGHTS			
03	1,035	574	292
04	1,431	717	455
05	943	506	293
AVCB01	1,576	871	529
	4,985	2,668	1,569
WARREN			
29	1,006	652	236
50	716	365	259
53	744	372	263
55	449	207	162
60	547	260	174
61	649	381	177
62	528	293	154
66	464	216	169
67	598	278	212
92	354	173	123
93	793	482	196
109	706	375	213
110	688	346	213
AVCB08	2,171	1,263	666

■ Yellow in the TOTALS column means precinct hasn't reported

These same results may also be obtained via:

- > Election Telephone Hotline: 586.469.5209
- > 24-Hour Fax (Within MI): 1.888.99.CLERK (request document number 6700)
- > 24-Hour Fax (Outside of MI): 1.310.575.5035 (request document number 6700)



Election Results

Charter Commissioner - District 6 One 2-year maximum term

official results, updated November 19, 3:07 PM

[Race List](#) | [Race Summary](#) | [Race Details](#) | [Race Details \(Printer Friendly\)](#)

	POLL BOOK TOTALS	John Olekszyk (DEM)	Marc Goodson (REP)
STERLING HEIGHTS			
03	1,035	574	292
04	1,431	717	455
05	943	506	293
AVCB01	1,576	871	529
	4,985	2,668	1,569
WARREN			
29	1,006	652	236
50	716	365	259
53	744	372	263
55	449	207	162
60	547	260	174
61	649	381	177
62	528	293	154
66	464	216	169
67	598	278	212
92	354	173	123
93	793	482	196
109	706	375	213
110	688	346	213
AVCB08	2,171	1,263	666
AVCB09	825	459	265
	11,238	6,122	3,482
TOTALS			
	16,223	8,790	5,051

■ Yellow in the TOTALS column means precinct hasn't reported

These same results may also be obtained via:

- > Election Telephone Hotline: 586.469.5209
- > 24-Hour Fax (Within MI): 1.888.99.CLERK (request document number 6700)
- > 24-Hour Fax (Outside of MI): 1.310.575.5035 (request document number 6700)



Election Results

Charter Commissioner - District 7 One 2-year maximum term

official results, updated November 19, 3:07 PM

[Race List](#) | [Race Summary](#) | [Race Details](#) | [Race Details \(Printer Friendly\)](#)

	POLL BOOK TOTALS	Elisabeth Sierawski (DEM)	Melanie Davis (REP)
STERLING HEIGHTS			
10	904	477	294
11	994	516	304
12	695	351	238
13	329	180	102
20	1,028	540	343
21	701	413	195
29	721	399	218
30	934	372	411
31	985	452	339
32	1,221	538	463
33	941	416	326
34	1,063	575	341
40	1,124	467	419
AVCB02	419	230	150
AVCB03	134	78	43
AVCB06	4,166	2,155	1,484
	16,359	8,159	5,670
TOTALS			
	16,359	8,159	5,670

■ Yellow in the TOTALS column means precinct hasn't reported

These same results may also be obtained via:

- > Election Telephone Hotline: 586.469.5209
- > 24-Hour Fax (Within MI): 1.888.99.CLERK (request document number 6700)
- > 24-Hour Fax (Outside of MI): 1.310.575.5035 (request document number 6700)



Election Results

Charter Commissioner - District 7 One 2-year maximum term

official results, updated November 19, 3:07 PM

[Race List](#) | [Race Summary](#) | [Race Details](#) | [Race Details \(Printer Friendly\)](#)

	POLL BOOK TOTALS	Elisabeth Sierawski (DEM)	Melanie Davis (REP)
STERLING HEIGHTS			
10	904	477	294
11	994	516	304
12	695	351	238
13	329	180	102
20	1,028	540	343
21	701	413	195
29	721	399	218
30	934	372	411
31	985	452	339
32	1,221	538	463
33	941	416	326
34	1,063	575	341
40	1,124	467	419
AVCB02	419	230	150
AVCB03	134	78	43
AVCB06	4,166	2,155	1,484
	16,359	8,159	5,670
TOTALS			
	16,359	8,159	5,670

■ Yellow in the TOTALS column means precinct hasn't reported

These same results may also be obtained via:

- > Election Telephone Hotline: 586.469.5209
- > 24-Hour Fax (Within MI): 1.888.99.CLERK (request document number 6700)
- > 24-Hour Fax (Outside of MI): 1.310.575.5035 (request document number 6700)



Election Results

Charter Commissioner - District 8 One 2-year maximum term

official results, updated November 19, 3:07 PM

[Race List](#) | [Race Summary](#) | [Race Details](#) | [Race Details \(Printer Friendly\)](#)

	POLL BOOK TOTALS	Donna S. Cangemi (DEM)	Ron Jennings (REP)
STERLING HEIGHTS			
01	852	439	303
02	970	467	370
06	1,116	529	396
08	523	226	226
09	932	419	388
14	251	100	102
15	918	485	313
16	744	422	212
17	737	323	299
46	1,079	570	353
47	520	293	162
AVCB04	158	73	61
AVCB05	277	120	126
AVCB07	2,804	1,388	1,111
	11,881	5,854	4,422
TOTALS			
	11,881	5,854	4,422

■ Yellow in the TOTALS column means precinct hasn't reported

These same results may also be obtained via:

- > Election Telephone Hotline: 586.469.5209
- > 24-Hour Fax (Within MI): 1.888.99.CLERK (request document number 6700)
- > 24-Hour Fax (Outside of MI): 1.310.575.5035 (request document number 6700)



Election Results

Charter Commissioner - District 8 One 2-year maximum term

official results, updated November 19, 3:07 PM

[Race List](#) | [Race Summary](#) | [Race Details](#) | [Race Details \(Printer Friendly\)](#)

	POLL BOOK TOTALS	Donna S. Cangemi (DEM)	Ron Jennings (REP)
STERLING HEIGHTS			
01	852	439	303
02	970	467	370
06	1,116	529	396
08	523	226	226
09	932	419	388
14	251	100	102
15	918	485	313
16	744	422	212
17	737	323	299
46	1,079	570	353
47	520	293	162
AVCB04	158	73	61
AVCB05	277	120	126
AVCB07	2,804	1,388	1,111
	11,881	5,854	4,422
TOTALS			
	11,881	5,854	4,422

■ Yellow in the TOTALS column means precinct hasn't reported

These same results may also be obtained via:

- > Election Telephone Hotline: 586.469.5209
- > 24-Hour Fax (Within MI): 1.888.99.CLERK (request document number 6700)
- > 24-Hour Fax (Outside of MI): 1.310.575.5035 (request document number 6700)



Election Results

Charter Commissioner - District 9 One 2-year maximum term

official results, updated November 19, 3:07 PM

[Race List](#) | [Race Summary](#) | [Race Details](#) | [Race Details \(Printer Friendly\)](#)

	POLL BOOK TOTALS	Michael G. Gielniak (DEM)	Ronald Babin (REP)
STERLING HEIGHTS			
18	899	438	306
19	808	368	304
22	587	237	248
23	614	270	230
24	688	357	239
25	1,020	462	397
26	912	425	332
27	1,021	466	374
28	916	414	305
35	671	340	218
36	557	330	152
37	760	321	290
51	799	329	319
AVCB08	3,420	1,646	1,265
	13,672	6,403	4,979
TOTALS			
	13,672	6,403	4,979

■ Yellow in the TOTALS column means precinct hasn't reported

These same results may also be obtained via:

- > Election Telephone Hotline: 586.469.5209
- > 24-Hour Fax (Within MI): 1.888.99.CLERK (request document number 6700)
- > 24-Hour Fax (Outside of MI): 1.310.575.5035 (request document number 6700)



Election Results

Charter Commissioner - District 9 One 2-year maximum term

official results, updated November 19, 3:07 PM

[Race List](#) | [Race Summary](#) | [Race Details](#) | [Race Details \(Printer Friendly\)](#)

	POLL BOOK TOTALS	Michael G. Gielniak (DEM)	Ronald Babin (REP)
STERLING HEIGHTS			
18	899	438	306
19	808	368	304
22	587	237	248
23	614	270	230
24	688	357	239
25	1,020	462	397
26	912	425	332
27	1,021	466	374
28	916	414	305
35	671	340	218
36	557	330	152
37	760	321	290
51	799	329	319
AVCB08	3,420	1,646	1,265
	13,672	6,403	4,979
TOTALS			
	13,672	6,403	4,979

■ Yellow in the TOTALS column means precinct hasn't reported

These same results may also be obtained via:

- > Election Telephone Hotline: 586.469.5209
- > 24-Hour Fax (Within MI): 1.888.99.CLERK (request document number 6700)
- > 24-Hour Fax (Outside of MI): 1.310.575.5035 (request document number 6700)



Election Results

Charter Commissioner - District 10 One 2-year maximum term

official results, updated November 19, 3:07 PM

[Race List](#) | [Race Summary](#) | [Race Details](#) | [Race Details \(Printer Friendly\)](#)

	POLL BOOK TOTALS	Lynn E. Geist (REP)	Rick Flynn (DEM)
STERLING HEIGHTS			
38	1,029	449	441
39	903	303	494
41	1,381	505	596
42	419	128	229
43	1,110	389	533
44	667	232	296
45	791	298	336
48	703	262	321
49	805	318	337
50	1,293	550	524
52	1,043	374	525
AVCB09	4,018	1,629	1,874
	14,162	5,437	6,506
UTICA			
01	342	127	175
02	720	307	294
03	747	258	372
AVCB01	597	216	292
	2,406	908	1,133
TOTALS			

■ Yellow in the TOTALS column means precinct hasn't reported

These same results may also be obtained via:

- > Election Telephone Hotline: 586.469.5209
- > 24-Hour Fax (Within MI): 1.888.99.CLERK (request document number 6700)
- > 24-Hour Fax (Outside of MI): 1.310.575.5035 (request document number 6700)



Election Results

Charter Commissioner - District 10 One 2-year maximum term

official results, updated November 19, 3:07 PM

[Race List](#) | [Race Summary](#) | [Race Details](#) | [Race Details \(Printer Friendly\)](#)

	POLL BOOK TOTALS	Lynn E. Geist (REP)	Rick Flynn (DEM)
STERLING HEIGHTS			
38	1,029	449	441
39	903	303	494
41	1,381	505	596
42	419	128	229
43	1,110	389	533
44	667	232	296
45	791	298	336
48	703	262	321
49	805	318	337
50	1,293	550	524
52	1,043	374	525
AVCB09	4,018	1,629	1,874
	14,162	5,437	6,506
UTICA			
01	342	127	175
02	720	307	294
03	747	258	372
AVCB01	597	216	292
	2,406	908	1,133
TOTALS			
	16,568	6,345	7,639

■ Yellow in the TOTALS column means precinct hasn't reported

These same results may also be obtained via:

- > Election Telephone Hotline: 586.469.5209
- > 24-Hour Fax (Within MI): 1.888.99.CLERK (request document number 6700)
- > 24-Hour Fax (Outside of MI): 1.310.575.5035 (request document number 6700)



Election Results

Charter Commissioner - District 11 One 2-year maximum term

official results, updated November 19, 3:07 PM

[Race List](#) | [Race Summary](#) | [Race Details](#) | [Race Details \(Printer Friendly\)](#)

	POLL BOOK TOTALS	Dominic J. La Rosa (DEM)	Edward Siedzik (REP)
SHELBY TOWNSHIP			
02	1,095	419	477
03	669	278	264
04	874	289	393
06	1,013	541	304
09	869	445	272
10	772	277	327
11	990	443	354
20	618	303	209
21	775	468	175
25	968	369	451
27	931	438	351
28	731	307	291
29	770	307	338
AVCB01	4,506	2,067	1,875
	15,581	6,951	6,081
TOTALS			
	15,581	6,951	6,081

■ Yellow in the TOTALS column means precinct hasn't reported

These same results may also be obtained via:

- > Election Telephone Hotline: 586.469.5209
- > 24-Hour Fax (Within MI): 1.888.99.CLERK (request document number 6700)
- > 24-Hour Fax (Outside of MI): 1.310.575.5035 (request document number 6700)



Election Results

Charter Commissioner - District 11 One 2-year maximum term

official results, updated November 19, 3:07 PM

[Race List](#) | [Race Summary](#) | [Race Details](#) | [Race Details \(Printer Friendly\)](#)

	POLL BOOK TOTALS	Dominic J. La Rosa (DEM)	Edward Siedzik (REP)
SHELBY TOWNSHIP			
02	1,095	419	477
03	669	278	264
04	874	289	393
06	1,013	541	304
09	869	445	272
10	772	277	327
11	990	443	354
20	618	303	209
21	775	468	175
25	968	369	451
27	931	438	351
28	731	307	291
29	770	307	338
AVCB01	4,506	2,067	1,875
	15,581	6,951	6,081
TOTALS			
	15,581	6,951	6,081

■ Yellow in the TOTALS column means precinct hasn't reported

These same results may also be obtained via:

- > Election Telephone Hotline: 586.469.5209
- > 24-Hour Fax (Within MI): 1.888.99.CLERK (request document number 6700)
- > 24-Hour Fax (Outside of MI): 1.310.575.5035 (request document number 6700)



Election Results

Charter Commissioner - District 12 One 2-year maximum term

official results, updated November 19, 3:07 PM

[Race List](#) | [Race Summary](#) | [Race Details](#) | [Race Details \(Printer Friendly\)](#)

	POLL BOOK TOTALS	Kenneth M. Reid (DEM)	Vincent Viviano (REP)
SHELBY TOWNSHIP			
01	1,318	378	726
05	1,187	464	542
07	877	264	481
08	540	182	261
12	676	220	345
13	519	181	241
14	1,019	306	579
15	553	171	283
16	1,109	246	713
17	1,488	458	811
18	662	207	353
19	720	252	358
22	1,179	293	720
23	1,054	256	629
26	646	281	296
AVCB02	7,138	2,293	4,003
AVCB04	89	35	38
	20,774	6,487	11,379
TOTALS			
	20,774	6,487	11,379

■ Yellow in the TOTALS column means precinct hasn't reported

These same results may also be obtained via:

- > Election Telephone Hotline: 586.469.5209
- > 24-Hour Fax (Within MI): 1.888.99.CLERK (request document number 6700)
- > 24-Hour Fax (Outside of MI): 1.310.575.5035 (request document number 6700)



Election Results

Charter Commissioner - District 12 One 2-year maximum term

official results, updated November 19, 3:07 PM

[Race List](#) | [Race Summary](#) | [Race Details](#) | [Race Details \(Printer Friendly\)](#)

	POLL BOOK TOTALS	Kenneth M. Reid (DEM)	Vincent Viviano (REP)
SHELBY TOWNSHIP			
01	1,318	378	726
05	1,187	464	542
07	877	264	481
08	540	182	261
12	676	220	345
13	519	181	241
14	1,019	306	579
15	553	171	283
16	1,109	246	713
17	1,488	458	811
18	662	207	353
19	720	252	358
22	1,179	293	720
23	1,054	256	629
26	646	281	296
AVCB02	7,138	2,293	4,003
AVCB04	89	35	38
	20,774	6,487	11,379
TOTALS			
	20,774	6,487	11,379

■ Yellow in the TOTALS column means precinct hasn't reported

These same results may also be obtained via:

- > Election Telephone Hotline: 586.469.5209
- > 24-Hour Fax (Within MI): 1.888.99.CLERK (request document number 6700)
- > 24-Hour Fax (Outside of MI): 1.310.575.5035 (request document number 6700)



Election Results

Charter Commissioner - District 13 One 2-year maximum term

official results, updated November 19, 3:07 PM

[Race List](#) | [Race Summary](#) | [Race Details](#) | [Race Details \(Printer Friendly\)](#)

	POLL BOOK TOTALS	Gary S. Anthony (REP)	Michael E. LaBuhn (DEM)
BRUCE TOWNSHIP			
01	738	295	304
02	1,208	665	279
03	754	311	277
04	796	426	199
AVCB01	1,525	799	456
	5,021	2,496	1,515
SHELBY TOWNSHIP			
24	1,203	661	274
AVCB03	834	491	209
	2,037	1,152	483
WASHINGTON TOWNSHIP			
01	689	277	243
02	1,023	477	361
03	936	474	253
04	1,048	399	451
05	971	523	252
06	785	450	176
07	993	538	233
08	813	423	227

■ Yellow in the TOTALS column means precinct hasn't reported

These same results may also be obtained via:

- > Election Telephone Hotline: 586.469.5209
- > 24-Hour Fax (Within MI): 1.888.99.CLERK (request document number 6700)
- > 24-Hour Fax (Outside of MI): 1.310.575.5035 (request document number 6700)



Election Results

Charter Commissioner - District 13 One 2-year maximum term

official results, updated November 19, 3:07 PM

[Race List](#) | [Race Summary](#) | [Race Details](#) | [Race Details \(Printer Friendly\)](#)

	POLL BOOK TOTALS	Gary S. Anthony (REP)	Michael E. LaBuhn (DEM)
BRUCE TOWNSHIP			
01	738	295	304
02	1,208	665	279
03	754	311	277
04	796	426	199
AVCB01	1,525	799	456
	5,021	2,496	1,515
SHELBY TOWNSHIP			
24	1,203	661	274
AVCB03	834	491	209
	2,037	1,152	483
WASHINGTON TOWNSHIP			
01	689	277	243
02	1,023	477	361
03	936	474	253
04	1,048	399	451
05	971	523	252
06	785	450	176
07	993	538	233
08	813	423	227
09	1,258	644	315
AVCB01	4,894	2,659	1,465
	13,410	6,864	3,976
TOTALS			
	20,468	10,512	5,974

■ Yellow in the TOTALS column means precinct hasn't reported

These same results may also be obtained via:

- > Election Telephone Hotline: 586.469.5209
- > 24-Hour Fax (Within MI): 1.888.99.CLERK (request document number 6700)
- > 24-Hour Fax (Outside of MI): 1.310.575.5035 (request document number 6700)



Election Results

Charter Commissioner - District 14 One 2-year maximum term

official results, updated November 19, 3:07 PM

[Race List](#) | [Race Summary](#) | [Race Details](#) | [Race Details \(Printer Friendly\)](#)

	POLL BOOK TOTALS	James Haggerty (DEM)	John F. Michalke (REP)
CHESTERFIELD CHARTER TOWNSHIP			
04	314	129	121
12	534	262	163
13	1,064	458	380
14	604	284	237
18	1,190	704	302
19	350	150	144
20	706	291	294
AVCB01	1,312	685	469
	6,074	2,963	2,110
LENOX TOWNSHIP			
01	603	259	227
02	990	482	346
03	1,010	667	232
04	565	325	169
AVCB01	1,176	665	372
	4,344	2,398	1,346
NEW BALTIMORE			
01	751	353	263
02	592	276	219

■ Yellow in the TOTALS column means precinct hasn't reported

These same results may also be obtained via:

- > Election Telephone Hotline: 586.469.5209
- > 24-Hour Fax (Within MI): 1.888.99.CLERK (request document number 6700)
- > 24-Hour Fax (Outside of MI): 1.310.575.5035 (request document number 6700)



Election Results

Charter Commissioner - District 14 One 2-year maximum term

official results, updated November 19, 3:07 PM

[Race List](#) | [Race Summary](#) | [Race Details](#) | [Race Details \(Printer Friendly\)](#)

	POLL BOOK TOTALS	James Haggerty (DEM)	John F. Michalke (REP)
CHESTERFIELD CHARTER TOWNSHIP			
04	314	129	121
12	534	262	163
13	1,064	458	380
14	604	284	237
18	1,190	704	302
19	350	150	144
20	706	291	294
AVCB01	1,312	685	469
	6,074	2,963	2,110
LENOX TOWNSHIP			
01	603	259	227
02	990	482	346
03	1,010	667	232
04	565	325	169
AVCB01	1,176	665	372
	4,344	2,398	1,346
NEW BALTIMORE			
01	751	353	263
02	592	276	219
03	1,266	550	501
04	980	469	342
05	994	385	439
AVCB01	1,530	762	584
	6,113	2,795	2,348
RICHMOND CITY			
01	1,167	625	371
02	989	510	331
AVCB01	749	397	269
	2,905	1,532	971
TOTALS			
	19,436	9,688	6,775

■ Yellow in the TOTALS column means precinct hasn't reported

These same results may also be obtained via:

- > Election Telephone Hotline: 586.469.5209
- > 24-Hour Fax (Within MI): 1.888.99.CLERK (request document number 6700)
- > 24-Hour Fax (Outside of MI): 1.310.575.5035 (request document number 6700)



Election Results

Charter Commissioner - District 15 One 2-year maximum term

official results, updated November 19, 3:07 PM

[Race List](#) | [Race Summary](#) | [Race Details](#) | [Race Details \(Printer Friendly\)](#)

	POLL BOOK TOTALS	Harry Awdey (REP)	Terry E. Davis (DEM)
ARMADA TOWNSHIP			
01	1,259	562	461
02	842	367	262
AVCB01	852	414	295
	2,953	1,343	1,018
MACOMB TOWNSHIP			
01	839	347	311
02	897	311	412
09	835	340	338
15	858	360	346
16	1,302	567	448
21	952	348	423
22	864	310	344
23	656	275	254
24	625	255	258
25	775	290	318
26	600	245	226
27	602	252	248
31	351	145	134
32	954	370	382
34	861	322	379

■ Yellow in the TOTALS column means precinct hasn't reported

These same results may also be obtained via:

- > Election Telephone Hotline: 586.469.5209
- > 24-Hour Fax (Within MI): 1.888.99.CLERK (request document number 6700)
- > 24-Hour Fax (Outside of MI): 1.310.575.5035 (request document number 6700)



Election Results

Charter Commissioner - District 15 One 2-year maximum term

official results, updated November 19, 3:07 PM

[Race List](#) | [Race Summary](#) | [Race Details](#) | [Race Details \(Printer Friendly\)](#)

	POLL BOOK TOTALS	Harry Awdey (REP)	Terry E. Davis (DEM)
ARMADA TOWNSHIP			
01	1,259	562	461
02	842	367	262
AVCB01	852	414	295
	2,953	1,343	1,018
MACOMB TOWNSHIP			
01	839	347	311
02	897	311	412
09	835	340	338
15	858	360	346
16	1,302	567	448
21	952	348	423
22	864	310	344
23	656	275	254
24	625	255	258
25	775	290	318
26	600	245	226
27	602	252	248
31	351	145	134
32	954	370	382
34	861	322	379
AVCB01	4,539	1,843	1,926
	16,510	6,580	6,747
MEMPHIS			
01	398	177	157
	398	177	157
RAY TOWNSHIP			
01	643	304	210
02	860	421	286
AVCB01	635	321	210
	2,138	1,046	706
RICHMOND TOWNSHIP			
01	892	442	292
02	1,025	495	337
	1,917	937	629
TOTALS			

	23,916	10,083	9,257
--	--------	--------	-------

■ Yellow in the TOTALS column means precinct hasn't reported

These same results may also be obtained via:

- > Election Telephone Hotline: 586.469.5209
- > 24-Hour Fax (Within MI): 1.888.99.CLERK (request document number 6700)
- > 24-Hour Fax (Outside of MI): 1.310.575.5035 (request document number 6700)



Election Results

Charter Commissioner - District 16 One 2-year maximum term

official results, updated November 19, 3:07 PM

[Race List](#) | [Race Summary](#) | [Race Details](#) | [Race Details \(Printer Friendly\)](#)

	POLL BOOK TOTALS	Clarence Meltzer, Jr. (REP)	Gregory M. Wright (NPA)	Tom Rombach (DEM)
CLINTON TOWNSHIP				
01	647	210	68	273
04	632	151	45	359
27	612	253	46	234
28	596	54	33	463
29	964	366	98	396
34	794	119	36	528
37	1,018	307	57	475
38	702	295	49	297
41	829	260	53	385
42	1,139	272	84	617
44	973	350	62	428
45	809	330	43	323
46	579	190	34	292
AVCB01	4,394	1,751	281	1,946
AVCB04	840	256	56	431
	15,528	5,164	1,045	7,447
TOTALS				
	15,528	5,164	1,045	7,447

■ Yellow in the TOTALS column means precinct hasn't reported

These same results may also be obtained via:

- > Election Telephone Hotline: 586.469.5209
- > 24-Hour Fax (Within MI): 1.888.99.CLERK (request document number 6700)
- > 24-Hour Fax (Outside of MI): 1.310.575.5035 (request document number 6700)



Charter Commissioner - District 16

One 2-year maximum term

official results, updated November 19, 3:07 PM

[Race List](#) |
 [Race Summary](#) |
 [Race Details](#) |
 [Race Details \(Printer Friendly\)](#)

	POLL BOOK TOTALS	Clarence Meltzer, Jr. (REP)	Gregory M. Wright (NPA)	Tom Rombach (DEM)
CLINTON TOWNSHIP				
01	647	210	68	273
04	632	151	45	359
27	612	253	46	234
28	596	54	33	463
29	964	366	98	396
34	794	119	36	528
37	1,018	307	57	475
38	702	295	49	297
41	829	260	53	385
42	1,139	272	84	617
44	973	350	62	428
45	809	330	43	323
46	579	190	34	292
AVCB01	4,394	1,751	281	1,946
AVCB04	840	256	56	431
	15,528	5,164	1,045	7,447
TOTALS				
	15,528	5,164	1,045	7,447

■ Yellow in the TOTALS column means precinct hasn't reported

These same results may also be obtained via:

- > Election Telephone Hotline: 586.469.5209
- > 24-Hour Fax (Within MI): 1.888.99.CLERK (request document number 6700)
- > 24-Hour Fax (Outside of MI): 1.310.575.5035 (request document number 6700)



Election Results

Charter Commissioner - District 17 One 2-year maximum term

official results, updated November 19, 3:07 PM

[Race List](#) | [Race Summary](#) | [Race Details](#) | [Race Details \(Printer Friendly\)](#)

	POLL BOOK TOTALS	Jacob Michael Femminineo, Jr. (DEM)	Lyle A. Koch (REP)
CLINTON TOWNSHIP			
02	361	174	127
06	849	541	211
08	741	412	229
09	554	306	175
12	490	260	147
14	370	191	122
15	748	395	259
21	394	212	131
30	775	417	243
AVCB02	2,028	1,144	660
	7,310	4,052	2,304
MT. CLEMENS			
01	687	560	74
02	828	485	243
03	735	452	203
04	701	414	177
05	672	546	72
06	735	482	161
08	616	407	135

■ Yellow in the TOTALS column means precinct hasn't reported

These same results may also be obtained via:

- > Election Telephone Hotline: 586.469.5209
- > 24-Hour Fax (Within MI): 1.888.99.CLERK (request document number 6700)
- > 24-Hour Fax (Outside of MI): 1.310.575.5035 (request document number 6700)



Election Results

Charter Commissioner - District 17 One 2-year maximum term

official results, updated November 19, 3:07 PM

[Race List](#) | [Race Summary](#) | [Race Details](#) | [Race Details \(Printer Friendly\)](#)

	POLL BOOK TOTALS	Jacob Michael Femminineo, Jr. (DEM)	Lyle A. Koch (REP)
CLINTON TOWNSHIP			
02	361	174	127
06	849	541	211
08	741	412	229
09	554	306	175
12	490	260	147
14	370	191	122
15	748	395	259
21	394	212	131
30	775	417	243
AVCB02	2,028	1,144	660
	7,310	4,052	2,304
MT. CLEMENS			
01	687	560	74
02	828	485	243
03	735	452	203
04	701	414	177
05	672	546	72
06	735	482	161
08	616	407	135
09	877	434	317
AVCB01	1,924	1,300	480
	7,775	5,080	1,862
TOTALS			
	15,085	9,132	4,166

■ Yellow in the TOTALS column means precinct hasn't reported

These same results may also be obtained via:

- > Election Telephone Hotline: 586.469.5209
- > 24-Hour Fax (Within MI): 1.888.99.CLERK (request document number 6700)
- > 24-Hour Fax (Outside of MI): 1.310.575.5035 (request document number 6700)



Charter Commissioner - District 18

One 2-year maximum term

official results, updated November 19, 3:07 PM

[Race List](#) | [Race Summary](#) | [Race Details](#) | [Race Details \(Printer Friendly\)](#)

	POLL BOOK TOTALS	Adam Wit (REP)	Carrie Lynn Fuca (DEM)
CLINTON TOWNSHIP			
05	886	45	783
22	946	169	669
31	1,053	301	594
AVCB05	764	166	528
	3,649	681	2,574
HARRISON CHARTER TOWNSHIP			
01	961	294	541
02	670	243	349
03	784	294	367
04	1,269	536	562
05	908	467	337
06	1,232	414	635
07	999	440	421
08	265	50	188
09	554	258	227
10	672	257	318
11	799	194	504
12	373	102	211
AVCB01	4,196	1,768	1,974

■ Yellow in the TOTALS column means precinct hasn't reported

These same results may also be obtained via:

- > Election Telephone Hotline: 586.469.5209
- > 24-Hour Fax (Within MI): 1.888.99.CLERK (request document number 6700)
- > 24-Hour Fax (Outside of MI): 1.310.575.5035 (request document number 6700)



Election Results

Charter Commissioner - District 18 One 2-year maximum term

official results, updated November 19, 3:07 PM

[Race List](#) | [Race Summary](#) | [Race Details](#) | [Race Details \(Printer Friendly\)](#)

	POLL BOOK TOTALS	Adam Wit (REP)	Carrie Lynn Fuca (DEM)
CLINTON TOWNSHIP			
05	886	45	783
22	946	169	669
31	1,053	301	594
AVCB05	764	166	528
	3,649	681	2,574
HARRISON CHARTER TOWNSHIP			
01	961	294	541
02	670	243	349
03	784	294	367
04	1,269	536	562
05	908	467	337
06	1,232	414	635
07	999	440	421
08	265	50	188
09	554	258	227
10	672	257	318
11	799	194	504
12	373	102	211
AVCB01	4,196	1,768	1,974
	13,682	5,317	6,634
TOTALS			
	17,331	5,998	9,208

■ Yellow in the TOTALS column means precinct hasn't reported

These same results may also be obtained via:

- > Election Telephone Hotline: 586.469.5209
- > 24-Hour Fax (Within MI): 1.888.99.CLERK (request document number 6700)
- > 24-Hour Fax (Outside of MI): 1.310.575.5035 (request document number 6700)



Election Results

Charter Commissioner - District 19 One 2-year maximum term

official results, updated November 19, 3:07 PM

[Race List](#) | [Race Summary](#) | [Race Details](#) | [Race Details \(Printer Friendly\)](#)

	POLL BOOK TOTALS	Bob Smith, Jr. (DEM)	Robert J. Cannon (REP)
CLINTON TOWNSHIP			
03	929	533	292
07	449	237	178
10	632	262	309
11	707	391	256
17	1,026	649	277
18	757	342	319
19	474	178	265
24	568	244	264
26	897	423	399
33	1,223	666	442
35	908	346	443
36	1,007	518	371
39	588	217	308
40	922	384	433
AVCB03	3,806	1,684	1,890
AVCB08	1,649	755	800
	16,542	7,829	7,246
TOTALS			
	16,542	7,829	7,246

■ Yellow in the TOTALS column means precinct hasn't reported

These same results may also be obtained via:

- > Election Telephone Hotline: 586.469.5209
- > 24-Hour Fax (Within MI): 1.888.99.CLERK (request document number 6700)
- > 24-Hour Fax (Outside of MI): 1.310.575.5035 (request document number 6700)



Election Results

Charter Commissioner - District 19 One 2-year maximum term

official results, updated November 19, 3:07 PM

[Race List](#) | [Race Summary](#) | [Race Details](#) | [Race Details \(Printer Friendly\)](#)

	POLL BOOK TOTALS	Bob Smith, Jr. (DEM)	Robert J. Cannon (REP)
CLINTON TOWNSHIP			
03	929	533	292
07	449	237	178
10	632	262	309
11	707	391	256
17	1,026	649	277
18	757	342	319
19	474	178	265
24	568	244	264
26	897	423	399
33	1,223	666	442
35	908	346	443
36	1,007	518	371
39	588	217	308
40	922	384	433
AVCB03	3,806	1,684	1,890
AVCB08	1,649	755	800
	16,542	7,829	7,246
TOTALS			
	16,542	7,829	7,246

■ Yellow in the TOTALS column means precinct hasn't reported

These same results may also be obtained via:

- > Election Telephone Hotline: 586.469.5209
- > 24-Hour Fax (Within MI): 1.888.99.CLERK (request document number 6700)
- > 24-Hour Fax (Outside of MI): 1.310.575.5035 (request document number 6700)



Election Results

Charter Commissioner - District 20 One 2-year maximum term

official results, updated November 19, 3:07 PM

[Race List](#) | [Race Summary](#) | [Race Details](#) | [Race Details \(Printer Friendly\)](#)

	POLL BOOK TOTALS	Daniel D. Griffin (REP)	Marilyn Lane (DEM)
CLINTON TOWNSHIP			
13	864	255	494
16	697	259	344
20	842	188	542
23	978	386	418
25	808	264	461
32	507	222	208
43	270	123	100
AVCB06	768	284	419
AVCB07	1,316	537	608
	7,050	2,518	3,594
FRASER			
01	737	275	372
02	989	411	471
03	1,149	377	629
04	979	307	556
05	339	131	164
06	1,062	494	436
07	578	170	332
AVCB01	1,335	513	737
AVCB02	830	284	494

■ Yellow in the TOTALS column means precinct hasn't reported

These same results may also be obtained via:

- > Election Telephone Hotline: 586.469.5209
- > 24-Hour Fax (Within MI): 1.888.99.CLERK (request document number 6700)
- > 24-Hour Fax (Outside of MI): 1.310.575.5035 (request document number 6700)



Election Results

Charter Commissioner - District 20 One 2-year maximum term

official results, updated November 19, 3:07 PM

[Race List](#) | [Race Summary](#) | [Race Details](#) | [Race Details \(Printer Friendly\)](#)

	POLL BOOK TOTALS	Daniel D. Griffin (REP)	Marilyn Lane (DEM)
CLINTON TOWNSHIP			
13	864	255	494
16	697	259	344
20	842	188	542
23	978	386	418
25	808	264	461
32	507	222	208
43	270	123	100
AVCB06	768	284	419
AVCB07	1,316	537	608
	7,050	2,518	3,594
FRASER			
01	737	275	372
02	989	411	471
03	1,149	377	629
04	979	307	556
05	339	131	164
06	1,062	494	436
07	578	170	332
AVCB01	1,335	513	737
AVCB02	830	284	494
	7,998	2,962	4,191
TOTALS			
	15,048	5,480	7,785

■ Yellow in the TOTALS column means precinct hasn't reported

These same results may also be obtained via:

- > Election Telephone Hotline: 586.469.5209
- > 24-Hour Fax (Within MI): 1.888.99.CLERK (request document number 6700)
- > 24-Hour Fax (Outside of MI): 1.310.575.5035 (request document number 6700)



Election Results

Charter Commissioner - District 21 One 2-year maximum term

official results, updated November 19, 3:07 PM

[Race List](#) | [Race Summary](#) | [Race Details](#) | [Race Details \(Printer Friendly\)](#)

POLL BOOK TOTALS	Art Blundell (REP)	J
---------------------	-----------------------	---



Election Results

Charter Commissioner - District 21 One 2-year maximum term

official results, updated November 19, 3:07 PM

[Race List](#) | [Race Summary](#) | [Race Details](#) | [Race Details \(Printer Friendly\)](#)

	POLL BOOK TOTALS	Art Blundell (REP)	Jan Haggerty (DEM)
ROSEVILLE			
09	756	184	488
10	561	131	334
11	553	151	316
12	713	151	455
13	574	141	360
14	859	193	532
15	1,194	216	815
16	1,307	293	826
17	808	177	502
18	831	164	580
19	574	164	325
20	675	156	421
21	1,078	168	785
AVCB01	3,291	784	2,182
	13,774	3,073	8,921
TOTALS			
	13,774	3,073	8,921

■ Yellow in the TOTALS column means precinct hasn't reported

These same results may also be obtained via:

- > Election Telephone Hotline: 586.469.5209
- > 24-Hour Fax (Within MI): 1.888.99.CLERK (request document number 6700)
- > 24-Hour Fax (Outside of MI): 1.310.575.5035 (request document number 6700)



Election Results

Charter Commissioner - District 22 One 2-year maximum term

official results, updated November 19, 3:07 PM

[Race List](#) | [Race Summary](#) | [Race Details](#) | [Race Details \(Printer Friendly\)](#)

	POLL BOOK TOTALS	Judy Hartwell (DEM)	Lynne Seymour (REP)
EASTPOINTE			
02	761	454	192
03	1,032	614	272
AVCB02	466	265	137
	2,259	1,333	601
ROSEVILLE			
01	576	327	164
02	677	396	174
03	1,017	675	228
04	606	347	171
05	1,147	693	303
06	900	542	247
07	604	364	153
08	998	578	297
AVCB02	1,781	1,151	463
	8,306	5,073	2,200
WARREN			
36	669	382	171
37	487	268	135
52	614	418	127
AVCB03	283	185	72

■ Yellow in the TOTALS column means precinct hasn't reported

These same results may also be obtained via:

- > Election Telephone Hotline: 586.469.5209
- > 24-Hour Fax (Within MI): 1.888.99.CLERK (request document number 6700)
- > 24-Hour Fax (Outside of MI): 1.310.575.5035 (request document number 6700)



Election Results

Charter Commissioner - District 22 One 2-year maximum term

official results, updated November 19, 3:07 PM

[Race List](#) | [Race Summary](#) | [Race Details](#) | [Race Details \(Printer Friendly\)](#)

	POLL BOOK TOTALS	Judy Hartwell (DEM)	Lynne Seymour (REP)
EASTPOINTE			
02	761	454	192
03	1,032	614	272
AVCB02	466	265	137
	2,259	1,333	601
ROSEVILLE			
01	576	327	164
02	677	396	174
03	1,017	675	228
04	606	347	171
05	1,147	693	303
06	900	542	247
07	604	364	153
08	998	578	297
AVCB02	1,781	1,151	463
	8,306	5,073	2,200
WARREN			
36	669	382	171
37	487	268	135
52	614	418	127
AVCB03	283	185	72
	2,053	1,253	505
TOTALS			
	12,618	7,659	3,306

■ Yellow in the TOTALS column means precinct hasn't reported

These same results may also be obtained via:

- > Election Telephone Hotline: 586.469.5209
- > 24-Hour Fax (Within MI): 1.888.99.CLERK (request document number 6700)
- > 24-Hour Fax (Outside of MI): 1.310.575.5035 (request document number 6700)



Election Results

Charter Commissioner - District 23 One 2-year maximum term

official results, updated November 19, 3:07 PM

[Race List](#) | [Race Summary](#) | [Race Details](#) | [Race Details \(Printer Friendly\)](#)

	POLL BOOK TOTALS	James Maceroni (DEM)	John Caron (REP)
LAKE TOWNSHIP			
01	40	9	28
	40	9	28
ST. CLAIR SHORES			
01	1,160	503	504
02	1,030	554	321
03	981	479	338
04	798	434	251
05	1,294	665	430
06	1,164	748	281
07	849	490	255
08	1,107	537	375
09	574	299	193
10	1,282	654	415
11	567	274	211
12	1,248	604	478
AVCB01	3,204	1,553	1,293
AVCB02	2,324	1,173	912
	17,582	8,967	6,257
TOTALS			

■ Yellow in the TOTALS column means precinct hasn't reported

These same results may also be obtained via:

- > Election Telephone Hotline: 586.469.5209
- > 24-Hour Fax (Within MI): 1.888.99.CLERK (request document number 6700)
- > 24-Hour Fax (Outside of MI): 1.310.575.5035 (request document number 6700)



Election Results

Charter Commissioner - District 23 One 2-year maximum term

official results, updated November 19, 3:07 PM

[Race List](#) | [Race Summary](#) | [Race Details](#) | [Race Details \(Printer Friendly\)](#)

	POLL BOOK TOTALS	James Maceroni (DEM)	John Caron (REP)
LAKE TOWNSHIP			
01	40	9	28
	40	9	28
ST. CLAIR SHORES			
01	1,160	503	504
02	1,030	554	321
03	981	479	338
04	798	434	251
05	1,294	665	430
06	1,164	748	281
07	849	490	255
08	1,107	537	375
09	574	299	193
10	1,282	654	415
11	567	274	211
12	1,248	604	478
AVCB01	3,204	1,553	1,293
AVCB02	2,324	1,173	912
	17,582	8,967	6,257
TOTALS			
	17,622	8,976	6,285

■ Yellow in the TOTALS column means precinct hasn't reported

These same results may also be obtained via:

- > Election Telephone Hotline: 586.469.5209
- > 24-Hour Fax (Within MI): 1.888.99.CLERK (request document number 6700)
- > 24-Hour Fax (Outside of MI): 1.310.575.5035 (request document number 6700)



Election Results

Charter Commissioner - District 24 One 2-year maximum term

official results, updated November 19, 3:07 PM

[Race List](#) | [Race Summary](#) | [Race Details](#) | [Race Details \(Printer Friendly\)](#)

	POLL BOOK TOTALS	Cynthia Konal (DEM)	Roland R. Fraschetti (REP)
ST. CLAIR SHORES			
13	1,317	470	650
14	621	258	252
15	1,317	585	500
16	1,157	510	455
17	1,294	576	496
18	1,021	454	378
19	898	351	352
20	586	258	232
21	957	450	340
22	892	415	339
23	1,111	525	415
24	1,114	540	395
AVCB03	1,618	659	786
AVCB04	4,240	2,022	1,707
	18,143	8,073	7,297
TOTALS			
	18,143	8,073	7,297

■ Yellow in the TOTALS column means precinct hasn't reported

These same results may also be obtained via:

- > Election Telephone Hotline: 586.469.5209
- > 24-Hour Fax (Within MI): 1.888.99.CLERK (request document number 6700)
- > 24-Hour Fax (Outside of MI): 1.310.575.5035 (request document number 6700)



Election Results

Charter Commissioner - District 24 One 2-year maximum term

official results, updated November 19, 3:07 PM

[Race List](#) | [Race Summary](#) | [Race Details](#) | [Race Details \(Printer Friendly\)](#)

	POLL BOOK TOTALS	Cynthia Konal (DEM)	Roland R. Fraschetti (REP)
ST. CLAIR SHORES			
13	1,317	470	650
14	621	258	252
15	1,317	585	500
16	1,157	510	455
17	1,294	576	496
18	1,021	454	378
19	898	351	352
20	586	258	232
21	957	450	340
22	892	415	339
23	1,111	525	415
24	1,114	540	395
AVCB03	1,618	659	786
AVCB04	4,240	2,022	1,707
	18,143	8,073	7,297
TOTALS			
	18,143	8,073	7,297

■ Yellow in the TOTALS column means precinct hasn't reported

These same results may also be obtained via:

- > Election Telephone Hotline: 586.469.5209
- > 24-Hour Fax (Within MI): 1.888.99.CLERK (request document number 6700)
- > 24-Hour Fax (Outside of MI): 1.310.575.5035 (request document number 6700)



Election Results

Charter Commissioner - District 25 One 2-year maximum term

official results, updated November 19, 3:07 PM

[Race List](#) | [Race Summary](#) | [Race Details](#) | [Race Details \(Printer Friendly\)](#)

	POLL BOOK TOTALS	Daniel Acciavatti (REP)	Tracy Swanger (DEM)
CHESTERFIELD CHARTER TOWNSHIP			
01	1,008	481	417
02	1,078	528	420
03	1,403	684	541
05	857	411	315
06	968	488	328
07	1,072	544	413
08	975	473	359
09	1,109	498	467
10	831	487	247
11	874	382	342
15	517	107	356
16	530	225	234
17	214	95	87
AVCB02	2,195	1,124	885
AVCB03	1,905	949	772
	15,536	7,476	6,183
TOTALS			
	15,536	7,476	6,183

■ Yellow in the TOTALS column means precinct hasn't reported

These same results may also be obtained via:

- > Election Telephone Hotline: 586.469.5209
- > 24-Hour Fax (Within MI): 1.888.99.CLERK (request document number 6700)
- > 24-Hour Fax (Outside of MI): 1.310.575.5035 (request document number 6700)



Election Results

Charter Commissioner - District 25 One 2-year maximum term

official results, updated November 19, 3:07 PM

[Race List](#) | [Race Summary](#) | [Race Details](#) | [Race Details \(Printer Friendly\)](#)

	POLL BOOK TOTALS	Daniel Acciavatti (REP)	Tracy Swanger (DEM)
CHESTERFIELD CHARTER TOWNSHIP			
01	1,008	481	417
02	1,078	528	420
03	1,403	684	541
05	857	411	315
06	968	488	328
07	1,072	544	413
08	975	473	359
09	1,109	498	467
10	831	487	247
11	874	382	342
15	517	107	356
16	530	225	234
17	214	95	87
AVCB02	2,195	1,124	885
AVCB03	1,905	949	772
	15,536	7,476	6,183
TOTALS			
	15,536	7,476	6,183

■ Yellow in the TOTALS column means precinct hasn't reported

These same results may also be obtained via:

- > Election Telephone Hotline: 586.469.5209
- > 24-Hour Fax (Within MI): 1.888.99.CLERK (request document number 6700)
- > 24-Hour Fax (Outside of MI): 1.310.575.5035 (request document number 6700)



Election Results

Charter Commissioner - District 26 One 2-year maximum term

official results, updated November 19, 3:07 PM

[Race List](#) | [Race Summary](#) | [Race Details](#) | [Race Details \(Printer Friendly\)](#)

	POLL BOOK TOTALS	Monika Kreft Leasure (DEM)	Robert C. Brandenburg (REP)	William Nader (NPA)
MACOMB TOWNSHIP				
03	925	370	346	78
04	1,104	486	402	98
05	828	288	342	68
06	792	312	292	54
07	864	343	340	73
08	877	373	304	61
10	843	437	232	61
11	1,154	452	427	95
12	786	356	262	43
13	987	335	407	84
14	1,066	380	421	75
17	1,107	421	435	71
18	772	412	223	52
19	634	346	149	51
20	1,038	393	392	81
28	602	234	241	45
29	911	390	331	65
30	959	369	372	88
33	643	294	239	48

■ Yellow in the TOTALS column means precinct hasn't reported

These same results may also be obtained via:

- > Election Telephone Hotline: 586.469.5209
- > 24-Hour Fax (Within MI): 1.888.99.CLERK (request document number 6700)
- > 24-Hour Fax (Outside of MI): 1.310.575.5035 (request document number 6700)



Election Results

Charter Commissioner - District 26 One 2-year maximum term

official results, updated November 19, 3:07 PM

[Race List](#) | [Race Summary](#) | [Race Details](#) | [Race Details \(Printer Friendly\)](#)

	POLL BOOK TOTALS	Monika Kreft Leasure (DEM)	Robert C. Brandenburg (REP)	William Nader (NPA)
MACOMB TOWNSHIP				
03	925	370	346	78
04	1,104	486	402	98
05	828	288	342	68
06	792	312	292	54
07	864	343	340	73
08	877	373	304	61
10	843	437	232	61
11	1,154	452	427	95
12	786	356	262	43
13	987	335	407	84
14	1,066	380	421	75
17	1,107	421	435	71
18	772	412	223	52
19	634	346	149	51
20	1,038	393	392	81
28	602	234	241	45
29	911	390	331	65
30	959	369	372	88
33	643	294	239	48
35	620	256	233	44
AVCB02	5,249	2,483	1,800	396
	22,761	9,730	8,190	1,731
TOTALS				
	22,761	9,730	8,190	1,731

■ Yellow in the TOTALS column means precinct hasn't reported

These same results may also be obtained via:

- > Election Telephone Hotline: 586.469.5209
- > 24-Hour Fax (Within MI): 1.888.99.CLERK (request document number 6700)
- > 24-Hour Fax (Outside of MI): 1.310.575.5035 (request document number 6700)



Election Results

Armada Twp Supervisor One 4-year term

official results, updated November 19, 3:07 PM

[Race List](#) | [Race Summary](#) | [Race Details](#) | [Race Details \(Printer Friendly\)](#)

	POLL BOOK TOTALS	John W. Paterek (REP)
ARMADA TOWNSHIP		
01	1,259	923
02	842	590
AVCB01	852	621
	2,953	2,134
TOTALS		
	2,953	2,134

■ Yellow in the TOTALS column means precinct hasn't reported

These same results may also be obtained via:

- > Election Telephone Hotline: 586.469.5209
- > 24-Hour Fax (Within MI): 1.888.99.CLERK (request document number 6700)
- > 24-Hour Fax (Outside of MI): 1.310.575.5035 (request document number 6700)



Election Results

Armada Twp Supervisor One 4-year term

official results, updated November 19, 3:07 PM

[Race List](#) | [Race Summary](#) | [Race Details](#) | [Race Details \(Printer Friendly\)](#)

	POLL BOOK TOTALS	John W. Paterek (REP)
ARMADA TOWNSHIP		
01	1,259	923
02	842	590
AVCB01	852	621
	2,953	2,134
TOTALS		
	2,953	2,134

■ Yellow in the TOTALS column means precinct hasn't reported

These same results may also be obtained via:

- > Election Telephone Hotline: 586.469.5209
- > 24-Hour Fax (Within MI): 1.888.99.CLERK (request document number 6700)
- > 24-Hour Fax (Outside of MI): 1.310.575.5035 (request document number 6700)



Election Results

Armada Twp Clerk One 4-year term

official results, updated November 19, 3:07 PM

[Race List](#) | [Race Summary](#) | [Race Details](#) | [Race Details \(Printer Friendly\)](#)

POLL BOOK TOTALS	Mary K. Swiacki (REP)
---------------------	--------------------------

ARMADA TOWNSHIP		
01	1,259	837
02	842	516
AVCB01	852	600
	2,953	1,953
TOTALS		
	2,953	1,953

■ Yellow in the TOTALS column means precinct hasn't reported

These same results may also be obtained via:

- > Election Telephone Hotline: 586.469.5209
- > 24-Hour Fax (Within MI): 1.888.99.CLERK (request document number 6700)
- > 24-Hour Fax (Outside of MI): 1.310.575.5035 (request document number 6700)



Election Results

Armada Twp Clerk One 4-year term

official results, updated November 19, 3:07 PM

[Race List](#) | [Race Summary](#) | [Race Details](#) | [Race Details \(Printer Friendly\)](#)

POLL BOOK TOTALS	Mary K. Swiacki (REP)
---------------------	--------------------------

ARMADA TOWNSHIP		
01	1,259	837
02	842	516
AVCB01	852	600
	2,953	1,953
TOTALS		
	2,953	1,953

■ Yellow in the TOTALS column means precinct hasn't reported

These same results may also be obtained via:

- > Election Telephone Hotline: 586.469.5209
- > 24-Hour Fax (Within MI): 1.888.99.CLERK (request document number 6700)
- > 24-Hour Fax (Outside of MI): 1.310.575.5035 (request document number 6700)



Armada Twp Treasurer One 4-year term

official results, updated November 19, 3:07 PM

[Race List](#) | [Race Summary](#) | [Race Details](#) | [Race Details \(Printer Friendly\)](#)

POLL BOOK TOTALS		Shannon Christoff (REP)
ARMADA TOWNSHIP		
01	1,259	761
02	842	467
AVCB01	852	536
	2,953	1,764
TOTALS		
	2,953	1,764

■ Yellow in the TOTALS column means precinct hasn't reported

These same results may also be obtained via:

- > Election Telephone Hotline: 586.469.5209
- > 24-Hour Fax (Within MI): 1.888.99.CLERK (request document number 6700)
- > 24-Hour Fax (Outside of MI): 1.310.575.5035 (request document number 6700)



Election Results

Armada Twp Treasurer One 4-year term

official results, updated November 19, 3:07 PM

[Race List](#) | [Race Summary](#) | [Race Details](#) | [Race Details \(Printer Friendly\)](#)

	POLL BOOK TOTALS	Shannon Christoff (REP)
ARMADA TOWNSHIP		
01	1,259	761
02	842	467
AVCB01	852	536
	2,953	1,764
TOTALS		
	2,953	1,764

■ Yellow in the TOTALS column means precinct hasn't reported

These same results may also be obtained via:

- > Election Telephone Hotline: 586.469.5209
- > 24-Hour Fax (Within MI): 1.888.99.CLERK (request document number 6700)
- > 24-Hour Fax (Outside of MI): 1.310.575.5035 (request document number 6700)



Election Results

Armada Twp Trustee Two 4-year terms

official results, updated November 19, 3:07 PM

[Race List](#) | [Race Summary](#) | [Race Details](#) | [Race Details \(Printer Friendly\)](#)

	POLL BOOK TOTALS	Margaret M. Ruthenberg (REP)	Wayne Lobeck (REP)
ARMADA TOWNSHIP			
01	1,259	720	712
02	842	444	426
AVCB01	852	570	522
	2,953	1,734	1,660
TOTALS			
	2,953	1,734	1,660

■ Yellow in the TOTALS column means precinct hasn't reported

These same results may also be obtained via:

- > Election Telephone Hotline: 586.469.5209
- > 24-Hour Fax (Within MI): 1.888.99.CLERK (request document number 6700)
- > 24-Hour Fax (Outside of MI): 1.310.575.5035 (request document number 6700)



Election Results

Armada Twp Trustee Two 4-year terms

official results, updated November 19, 3:07 PM

[Race List](#) | [Race Summary](#) | [Race Details](#) | [Race Details \(Printer Friendly\)](#)

	POLL BOOK TOTALS	Margaret M. Ruthenberg (REP)	Wayne Lobeck (REP)
ARMADA TOWNSHIP			
01	1,259	720	712
02	842	444	426
AVCB01	852	570	522
	2,953	1,734	1,660
TOTALS			
	2,953	1,734	1,660

■ Yellow in the TOTALS column means precinct hasn't reported

These same results may also be obtained via:

- > Election Telephone Hotline: 586.469.5209
- > 24-Hour Fax (Within MI): 1.888.99.CLERK (request document number 6700)
- > 24-Hour Fax (Outside of MI): 1.310.575.5035 (request document number 6700)



Election Results

Bruce Twp Supervisor One 4-year term

official results, updated November 19, 3:07 PM

[Race List](#) | [Race Summary](#) | [Race Details](#) | [Race Details \(Printer Friendly\)](#)

	POLL BOOK TOTALS	James Tignanelli (REP)
BRUCE TOWNSHIP		
01	738	462
02	1,208	860
03	754	489
04	796	600
AVCB01	1,525	1,106
	5,021	3,517
TOTALS		
	5,021	3,517

■ Yellow in the TOTALS column means precinct hasn't reported

These same results may also be obtained via:

- > Election Telephone Hotline: 586.469.5209
- > 24-Hour Fax (Within MI): 1.888.99.CLERK (request document number 6700)
- > 24-Hour Fax (Outside of MI): 1.310.575.5035 (request document number 6700)



Bruce Twp Supervisor One 4-year term

official results, updated November 19, 3:07 PM

[Race List](#) | [Race Summary](#) | [Race Details](#) | [Race Details \(Printer Friendly\)](#)

	POLL BOOK TOTALS	James Tignanelli (REP)
BRUCE TOWNSHIP		
01	738	462
02	1,208	860
03	754	489
04	796	600
AVCB01	1,525	1,106
	5,021	3,517
TOTALS		
	5,021	3,517

■ Yellow in the TOTALS column means precinct hasn't reported

These same results may also be obtained via:

- > Election Telephone Hotline: 586.469.5209
- > 24-Hour Fax (Within MI): 1.888.99.CLERK (request document number 6700)
- > 24-Hour Fax (Outside of MI): 1.310.575.5035 (request document number 6700)



Election Results

Bruce Twp Clerk One 4-year term

official results, updated November 19, 3:07 PM

[Race List](#) | [Race Summary](#) | [Race Details](#) | [Race Details \(Printer Friendly\)](#)

	POLL BOOK TOTALS	Susan Brockmann (REP)	Trese Servitto- Smith (DEM)
BRUCE TOWNSHIP			
01	738	342	298
02	1,208	708	340
03	754	379	261
04	796	488	218
AVCB01	1,525	956	428
	5,021	2,873	1,545
TOTALS			
	5,021	2,873	1,545

■ Yellow in the TOTALS column means precinct hasn't reported

These same results may also be obtained via:

- > Election Telephone Hotline: 586.469.5209
- > 24-Hour Fax (Within MI): 1.888.99.CLERK (request document number 6700)
- > 24-Hour Fax (Outside of MI): 1.310.575.5035 (request document number 6700)



Election Results

Bruce Twp Clerk One 4-year term

official results, updated November 19, 3:07 PM

[Race List](#) | [Race Summary](#) | [Race Details](#) | [Race Details \(Printer Friendly\)](#)

	POLL BOOK TOTALS	Susan Brockmann (REP)	Trese Servitto- Smith (DEM)
BRUCE TOWNSHIP			
01	738	342	298
02	1,208	708	340
03	754	379	261
04	796	488	218
AVCB01	1,525	956	428
	5,021	2,873	1,545
TOTALS			
	5,021	2,873	1,545

■ Yellow in the TOTALS column means precinct hasn't reported

These same results may also be obtained via:

- > Election Telephone Hotline: 586.469.5209
- > 24-Hour Fax (Within MI): 1.888.99.CLERK (request document number 6700)
- > 24-Hour Fax (Outside of MI): 1.310.575.5035 (request document number 6700)



Election Results

Bruce Twp Treasurer One 4-year term

official results, updated November 19, 3:07 PM

[Race List](#) | [Race Summary](#) | [Race Details](#) | [Race Details \(Printer Friendly\)](#)

	POLL BOOK TOTALS	Deborah S. Obrecht (REP)
BRUCE TOWNSHIP		
01	738	485
02	1,208	937
03	754	488
04	796	601
AVCB01	1,525	1,131
	5,021	3,642
TOTALS		
	5,021	3,642

■ Yellow in the TOTALS column means precinct hasn't reported

These same results may also be obtained via:

- > Election Telephone Hotline: 586.469.5209
- > 24-Hour Fax (Within MI): 1.888.99.CLERK (request document number 6700)
- > 24-Hour Fax (Outside of MI): 1.310.575.5035 (request document number 6700)



Election Results

Bruce Twp Treasurer One 4-year term

official results, updated November 19, 3:07 PM

[Race List](#) | [Race Summary](#) | [Race Details](#) | [Race Details \(Printer Friendly\)](#)

	POLL BOOK TOTALS	Deborah S. Obrecht (REP)
BRUCE TOWNSHIP		
01	738	485
02	1,208	937
03	754	488
04	796	601
AVCB01	1,525	1,131
	5,021	3,642
TOTALS		
	5,021	3,642

■ Yellow in the TOTALS column means precinct hasn't reported

These same results may also be obtained via:

- > Election Telephone Hotline: 586.469.5209
- > 24-Hour Fax (Within MI): 1.888.99.CLERK (request document number 6700)
- > 24-Hour Fax (Outside of MI): 1.310.575.5035 (request document number 6700)



Election Results

Bruce Twp Trustee Two 4-year terms

official results, updated November 19, 3:07 PM

[Race List](#) | [Race Summary](#) | [Race Details](#) | [Race Details \(Printer Friendly\)](#)

	POLL BOOK TOTALS	Arianna Welsh (DEM)	Mark Falker (REP)	Ron Walker (REP)
BRUCE TOWNSHIP				
01	738	350	366	287
02	1,208	346	747	680
03	754	324	393	340
04	796	252	497	435
AVCB01	1,525	501	1,001	882
	5,021	1,773	3,004	2,624
TOTALS				
	5,021	1,773	3,004	2,624

■ Yellow in the TOTALS column means precinct hasn't reported

These same results may also be obtained via:

- > Election Telephone Hotline: 586.469.5209
- > 24-Hour Fax (Within MI): 1.888.99.CLERK (request document number 6700)
- > 24-Hour Fax (Outside of MI): 1.310.575.5035 (request document number 6700)



Election Results

Bruce Twp Trustee Two 4-year terms

official results, updated November 19, 3:07 PM

[Race List](#) | [Race Summary](#) | [Race Details](#) | [Race Details \(Printer Friendly\)](#)

	POLL BOOK TOTALS	Arianna Welsh (DEM)	Mark Falker (REP)	Ron Walker (REP)
BRUCE TOWNSHIP				
01	738	350	366	287
02	1,208	346	747	680
03	754	324	393	340
04	796	252	497	435
AVCB01	1,525	501	1,001	882
	5,021	1,773	3,004	2,624
TOTALS				
	5,021	1,773	3,004	2,624

■ Yellow in the TOTALS column means precinct hasn't reported

These same results may also be obtained via:

- > Election Telephone Hotline: 586.469.5209
- > 24-Hour Fax (Within MI): 1.888.99.CLERK (request document number 6700)
- > 24-Hour Fax (Outside of MI): 1.310.575.5035 (request document number 6700)



Election Results

Chesterfield Twp Supervisor One 4-year term

official results, updated November 19, 3:07 PM

[Race List](#) | [Race Summary](#) | [Race Details](#) | [Race Details \(Printer Friendly\)](#)

	POLL BOOK TOTALS	Michael E. Lovelock (DEM)	Stephen M. Krull (REP)
CHESTERFIELD CHARTER TOWNSHIP			
01	1,008	538	376
02	1,078	593	371
03	1,403	673	571
04	314	141	141
05	857	450	316
06	968	431	414
07	1,072	567	407
08	975	492	374
09	1,109	577	414
10	831	394	361
11	874	471	294
12	534	298	156
13	1,064	485	426
14	604	282	264
15	517	381	83
16	530	266	202
17	214	94	88
18	1,190	718	338
19	350	144	168

■ Yellow in the TOTALS column means precinct hasn't reported

These same results may also be obtained via:

- > Election Telephone Hotline: 586.469.5209
- > 24-Hour Fax (Within MI): 1.888.99.CLERK (request document number 6700)
- > 24-Hour Fax (Outside of MI): 1.310.575.5035 (request document number 6700)



Election Results

Chesterfield Twp Supervisor One 4-year term

official results, updated November 19, 3:07 PM

[Race List](#) | [Race Summary](#) | [Race Details](#) | [Race Details \(Printer Friendly\)](#)

	POLL BOOK TOTALS	Michael E. Lovelock (DEM)	Stephen M. Krull (REP)
CHESTERFIELD CHARTER TOWNSHIP			
01	1,008	538	376
02	1,078	593	371
03	1,403	673	571
04	314	141	141
05	857	450	316
06	968	431	414
07	1,072	567	407
08	975	492	374
09	1,109	577	414
10	831	394	361
11	874	471	294
12	534	298	156
13	1,064	485	426
14	604	282	264
15	517	381	83
16	530	266	202
17	214	94	88
18	1,190	718	338
19	350	144	168
20	706	323	311
AVCB01	1,312	711	501
AVCB02	2,195	1,183	874
AVCB03	1,905	968	792
	21,610	11,180	8,242
TOTALS			
	21,610	11,180	8,242

■ Yellow in the TOTALS column means precinct hasn't reported

These same results may also be obtained via:

- > Election Telephone Hotline: 586.469.5209
- > 24-Hour Fax (Within MI): 1.888.99.CLERK (request document number 6700)
- > 24-Hour Fax (Outside of MI): 1.310.575.5035 (request document number 6700)



Election Results

Chesterfield Twp Clerk One 4-year term

official results, updated November 19, 3:07 PM

[Race List](#) | [Race Summary](#) | [Race Details](#) | [Race Details \(Printer Friendly\)](#)

	POLL BOOK TOTALS	Janice M. Uglis (DEM)	Kelly Jo Smolarek (REP)
CHESTERFIELD CHARTER TOWNSHIP			
01	1,008	540	366
02	1,078	564	398
03	1,403	613	622
04	314	139	142
05	857	431	310
06	968	416	408
07	1,072	530	425
08	975	454	405
09	1,109	523	444
10	831	354	387
11	874	439	327
12	534	263	186
13	1,064	444	456
14	604	277	262
15	517	367	98
16	530	269	193
17	214	98	81
18	1,190	691	361
19	350	142	171

■ Yellow in the TOTALS column means precinct hasn't reported

These same results may also be obtained via:

- > Election Telephone Hotline: 586.469.5209
- > 24-Hour Fax (Within MI): 1.888.99.CLERK (request document number 6700)
- > 24-Hour Fax (Outside of MI): 1.310.575.5035 (request document number 6700)



Election Results

Chesterfield Twp Clerk One 4-year term

official results, updated November 19, 3:07 PM

[Race List](#) | [Race Summary](#) | [Race Details](#) | [Race Details \(Printer Friendly\)](#)

	POLL BOOK TOTALS	Janice M. Uglis (DEM)	Kelly Jo Smolarek (REP)
CHESTERFIELD CHARTER TOWNSHIP			
01	1,008	540	366
02	1,078	564	398
03	1,403	613	622
04	314	139	142
05	857	431	310
06	968	416	408
07	1,072	530	425
08	975	454	405
09	1,109	523	444
10	831	354	387
11	874	439	327
12	534	263	186
13	1,064	444	456
14	604	277	262
15	517	367	98
16	530	269	193
17	214	98	81
18	1,190	691	361
19	350	142	171
20	706	313	318
AVCB01	1,312	649	578
AVCB02	2,195	1,089	957
AVCB03	1,905	911	845
	21,610	10,516	8,740
TOTALS			
	21,610	10,516	8,740

■ Yellow in the TOTALS column means precinct hasn't reported

These same results may also be obtained via:

- > Election Telephone Hotline: 586.469.5209
- > 24-Hour Fax (Within MI): 1.888.99.CLERK (request document number 6700)
- > 24-Hour Fax (Outside of MI): 1.310.575.5035 (request document number 6700)



Election Results

Chesterfield Twp Treasurer One 4-year term

official results, updated November 19, 3:07 PM

[Race List](#) | [Race Summary](#) | [Race Details](#) | [Race Details \(Printer Friendly\)](#)

	POLL BOOK TOTALS	Linda Hartman (DEM)	Pam Harris (REP)
CHESTERFIELD CHARTER TOWNSHIP			
01	1,008	508	382
02	1,078	537	404
03	1,403	620	582
04	314	124	142
05	857	373	354
06	968	414	389
07	1,072	502	441
08	975	430	402
09	1,109	528	428
10	831	333	397
11	874	438	299
12	534	253	180
13	1,064	470	410
14	604	270	264
15	517	365	93
16	530	277	182
17	214	86	91
18	1,190	674	362
19	350	154	152
20	706	306	315

■ Yellow in the TOTALS column means precinct hasn't reported

These same results may also be obtained via:

- > Election Telephone Hotline: 586.469.5209
- > 24-Hour Fax (Within MI): 1.888.99.CLERK (request document number 6700)
- > 24-Hour Fax (Outside of MI): 1.310.575.5035 (request document number 6700)



Election Results

Chesterfield Twp Treasurer One 4-year term

official results, updated November 19, 3:07 PM

[Race List](#) | [Race Summary](#) | [Race Details](#) | [Race Details \(Printer Friendly\)](#)

	POLL BOOK TOTALS	Linda Hartman (DEM)	Pam Harris (REP)
CHESTERFIELD CHARTER TOWNSHIP			
01	1,008	508	382
02	1,078	537	404
03	1,403	620	582
04	314	124	142
05	857	373	354
06	968	414	389
07	1,072	502	441
08	975	430	402
09	1,109	528	428
10	831	333	397
11	874	438	299
12	534	253	180
13	1,064	470	410
14	604	270	264
15	517	365	93
16	530	277	182
17	214	86	91
18	1,190	674	362
19	350	154	152
20	706	306	315
AVCB01	1,312	697	523
AVCB02	2,195	1,119	886
AVCB03	1,905	912	809
	21,610	10,390	8,487
TOTALS			
	21,610	10,390	8,487

■ Yellow in the TOTALS column means precinct hasn't reported

These same results may also be obtained via:

- > Election Telephone Hotline: 586.469.5209
- > 24-Hour Fax (Within MI): 1.888.99.CLERK (request document number 6700)
- > 24-Hour Fax (Outside of MI): 1.310.575.5035 (request document number 6700)



Election Results

Chesterfield Twp Trustee Four 4-year terms

official results, updated November 19, 3:07 PM

[Race List](#) | [Race Summary](#) | [Race Details](#) | [Race Details \(Printer Friendly\)](#)

POLL BOOK TOTALS	Amy Zarate (REP)	Brian Scott DeMuynck (REP)	Cheryl Printz (DEM)	Christine Bell (DEM)	David Joseph (REP)	Jodi K. Jones (REP)	Michele Ficht (DEM)	Paula Frame (DEM)
------------------	------------------	----------------------------	---------------------	----------------------	--------------------	---------------------	---------------------	-------------------

CHESTERFIELD CHARTER TOWNSHIP									
01	1,008	337	380	409	461	370	348	421	378
02	1,078	357	404	427	426	449	393	414	389
03	1,403	476	549	518	557	549	542	498	570
04	314	135	128	108	96	143	128	98	97
05	857	273	328	300	348	293	320	301	262
06	968	344	362	329	361	349	356	350	320
07	1,072	384	428	407	448	413	404	421	398
08	975	311	371	362	365	385	363	363	343
09	1,109	343	395	415	419	417	373	512	409
10	831	327	414	269	290	395	351	254	235
11	874	249	284	424	342	272	299	333	324
12	534	178	185	214	234	177	161	216	215
13	1,064	345	405	391	397	388	391	378	375
14	604	220	250	231	251	233	242	229	218
15	517	78	80	329	351	83	79	340	315
16	530	155	188	220	226	183	217	210	219
17	214	69	84	72	73	81	75	79	72
18	1,190	304	321	576	623	319	320	601	575
19	350	136	150	119	138	153	144	114	128

■ Yellow in the TOTALS column means precinct hasn't reported

These same results may also be obtained via:

- > Election Telephone Hotline: 586.469.5209
- > 24-Hour Fax (Within MI): 1.888.99.CLERK (request document number 6700)
- > 24-Hour Fax (Outside of MI): 1.310.575.5035 (request document number 6700)



Election Results

Chesterfield Twp Trustee Four 4-year terms

official results, updated November 19, 3:07 PM

[Race List](#) | [Race Summary](#) | [Race Details](#) | [Race Details \(Printer Friendly\)](#)

POLL BOOK TOTALS	Amy Zarate (REP)	Brian Scott DeMuynck (REP)	Cheryl Printz (DEM)	Christine Bell (DEM)	David Joseph (REP)	Jodi K. Jones (REP)	Michele Ficht (DEM)	Paula Frame (DEM)
------------------	------------------	----------------------------	---------------------	----------------------	--------------------	---------------------	---------------------	-------------------

CHESTERFIELD CHARTER TOWNSHIP									
01	1,008	337	380	409	461	370	348	421	378
02	1,078	357	404	427	426	449	393	414	389
03	1,403	476	549	518	557	549	542	498	570
04	314	135	128	108	96	143	128	98	97
05	857	273	328	300	348	293	320	301	262
06	968	344	362	329	361	349	356	350	320
07	1,072	384	428	407	448	413	404	421	398
08	975	311	371	362	365	385	363	363	343
09	1,109	343	395	415	419	417	373	512	409
10	831	327	414	269	290	395	351	254	235
11	874	249	284	424	342	272	299	333	324
12	534	178	185	214	234	177	161	216	215
13	1,064	345	405	391	397	388	391	378	375
14	604	220	250	231	251	233	242	229	218
15	517	78	80	329	351	83	79	340	315
16	530	155	188	220	226	183	217	210	219
17	214	69	84	72	73	81	75	79	72
18	1,190	304	321	576	623	319	320	601	575
19	350	136	150	119	138	153	144	114	128
20	706	259	315	260	288	286	281	258	204
AVCB01	1,312	478	544	614	618	508	487	596	579
AVCB02	2,195	798	951	955	940	929	846	947	873
AVCB03	1,905	714	824	826	771	811	793	833	740
	21,610	7,270	8,340	8,775	9,023	8,186	7,913	8,766	8,238
TOTALS									
	21,610	7,270	8,340	8,775	9,023	8,186	7,913	8,766	8,238

■ Yellow in the TOTALS column means precinct hasn't reported

These same results may also be obtained via:

- > Election Telephone Hotline: 586.469.5209
- > 24-Hour Fax (Within MI): 1.888.99.CLERK (request document number 6700)
- > 24-Hour Fax (Outside of MI): 1.310.575.5035 (request document number 6700)



Chesterfield Twp Library Board Six 4-year terms

official results, updated November 19, 3:07 PM

[Race List](#) | [Race Summary](#) | [Race Details](#) | [Race Details \(Printer Friendly\)](#)

POLL BOOK TOTALS	Alan Dean Naldrett	Jean V. Davis	Karen Campbell	Kermit Harris	Loraine DeMuyck
------------------	--------------------	---------------	----------------	---------------	-----------------

CHESTERFIELD CHARTER TOWNSHIP						
01	1,008	316	276	347	280	349
02	1,078	410	281	364	268	336
03	1,403	377	363	480	365	459
04	314	93	89	111	84	111
05	857	277	204	273	216	269
06	968	316	279	346	273	320
07	1,072	356	287	392	292	363
08	975	291	256	353	270	317
09	1,109	325	331	454	306	396
10	831	260	229	301	220	312
11	874	216	216	295	201	257
12	534	130	141	199	141	170
13	1,064	284	302	380	287	362
14	604	180	147	212	156	185
15	517	117	152	215	144	155
16	530	145	149	201	137	176
17	214	83	69	91	61	76
18	1,190	268	296	416	295	381
19	350	115	115	146	112	134
20	706	241	218	270	219	270

■ Yellow in the TOTALS column means precinct hasn't reported

These same results may also be obtained via:

- > Election Telephone Hotline: 586.469.5209
- > 24-Hour Fax (Within MI): 1.888.99.CLERK (request document number 6700)
- > 24-Hour Fax (Outside of MI): 1.310.575.5035 (request document number 6700)



Election Results

Chesterfield Twp Library Board Six 4-year terms

official results, updated November 19, 3:07 PM

[Race List](#) | [Race Summary](#) | [Race Details](#) | [Race Details \(Printer Friendly\)](#)

	POLL BOOK TOTALS	Alan Dean Naldrett	Jean V. Davis	Karen Campbell	Kermit Harris	Loraine DeMuyck
CHESTERFIELD CHARTER TOWNSHIP						
01	1,008	316	276	347	280	349
02	1,078	410	281	364	268	336
03	1,403	377	363	480	365	459
04	314	93	89	111	84	111
05	857	277	204	273	216	269
06	968	316	279	346	273	320
07	1,072	356	287	392	292	363
08	975	291	256	353	270	317
09	1,109	325	331	454	306	396
10	831	260	229	301	220	312
11	874	216	216	295	201	257
12	534	130	141	199	141	170
13	1,064	284	302	380	287	362
14	604	180	147	212	156	185
15	517	117	152	215	144	155
16	530	145	149	201	137	176
17	214	83	69	91	61	76
18	1,190	268	296	416	295	381
19	350	115	115	146	112	134
20	706	241	218	270	219	270
AVCB01	1,312	536	540	619	518	632
AVCB02	2,195	937	865	965	813	989
AVCB03	1,905	750	708	822	701	826
	21,610	7,023	6,513	8,252	6,359	7,845
TOTALS						
	21,610	7,023	6,513	8,252	6,359	7,845

■ Yellow in the TOTALS column means precinct hasn't reported

These same results may also be obtained via:

- > Election Telephone Hotline: 586.469.5209
- > 24-Hour Fax (Within MI): 1.888.99.CLERK (request document number 6700)
- > 24-Hour Fax (Outside of MI): 1.310.575.5035 (request document number 6700)



Election Results

Clinton Twp Supervisor One 4-year term

official results, updated November 19, 3:07 PM

[Race List](#) | [Race Summary](#) | [Race Details](#) | [Race Details \(Printer Friendly\)](#)

POLL BOOK
TOTALS

Robert James
Cannon
(REP)

CLINTON TOWNSHIP		
01	647	398
02	361	220
03	929	483
04	632	334
05	886	224
06	849	399
07	449	285
08	741	398
09	554	297
10	632	396
11	707	409
12	490	261
13	864	436
14	370	230
15	748	432
16	697	414
17	1,026	490
18	757	464
19	474	352

■ Yellow in the TOTALS column means precinct hasn't reported

These same results may also be obtained via:

- > Election Telephone Hotline: 586.469.5209
- > 24-Hour Fax (Within MI): 1.888.99.CLERK (request document number 6700)
- > 24-Hour Fax (Outside of MI): 1.310.575.5035 (request document number 6700)



Election Results

Clinton Twp Supervisor One 4-year term

official results, updated November 19, 3:07 PM

[Race List](#) | [Race Summary](#) | [Race Details](#) | [Race Details \(Printer Friendly\)](#)

POLL BOOK
TOTALS

Robert James
Cannon
(REP)

CLINTON TOWNSHIP		
01	647	398
02	361	220
03	929	483
04	632	334
05	886	224
06	849	399
07	449	285
08	741	398
09	554	297
10	632	396
11	707	409
12	490	261
13	864	436
14	370	230
15	748	432
16	697	414
17	1,026	490
18	757	464
19	474	352
20	842	340
21	394	222
22	946	377
23	978	636
24	568	359
25	808	488
26	897	564
27	612	441
28	596	180
29	964	667
30	775	424
31	1,053	560
32	507	319
33	1,223	652
34	794	318
35		

	908	573
36	1,007	570
37	1,018	571
38	702	507
39	588	397
40	922	579
41	829	492
42	1,139	604
43	270	182
44	973	652
45	809	575
46	579	324
AVCB01	4,394	2,971
AVCB02	2,028	1,196
AVCB03	3,806	2,505
AVCB04	840	500
AVCB05	764	338
AVCB06	768	468
AVCB07	1,316	890
AVCB08	1,649	1,102
	50,079	29,465
TOTALS		
	50,079	29,465

■ Yellow in the TOTALS column means precinct hasn't reported

These same results may also be obtained via:

- > Election Telephone Hotline: 586.469.5209
- > 24-Hour Fax (Within MI): 1.888.99.CLERK (request document number 6700)
- > 24-Hour Fax (Outside of MI): 1.310.575.5035 (request document number 6700)



Election Results

Clinton Twp Clerk One 4-year term

official results, updated November 19, 3:07 PM

[Race List](#) | [Race Summary](#) | [Race Details](#) | [Race Details \(Printer Friendly\)](#)

POLL BOOK TOTALS	George Fitzgerald (DEM)
---------------------	-------------------------------

CLINTON TOWNSHIP		
01	647	406
02	361	211
03	929	684
04	632	451
05	886	788
06	849	621
07	449	338
08	741	529
09	554	366
10	632	375
11	707	508
12	490	328
13	864	585
14	370	241
15	748	518
16	697	433
17	1,026	775
18	757	472
19	474	297

■ Yellow in the TOTALS column means precinct hasn't reported

These same results may also be obtained via:

- > Election Telephone Hotline: 586.469.5209
- > 24-Hour Fax (Within MI): 1.888.99.CLERK (request document number 6700)
- > 24-Hour Fax (Outside of MI): 1.310.575.5035 (request document number 6700)



Election Results

Clinton Twp Clerk One 4-year term

official results, updated November 19, 3:07 PM

[Race List](#) | [Race Summary](#) | [Race Details](#) | [Race Details \(Printer Friendly\)](#)

POLL BOOK
TOTALS

George
Fitzgerald
(DEM)

CLINTON TOWNSHIP		
01	647	406
02	361	211
03	929	684
04	632	451
05	886	788
06	849	621
07	449	338
08	741	529
09	554	366
10	632	375
11	707	508
12	490	328
13	864	585
14	370	241
15	748	518
16	697	433
17	1,026	775
18	757	472
19	474	297
20	842	607
21	394	260
22	946	718
23	978	596
24	568	373
25	808	592
26	897	555
27	612	388
28	596	501
29	964	584
30	775	524
31	1,053	675
32	507	311
33	1,223	846
34	794	591
35		

	908	577
36	1,007	702
37	1,018	662
38	702	415
39	588	362
40	922	564
41	829	564
42	1,139	797
43	270	155
44	973	638
45	809	486
46	579	396
AVCB01	4,394	2,949
AVCB02	2,028	1,441
AVCB03	3,806	2,541
AVCB04	840	593
AVCB05	764	577
AVCB06	768	551
AVCB07	1,316	846
AVCB08	1,649	1,173
	50,079	34,036
TOTALS		
	50,079	34,036

■ Yellow in the TOTALS column means precinct hasn't reported

These same results may also be obtained via:

- > Election Telephone Hotline: 586.469.5209
- > 24-Hour Fax (Within MI): 1.888.99.CLERK (request document number 6700)
- > 24-Hour Fax (Outside of MI): 1.310.575.5035 (request document number 6700)



Election Results

Clinton Twp Treasurer One 4-year term

official results, updated November 19, 3:07 PM

[Race List](#) | [Race Summary](#) | [Race Details](#) | [Race Details \(Printer Friendly\)](#)

POLL BOOK TOTALS	William J. Sowerby (DEM)
---------------------	--------------------------------

CLINTON TOWNSHIP		
01	647	410
02	361	213
03	929	686
04	632	446
05	886	780
06	849	620
07	449	326
08	741	534
09	554	368
10	632	376
11	707	521
12	490	329
13	864	581
14	370	237
15	748	516
16	697	426
17	1,026	778
18	757	465
19	474	303

■ Yellow in the TOTALS column means precinct hasn't reported

These same results may also be obtained via:

- > Election Telephone Hotline: 586.469.5209
- > 24-Hour Fax (Within MI): 1.888.99.CLERK (request document number 6700)
- > 24-Hour Fax (Outside of MI): 1.310.575.5035 (request document number 6700)



Election Results

Clinton Twp Treasurer One 4-year term

official results, updated November 19, 3:07 PM

[Race List](#) | [Race Summary](#) | [Race Details](#) | [Race Details \(Printer Friendly\)](#)

POLL BOOK
TOTALS

William J.
Sowerby
(DEM)

CLINTON TOWNSHIP		
01	647	410
02	361	213
03	929	686
04	632	446
05	886	780
06	849	620
07	449	326
08	741	534
09	554	368
10	632	376
11	707	521
12	490	329
13	864	581
14	370	237
15	748	516
16	697	426
17	1,026	778
18	757	465
19	474	303
20	842	604
21	394	263
22	946	715
23	978	606
24	568	382
25	808	577
26	897	557
27	612	393
28	596	491
29	964	579
30	775	535
31	1,053	677
32	507	305
33	1,223	840
34	794	584
35		

	908	584
36	1,007	695
37	1,018	653
38	702	420
39	588	359
40	922	560
41	829	551
42	1,139	792
43	270	154
44	973	634
45	809	484
46	579	400
AVCB01	4,394	2,958
AVCB02	2,028	1,478
AVCB03	3,806	2,588
AVCB04	840	592
AVCB05	764	585
AVCB06	768	561
AVCB07	1,316	856
AVCB08	1,649	1,173
	50,079	34,100
TOTALS		
	50,079	34,100

■ Yellow in the TOTALS column means precinct hasn't reported

These same results may also be obtained via:

- > Election Telephone Hotline: 586.469.5209
- > 24-Hour Fax (Within MI): 1.888.99.CLERK (request document number 6700)
- > 24-Hour Fax (Outside of MI): 1.310.575.5035 (request document number 6700)



Election Results

Clinton Twp Trustee Four 4-year terms

official results, updated November 19, 3:07 PM

[Race List](#) | [Race Summary](#) | [Race Details](#) | [Race Details \(Printer Friendly\)](#)

POLL BOOK TOTALS	Dean Joseph Reynolds (DEM)	Derek Wilczynski (REP)	Ernest Hornung (DEM)	Jenifer Jo West (DEM)	John Russi (REP)	Kenneth Pearl (DEM)
------------------	----------------------------	------------------------	----------------------	-----------------------	------------------	---------------------

CLINTON TOWNSHIP

01	647	265	237	294	295	244	271
02	361	151	123	164	169	127	143
03	929	526	247	526	549	258	517
04	632	344	172	354	356	179	351
05	886	729	50	729	737	51	733
06	849	483	206	507	518	237	488
07	449	246	146	244	254	149	234
08	741	386	221	417	426	231	392
09	554	280	177	288	304	192	279
10	632	292	266	259	286	278	289
11	707	375	193	401	420	230	367
12	490	243	135	255	263	142	232
13	864	474	244	454	473	258	469
14	370	173	103	181	178	117	184
15	748	374	218	409	408	256	375
16	697	300	259	338	330	276	328
17	1,026	635	223	653	643	238	621
18	757	307	280	328	337	303	320
19	474	180	236	180	173	255	208

■ Yellow in the TOTALS column means precinct hasn't reported

These same results may also be obtained via:

- > Election Telephone Hotline: 586.469.5209
- > 24-Hour Fax (Within MI): 1.888.99.CLERK (request document number 6700)
- > 24-Hour Fax (Outside of MI): 1.310.575.5035 (request document number 6700)



Election Results

Clinton Twp Trustee Four 4-year terms

official results, updated November 19, 3:07 PM

[Race List](#) | [Race Summary](#) | [Race Details](#) | [Race Details \(Printer Friendly\)](#)

POLL BOOK TOTALS	Dean Joseph Reynolds (DEM)	Derek Wilczynski (REP)	Ernest Hornung (DEM)	Jenifer Jo West (DEM)	John Russi (REP)	Kenneth Pearl (DEM)
------------------	----------------------------	------------------------	----------------------	-----------------------	------------------	---------------------

CLINTON TOWNSHIP							
01	647	265	237	294	295	244	271
02	361	151	123	164	169	127	143
03	929	526	247	526	549	258	517
04	632	344	172	354	356	179	351
05	886	729	50	729	737	51	733
06	849	483	206	507	518	237	488
07	449	246	146	244	254	149	234
08	741	386	221	417	426	231	392
09	554	280	177	288	304	192	279
10	632	292	266	259	286	278	289
11	707	375	193	401	420	230	367
12	490	243	135	255	263	142	232
13	864	474	244	454	473	258	469
14	370	173	103	181	178	117	184
15	748	374	218	409	408	256	375
16	697	300	259	338	330	276	328
17	1,026	635	223	653	643	238	621
18	757	307	280	328	337	303	320
19	474	180	236	180	173	255	208
20	842	510	188	510	530	191	485
21	394	181	133	184	201	139	193
22	946	593	173	618	622	179	609
23	978	410	366	474	430	382	413
24	568	239	215	245	270	216	248
25	808	411	264	453	442	270	409
26	897	391	368	399	424	400	414
27	612	196	271	259	248	311	234
28	596	432	61	426	437	61	427
29	964	344	395	371	402	432	382
30	775	382	222	396	400	233	385
31	1,053	496	299	507	524	318	496
32	507	197	233	205	219	239	207
33	1,223	620	362	631	683	383	615
34	794	477	143	494	489	146	500
35							

	908	357	332	402	393	357	392
36	1,007	482	315	518	509	317	511
37	1,018	447	303	483	460	332	475
38	702	249	310	256	250	352	260
39	588	228	232	260	259	259	229
40	922	378	324	402	403	339	377
41	829	360	243	378	382	271	377
42	1,139	562	305	593	586	321	580
43	270	93	115	96	106	136	85
44	973	411	355	445	430	414	427
45	809	298	368	298	333	408	314
46	579	282	200	280	304	213	303
AVCB01	4,394	2,105	1,750	2,395	2,268	1,944	2,126
AVCB02	2,028	1,143	649	1,220	1,235	749	1,138
AVCB03	3,806	2,018	1,465	2,074	2,019	1,600	1,911
AVCB04	840	448	299	478	485	327	451
AVCB05	764	496	178	509	497	193	491
AVCB06	768	418	287	461	458	302	398
AVCB07	1,316	625	545	709	682	595	635
AVCB08	1,649	882	631	970	911	689	840
	50,079	24,924	16,635	26,380	26,410	18,039	25,138
TOTALS							
	50,079	24,924	16,635	26,380	26,410	18,039	25,138

■ Yellow in the TOTALS column means precinct hasn't reported

These same results may also be obtained via:

- > Election Telephone Hotline: 586.469.5209
- > 24-Hour Fax (Within MI): 1.888.99.CLERK (request document number 6700)
- > 24-Hour Fax (Outside of MI): 1.310.575.5035 (request document number 6700)



Election Results

Harrison Twp Supervisor One 4-year term

official results, updated November 19, 3:07 PM

[Race List](#) | [Race Summary](#) | [Race Details](#) | [Race Details \(Printer Friendly\)](#)

	POLL BOOK TOTALS	Anthony G. Forlini (REP)	Mark Knowles (DEM)
HARRISON CHARTER TOWNSHIP			
01	961	333	555
02	670	282	324
03	784	360	356
04	1,269	644	538
05	908	475	384
06	1,232	570	551
07	999	506	418
08	265	63	180
09	554	315	202
10	672	285	326
11	799	247	479
12	373	125	210
AVCB01	4,196	2,191	1,787
	13,682	6,396	6,310
TOTALS			
	13,682	6,396	6,310

■ Yellow in the TOTALS column means precinct hasn't reported

These same results may also be obtained via:

- > Election Telephone Hotline: 586.469.5209
- > 24-Hour Fax (Within MI): 1.888.99.CLERK (request document number 6700)
- > 24-Hour Fax (Outside of MI): 1.310.575.5035 (request document number 6700)



Election Results

Harrison Twp Supervisor One 4-year term

official results, updated November 19, 3:07 PM

[Race List](#) | [Race Summary](#) | [Race Details](#) | [Race Details \(Printer Friendly\)](#)

	POLL BOOK TOTALS	Anthony G. Forlini (REP)	Mark Knowles (DEM)
HARRISON CHARTER TOWNSHIP			
01	961	333	555
02	670	282	324
03	784	360	356
04	1,269	644	538
05	908	475	384
06	1,232	570	551
07	999	506	418
08	265	63	180
09	554	315	202
10	672	285	326
11	799	247	479
12	373	125	210
AVCB01	4,196	2,191	1,787
	13,682	6,396	6,310
TOTALS			
	13,682	6,396	6,310

■ Yellow in the TOTALS column means precinct hasn't reported

These same results may also be obtained via:

- > Election Telephone Hotline: 586.469.5209
- > 24-Hour Fax (Within MI): 1.888.99.CLERK (request document number 6700)
- > 24-Hour Fax (Outside of MI): 1.310.575.5035 (request document number 6700)



Election Results

Harrison Twp Clerk One 4-year term

official results, updated November 19, 3:07 PM

[Race List](#) | [Race Summary](#) | [Race Details](#) | [Race Details \(Printer Friendly\)](#)

	POLL BOOK TOTALS	James A. Ulinski (DEM)	Jan P. Jorgensen (REP)
HARRISON CHARTER TOWNSHIP			
01	961	474	386
02	670	314	278
03	784	301	388
04	1,269	465	669
05	908	266	555
06	1,232	447	635
07	999	336	556
08	265	171	70
09	554	165	334
10	672	246	338
11	799	423	284
12	373	184	137
AVCB01	4,196	1,328	2,622
	13,682	5,120	7,252
TOTALS			
	13,682	5,120	7,252

■ Yellow in the TOTALS column means precinct hasn't reported

These same results may also be obtained via:

- > Election Telephone Hotline: 586.469.5209
- > 24-Hour Fax (Within MI): 1.888.99.CLERK (request document number 6700)
- > 24-Hour Fax (Outside of MI): 1.310.575.5035 (request document number 6700)



Election Results

Harrison Twp Clerk One 4-year term

official results, updated November 19, 3:07 PM

[Race List](#) | [Race Summary](#) | [Race Details](#) | [Race Details \(Printer Friendly\)](#)

	POLL BOOK TOTALS	James A. Ulinski (DEM)	Jan P. Jorgensen (REP)
HARRISON CHARTER TOWNSHIP			
01	961	474	386
02	670	314	278
03	784	301	388
04	1,269	465	669
05	908	266	555
06	1,232	447	635
07	999	336	556
08	265	171	70
09	554	165	334
10	672	246	338
11	799	423	284
12	373	184	137
AVCB01	4,196	1,328	2,622
	13,682	5,120	7,252
TOTALS			
	13,682	5,120	7,252

■ Yellow in the TOTALS column means precinct hasn't reported

These same results may also be obtained via:

- > Election Telephone Hotline: 586.469.5209
- > 24-Hour Fax (Within MI): 1.888.99.CLERK (request document number 6700)
- > 24-Hour Fax (Outside of MI): 1.310.575.5035 (request document number 6700)



Election Results

Harrison Twp Treasurer One 4-year term

official results, updated November 19, 3:07 PM

[Race List](#) | [Race Summary](#) | [Race Details](#) | [Race Details \(Printer Friendly\)](#)

	POLL BOOK TOTALS	Darrin S. York (REP)
HARRISON CHARTER TOWNSHIP		
01	961	529
02	670	354
03	784	448
04	1,269	756
05	908	602
06	1,232	701
07	999	618
08	265	133
09	554	356
10	672	393
11	799	398
12	373	195
AVCB01	4,196	2,626
	13,682	8,109
TOTALS		
	13,682	8,109

■ Yellow in the TOTALS column means precinct hasn't reported

These same results may also be obtained via:

- > Election Telephone Hotline: 586.469.5209
- > 24-Hour Fax (Within MI): 1.888.99.CLERK (request document number 6700)
- > 24-Hour Fax (Outside of MI): 1.310.575.5035 (request document number 6700)



Election Results

Harrison Twp Treasurer One 4-year term

official results, updated November 19, 3:07 PM

[Race List](#) | [Race Summary](#) | [Race Details](#) | [Race Details \(Printer Friendly\)](#)

	POLL BOOK TOTALS	Darrin S. York (REP)
HARRISON CHARTER TOWNSHIP		
01	961	529
02	670	354
03	784	448
04	1,269	756
05	908	602
06	1,232	701
07	999	618
08	265	133
09	554	356
10	672	393
11	799	398
12	373	195
AVCB01	4,196	2,626
	13,682	8,109
TOTALS		
	13,682	8,109

■ Yellow in the TOTALS column means precinct hasn't reported

These same results may also be obtained via:

- > Election Telephone Hotline: 586.469.5209
- > 24-Hour Fax (Within MI): 1.888.99.CLERK (request document number 6700)
- > 24-Hour Fax (Outside of MI): 1.310.575.5035 (request document number 6700)



Election Results

Harrison Twp Trustee Four 4-year terms

official results, updated November 19, 3:07 PM

[Race List](#) | [Race Summary](#) | [Race Details](#) | [Race Details \(Printer Friendly\)](#)

POLL BOOK TOTALS	Barbara C. Urban (REP)	David Bratto (DEM)	Frank Kapral (REP)	John Swiatkowski (DEM)	Kenneth J. Verkest (REP)	Larry Tomenello (REP)	Linda Karczewski (DEM)	Loreen Dennis (DEM)	
HARRISON CHARTER TOWNSHIP									
01	961	278	471	287	478	271	300	456	452
02	670	217	280	211	326	192	227	292	277
03	784	303	286	311	322	284	304	306	267
04	1,269	482	466	551	462	530	580	441	414
05	908	432	255	453	272	438	502	217	204
06	1,232	425	511	462	504	521	503	415	402
07	999	421	341	426	367	443	430	337	312
08	265	62	164	53	163	43	47	166	163
09	554	294	148	268	183	263	288	163	144
10	672	258	263	265	265	283	258	250	214
11	799	209	411	200	444	173	197	421	413
12	373	112	181	109	186	86	110	183	175
AVCB01	4,196	1,977	1,512	1,908	1,766	2,014	2,034	1,487	1,413
	13,682	5,470	5,289	5,504	5,738	5,541	5,780	5,134	4,850
TOTALS									
	13,682	5,470	5,289	5,504	5,738	5,541	5,780	5,134	4,850

■ Yellow in the TOTALS column means precinct hasn't reported

These same results may also be obtained via:

- > Election Telephone Hotline: 586.469.5209
- > 24-Hour Fax (Within MI): 1.888.99.CLERK (request document number 6700)
- > 24-Hour Fax (Outside of MI): 1.310.575.5035 (request document number 6700)



Election Results

Harrison Twp Trustee Four 4-year terms

official results, updated November 19, 3:07 PM

[Race List](#) | [Race Summary](#) | [Race Details](#) | [Race Details \(Printer Friendly\)](#)

POLL BOOK TOTALS	Barbara C. Urban (REP)	David Bratto (DEM)	Frank Kapral (REP)	John Swiatkowski (DEM)	Kenneth J. Verkest (REP)	Larry Tomenello (REP)	Linda Karczewski (DEM)	Loreen Dennis (DEM)	
HARRISON CHARTER TOWNSHIP									
01	961	278	471	287	478	271	300	456	452
02	670	217	280	211	326	192	227	292	277
03	784	303	286	311	322	284	304	306	267
04	1,269	482	466	551	462	530	580	441	414
05	908	432	255	453	272	438	502	217	204
06	1,232	425	511	462	504	521	503	415	402
07	999	421	341	426	367	443	430	337	312
08	265	62	164	53	163	43	47	166	163
09	554	294	148	268	183	263	288	163	144
10	672	258	263	265	265	283	258	250	214
11	799	209	411	200	444	173	197	421	413
12	373	112	181	109	186	86	110	183	175
AVCB01	4,196	1,977	1,512	1,908	1,766	2,014	2,034	1,487	1,413
	13,682	5,470	5,289	5,504	5,738	5,541	5,780	5,134	4,850
TOTALS									
	13,682	5,470	5,289	5,504	5,738	5,541	5,780	5,134	4,850

■ Yellow in the TOTALS column means precinct hasn't reported

These same results may also be obtained via:

- > Election Telephone Hotline: 586.469.5209
- > 24-Hour Fax (Within MI): 1.888.99.CLERK (request document number 6700)
- > 24-Hour Fax (Outside of MI): 1.310.575.5035 (request document number 6700)



Election Results

Lake Twp Supervisor One 4-year term

official results, updated November 19, 3:07 PM

[Race List](#) | [Race Summary](#) | [Race Details](#) | [Race Details \(Printer Friendly\)](#)

	POLL BOOK TOTALS	Richard F. Fox (REP)
LAKE TOWNSHIP		
01	40	30
	40	30
TOTALS		
	40	30

■ Yellow in the TOTALS column means precinct hasn't reported

These same results may also be obtained via:

- > Election Telephone Hotline: 586.469.5209
- > 24-Hour Fax (Within MI): 1.888.99.CLERK (request document number 6700)
- > 24-Hour Fax (Outside of MI): 1.310.575.5035 (request document number 6700)



Election Results

Lake Twp Supervisor One 4-year term

official results, updated November 19, 3:07 PM

[Race List](#) | [Race Summary](#) | [Race Details](#) | [Race Details \(Printer Friendly\)](#)

	POLL BOOK TOTALS	Richard F. Fox (REP)
LAKE TOWNSHIP		
01	40	30
	40	30
TOTALS		
	40	30

■ Yellow in the TOTALS column means precinct hasn't reported

These same results may also be obtained via:

- > Election Telephone Hotline: 586.469.5209
- > 24-Hour Fax (Within MI): 1.888.99.CLERK (request document number 6700)
- > 24-Hour Fax (Outside of MI): 1.310.575.5035 (request document number 6700)



Lake Twp Clerk One 4-year term

official results, updated November 19, 3:07 PM

[Race List](#) | [Race Summary](#) | [Race Details](#) | [Race Details \(Printer Friendly\)](#)

	POLL BOOK TOTALS	Rose Garland Thornton (REP)
LAKE TOWNSHIP		
01	40	35
	40	35
TOTALS		
	40	35

■ Yellow in the TOTALS column means precinct hasn't reported

These same results may also be obtained via:

- > Election Telephone Hotline: 586.469.5209
- > 24-Hour Fax (Within MI): 1.888.99.CLERK (request document number 6700)
- > 24-Hour Fax (Outside of MI): 1.310.575.5035 (request document number 6700)



Lake Twp Clerk One 4-year term

official results, updated November 19, 3:07 PM

[Race List](#) | [Race Summary](#) | [Race Details](#) | [Race Details \(Printer Friendly\)](#)

	POLL BOOK TOTALS	Rose Garland Thornton (REP)
LAKE TOWNSHIP		
01	40	35
	40	35
TOTALS		
	40	35

■ Yellow in the TOTALS column means precinct hasn't reported

These same results may also be obtained via:

- > Election Telephone Hotline: 586.469.5209
- > 24-Hour Fax (Within MI): 1.888.99.CLERK (request document number 6700)
- > 24-Hour Fax (Outside of MI): 1.310.575.5035 (request document number 6700)



Election Results

Lake Twp Treasurer One 4-year term

official results, updated November 19, 3:07 PM

[Race List](#) | [Race Summary](#) | [Race Details](#) | [Race Details \(Printer Friendly\)](#)

	POLL BOOK TOTALS	James Veit (REP)
LAKE TOWNSHIP		
01	40	30
	40	30
TOTALS		
	40	30

■ Yellow in the TOTALS column means precinct hasn't reported

These same results may also be obtained via:

- > Election Telephone Hotline: 586.469.5209
- > 24-Hour Fax (Within MI): 1.888.99.CLERK (request document number 6700)
- > 24-Hour Fax (Outside of MI): 1.310.575.5035 (request document number 6700)



Election Results

Lake Twp Treasurer One 4-year term

official results, updated November 19, 3:07 PM

[Race List](#) | [Race Summary](#) | [Race Details](#) | [Race Details \(Printer Friendly\)](#)

	POLL BOOK TOTALS	James Veit (REP)
LAKE TOWNSHIP		
01	40	30
	40	30
TOTALS		
	40	30

■ Yellow in the TOTALS column means precinct hasn't reported

These same results may also be obtained via:

- > Election Telephone Hotline: 586.469.5209
- > 24-Hour Fax (Within MI): 1.888.99.CLERK (request document number 6700)
- > 24-Hour Fax (Outside of MI): 1.310.575.5035 (request document number 6700)



Election Results

Lake Twp Trustee Two 4-year terms

official results, updated November 19, 3:07 PM

[Race List](#) | [Race Summary](#) | [Race Details](#) | [Race Details \(Printer Friendly\)](#)

	POLL BOOK TOTALS	Glenn Peters (REP)	Helen M. Nutting (REP)
LAKE TOWNSHIP			
01	40	29	30
	40	29	30
TOTALS			
	40	29	30

■ Yellow in the TOTALS column means precinct hasn't reported

These same results may also be obtained via:

- > Election Telephone Hotline: 586.469.5209
- > 24-Hour Fax (Within MI): 1.888.99.CLERK (request document number 6700)
- > 24-Hour Fax (Outside of MI): 1.310.575.5035 (request document number 6700)



Election Results

Lake Twp Trustee Two 4-year terms

official results, updated November 19, 3:07 PM

[Race List](#) | [Race Summary](#) | [Race Details](#) | [Race Details \(Printer Friendly\)](#)

	POLL BOOK TOTALS	Glenn Peters (REP)	Helen M. Nutting (REP)
LAKE TOWNSHIP			
01	40	29	30
	40	29	30
TOTALS			
	40	29	30

■ Yellow in the TOTALS column means precinct hasn't reported

These same results may also be obtained via:

- > Election Telephone Hotline: 586.469.5209
- > 24-Hour Fax (Within MI): 1.888.99.CLERK (request document number 6700)
- > 24-Hour Fax (Outside of MI): 1.310.575.5035 (request document number 6700)



Election Results

Lenox Twp Supervisor One 4-year term

official results, updated November 19, 3:07 PM

[Race List](#) | [Race Summary](#) | [Race Details](#) | [Race Details \(Printer Friendly\)](#)

	POLL BOOK TOTALS	Ron Trombly (DEM)
LENOX TOWNSHIP		
01	603	350
02	990	637
03	1,010	793
04	565	400
AVCB01	1,176	750
	4,344	2,930
TOTALS		
	4,344	2,930

■ Yellow in the TOTALS column means precinct hasn't reported

These same results may also be obtained via:

- > Election Telephone Hotline: 586.469.5209
- > 24-Hour Fax (Within MI): 1.888.99.CLERK (request document number 6700)
- > 24-Hour Fax (Outside of MI): 1.310.575.5035 (request document number 6700)



Election Results

Lenox Twp Supervisor One 4-year term

official results, updated November 19, 3:07 PM

[Race List](#) | [Race Summary](#) | [Race Details](#) | [Race Details \(Printer Friendly\)](#)

	POLL BOOK TOTALS	Ron Trombly (DEM)
LENOX TOWNSHIP		
01	603	350
02	990	637
03	1,010	793
04	565	400
AVCB01	1,176	750
	4,344	2,930
TOTALS		
	4,344	2,930

■ Yellow in the TOTALS column means precinct hasn't reported

These same results may also be obtained via:

- > Election Telephone Hotline: 586.469.5209
- > 24-Hour Fax (Within MI): 1.888.99.CLERK (request document number 6700)
- > 24-Hour Fax (Outside of MI): 1.310.575.5035 (request document number 6700)



Election Results

Lenox Twp Clerk One 4-year term

official results, updated November 19, 3:07 PM

[Race List](#) | [Race Summary](#) | [Race Details](#) | [Race Details \(Printer Friendly\)](#)

	POLL BOOK TOTALS	Jodi Kethe (DEM)
LENOX TOWNSHIP		
01	603	387
02	990	633
03	1,010	780
04	565	417
AVCB01	1,176	867
	4,344	3,084
TOTALS		
	4,344	3,084

■ Yellow in the TOTALS column means precinct hasn't reported

These same results may also be obtained via:

- > Election Telephone Hotline: 586.469.5209
- > 24-Hour Fax (Within MI): 1.888.99.CLERK (request document number 6700)
- > 24-Hour Fax (Outside of MI): 1.310.575.5035 (request document number 6700)



Election Results

Lenox Twp Clerk One 4-year term

official results, updated November 19, 3:07 PM

[Race List](#) | [Race Summary](#) | [Race Details](#) | [Race Details \(Printer Friendly\)](#)

	POLL BOOK TOTALS	Jodi Kethe (DEM)
LENOX TOWNSHIP		
01	603	387
02	990	633
03	1,010	780
04	565	417
AVCB01	1,176	867
	4,344	3,084
TOTALS		
	4,344	3,084

■ Yellow in the TOTALS column means precinct hasn't reported

These same results may also be obtained via:

- > Election Telephone Hotline: 586.469.5209
- > 24-Hour Fax (Within MI): 1.888.99.CLERK (request document number 6700)
- > 24-Hour Fax (Outside of MI): 1.310.575.5035 (request document number 6700)



Election Results

Lenox Twp Treasurer One 4-year term

official results, updated November 19, 3:07 PM

[Race List](#) | [Race Summary](#) | [Race Details](#) | [Race Details \(Printer Friendly\)](#)

POLL BOOK TOTALS	Karon J. Ottenbacher (DEM)
---------------------	----------------------------------

LENOX TOWNSHIP		
01	603	427
02	990	666
03	1,010	785
04	565	422
AVCB01	1,176	892
	4,344	3,192
TOTALS		
	4,344	3,192

■ Yellow in the TOTALS column means precinct hasn't reported

These same results may also be obtained via:

- > Election Telephone Hotline: 586.469.5209
- > 24-Hour Fax (Within MI): 1.888.99.CLERK (request document number 6700)
- > 24-Hour Fax (Outside of MI): 1.310.575.5035 (request document number 6700)



Election Results

Lenox Twp Treasurer One 4-year term

official results, updated November 19, 3:07 PM

[Race List](#) | [Race Summary](#) | [Race Details](#) | [Race Details \(Printer Friendly\)](#)

POLL BOOK TOTALS	Karon J. Ottenbacher (DEM)
---------------------	----------------------------------

LENOX TOWNSHIP		
01	603	427
02	990	666
03	1,010	785
04	565	422
AVCB01	1,176	892
	4,344	3,192
TOTALS		
	4,344	3,192

■ Yellow in the TOTALS column means precinct hasn't reported

These same results may also be obtained via:

- > Election Telephone Hotline: 586.469.5209
- > 24-Hour Fax (Within MI): 1.888.99.CLERK (request document number 6700)
- > 24-Hour Fax (Outside of MI): 1.310.575.5035 (request document number 6700)



Election Results

Lenox Twp Trustee Two 4-year terms

official results, updated November 19, 3:07 PM

[Race List](#) | [Race Summary](#) | [Race Details](#) | [Race Details \(Printer Friendly\)](#)

	POLL BOOK TOTALS	Jerome Gennette (NPA)	Karen A. Turchi (DEM)	Mary Beth Paisley (DEM)	Stewart Thurman (REP)
LENOX TOWNSHIP					
01	603	132	232	224	258
02	990	191	410	462	346
03	1,010	146	559	633	233
04	565	93	271	312	172
AVCB01	1,176	204	600	656	408
	4,344	766	2,072	2,287	1,417
TOTALS					
	4,344	766	2,072	2,287	1,417

■ Yellow in the TOTALS column means precinct hasn't reported

These same results may also be obtained via:

- > Election Telephone Hotline: 586.469.5209
- > 24-Hour Fax (Within MI): 1.888.99.CLERK (request document number 6700)
- > 24-Hour Fax (Outside of MI): 1.310.575.5035 (request document number 6700)



Election Results

Lenox Twp Trustee Two 4-year terms

official results, updated November 19, 3:07 PM

[Race List](#) | [Race Summary](#) | [Race Details](#) | [Race Details \(Printer Friendly\)](#)

	POLL BOOK TOTALS	Jerome Gennette (NPA)	Karen A. Turchi (DEM)	Mary Beth Paisley (DEM)	Stewart Thurman (REP)
LENOX TOWNSHIP					
01	603	132	232	224	258
02	990	191	410	462	346
03	1,010	146	559	633	233
04	565	93	271	312	172
AVCB01	1,176	204	600	656	408
	4,344	766	2,072	2,287	1,417
TOTALS					
	4,344	766	2,072	2,287	1,417

■ Yellow in the TOTALS column means precinct hasn't reported

These same results may also be obtained via:

- > Election Telephone Hotline: 586.469.5209
- > 24-Hour Fax (Within MI): 1.888.99.CLERK (request document number 6700)
- > 24-Hour Fax (Outside of MI): 1.310.575.5035 (request document number 6700)



Election Results

Lenox Twp Library Board Six 4-year terms

official results, updated November 19, 3:07 PM

[Race List](#) | [Race Summary](#) | [Race Details](#) | [Race Details \(Printer Friendly\)](#)

POLL BOOK TOTALS	Celeste Eckman Himanek	Kathleen Darst	Mark Goralczyk	Shirley M. Drake	Susan K. Dudgeon	Sylvia Steward
LENOX TOWNSHIP						
01	603	161	207	184	190	178
02	990	295	375	329	368	313
03	1,010	355	434	387	479	419
04	565	197	245	220	246	226
AVCB01	1,176	428	507	467	531	503
	4,344	1,436	1,768	1,587	1,814	1,585
TOTALS						
	4,344	1,436	1,768	1,587	1,814	1,585

■ Yellow in the TOTALS column means precinct hasn't reported

These same results may also be obtained via:

- > Election Telephone Hotline: 586.469.5209
- > 24-Hour Fax (Within MI): 1.888.99.CLERK (request document number 6700)
- > 24-Hour Fax (Outside of MI): 1.310.575.5035 (request document number 6700)



Election Results

Lenox Twp Library Board Six 4-year terms

official results, updated November 19, 3:07 PM

[Race List](#) | [Race Summary](#) | [Race Details](#) | [Race Details \(Printer Friendly\)](#)

POLL BOOK TOTALS	Celeste Eckman Himanek	Kathleen Darst	Mark Goralczyk	Shirley M. Drake	Susan K. Dudgeon	Sylvia Steward
LENOX TOWNSHIP						
01	603	161	207	184	190	178
02	990	295	375	329	368	313
03	1,010	355	434	387	479	419
04	565	197	245	220	246	226
AVCB01	1,176	428	507	467	531	503
	4,344	1,436	1,768	1,587	1,814	1,639
TOTALS						
	4,344	1,436	1,768	1,587	1,814	1,639

■ Yellow in the TOTALS column means precinct hasn't reported

These same results may also be obtained via:

- > Election Telephone Hotline: 586.469.5209
- > 24-Hour Fax (Within MI): 1.888.99.CLERK (request document number 6700)
- > 24-Hour Fax (Outside of MI): 1.310.575.5035 (request document number 6700)



Macomb Twp Supervisor One 4-year term

official results, updated November 19, 3:07 PM

[Race List](#) | [Race Summary](#) | [Race Details](#) | [Race Details \(Printer Friendly\)](#)

	POLL BOOK TOTALS	John Brennan (REP)	Mark H. Grabow (DEM)
MACOMB TOWNSHIP			
01	839	421	336
02	897	352	454
03	925	440	403
04	1,104	483	534
05	828	373	363
06	792	324	355
07	864	409	377
08	877	364	421
09	835	349	391
10	843	257	488
11	1,154	510	528
12	786	307	394
13	987	439	446
14	1,066	554	414
15	858	413	379
16	1,302	624	566
17	1,107	448	550
18	772	246	468
19	634	183	375

■ Yellow in the TOTALS column means precinct hasn't reported

These same results may also be obtained via:

- > Election Telephone Hotline: 586.469.5209
- > 24-Hour Fax (Within MI): 1.888.99.CLERK (request document number 6700)
- > 24-Hour Fax (Outside of MI): 1.310.575.5035 (request document number 6700)



Election Results

Macomb Twp Supervisor One 4-year term

official results, updated November 19, 3:07 PM

[Race List](#) | [Race Summary](#) | [Race Details](#) | [Race Details \(Printer Friendly\)](#)

	POLL BOOK TOTALS	John Brennan (REP)	Mark H. Grabow (DEM)
MACOMB TOWNSHIP			
01	839	421	336
02	897	352	454
03	925	440	403
04	1,104	483	534
05	828	373	363
06	792	324	355
07	864	409	377
08	877	364	421
09	835	349	391
10	843	257	488
11	1,154	510	528
12	786	307	394
13	987	439	446
14	1,066	554	414
15	858	413	379
16	1,302	624	566
17	1,107	448	550
18	772	246	468
19	634	183	375
20	1,038	460	461
21	952	428	430
22	864	428	343
23	656	313	316
24	625	260	334
25	775	335	370
26	600	256	288
27	602	283	276
28	602	255	293
29	911	382	448
30	959	435	442
31	351	157	157
32	954	424	446
33	643	264	326
34	861	394	391
35			

	620	269	298
AVCB01	4,539	2,074	2,218
AVCB02	5,249	2,270	2,633
	39,271	17,183	18,712
TOTALS			
	39,271	17,183	18,712

■ Yellow in the TOTALS column means precinct hasn't reported

These same results may also be obtained via:

- > Election Telephone Hotline: 586.469.5209
- > 24-Hour Fax (Within MI): 1.888.99.CLERK (request document number 6700)
- > 24-Hour Fax (Outside of MI): 1.310.575.5035 (request document number 6700)



Election Results

Macomb Twp Clerk One 4-year term

official results, updated November 19, 3:07 PM

[Race List](#) | [Race Summary](#) | [Race Details](#) | [Race Details \(Printer Friendly\)](#)

POLL BOOK TOTALS	Michael D. Koehs (REP)
---------------------	------------------------------

MACOMB TOWNSHIP		
01	839	532
02	897	560
03	925	613
04	1,104	706
05	828	534
06	792	503
07	864	572
08	877	526
09	835	543
10	843	474
11	1,154	718
12	786	466
13	987	618
14	1,066	690
15	858	565
16	1,302	858
17	1,107	677
18	772	431
19	634	329

■ Yellow in the TOTALS column means precinct hasn't reported

These same results may also be obtained via:

- > Election Telephone Hotline: 586.469.5209
- > 24-Hour Fax (Within MI): 1.888.99.CLERK (request document number 6700)
- > 24-Hour Fax (Outside of MI): 1.310.575.5035 (request document number 6700)



Election Results

Macomb Twp Clerk One 4-year term

official results, updated November 19, 3:07 PM

[Race List](#) | [Race Summary](#) | [Race Details](#) | [Race Details \(Printer Friendly\)](#)

POLL BOOK
TOTALS

Michael D.
Koehs
(REP)

MACOMB TOWNSHIP		
01	839	532
02	897	560
03	925	613
04	1,104	706
05	828	534
06	792	503
07	864	572
08	877	526
09	835	543
10	843	474
11	1,154	718
12	786	466
13	987	618
14	1,066	690
15	858	565
16	1,302	858
17	1,107	677
18	772	431
19	634	329
20	1,038	635
21	952	597
22	864	514
23	656	418
24	625	410
25	775	480
26	600	369
27	602	393
28	602	386
29	911	567
30	959	609
31	351	227
32	954	593
33	643	394
34	861	548
35		

	620	358
AVCB01	4,539	2,975
AVCB02	5,249	3,331
	39,271	24,719
TOTALS		
	39,271	24,719

■ Yellow in the TOTALS column means precinct hasn't reported

These same results may also be obtained via:

- > Election Telephone Hotline: 586.469.5209
- > 24-Hour Fax (Within MI): 1.888.99.CLERK (request document number 6700)
- > 24-Hour Fax (Outside of MI): 1.310.575.5035 (request document number 6700)



Election Results

Macomb Twp Treasurer One 4-year term

official results, updated November 19, 3:07 PM

[Race List](#) | [Race Summary](#) | [Race Details](#) | [Race Details \(Printer Friendly\)](#)

	POLL BOOK TOTALS	Kenneth Paul Jenkins (DEM)	Marie Malburg (REP)
MACOMB TOWNSHIP			
01	839	251	462
02	897	351	427
03	925	327	479
04	1,104	432	535
05	828	307	404
06	792	288	369
07	864	318	439
08	877	362	380
09	835	315	391
10	843	438	279
11	1,154	417	562
12	786	338	341
13	987	336	483
14	1,066	332	565
15	858	295	466
16	1,302	399	712
17	1,107	433	506
18	772	426	264
19	634	351	185

■ Yellow in the TOTALS column means precinct hasn't reported

These same results may also be obtained via:

- > Election Telephone Hotline: 586.469.5209
- > 24-Hour Fax (Within MI): 1.888.99.CLERK (request document number 6700)
- > 24-Hour Fax (Outside of MI): 1.310.575.5035 (request document number 6700)



Election Results

Macomb Twp Treasurer One 4-year term

official results, updated November 19, 3:07 PM

[Race List](#) | [Race Summary](#) | [Race Details](#) | [Race Details \(Printer Friendly\)](#)

	POLL BOOK TOTALS	Kenneth Paul Jenkins (DEM)	Marie Malburg (REP)
MACOMB TOWNSHIP			
01	839	251	462
02	897	351	427
03	925	327	479
04	1,104	432	535
05	828	307	404
06	792	288	369
07	864	318	439
08	877	362	380
09	835	315	391
10	843	438	279
11	1,154	417	562
12	786	338	341
13	987	336	483
14	1,066	332	565
15	858	295	466
16	1,302	399	712
17	1,107	433	506
18	772	426	264
19	634	351	185
20	1,038	342	521
21	952	357	460
22	864	286	428
23	656	229	345
24	625	216	341
25	775	288	373
26	600	219	302
27	602	217	306
28	602	217	307
29	911	361	422
30	959	347	496
31	351	111	188
32	954	321	488
33	643	282	285
34	861	337	402
35			

	620	250	289
AVCB01	4,539	1,693	2,471
AVCB02	5,249	2,107	2,646
	39,271	14,896	19,319
TOTALS			
	39,271	14,896	19,319

■ Yellow in the TOTALS column means precinct hasn't reported

These same results may also be obtained via:

- > Election Telephone Hotline: 586.469.5209
- > 24-Hour Fax (Within MI): 1.888.99.CLERK (request document number 6700)
- > 24-Hour Fax (Outside of MI): 1.310.575.5035 (request document number 6700)



Election Results

Macomb Twp Trustee Four 4-year terms

official results, updated November 19, 3:07 PM

[Race List](#) | [Race Summary](#) | [Race Details](#) | [Race Details \(Printer Friendly\)](#)

	POLL BOOK TOTALS	Dino Bucci (REP)	Janet Dunn (REP)	Nancy J. Nevers (REP)	Robert D. Figlioli (DEM)	Roger M. Krzeminski (REP)
MACOMB TOWNSHIP						
01	839	439	421	411	310	403
02	897	419	445	402	412	388
03	925	458	470	453	412	429
04	1,104	498	526	493	517	496
05	828	406	406	378	347	380
06	792	369	366	340	338	342
07	864	432	410	392	388	377
08	877	372	392	365	428	365
09	835	415	412	388	338	389
10	843	321	331	307	461	279
11	1,154	551	569	549	487	508
12	786	355	347	325	349	314
13	987	469	479	461	401	463
14	1,066	518	545	509	407	502
15	858	452	444	423	342	421
16	1,302	690	676	628	466	619
17	1,107	509	517	482	524	454
18	772	300	304	294	444	280
19	634	197	221	202	371	192

■ Yellow in the TOTALS column means precinct hasn't reported

These same results may also be obtained via:

- > Election Telephone Hotline: 586.469.5209
- > 24-Hour Fax (Within MI): 1.888.99.CLERK (request document number 6700)
- > 24-Hour Fax (Outside of MI): 1.310.575.5035 (request document number 6700)



Election Results

Macomb Twp Trustee Four 4-year terms

official results, updated November 19, 3:07 PM

[Race List](#) | [Race Summary](#) | [Race Details](#) | [Race Details \(Printer Friendly\)](#)

	POLL BOOK TOTALS	Dino Bucci (REP)	Janet Dunn (REP)	Nancy J. Nevers (REP)	Robert D. Figlioli (DEM)	Roger M. Krzeminski (REP)
MACOMB TOWNSHIP						
01	839	439	421	411	310	403
02	897	419	445	402	412	388
03	925	458	470	453	412	429
04	1,104	498	526	493	517	496
05	828	406	406	378	347	380
06	792	369	366	340	338	342
07	864	432	410	392	388	377
08	877	372	392	365	428	365
09	835	415	412	388	338	389
10	843	321	331	307	461	279
11	1,154	551	569	549	487	508
12	786	355	347	325	349	314
13	987	469	479	461	401	463
14	1,066	518	545	509	407	502
15	858	452	444	423	342	421
16	1,302	690	676	628	466	619
17	1,107	509	517	482	524	454
18	772	300	304	294	444	280
19	634	197	221	202	371	192
20	1,038	516	501	455	393	452
21	952	457	463	445	398	428
22	864	415	405	403	337	382
23	656	339	332	332	266	300
24	625	317	328	311	259	300
25	775	358	363	343	345	336
26	600	297	296	271	261	272
27	602	308	300	295	264	277
28	602	287	295	269	266	265
29	911	417	415	399	415	387
30	959	488	480	478	401	437
31	351	178	186	168	142	157
32	954	477	436	419	390	416
33	643	255	286	277	322	254
34	861	420	424	425	400	386
35						

	620	277	284	258	307	266
AVCB01	4,539	2,348	2,454	2,552	2,139	2,347
AVCB02	5,249	2,573	2,678	2,710	2,612	2,603
	39,271	18,897	19,207	18,612	17,659	17,866
TOTALS						
	39,271	18,897	19,207	18,612	17,659	17,866

■ Yellow in the TOTALS column means precinct hasn't reported

These same results may also be obtained via:

- > Election Telephone Hotline: 586.469.5209
- > 24-Hour Fax (Within MI): 1.888.99.CLERK (request document number 6700)
- > 24-Hour Fax (Outside of MI): 1.310.575.5035 (request document number 6700)



Election Results

Ray Twp Supervisor One 4-year term

official results, updated November 19, 3:07 PM

[Race List](#) | [Race Summary](#) | [Race Details](#) | [Race Details \(Printer Friendly\)](#)

POLL BOOK TOTALS	Charles R. Bohm (REP)
---------------------	--------------------------

RAY TOWNSHIP		
01	643	472
02	860	646
AVCB01	635	469
	2,138	1,587
TOTALS		
	2,138	1,587

■ Yellow in the TOTALS column means precinct hasn't reported

These same results may also be obtained via:

- > Election Telephone Hotline: 586.469.5209
- > 24-Hour Fax (Within MI): 1.888.99.CLERK (request document number 6700)
- > 24-Hour Fax (Outside of MI): 1.310.575.5035 (request document number 6700)



Election Results

Ray Twp Supervisor One 4-year term

official results, updated November 19, 3:07 PM

[Race List](#) | [Race Summary](#) | [Race Details](#) | [Race Details \(Printer Friendly\)](#)

POLL BOOK TOTALS		Charles R. Bohm (REP)
RAY TOWNSHIP		
01	643	472
02	860	646
AVCB01	635	469
	2,138	1,587
TOTALS		
	2,138	1,587

■ Yellow in the TOTALS column means precinct hasn't reported

These same results may also be obtained via:

- > Election Telephone Hotline: 586.469.5209
- > 24-Hour Fax (Within MI): 1.888.99.CLERK (request document number 6700)
- > 24-Hour Fax (Outside of MI): 1.310.575.5035 (request document number 6700)



Election Results

Ray Twp Clerk One 4-year term

official results, updated November 19, 3:07 PM

[Race List](#) | [Race Summary](#) | [Race Details](#) | [Race Details \(Printer Friendly\)](#)

POLL BOOK TOTALS	Kenneth Artman (REP)
---------------------	-------------------------

RAY TOWNSHIP		
01	643	458
02	860	612
AVCB01	635	465
	2,138	1,535
TOTALS		
	2,138	1,535

■ Yellow in the TOTALS column means precinct hasn't reported

These same results may also be obtained via:

- > Election Telephone Hotline: 586.469.5209
- > 24-Hour Fax (Within MI): 1.888.99.CLERK (request document number 6700)
- > 24-Hour Fax (Outside of MI): 1.310.575.5035 (request document number 6700)



Election Results

Ray Twp Clerk One 4-year term

official results, updated November 19, 3:07 PM

[Race List](#) | [Race Summary](#) | [Race Details](#) | [Race Details \(Printer Friendly\)](#)

POLL BOOK TOTALS		Kenneth Artman (REP)
RAY TOWNSHIP		
01	643	458
02	860	612
AVCB01	635	465
	2,138	1,535
TOTALS		
	2,138	1,535

■ Yellow in the TOTALS column means precinct hasn't reported

These same results may also be obtained via:

- > Election Telephone Hotline: 586.469.5209
- > 24-Hour Fax (Within MI): 1.888.99.CLERK (request document number 6700)
- > 24-Hour Fax (Outside of MI): 1.310.575.5035 (request document number 6700)



Election Results

Ray Twp Treasurer One 4-year term

official results, updated November 19, 3:07 PM

[Race List](#) | [Race Summary](#) | [Race Details](#) | [Race Details \(Printer Friendly\)](#)

	POLL BOOK TOTALS	Douglas Stier (REP)
RAY TOWNSHIP		
01	643	446
02	860	598
AVCB01	635	439
	2,138	1,483
TOTALS		
	2,138	1,483

■ Yellow in the TOTALS column means precinct hasn't reported

These same results may also be obtained via:

- > Election Telephone Hotline: 586.469.5209
- > 24-Hour Fax (Within MI): 1.888.99.CLERK (request document number 6700)
- > 24-Hour Fax (Outside of MI): 1.310.575.5035 (request document number 6700)



Election Results

Ray Twp Treasurer One 4-year term

official results, updated November 19, 3:07 PM

[Race List](#) | [Race Summary](#) | [Race Details](#) | [Race Details \(Printer Friendly\)](#)

	POLL BOOK TOTALS	Douglas Stier (REP)
RAY TOWNSHIP		
01	643	446
02	860	598
AVCB01	635	439
	2,138	1,483
TOTALS		
	2,138	1,483

■ Yellow in the TOTALS column means precinct hasn't reported

These same results may also be obtained via:

- > Election Telephone Hotline: 586.469.5209
- > 24-Hour Fax (Within MI): 1.888.99.CLERK (request document number 6700)
- > 24-Hour Fax (Outside of MI): 1.310.575.5035 (request document number 6700)



Election Results

Ray Twp Trustee Two 4-year terms

official results, updated November 19, 3:07 PM

[Race List](#) | [Race Summary](#) | [Race Details](#) | [Race Details \(Printer Friendly\)](#)

	POLL BOOK TOTALS	Betty L. Grader (REP)	John T. Zoccola (REP)
RAY TOWNSHIP			
01	643	426	391
02	860	547	523
AVCB01	635	451	444
	2,138	1,424	1,358
TOTALS			
	2,138	1,424	1,358

■ Yellow in the TOTALS column means precinct hasn't reported

These same results may also be obtained via:

- > Election Telephone Hotline: 586.469.5209
- > 24-Hour Fax (Within MI): 1.888.99.CLERK (request document number 6700)
- > 24-Hour Fax (Outside of MI): 1.310.575.5035 (request document number 6700)



Election Results

Ray Twp Trustee Two 4-year terms

official results, updated November 19, 3:07 PM

[Race List](#) | [Race Summary](#) | [Race Details](#) | [Race Details \(Printer Friendly\)](#)

	POLL BOOK TOTALS	Betty L. Grader (REP)	John T. Zoccola (REP)
RAY TOWNSHIP			
01	643	426	391
02	860	547	523
AVCB01	635	451	444
	2,138	1,424	1,358
TOTALS			
	2,138	1,424	1,358

■ Yellow in the TOTALS column means precinct hasn't reported

These same results may also be obtained via:

- > Election Telephone Hotline: 586.469.5209
- > 24-Hour Fax (Within MI): 1.888.99.CLERK (request document number 6700)
- > 24-Hour Fax (Outside of MI): 1.310.575.5035 (request document number 6700)



Election Results

Ray Twp Library Board Six 4-year terms

official results, updated November 19, 3:07 PM

[Race List](#) | [Race Summary](#) | [Race Details](#) | [Race Details \(Printer Friendly\)](#)

	POLL BOOK TOTALS	Camille Grabb	Elli Minert	James Jerse	Theresa A. Goike
RAY TOWNSHIP					
01	643	191	164	168	327
02	860	255	231	233	408
AVCB01	635	238	223	236	339
	2,138	684	618	637	1,074
TOTALS					
	2,138	684	618	637	1,074

■ Yellow in the TOTALS column means precinct hasn't reported

These same results may also be obtained via:

- > Election Telephone Hotline: 586.469.5209
- > 24-Hour Fax (Within MI): 1.888.99.CLERK (request document number 6700)
- > 24-Hour Fax (Outside of MI): 1.310.575.5035 (request document number 6700)



Election Results

Ray Twp Library Board Six 4-year terms

official results, updated November 19, 3:07 PM

[Race List](#) | [Race Summary](#) | [Race Details](#) | [Race Details \(Printer Friendly\)](#)

	POLL BOOK TOTALS	Camille Grabb	Elli Minert	James Jerse	Theresa A. Goike
RAY TOWNSHIP					
01	643	191	164	168	327
02	860	255	231	233	408
AVCB01	635	238	223	236	339
	2,138	684	618	637	1,074
TOTALS					
	2,138	684	618	637	1,074

■ Yellow in the TOTALS column means precinct hasn't reported

These same results may also be obtained via:

- > Election Telephone Hotline: 586.469.5209
- > 24-Hour Fax (Within MI): 1.888.99.CLERK (request document number 6700)
- > 24-Hour Fax (Outside of MI): 1.310.575.5035 (request document number 6700)



Election Results

Richmond Twp Supervisor One 4-year term

official results, updated November 19, 3:07 PM

[Race List](#) | [Race Summary](#) | [Race Details](#) | [Race Details \(Printer Friendly\)](#)

	POLL BOOK TOTALS	Gordon Fuerstenau (REP)
RICHMOND TOWNSHIP		
01	892	679
02	1,025	722
	1,917	1,401
TOTALS		
	1,917	1,401

■ Yellow in the TOTALS column means precinct hasn't reported

These same results may also be obtained via:

- > Election Telephone Hotline: 586.469.5209
- > 24-Hour Fax (Within MI): 1.888.99.CLERK (request document number 6700)
- > 24-Hour Fax (Outside of MI): 1.310.575.5035 (request document number 6700)



Richmond Twp Supervisor One 4-year term

official results, updated November 19, 3:07 PM

[Race List](#) | [Race Summary](#) | [Race Details](#) | [Race Details \(Printer Friendly\)](#)

	POLL BOOK TOTALS	Gordon Fuerstenau (REP)
RICHMOND TOWNSHIP		
01	892	679
02	1,025	722
	1,917	1,401
TOTALS		
	1,917	1,401

■ Yellow in the TOTALS column means precinct hasn't reported

These same results may also be obtained via:

- > Election Telephone Hotline: 586.469.5209
- > 24-Hour Fax (Within MI): 1.888.99.CLERK (request document number 6700)
- > 24-Hour Fax (Outside of MI): 1.310.575.5035 (request document number 6700)



Election Results

Richmond Twp Clerk One 4-year term

official results, updated November 19, 3:07 PM

[Race List](#) | [Race Summary](#) | [Race Details](#) | [Race Details \(Printer Friendly\)](#)

	POLL BOOK TOTALS	Cindi Greenia (REP)
RICHMOND TOWNSHIP		
01	892	687
02	1,025	717
	1,917	1,404
TOTALS		
	1,917	1,404

■ Yellow in the TOTALS column means precinct hasn't reported

These same results may also be obtained via:

- > Election Telephone Hotline: 586.469.5209
- > 24-Hour Fax (Within MI): 1.888.99.CLERK (request document number 6700)
- > 24-Hour Fax (Outside of MI): 1.310.575.5035 (request document number 6700)



Election Results

Richmond Twp Clerk One 4-year term

official results, updated November 19, 3:07 PM

[Race List](#) | [Race Summary](#) | [Race Details](#) | [Race Details \(Printer Friendly\)](#)

	POLL BOOK TOTALS	Cindi Greenia (REP)
RICHMOND TOWNSHIP		
01	892	687
02	1,025	717
	1,917	1,404
TOTALS		
	1,917	1,404

■ Yellow in the TOTALS column means precinct hasn't reported

These same results may also be obtained via:

- > Election Telephone Hotline: 586.469.5209
- > 24-Hour Fax (Within MI): 1.888.99.CLERK (request document number 6700)
- > 24-Hour Fax (Outside of MI): 1.310.575.5035 (request document number 6700)



Richmond Twp Treasurer One 4-year term

official results, updated November 19, 3:07 PM

[Race List](#) | [Race Summary](#) | [Race Details](#) | [Race Details \(Printer Friendly\)](#)

	POLL BOOK TOTALS	Robert Szalka (REP)
RICHMOND TOWNSHIP		
01	892	666
02	1,025	687
	1,917	1,353
TOTALS		
	1,917	1,353

■ Yellow in the TOTALS column means precinct hasn't reported

These same results may also be obtained via:

- > Election Telephone Hotline: 586.469.5209
- > 24-Hour Fax (Within MI): 1.888.99.CLERK (request document number 6700)
- > 24-Hour Fax (Outside of MI): 1.310.575.5035 (request document number 6700)



Richmond Twp Treasurer One 4-year term

official results, updated November 19, 3:07 PM

[Race List](#) | [Race Summary](#) | [Race Details](#) | [Race Details \(Printer Friendly\)](#)

	POLL BOOK TOTALS	Robert Szalka (REP)
RICHMOND TOWNSHIP		
01	892	666
02	1,025	687
	1,917	1,353
TOTALS		
	1,917	1,353

■ Yellow in the TOTALS column means precinct hasn't reported

These same results may also be obtained via:

- > Election Telephone Hotline: 586.469.5209
- > 24-Hour Fax (Within MI): 1.888.99.CLERK (request document number 6700)
- > 24-Hour Fax (Outside of MI): 1.310.575.5035 (request document number 6700)



Election Results

Richmond Twp Trustee Two 4-year terms

official results, updated November 19, 3:07 PM

[Race List](#) | [Race Summary](#) | [Race Details](#) | [Race Details \(Printer Friendly\)](#)

	POLL BOOK TOTALS	Cathy LaFontaine (REP)	Sharron Jusko (REP)
RICHMOND TOWNSHIP			
01	892	588	577
02	1,025	581	683
	1,917	1,169	1,260
TOTALS			
	1,917	1,169	1,260

■ Yellow in the TOTALS column means precinct hasn't reported

These same results may also be obtained via:

- > Election Telephone Hotline: 586.469.5209
- > 24-Hour Fax (Within MI): 1.888.99.CLERK (request document number 6700)
- > 24-Hour Fax (Outside of MI): 1.310.575.5035 (request document number 6700)



Election Results

Richmond Twp Trustee Two 4-year terms

official results, updated November 19, 3:07 PM

[Race List](#) | [Race Summary](#) | [Race Details](#) | [Race Details \(Printer Friendly\)](#)

	POLL BOOK TOTALS	Cathy LaFontaine (REP)	Sharron Jusko (REP)
RICHMOND TOWNSHIP			
01	892	588	577
02	1,025	581	683
	1,917	1,169	1,260
TOTALS			
	1,917	1,169	1,260

■ Yellow in the TOTALS column means precinct hasn't reported

These same results may also be obtained via:

- > Election Telephone Hotline: 586.469.5209
- > 24-Hour Fax (Within MI): 1.888.99.CLERK (request document number 6700)
- > 24-Hour Fax (Outside of MI): 1.310.575.5035 (request document number 6700)



Election Results

Shelby Twp Supervisor One 4-year term

official results, updated November 19, 3:07 PM

[Race List](#) | [Race Summary](#) | [Race Details](#) | [Race Details \(Printer Friendly\)](#)

POLL BOOK TOTALS	Richard Stathakis (REP)
---------------------	-------------------------------

SHELBY TOWNSHIP		
01	1,318	924
02	1,095	734
03	669	421
04	874	565
05	1,187	736
06	1,013	578
07	877	633
08	540	355
09	869	480
10	772	527
11	990	573
12	676	478
13	519	322
14	1,019	725
15	553	376
16	1,109	797
17	1,488	1,034
18	662	425
19	720	489

■ Yellow in the TOTALS column means precinct hasn't reported

These same results may also be obtained via:

- > Election Telephone Hotline: 586.469.5209
- > 24-Hour Fax (Within MI): 1.888.99.CLERK (request document number 6700)
- > 24-Hour Fax (Outside of MI): 1.310.575.5035 (request document number 6700)



Election Results

Shelby Twp Supervisor One 4-year term

official results, updated November 19, 3:07 PM

[Race List](#) | [Race Summary](#) | [Race Details](#) | [Race Details \(Printer Friendly\)](#)

POLL BOOK TOTALS	Richard Stathakis (REP)
---------------------	-------------------------------

SHELBY TOWNSHIP		
01	1,318	924
02	1,095	734
03	669	421
04	874	565
05	1,187	736
06	1,013	578
07	877	633
08	540	355
09	869	480
10	772	527
11	990	573
12	676	478
13	519	322
14	1,019	725
15	553	376
16	1,109	797
17	1,488	1,034
18	662	425
19	720	489
20	618	382
21	775	371
22	1,179	832
23	1,054	770
24	1,203	895
25	968	654
26	646	395
27	931	549
28	731	477
29	770	505
AVCB01	4,506	2,996
AVCB02	7,138	5,002
AVCB03	834	657
AVCB04	89	59
	38,392	25,716

TOTALS		
	38,392	25,716

■ Yellow in the TOTALS column means precinct hasn't reported

These same results may also be obtained via:

- > Election Telephone Hotline: 586.469.5209
- > 24-Hour Fax (Within MI): 1.888.99.CLERK (request document number 6700)
- > 24-Hour Fax (Outside of MI): 1.310.575.5035 (request document number 6700)



Shelby Twp Clerk One 4-year term

official results, updated November 19, 3:07 PM

[Race List](#) | [Race Summary](#) | [Race Details](#) | [Race Details \(Printer Friendly\)](#)

	POLL BOOK TOTALS	Terri Kowal (REP)
SHELBY TOWNSHIP		
01	1,318	888
02	1,095	716
03	669	417
04	874	562
05	1,187	720
06	1,013	576
07	877	605
08	540	341
09	869	478
10	772	523
11	990	573
12	676	473
13	519	323
14	1,019	691
15	553	364
16	1,109	799
17	1,488	1,014
18	662	430
19	720	488
20	618	370

■ Yellow in the TOTALS column means precinct hasn't reported

These same results may also be obtained via:

- > Election Telephone Hotline: 586.469.5209
- > 24-Hour Fax (Within MI): 1.888.99.CLERK (request document number 6700)
- > 24-Hour Fax (Outside of MI): 1.310.575.5035 (request document number 6700)



Election Results

Shelby Twp Clerk One 4-year term

official results, updated November 19, 3:07 PM

[Race List](#) | [Race Summary](#) | [Race Details](#) | [Race Details \(Printer Friendly\)](#)

	POLL BOOK TOTALS	Terri Kowal (REP)
SHELBY TOWNSHIP		
01	1,318	888
02	1,095	716
03	669	417
04	874	562
05	1,187	720
06	1,013	576
07	877	605
08	540	341
09	869	478
10	772	523
11	990	573
12	676	473
13	519	323
14	1,019	691
15	553	364
16	1,109	799
17	1,488	1,014
18	662	430
19	720	488
20	618	370
21	775	377
22	1,179	827
23	1,054	756
24	1,203	870
25	968	661
26	646	397
27	931	558
28	731	482
29	770	501
AVCB01	4,506	3,088
AVCB02	7,138	5,106
AVCB03	834	660
AVCB04	89	53
	38,392	25,687
TOTALS		

	38,392	25,687
--	--------	--------

■ Yellow in the TOTALS column means precinct hasn't reported

These same results may also be obtained via:

- > Election Telephone Hotline: 586.469.5209
- > 24-Hour Fax (Within MI): 1.888.99.CLERK (request document number 6700)
- > 24-Hour Fax (Outside of MI): 1.310.575.5035 (request document number 6700)



Election Results

Shelby Twp Treasurer One 4-year term

official results, updated November 19, 3:07 PM

[Race List](#) | [Race Summary](#) | [Race Details](#) | [Race Details \(Printer Friendly\)](#)

	POLL BOOK TOTALS	Paul Viar (REP)
SHELBY TOWNSHIP		
01	1,318	873
02	1,095	701
03	669	409
04	874	546
05	1,187	705
06	1,013	553
07	877	602
08	540	336
09	869	463
10	772	504
11	990	557
12	676	454
13	519	302
14	1,019	680
15	553	362
16	1,109	759
17	1,488	984
18	662	414
19	720	464
20	618	364

■ Yellow in the TOTALS column means precinct hasn't reported

These same results may also be obtained via:

- > Election Telephone Hotline: 586.469.5209
- > 24-Hour Fax (Within MI): 1.888.99.CLERK (request document number 6700)
- > 24-Hour Fax (Outside of MI): 1.310.575.5035 (request document number 6700)



Election Results

Shelby Twp Treasurer One 4-year term

official results, updated November 19, 3:07 PM

[Race List](#) | [Race Summary](#) | [Race Details](#) | [Race Details \(Printer Friendly\)](#)

	POLL BOOK TOTALS	Paul Viar (REP)
SHELBY TOWNSHIP		
01	1,318	873
02	1,095	701
03	669	409
04	874	546
05	1,187	705
06	1,013	553
07	877	602
08	540	336
09	869	463
10	772	504
11	990	557
12	676	454
13	519	302
14	1,019	680
15	553	362
16	1,109	759
17	1,488	984
18	662	414
19	720	464
20	618	364
21	775	371
22	1,179	796
23	1,054	735
24	1,203	850
25	968	642
26	646	377
27	931	525
28	731	460
29	770	494
AVCB01	4,506	2,905
AVCB02	7,138	4,796
AVCB03	834	615
AVCB04	89	54
	38,392	24,652
TOTALS		

	38,392	24,652
--	--------	--------

■ Yellow in the TOTALS column means precinct hasn't reported

These same results may also be obtained via:

- > Election Telephone Hotline: 586.469.5209
- > 24-Hour Fax (Within MI): 1.888.99.CLERK (request document number 6700)
- > 24-Hour Fax (Outside of MI): 1.310.575.5035 (request document number 6700)



Election Results

Shelby Twp Trustee Four 4-year terms

official results, updated November 19, 3:07 PM

[Race List](#) | [Race Summary](#) | [Race Details](#) | [Race Details \(Printer Friendly\)](#)

POLL BOOK TOTALS	Clarence Cook (DEM)	Douglas C. Wozniak (REP)	Lisa Manzella (REP)	Michael Flynn (REP)	Paula Calvaruso Filar (REP)
------------------	---------------------	--------------------------	---------------------	---------------------	-----------------------------

SHELBY TOWNSHIP						
01	1,318	441	674	715	680	700
02	1,095	443	536	562	544	526
03	669	297	280	314	323	297
04	874	296	425	455	418	423
05	1,187	524	510	552	537	523
06	1,013	557	363	387	398	340
07	877	317	487	475	474	485
08	540	217	265	271	271	267
09	869	439	313	329	332	287
10	772	286	373	378	373	374
11	990	455	419	426	430	418
12	676	281	356	349	348	383
13	519	214	245	241	250	251
14	1,019	402	530	582	548	545
15	553	205	284	298	284	295
16	1,109	332	631	653	663	642
17	1,488	570	770	795	809	782
18	662	257	295	323	314	302
19	720	269	374	408	376	382

■ Yellow in the TOTALS column means precinct hasn't reported

These same results may also be obtained via:

- > Election Telephone Hotline: 586.469.5209
- > 24-Hour Fax (Within MI): 1.888.99.CLERK (request document number 6700)
- > 24-Hour Fax (Outside of MI): 1.310.575.5035 (request document number 6700)



Election Results

Shelby Twp Trustee Four 4-year terms

official results, updated November 19, 3:07 PM

[Race List](#) | [Race Summary](#) | [Race Details](#) | [Race Details \(Printer Friendly\)](#)

POLL BOOK TOTALS	Clarence Cook (DEM)	Douglas C. Wozniak (REP)	Lisa Manzella (REP)	Michael Flynn (REP)	Paula Calvaruso Filar (REP)
------------------	---------------------	--------------------------	---------------------	---------------------	-----------------------------

SHELBY TOWNSHIP						
01	1,318	441	674	715	680	700
02	1,095	443	536	562	544	526
03	669	297	280	314	323	297
04	874	296	425	455	418	423
05	1,187	524	510	552	537	523
06	1,013	557	363	387	398	340
07	877	317	487	475	474	485
08	540	217	265	271	271	267
09	869	439	313	329	332	287
10	772	286	373	378	373	374
11	990	455	419	426	430	418
12	676	281	356	349	348	383
13	519	214	245	241	250	251
14	1,019	402	530	582	548	545
15	553	205	284	298	284	295
16	1,109	332	631	653	663	642
17	1,488	570	770	795	809	782
18	662	257	295	323	314	302
19	720	269	374	408	376	382
20	618	315	246	265	257	240
21	775	479	231	248	243	223
22	1,179	385	671	689	687	665
23	1,054	324	597	643	601	621
24	1,203	369	707	709	695	698
25	968	351	519	563	526	522
26	646	374	254	267	247	245
27	931	451	397	442	419	395
28	731	326	361	382	370	354
29	770	291	368	406	390	382
AVCB01	4,506	2,217	2,338	2,362	2,423	2,385
AVCB02	7,138	3,050	4,164	3,943	4,117	4,269
AVCB03	834	300	572	510	534	569
AVCB04	89	40	44	44	43	41
	38,392	16,074	19,599	19,986	19,924	19,831

TOTALS

	38,392	16,074	19,599	19,986	19,924	19,831
--	--------	--------	--------	--------	--------	--------

■ Yellow in the TOTALS column means precinct hasn't reported

These same results may also be obtained via:

- > Election Telephone Hotline: 586.469.5209
- > 24-Hour Fax (Within MI): 1.888.99.CLERK (request document number 6700)
- > 24-Hour Fax (Outside of MI): 1.310.575.5035 (request document number 6700)



Election Results

Washington Twp Supervisor One 4-year term

official results, updated November 19, 3:07 PM

[Race List](#) | [Race Summary](#) | [Race Details](#) | [Race Details \(Printer Friendly\)](#)

	POLL BOOK TOTALS	Dan O'Leary (REP)
WASHINGTON TOWNSHIP		
01	689	440
02	1,023	683
03	936	664
04	1,048	635
05	971	687
06	785	593
07	993	688
08	813	567
09	1,258	829
AVCB01	4,894	3,391
	13,410	9,177
TOTALS		
	13,410	9,177

■ Yellow in the TOTALS column means precinct hasn't reported

These same results may also be obtained via:

- > Election Telephone Hotline: 586.469.5209
- > 24-Hour Fax (Within MI): 1.888.99.CLERK (request document number 6700)
- > 24-Hour Fax (Outside of MI): 1.310.575.5035 (request document number 6700)



Election Results

Washington Twp Supervisor One 4-year term

official results, updated November 19, 3:07 PM

[Race List](#) | [Race Summary](#) | [Race Details](#) | [Race Details \(Printer Friendly\)](#)

	POLL BOOK TOTALS	Dan O'Leary (REP)
WASHINGTON TOWNSHIP		
01	689	440
02	1,023	683
03	936	664
04	1,048	635
05	971	687
06	785	593
07	993	688
08	813	567
09	1,258	829
AVCB01	4,894	3,391
	13,410	9,177
TOTALS		
	13,410	9,177

■ Yellow in the TOTALS column means precinct hasn't reported

These same results may also be obtained via:

- > Election Telephone Hotline: 586.469.5209
- > 24-Hour Fax (Within MI): 1.888.99.CLERK (request document number 6700)
- > 24-Hour Fax (Outside of MI): 1.310.575.5035 (request document number 6700)



Election Results

Washington Twp Clerk One 4-year term

official results, updated November 19, 3:07 PM

[Race List](#) | [Race Summary](#) | [Race Details](#) | [Race Details \(Printer Friendly\)](#)

POLL BOOK TOTALS	Kathy Bosheers (REP)
---------------------	-------------------------

WASHINGTON TOWNSHIP		
01	689	432
02	1,023	668
03	936	641
04	1,048	625
05	971	672
06	785	564
07	993	675
08	813	561
09	1,258	800
AVCB01	4,894	3,336
	13,410	8,974
TOTALS		
	13,410	8,974

■ Yellow in the TOTALS column means precinct hasn't reported

These same results may also be obtained via:

- > Election Telephone Hotline: 586.469.5209
- > 24-Hour Fax (Within MI): 1.888.99.CLERK (request document number 6700)
- > 24-Hour Fax (Outside of MI): 1.310.575.5035 (request document number 6700)



Election Results

Washington Twp Clerk One 4-year term

official results, updated November 19, 3:07 PM

[Race List](#) | [Race Summary](#) | [Race Details](#) | [Race Details \(Printer Friendly\)](#)

	POLL BOOK TOTALS	Kathy Bosheers (REP)
WASHINGTON TOWNSHIP		
01	689	432
02	1,023	668
03	936	641
04	1,048	625
05	971	672
06	785	564
07	993	675
08	813	561
09	1,258	800
AVCB01	4,894	3,336
	13,410	8,974
TOTALS		
	13,410	8,974

■ Yellow in the TOTALS column means precinct hasn't reported

These same results may also be obtained via:

- > Election Telephone Hotline: 586.469.5209
- > 24-Hour Fax (Within MI): 1.888.99.CLERK (request document number 6700)
- > 24-Hour Fax (Outside of MI): 1.310.575.5035 (request document number 6700)



Election Results

Washington Twp Treasurer One 4-year term

official results, updated November 19, 3:07 PM

[Race List](#) | [Race Summary](#) | [Race Details](#) | [Race Details \(Printer Friendly\)](#)

POLL BOOK TOTALS	Linda S. Verellen (REP)
---------------------	-------------------------------

WASHINGTON TOWNSHIP		
01	689	450
02	1,023	681
03	936	672
04	1,048	626
05	971	713
06	785	579
07	993	703
08	813	561
09	1,258	833
AVCB01	4,894	3,587
	13,410	9,405
TOTALS		
	13,410	9,405

■ Yellow in the TOTALS column means precinct hasn't reported

These same results may also be obtained via:

- > Election Telephone Hotline: 586.469.5209
- > 24-Hour Fax (Within MI): 1.888.99.CLERK (request document number 6700)
- > 24-Hour Fax (Outside of MI): 1.310.575.5035 (request document number 6700)



Election Results

Washington Twp Treasurer One 4-year term

official results, updated November 19, 3:07 PM

[Race List](#) | [Race Summary](#) | [Race Details](#) | [Race Details \(Printer Friendly\)](#)

	POLL BOOK TOTALS	Linda S. Verellen (REP)
WASHINGTON TOWNSHIP		
01	689	450
02	1,023	681
03	936	672
04	1,048	626
05	971	713
06	785	579
07	993	703
08	813	561
09	1,258	833
AVCB01	4,894	3,587
	13,410	9,405
TOTALS		
	13,410	9,405

■ Yellow in the TOTALS column means precinct hasn't reported

These same results may also be obtained via:

- > Election Telephone Hotline: 586.469.5209
- > 24-Hour Fax (Within MI): 1.888.99.CLERK (request document number 6700)
- > 24-Hour Fax (Outside of MI): 1.310.575.5035 (request document number 6700)



Election Results

Washington Twp Trustee Four 4-year terms

official results, updated November 19, 3:07 PM

[Race List](#) | [Race Summary](#) | [Race Details](#) | [Race Details \(Printer Friendly\)](#)

POLL BOOK TOTALS	Abby Jacobson (REP)	Art Grimes (REP)	Jim Richardson (REP)	Lisa Rapp (REP)	Walter C. Fouts (NPA)
------------------	------------------------	---------------------	-------------------------	--------------------	--------------------------

WASHINGTON TOWNSHIP						
01	689	377	340	337	409	122
02	1,023	518	502	503	566	215
03	936	556	562	531	605	160
04	1,048	451	409	422	500	261
05	971	583	559	551	624	153
06	785	479	460	455	497	135
07	993	562	543	538	600	177
08	813	452	426	425	486	148
09	1,258	661	635	643	713	217
AVCB01	4,894	3,041	2,869	2,881	3,196	985
	13,410	7,680	7,305	7,286	8,196	2,573
TOTALS						
	13,410	7,680	7,305	7,286	8,196	2,573

■ Yellow in the TOTALS column means precinct hasn't reported

These same results may also be obtained via:

- > Election Telephone Hotline: 586.469.5209
- > 24-Hour Fax (Within MI): 1.888.99.CLERK (request document number 6700)
- > 24-Hour Fax (Outside of MI): 1.310.575.5035 (request document number 6700)



Election Results

Washington Twp Trustee Four 4-year terms

official results, updated November 19, 3:07 PM

[Race List](#) | [Race Summary](#) | [Race Details](#) | [Race Details \(Printer Friendly\)](#)

POLL BOOK TOTALS	Abby Jacobson (REP)	Art Grimes (REP)	Jim Richardson (REP)	Lisa Rapp (REP)	Walter C. Fouts (NPA)
WASHINGTON TOWNSHIP					
01	689	377	340	337	122
02	1,023	518	502	503	215
03	936	556	562	531	160
04	1,048	451	409	422	261
05	971	583	559	551	153
06	785	479	460	455	135
07	993	562	543	538	177
08	813	452	426	425	148
09	1,258	661	635	643	217
AVCB01	4,894	3,041	2,869	2,881	985
	13,410	7,680	7,305	7,286	2,573
TOTALS					
	13,410	7,680	7,305	7,286	2,573

■ Yellow in the TOTALS column means precinct hasn't reported

These same results may also be obtained via:

- > Election Telephone Hotline: 586.469.5209
- > 24-Hour Fax (Within MI): 1.888.99.CLERK (request document number 6700)
- > 24-Hour Fax (Outside of MI): 1.310.575.5035 (request document number 6700)



Election Results

Supreme Court Justice One 8-year term

official results, updated November 19, 3:07 PM

[Race List](#) | [Race Summary](#) | [Race Details](#) | [Race Details \(Printer Friendly\)](#)

	POLL BOOK TOTALS	Cliff Taylor	Diane Marie Hathaway	Robert W. Roddis
ARMADA TOWNSHIP				
01	1,259	392	390	96
02	842	216	246	85
AVCB01	852	261	243	74
	2,953	869	879	255
BRUCE TOWNSHIP				
01	738	201	260	69
02	1,208	365	339	110
03	754	217	210	86
04	796	267	244	56
AVCB01	1,525	460	468	94
	5,021	1,510	1,521	415
CENTER LINE				
01	733	157	292	100
02	492	126	178	63
03	940	191	453	108
04	479	110	204	63
05	486	109	178	59
AVCB01	890	226	367	78
	4,020	919	1,672	471
CHESTERFIELD CHARTER TOWNSHIP				

■ Yellow in the TOTALS column means precinct hasn't reported

These same results may also be obtained via:

- > Election Telephone Hotline: 586.469.5209
- > 24-Hour Fax (Within MI): 1.888.99.CLERK (request document number 6700)
- > 24-Hour Fax (Outside of MI): 1.310.575.5035 (request document number 6700)



Election Results

Supreme Court Justice One 8-year term

official results, updated November 19, 3:07 PM

[Race List](#) | [Race Summary](#) | [Race Details](#) | [Race Details \(Printer Friendly\)](#)

	POLL BOOK TOTALS	Cliff Taylor	Diane Marie Hathaway	Robert W. Roddis
ARMADA TOWNSHIP				
01	1,259	392	390	96
02	842	216	246	85
AVCB01	852	261	243	74
	2,953	869	879	255
BRUCE TOWNSHIP				
01	738	201	260	69
02	1,208	365	339	110
03	754	217	210	86
04	796	267	244	56
AVCB01	1,525	460	468	94
	5,021	1,510	1,521	415
CENTER LINE				
01	733	157	292	100
02	492	126	178	63
03	940	191	453	108
04	479	110	204	63
05	486	109	178	59
AVCB01	890	226	367	78
	4,020	919	1,672	471
CHESTERFIELD CHARTER TOWNSHIP				
01	1,008	309	334	126
02	1,078	284	409	94
03	1,403	307	535	185
04	314	89	104	38
05	857	215	329	86
06	968	213	347	123
07	1,072	285	382	132
08	975	274	353	92
09	1,109	258	441	146
10	831	246	258	105
11	874	199	358	72
12	534	116	220	51
13	1,064	287	366	124
14	604	183	224	44
15	517	97	221	72

16	530	137	194	67
17	214	67	65	23
18	1,190	222	531	146
19	350	102	121	44
20	706	225	263	42
AVCB01	1,312	381	493	124
AVCB02	2,195	698	685	210
AVCB03	1,905	586	674	141
	21,610	5,780	7,907	2,287

CLINTON TOWNSHIP

01	647	166	191	80
02	361	84	123	33
03	929	179	388	113
04	632	180	192	61
05	886	116	390	55
06	849	163	333	89
07	449	138	152	57
08	741	162	292	84
09	554	129	209	55
10	632	194	192	82
11	707	194	259	73
12	490	118	186	45
13	864	230	329	89
14	370	81	144	42
15	748	160	301	70
16	697	184	243	67
17	1,026	185	442	77
18	757	188	258	73
19	474	171	131	56
20	842	172	319	71
21	394	109	137	39
22	946	238	350	95
23	978	283	359	81
24	568	141	212	65
25	808	219	277	100
26	897	255	302	77
27	612	154	216	55
28	596	124	251	48
29	964	309	322	76
30	775	180	287	77
31	1,053	275	348	93
32	507	155	170	41
33	1,223	271	466	118
34	794	174	310	57
35	908	246	304	78
36	1,007	238	383	102
37	1,018	257	302	99
38	702	237	217	47
39				

	588	142	212	61
40	922	252	264	91
41	829	243	265	63
42	1,139	238	478	99
43	270	78	84	17
44	973	304	318	70
45	809	230	277	76
46	579	166	176	59
AVCB01	4,394	1,524	1,453	269
AVCB02	2,028	603	706	147
AVCB03	3,806	1,252	1,170	322
AVCB04	840	232	316	55
AVCB05	764	156	315	47
AVCB06	768	201	283	85
AVCB07	1,316	422	444	89
AVCB08	1,649	501	606	119
	50,079	13,603	17,654	4,389

EASTPOINTE

01	1,007	221	426	132
02	761	197	355	65
03	1,032	267	478	96
04	1,085	253	517	110
05	985	279	421	96
06	748	197	327	65
07	1,111	210	563	131
08	912	204	460	81
09	880	212	406	91
10	754	162	368	81
11	805	210	342	95
12	933	279	370	85
13	811	219	327	93
14	1,179	307	514	100
AVCB01	2,869	846	1,252	177
AVCB02	466	126	202	35
	16,338	4,189	7,328	1,533

FRASER

01	737	190	260	85
02	989	301	328	85
03	1,149	248	436	131
04	979	225	345	114
05	339	105	113	36
06	1,062	270	368	109
07	578	124	223	75
AVCB01	1,335	414	505	72
AVCB02	830	222	323	77
	7,998	2,099	2,901	784

HARRISON CHARTER TOWNSHIP

01	961	241	330	121
02	670	191	241	45

03	784	181	287	71
04	1,269	322	411	129
05	908	302	280	64
06	1,232	284	481	93
07	999	275	293	122
08	265	54	125	21
09	554	154	182	46
10	672	169	219	70
11	799	185	347	53
12	373	84	132	28
AVCB01	4,196	1,411	1,234	324
	13,682	3,853	4,562	1,187

LAKE TOWNSHIP				
01	40	18	10	3
	40	18	10	3

LENOX TOWNSHIP				
01	603	181	172	73
02	990	299	337	100
03	1,010	197	444	119
04	565	151	230	56
AVCB01	1,176	322	434	77
	4,344	1,150	1,617	425

MACOMB TOWNSHIP				
01	839	200	293	94
02	897	235	306	109
03	925	295	342	54
04	1,104	302	437	105
05	828	257	230	116
06	792	230	285	75
07	864	201	324	100
08	877	245	270	116
09	835	267	274	48
10	843	193	348	92
11	1,154	321	382	120
12	786	228	291	67
13	987	273	346	93
14	1,066	313	308	119
15	858	274	287	62
16	1,302	313	457	115
17	1,107	319	340	120
18	772	217	314	77
19	634	112	253	79
20	1,038	297	291	110
21	952	285	322	69
22	864	211	298	81
23	656	196	217	64
24	625	206	219	55
25	775	176	289	75

26	600	167	177	67
27	602	198	187	37
28	602	138	233	71
29	911	275	280	97
30	959	319	303	58
31	351	99	117	32
32	954	259	258	115
33	643	191	220	68
34	861	219	336	81
35	620	172	235	67
AVCB01	4,539	1,510	1,523	260
AVCB02	5,249	1,519	1,899	423
	39,271	11,232	13,491	3,591

MEMPHIS

01	398	119	130	49
	398	119	130	49

MT. CLEMENS

01	687	123	397	35
02	828	203	325	99
03	735	222	259	91
04	701	174	278	57
05	672	113	296	75
06	735	172	299	89
08	616	135	274	72
09	877	233	361	78
AVCB01	1,924	588	710	162
	7,775	1,963	3,199	758

NEW BALTIMORE

01	751	185	297	66
02	592	144	227	76
03	1,266	343	416	146
04	980	279	378	86
05	994	256	378	108
AVCB01	1,530	484	515	164
	6,113	1,691	2,211	646

RAY TOWNSHIP

01	643	214	162	67
02	860	264	257	95
AVCB01	635	195	197	55
	2,138	673	616	217

RICHMOND TOWNSHIP

01	892	279	244	98
02	1,025	301	320	89
	1,917	580	564	187

RICHMOND CITY

01	1,167	336	433	99
02	989	236	375	86
AVCB01	749	214	262	77
	2,905	786	1,070	262

ROSEVILLE

01	576	145	238	81
02	677	160	269	93
03	1,017	224	436	102
04	606	161	249	54
05	1,147	237	466	138
06	900	236	351	116
07	604	157	238	59
08	998	216	426	129
09	756	193	274	106
10	561	120	221	71
11	553	119	200	71
12	713	198	269	81
13	574	158	229	69
14	859	157	370	120
15	1,194	262	492	131
16	1,307	308	551	129
17	808	151	336	104
18	831	171	372	68
19	574	163	225	50
20	675	154	248	96
21	1,078	262	449	98
AVCB01	3,291	923	1,306	223
AVCB02	1,781	453	786	153
	22,080	5,328	9,001	2,342

SHELBY TOWNSHIP

01	1,318	409	365	94
02	1,095	307	322	101
03	669	161	178	71
04	874	277	233	69
05	1,187	277	416	122
06	1,013	266	318	121
07	877	259	255	74
08	540	148	158	57
09	869	193	257	97
10	772	212	225	72
11	990	192	346	96
12	676	223	137	85
13	519	161	170	32
14	1,019	266	320	103
15	553	188	133	54
16	1,109	358	308	78
17	1,488	362	512	133
18	662	196	174	66
19	720	247	185	58
20	618	126	218	61
21	775	198	252	60
22	1,179	390	336	84
23				

	1,054	283	338	93
24	1,203	393	290	112
25	968	312	284	64
26	646	146	224	72
27	931	244	265	97
28	731	192	234	63
29	770	187	245	69
AVCB01	4,506	1,461	1,236	406
AVCB02	7,138	2,481	2,077	443
AVCB03	834	310	227	66
AVCB04	89	15	26	5
	38,392	11,440	11,264	3,278

ST. CLAIR SHORES

01	1,160	359	461	94
02	1,030	295	347	123
03	981	286	368	74
04	798	164	335	93
05	1,294	355	435	154
06	1,164	276	543	78
07	849	193	383	96
08	1,107	327	349	112
09	574	153	218	41
10	1,282	285	515	125
11	567	167	194	60
12	1,248	397	460	85
13	1,317	345	469	132
14	621	168	216	72
15	1,317	358	508	107
16	1,157	260	492	139
17	1,294	358	456	134
18	1,021	282	374	86
19	898	230	316	96
20	586	180	206	81
21	957	259	394	82
22	892	233	355	83
23	1,111	336	370	130
24	1,114	328	442	74
AVCB01	3,204	997	1,185	244
AVCB02	2,324	781	744	199
AVCB03	1,618	556	591	106
AVCB04	4,240	1,320	1,603	325
	35,725	10,248	13,329	3,225

STERLING HEIGHTS

01	852	271	298	101
02	970	308	343	73
03	1,035	197	443	114
04	1,431	386	521	146
05	943	284	365	70
06	1,116	265	448	120

08	523	159	144	61
09	932	343	347	66
10	904	218	365	108
11	994	252	314	117
12	695	217	250	59
13	329	60	139	45
14	251	85	88	36
15	918	281	349	65
16	744	159	326	66
17	737	230	250	82
18	899	286	296	71
19	808	199	291	95
20	1,028	303	361	133
21	701	198	285	70
22	587	156	206	65
23	614	202	190	80
24	688	225	254	62
25	1,020	225	367	122
26	912	291	253	111
27	1,021	312	350	90
28	916	198	340	140
29	721	197	225	95
30	934	323	284	65
31	985	252	376	95
32	1,221	368	370	149
33	941	289	338	65
34	1,063	258	424	116
35	671	198	233	84
36	557	134	236	47
37	760	217	246	90
38	1,029	313	320	121
39	903	253	376	102
40	1,124	269	425	119
41	1,381	382	453	134
42	419	102	192	31
43	1,110	262	437	131
44	667	170	193	82
45	791	225	254	88
46	1,079	252	433	122
47	520	153	184	57
48	703	225	250	64
49	805	257	260	85
50	1,293	380	458	123
51	799	234	233	61
52	1,043	256	398	111
AVCB01	1,576	526	555	148
AVCB02	419	148	172	27
AVCB03	134	41	46	17

AVCB04	158	46	58	12
AVCB05	277	108	91	18
AVCB06	4,166	1,265	1,553	338
AVCB07	2,804	966	966	244
AVCB08	3,420	1,241	1,206	208
AVCB09	4,018	1,225	1,461	336
	61,059	17,845	21,889	5,953

UTICA

01	342	100	107	54
02	720	221	233	55
03	747	157	290	93
AVCB01	597	191	181	58
	2,406	669	811	260

WARREN

01	537	46	346	35
02	563	84	298	41
03	489	77	286	47
04	806	117	484	49
06	375	46	216	42
08	531	101	237	62
10	777	142	398	61
11	412	65	204	40
12	527	111	255	54
13	659	123	305	55
15	389	49	239	38
16	423	75	209	35
17	441	60	269	49
18	457	83	237	52
20	435	72	229	41
21	386	64	196	32
22	325	51	184	29
23	426	87	219	43
24	667	109	354	54
26	434	72	218	45
27	229	49	93	25
28	301	78	127	28
29	1,006	179	524	103
32	471	81	202	39
33	411	91	205	23
34	687	120	340	81
36	669	127	287	85
37	487	95	229	32
38	453	63	241	38
39	416	106	148	66
40	432	101	175	45
41	444	70	173	58
42	694	147	248	81
43	132	24	51	19
45	478	102	193	54

46	685	187	242	71
47	276	62	117	29
48	644	131	299	77
49	404	102	159	46
50	716	199	283	67
52	614	102	280	67
53	744	208	227	82
55	449	133	156	40
56	496	138	219	48
58	841	182	408	84
60	547	139	174	42
61	649	143	270	61
62	528	134	165	53
63	532	147	206	41
64	562	127	230	61
66	464	121	174	60
67	598	173	223	39
68	600	131	238	55
69	571	133	215	66
70	740	171	297	67
71	456	90	190	47
72	428	128	133	54
72A	551	78	300	51
73	561	124	225	49
74	897	228	289	103
76	718	184	297	67
78	504	105	201	62
80	559	158	175	59
81	412	77	210	38
82	633	163	251	82
84	831	236	287	92
85	627	185	197	56
86	933	218	371	87
88	412	98	172	39
90	593	164	230	46
92	354	81	139	39
93	793	217	291	76
94	717	174	259	52
96	456	105	181	46
97	529	139	180	45
98	362	124	122	33
99	320	82	124	28
99A	490	157	157	52
100	438	144	135	32
101	506	116	212	48
102	469	137	150	48
103	543	170	187	48
105	676	150	247	88

106	571	178	177	56
108	775	209	283	73
109	706	158	281	80
110	688	172	250	77
AVCB01	2,161	653	869	160
AVCB02	745	184	323	74
AVCB03	283	98	103	21
AVCB04	1,386	405	533	117
AVCB05	3,002	867	1,157	248
AVCB06	1,351	438	506	100
AVCB07	3,223	1,065	1,184	233
AVCB08	2,171	619	844	198
AVCB09	825	273	276	80
	62,684	15,281	25,899	5,921
WASHINGTON TOWNSHIP				
01	689	160	230	49
02	1,023	272	306	136
03	936	316	276	60
04	1,048	235	350	115
05	971	303	239	108
06	785	284	219	63
07	993	288	275	95
08	813	268	217	105
09	1,258	414	312	95
AVCB01	4,894	1,555	1,563	358
	13,410	4,095	3,987	1,184
TOTALS				
	422,358	115,940	153,512	39,622

■ Yellow in the TOTALS column means precinct hasn't reported

These same results may also be obtained via:

- > Election Telephone Hotline: 586.469.5209
- > 24-Hour Fax (Within MI): 1.888.99.CLERK (request document number 6700)
- > 24-Hour Fax (Outside of MI): 1.310.575.5035 (request document number 6700)



Election Results

Court of Appeals Judge - District 2 Three 6-year terms Incumbent Position

official results, updated November 19, 3:07 PM

[Race List](#) | [Race Summary](#) | [Race Details](#) | [Race Details \(Printer Friendly\)](#)

	POLL BOOK TOTALS	E. Thomas Fitzgerald	Henry William Saad	Mark J. Cavanagh
ARMADA TOWNSHIP				
01	1,259	452	367	583
02	842	261	211	322
AVCB01	852	373	340	433
	2,953	1,086	918	1,338
BRUCE TOWNSHIP				
01	738	269	207	320
02	1,208	456	358	526
03	754	304	236	341
04	796	325	273	368
AVCB01	1,525	648	587	721
	5,021	2,002	1,661	2,276
CENTER LINE				
01	733	316	244	383
02	492	212	167	257
03	940	395	251	464
04	479	202	152	231
05	486	163	125	207
AVCB01	890	445	362	515
	4,020	1,733	1,301	2,057
CHESTERFIELD CHARTER TOWNSHIP				

■ Yellow in the TOTALS column means precinct hasn't reported

These same results may also be obtained via:

- > Election Telephone Hotline: 586.469.5209
- > 24-Hour Fax (Within MI): 1.888.99.CLERK (request document number 6700)
- > 24-Hour Fax (Outside of MI): 1.310.575.5035 (request document number 6700)



Election Results

Court of Appeals Judge - District 2 Three 6-year terms Incumbent Position

official results, updated November 19, 3:07 PM

[Race List](#) | [Race Summary](#) | [Race Details](#) | [Race Details \(Printer Friendly\)](#)

	POLL BOOK TOTALS	E. Thomas Fitzgerald	Henry William Saad	Mark J. Cavanagh
ARMADA TOWNSHIP				
01	1,259	452	367	583
02	842	261	211	322
AVCB01	852	373	340	433
	2,953	1,086	918	1,338
BRUCE TOWNSHIP				
01	738	269	207	320
02	1,208	456	358	526
03	754	304	236	341
04	796	325	273	368
AVCB01	1,525	648	587	721
	5,021	2,002	1,661	2,276
CENTER LINE				
01	733	316	244	383
02	492	212	167	257
03	940	395	251	464
04	479	202	152	231
05	486	163	125	207
AVCB01	890	445	362	515
	4,020	1,733	1,301	2,057
CHESTERFIELD CHARTER TOWNSHIP				
01	1,008	403	323	528
02	1,078	412	314	512
03	1,403	538	427	690
04	314	106	97	167
05	857	305	254	397
06	968	375	329	489
07	1,072	388	329	554
08	975	373	289	475
09	1,109	437	332	594
10	831	326	285	444
11	874	299	230	396
12	534	187	143	247
13	1,064	401	329	539
14	604	226	178	288
15				

	517	223	148	223
16	530	196	163	258
17	214	84	70	106
18	1,190	450	340	575
19	350	147	114	178
20	706	293	243	354
AVCB01	1,312	661	584	759
AVCB02	2,195	1,008	929	1,219
AVCB03	1,905	888	791	1,017
	21,610	8,726	7,241	11,009

CLINTON TOWNSHIP

01	647	246	199	299
02	361	135	94	151
03	929	405	250	438
04	632	241	161	290
05	886	332	170	283
06	849	325	235	363
07	449	227	177	261
08	741	326	234	345
09	554	222	160	269
10	632	249	213	303
11	707	310	231	336
12	490	188	132	219
13	864	371	262	418
14	370	138	109	156
15	748	306	226	356
16	697	265	206	312
17	1,026	401	274	441
18	757	307	248	374
19	474	212	165	244
20	842	288	201	340
21	394	164	118	189
22	946	377	266	416
23	978	414	332	474
24	568	226	188	282
25	808	345	264	406
26	897	354	294	438
27	612	239	196	294
28	596	234	111	208
29	964	395	331	475
30	775	298	218	341
31	1,053	364	277	453
32	507	207	164	257
33	1,223	467	327	510
34	794	301	212	319
35	908	348	289	400
36	1,007	404	279	442
37	1,018	369	272	431
38				

	702	269	223	328
39	588	225	171	276
40	922	341	261	401
41	829	295	218	370
42	1,139	443	349	532
43	270	107	99	118
44	973	394	301	465
45	809	328	287	373
46	579	232	179	265
AVCB01	4,394	2,168	1,945	2,454
AVCB02	2,028	950	846	1,092
AVCB03	3,806	1,832	1,588	2,041
AVCB04	840	406	342	462
AVCB05	764	319	260	397
AVCB06	768	402	363	443
AVCB07	1,316	657	570	721
AVCB08	1,649	858	751	950
	50,079	21,226	16,838	24,221

EASTPOINTE

01	1,007	387	274	456
02	761	311	246	398
03	1,032	460	320	582
04	1,085	452	329	606
05	985	413	281	498
06	748	314	223	370
07	1,111	482	305	537
08	912	376	264	438
09	880	372	278	457
10	754	311	191	386
11	805	309	242	455
12	933	409	286	487
13	811	339	239	422
14	1,179	511	379	592
AVCB01	2,869	1,481	1,269	1,751
AVCB02	466	242	201	291
	16,338	7,169	5,327	8,726

FRASER

01	737	281	226	367
02	989	356	275	456
03	1,149	433	338	566
04	979	336	251	432
05	339	136	106	176
06	1,062	361	283	490
07	578	209	162	289
AVCB01	1,335	663	578	767
AVCB02	830	390	337	468
	7,998	3,165	2,556	4,011

HARRISON CHARTER TOWNSHIP

01	961	368	288	463
----	-----	-----	-----	-----

02	670	246	199	311
03	784	276	212	358
04	1,269	475	370	583
05	908	327	259	429
06	1,232	424	366	568
07	999	365	320	478
08	265	111	78	131
09	554	198	166	266
10	672	258	207	326
11	799	315	241	378
12	373	126	101	171
AVCB01	4,196	1,945	1,769	2,217
	13,682	5,434	4,576	6,679

LAKE TOWNSHIP

01	40	21	19	23
	40	21	19	23

LENOX TOWNSHIP

01	603	240	183	294
02	990	392	316	492
03	1,010	456	373	573
04	565	276	228	305
AVCB01	1,176	527	466	626
	4,344	1,891	1,566	2,290

MACOMB TOWNSHIP

01	839	333	270	416
02	897	372	295	470
03	925	391	337	507
04	1,104	472	377	583
05	828	331	273	432
06	792	328	279	404
07	864	331	276	461
08	877	345	296	434
09	835	346	283	432
10	843	333	260	421
11	1,154	451	400	596
12	786	314	252	391
13	987	378	332	476
14	1,066	398	329	523
15	858	339	284	448
16	1,302	479	402	639
17	1,107	415	347	551
18	772	336	238	407
19	634	234	177	275
20	1,038	378	329	513
21	952	366	312	485
22	864	308	260	401
23	656	275	210	319
24	625	257	203	329

25	775	292	252	387
26	600	230	207	313
27	602	237	204	300
28	602	258	223	312
29	911	382	324	463
30	959	392	327	489
31	351	133	108	181
32	954	339	286	472
33	643	246	203	305
34	861	359	304	443
35	620	262	203	324
AVCB01	4,539	2,109	1,935	2,491
AVCB02	5,249	2,477	2,202	2,841
	39,271	16,226	13,799	20,234
MEMPHIS				
01	398	179	134	212
	398	179	134	212
MT. CLEMENS				
01	687	303	210	322
02	828	349	270	414
03	735	292	228	382
04	701	254	167	293
05	672	237	119	261
06	735	287	199	342
08	616	268	184	306
09	877	330	250	425
AVCB01	1,924	941	810	1,092
	7,775	3,261	2,437	3,837
NEW BALTIMORE				
01	751	281	234	377
02	592	248	190	309
03	1,266	470	405	646
04	980	393	311	487
05	994	370	300	507
AVCB01	1,530	740	634	857
	6,113	2,502	2,074	3,183
RAY TOWNSHIP				
01	643	222	181	288
02	860	303	239	388
AVCB01	635	263	243	307
	2,138	788	663	983
RICHMOND TOWNSHIP				
01	892	368	302	442
02	1,025	405	329	484
	1,917	773	631	926
RICHMOND CITY				
01	1,167	445	324	588
02	989	346	281	476
AVCB01	749	380	322	432

	2,905	1,171	927	1,496
ROSEVILLE				
01	576	235	177	305
02	677	273	186	333
03	1,017	396	287	494
04	606	233	163	314
05	1,147	436	309	571
06	900	378	271	479
07	604	256	187	314
08	998	429	298	507
09	756	319	215	394
10	561	216	145	259
11	553	201	142	264
12	713	288	208	389
13	574	245	183	295
14	859	318	228	457
15	1,194	490	336	574
16	1,307	538	374	641
17	808	285	218	400
18	831	335	235	389
19	574	227	175	289
20	675	264	181	329
21	1,078	437	293	500
AVCB01	3,291	1,627	1,360	1,960
AVCB02	1,781	906	789	1,160
	22,080	9,332	6,960	11,617
SHELBY TOWNSHIP				
01	1,318	460	396	575
02	1,095	385	325	498
03	669	233	186	280
04	874	310	261	390
05	1,187	412	361	529
06	1,013	384	298	463
07	877	295	247	393
08	540	189	152	241
09	869	292	226	347
10	772	257	214	330
11	990	349	276	409
12	676	249	206	303
13	519	185	153	232
14	1,019	371	315	470
15	553	203	173	242
16	1,109	381	335	506
17	1,488	545	458	668
18	662	235	198	304
19	720	269	227	301
20	618	209	172	295
21	775	277	210	301
22				

	1,179	433	373	565
23	1,054	361	313	472
24	1,203	438	393	566
25	968	369	297	449
26	646	253	188	322
27	931	356	284	434
28	731	274	237	334
29	770	249	229	343
AVCB01	4,506	2,073	1,860	2,359
AVCB02	7,138	3,251	2,938	3,643
AVCB03	834	417	374	450
AVCB04	89	36	34	39
	38,392	15,000	12,909	18,053

ST. CLAIR SHORES

01	1,160	458	369	606
02	1,030	406	324	531
03	981	352	297	483
04	798	312	237	405
05	1,294	467	345	612
06	1,164	443	346	589
07	849	329	246	457
08	1,107	391	313	513
09	574	202	154	280
10	1,282	440	344	599
11	567	210	152	276
12	1,248	463	362	611
13	1,317	470	379	622
14	621	230	173	301
15	1,317	475	360	641
16	1,157	463	347	605
17	1,294	477	363	629
18	1,021	371	276	489
19	898	302	224	426
20	586	229	191	330
21	957	355	244	478
22	892	335	234	431
23	1,111	432	331	595
24	1,114	423	301	573
AVCB01	3,204	1,554	1,360	1,833
AVCB02	2,324	1,046	925	1,260
AVCB03	1,618	750	687	900
AVCB04	4,240	1,978	1,754	2,407
	35,725	14,363	11,638	18,482

STERLING HEIGHTS

01	852	348	276	426
02	970	385	301	473
03	1,035	385	298	493
04	1,431	560	462	717
05	943	389	298	470

06	1,116	415	346	560
08	523	193	157	248
09	932	421	341	489
10	904	364	284	464
11	994	353	283	452
12	695	285	226	341
13	329	138	113	164
14	251	110	84	135
15	918	383	309	438
16	744	287	235	335
17	737	277	236	354
18	899	353	297	421
19	808	297	251	386
20	1,028	443	357	532
21	701	306	248	380
22	587	230	193	304
23	614	253	216	324
24	688	307	222	359
25	1,020	376	325	475
26	912	354	288	422
27	1,021	413	342	494
28	916	326	245	445
29	721	282	220	347
30	934	342	282	428
31	985	384	291	469
32	1,221	460	385	604
33	941	357	291	482
34	1,063	396	327	567
35	671	263	213	332
36	557	242	148	254
37	760	304	258	368
38	1,029	411	357	459
39	903	400	290	442
40	1,124	447	376	585
41	1,381	513	422	658
42	419	169	107	213
43	1,110	435	338	570
44	667	211	164	284
45	791	277	216	371
46	1,079	440	322	524
47	520	239	171	272
48	703	285	229	362
49	805	290	245	400
50	1,293	514	438	638
51	799	271	236	311
52	1,043	413	346	493
AVCB01	1,576	814	710	958
AVCB02	419	210	192	250

AVCB03	134	69	65	88
AVCB04	158	78	69	83
AVCB05	277	143	123	162
AVCB06	4,166	2,051	1,787	2,380
AVCB07	2,804	1,391	1,250	1,634
AVCB08	3,420	1,742	1,496	1,973
AVCB09	4,018	2,002	1,771	2,278
	61,059	25,796	21,368	31,340

UTICA

01	342	139	102	172
02	720	273	215	338
03	747	282	219	363
AVCB01	597	276	254	312
	2,406	970	790	1,185

WARREN

01	537	231	114	187
02	563	229	146	229
03	489	192	106	229
04	806	367	202	325
06	375	144	83	184
08	531	232	133	226
10	777	323	197	329
11	412	148	98	191
12	527	213	133	248
13	659	259	166	296
15	389	151	87	186
16	423	159	105	183
17	441	186	107	202
18	457	181	114	219
20	435	166	100	198
21	386	145	82	161
22	325	136	70	148
23	426	173	117	198
24	667	251	147	290
26	434	159	88	203
27	229	75	50	99
28	301	117	84	151
29	1,006	427	302	491
32	471	169	117	204
33	411	161	111	178
34	687	236	158	344
36	669	223	144	315
37	487	159	118	223
38	453	166	117	186
39	416	180	121	210
40	432	157	116	199
41	444	166	96	176
42	694	255	191	319
43	132	47	37	55

45	478	164	117	240
46	685	260	183	326
47	276	91	64	123
48	644	258	183	351
49	404	146	115	207
50	716	254	199	358
52	614	222	150	272
53	744	257	193	350
55	449	153	101	218
56	496	193	156	272
58	841	346	224	396
60	547	170	127	249
61	649	232	183	303
62	528	165	135	235
63	532	184	130	267
64	562	182	152	283
66	464	180	141	255
67	598	215	153	279
68	600	198	147	276
69	571	219	150	268
70	740	265	178	333
71	456	155	112	218
72	428	159	97	188
72A	551	241	132	228
73	561	179	138	276
74	897	292	228	398
76	718	269	199	345
78	504	184	134	240
80	559	202	167	264
81	412	160	109	196
82	633	248	214	335
84	831	340	229	374
85	627	191	142	258
86	933	336	281	437
88	412	157	132	216
90	593	220	165	288
92	354	116	83	185
93	793	312	220	361
94	717	236	186	333
96	456	165	129	230
97	529	177	145	239
98	362	139	117	175
99	320	121	77	155
99A	490	190	152	249
100	438	163	126	217
101	506	190	139	234
102	469	161	119	220
103	543	200	154	267

105	676	236	169	303
106	571	186	149	259
108	775	284	217	382
109	706	247	199	366
110	688	256	188	345
AVCB01	2,161	1,128	918	1,293
AVCB02	745	369	307	437
AVCB03	283	147	129	171
AVCB04	1,386	714	582	797
AVCB05	3,002	1,433	1,213	1,697
AVCB06	1,351	665	568	775
AVCB07	3,223	1,537	1,358	1,905
AVCB08	2,171	1,057	887	1,291
AVCB09	825	394	343	486
	62,684	25,093	18,691	31,076
WASHINGTON TOWNSHIP				
01	689	228	187	286
02	1,023	394	317	476
03	936	353	298	427
04	1,048	375	281	458
05	971	383	325	439
06	785	319	286	389
07	993	320	281	411
08	813	326	271	394
09	1,258	423	343	510
AVCB01	4,894	2,235	2,038	2,522
	13,410	5,356	4,627	6,312
TOTALS				
	422,358	173,263	139,651	211,566

■ Yellow in the TOTALS column means precinct hasn't reported

These same results may also be obtained via:

- > Election Telephone Hotline: 586.469.5209
- > 24-Hour Fax (Within MI): 1.888.99.CLERK (request document number 6700)
- > 24-Hour Fax (Outside of MI): 1.310.575.5035 (request document number 6700)



Election Results

Court of Appeals Judge - District 2 Partial term ending 1/1/2013 Incumbent Position

official results, updated November 19, 3:07 PM

[Race List](#) | [Race Summary](#) | [Race Details](#) | [Race Details \(Printer Friendly\)](#)

	POLL BOOK TOTALS	Elizabeth L. Gleicher
ARMADA TOWNSHIP		
01	1,259	596
02	842	334
AVCB01	852	406
	2,953	1,336
BRUCE TOWNSHIP		
01	738	356
02	1,208	532
03	754	366
04	796	379
AVCB01	1,525	715
	5,021	2,348
CENTER LINE		
01	733	412
02	492	286
03	940	548
04	479	269
05	486	225
AVCB01	890	524
	4,020	2,264
CHESTERFIELD CHARTER TOWNSHIP		

■ Yellow in the TOTALS column means precinct hasn't reported

These same results may also be obtained via:

- > Election Telephone Hotline: 586.469.5209
- > 24-Hour Fax (Within MI): 1.888.99.CLERK (request document number 6700)
- > 24-Hour Fax (Outside of MI): 1.310.575.5035 (request document number 6700)



Election Results

Court of Appeals Judge - District 2 Partial term ending 1/1/2013 Incumbent Position

official results, updated November 19, 3:07 PM

[Race List](#) | [Race Summary](#) | [Race Details](#) | [Race Details \(Printer Friendly\)](#)

	POLL BOOK TOTALS	Elizabeth L. Gleicher
ARMADA TOWNSHIP		
01	1,259	596
02	842	334
AVCB01	852	406
	2,953	1,336
BRUCE TOWNSHIP		
01	738	356
02	1,208	532
03	754	366
04	796	379
AVCB01	1,525	715
	5,021	2,348
CENTER LINE		
01	733	412
02	492	286
03	940	548
04	479	269
05	486	225
AVCB01	890	524
	4,020	2,264
CHESTERFIELD CHARTER TOWNSHIP		
01	1,008	559
02	1,078	556
03	1,403	732
04	314	155
05	857	424
06	968	506
07	1,072	571
08	975	492
09	1,109	618
10	831	409
11	874	423
12	534	281
13	1,064	541
14	604	305
15		

	517	303
16	530	275
17	214	120
18	1,190	666
19	350	175
20	706	383
AVCB01	1,312	750
AVCB02	2,195	1,211
AVCB03	1,905	1,008
	21,610	11,463

CLINTON TOWNSHIP

01	647	314
02	361	161
03	929	514
04	632	319
05	886	387
06	849	408
07	449	263
08	741	393
09	554	285
10	632	318
11	707	391
12	490	234
13	864	479
14	370	183
15	748	387
16	697	334
17	1,026	518
18	757	392
19	474	237
20	842	367
21	394	207
22	946	475
23	978	492
24	568	295
25	808	449
26	897	434
27	612	302
28	596	299
29	964	475
30	775	382
31	1,053	473
32	507	251
33	1,223	607
34	794	393
35	908	429
36	1,007	497
37	1,018	462
38		

	702	339
39	588	287
40	922	422
41	829	402
42	1,139	611
43	270	116
44	973	491
45	809	390
46	579	285
AVCB01	4,394	2,439
AVCB02	2,028	1,088
AVCB03	3,806	2,025
AVCB04	840	464
AVCB05	764	402
AVCB06	768	455
AVCB07	1,316	710
AVCB08	1,649	948
	50,079	25,680

EASTPOINTE

01	1,007	532
02	761	437
03	1,032	626
04	1,085	666
05	985	572
06	748	437
07	1,111	645
08	912	521
09	880	511
10	754	432
11	805	457
12	933	551
13	811	445
14	1,179	648
AVCB01	2,869	1,725
AVCB02	466	271
	16,338	9,476

FRASER

01	737	396
02	989	495
03	1,149	567
04	979	460
05	339	180
06	1,062	490
07	578	307
AVCB01	1,335	728
AVCB02	830	476
	7,998	4,099

HARRISON CHARTER TOWNSHIP

01	961	512
----	-----	-----

02	670	344
03	784	357
04	1,269	623
05	908	449
06	1,232	591
07	999	493
08	265	162
09	554	266
10	672	335
11	799	423
12	373	172
AVCB01	4,196	2,115
	13,682	6,842

LAKE TOWNSHIP

01	40	26
	40	26

LENOX TOWNSHIP

01	603	303
02	990	521
03	1,010	610
04	565	355
AVCB01	1,176	606
	4,344	2,395

MACOMB TOWNSHIP

01	839	430
02	897	486
03	925	505
04	1,104	617
05	828	438
06	792	426
07	864	457
08	877	478
09	835	464
10	843	475
11	1,154	612
12	786	399
13	987	512
14	1,066	524
15	858	462
16	1,302	653
17	1,107	572
18	772	445
19	634	327
20	1,038	506
21	952	496
22	864	393
23	656	337
24	625	331

25	775	399
26	600	309
27	602	306
28	602	327
29	911	486
30	959	498
31	351	190
32	954	476
33	643	346
34	861	465
35	620	357
AVCB01	4,539	2,400
AVCB02	5,249	2,826
	39,271	20,730

MEMPHIS

01	398	216
	398	216

MT. CLEMENS

01	687	403
02	828	441
03	735	405
04	701	337
05	672	344
06	735	384
08	616	347
09	877	454
AVCB01	1,924	1,117
	7,775	4,232

NEW BALTIMORE

01	751	398
02	592	320
03	1,266	639
04	980	551
05	994	481
AVCB01	1,530	841
	6,113	3,230

RAY TOWNSHIP

01	643	283
02	860	407
AVCB01	635	292
	2,138	982

RICHMOND TOWNSHIP

01	892	443
02	1,025	484
	1,917	927

RICHMOND CITY

01	1,167	617
02	989	494
AVCB01	749	435

	2,905	1,546
ROSEVILLE		
01	576	364
02	677	374
03	1,017	566
04	606	346
05	1,147	626
06	900	528
07	604	353
08	998	578
09	756	431
10	561	309
11	553	288
12	713	415
13	574	336
14	859	494
15	1,194	656
16	1,307	722
17	808	440
18	831	434
19	574	311
20	675	354
21	1,078	628
AVCB01	3,291	1,928
AVCB02	1,781	1,082
	22,080	12,563
SHELBY TOWNSHIP		
01	1,318	608
02	1,095	529
03	669	309
04	874	404
05	1,187	562
06	1,013	518
07	877	391
08	540	251
09	869	403
10	772	349
11	990	439
12	676	316
13	519	246
14	1,019	491
15	553	247
16	1,109	532
17	1,488	699
18	662	313
19	720	343
20	618	313
21	775	391
22		

	1,179	581
23	1,054	490
24	1,203	566
25	968	463
26	646	356
27	931	465
28	731	346
29	770	351
AVCB01	4,506	2,381
AVCB02	7,138	3,586
AVCB03	834	450
AVCB04	89	38
	38,392	18,727

ST. CLAIR SHORES

01	1,160	600
02	1,030	543
03	981	479
04	798	402
05	1,294	629
06	1,164	605
07	849	467
08	1,107	528
09	574	294
10	1,282	621
11	567	276
12	1,248	614
13	1,317	625
14	621	299
15	1,317	662
16	1,157	642
17	1,294	645
18	1,021	507
19	898	398
20	586	321
21	957	492
22	892	457
23	1,111	582
24	1,114	582
AVCB01	3,204	1,732
AVCB02	2,324	1,237
AVCB03	1,618	884
AVCB04	4,240	2,300
	35,725	18,423

STERLING HEIGHTS

01	852	467
02	970	491
03	1,035	528
04	1,431	734
05	943	503

06	1,116	561
08	523	256
09	932	540
10	904	485
11	994	489
12	695	363
13	329	172
14	251	142
15	918	507
16	744	388
17	737	377
18	899	476
19	808	407
20	1,028	577
21	701	424
22	587	311
23	614	338
24	688	401
25	1,020	520
26	912	451
27	1,021	516
28	916	471
29	721	364
30	934	463
31	985	503
32	1,221	594
33	941	498
34	1,063	576
35	671	345
36	557	292
37	760	377
38	1,029	520
39	903	531
40	1,124	597
41	1,381	692
42	419	238
43	1,110	589
44	667	299
45	791	397
46	1,079	582
47	520	291
48	703	377
49	805	407
50	1,293	657
51	799	363
52	1,043	554
AVCB01	1,576	913
AVCB02	419	245

AVCB03	134	80
AVCB04	158	89
AVCB05	277	167
AVCB06	4,166	2,330
AVCB07	2,804	1,607
AVCB08	3,420	1,949
AVCB09	4,018	2,247
	61,059	32,628

UTICA

01	342	198
02	720	345
03	747	395
AVCB01	597	312
	2,406	1,250

WARREN

01	537	266
02	563	265
03	489	269
04	806	416
06	375	205
08	531	277
10	777	395
11	412	212
12	527	252
13	659	317
15	389	212
16	423	223
17	441	251
18	457	266
20	435	231
21	386	190
22	325	182
23	426	226
24	667	353
26	434	225
27	229	108
28	301	162
29	1,006	576
32	471	209
33	411	222
34	687	372
36	669	327
37	487	240
38	453	228
39	416	241
40	432	207
41	444	193
42	694	342
43	132	61

45	478	247
46	685	340
47	276	135
48	644	369
49	404	216
50	716	370
52	614	335
53	744	342
55	449	216
56	496	275
58	841	450
60	547	231
61	649	320
62	528	238
63	532	265
64	562	283
66	464	242
67	598	295
68	600	272
69	571	267
70	740	362
71	456	224
72	428	198
72A	551	324
73	561	274
74	897	395
76	718	358
78	504	234
80	559	262
81	412	242
82	633	328
84	831	428
85	627	252
86	933	441
88	412	222
90	593	295
92	354	176
93	793	411
94	717	335
96	456	240
97	529	235
98	362	169
99	320	156
99A	490	248
100	438	221
101	506	239
102	469	220
103	543	276

105	676	308
106	571	264
108	775	380
109	706	359
110	688	345
AVCB01	2,161	1,261
AVCB02	745	441
AVCB03	283	180
AVCB04	1,386	783
AVCB05	3,002	1,650
AVCB06	1,351	770
AVCB07	3,223	1,780
AVCB08	2,171	1,217
AVCB09	825	467
	62,684	32,399
WASHINGTON TOWNSHIP		
01	689	289
02	1,023	497
03	936	419
04	1,048	494
05	971	441
06	785	381
07	993	410
08	813	396
09	1,258	535
AVCB01	4,894	2,426
	13,410	6,288
TOTALS		
	422,358	220,070

■ Yellow in the TOTALS column means precinct hasn't reported

These same results may also be obtained via:

- > Election Telephone Hotline: 586.469.5209
- > 24-Hour Fax (Within MI): 1.888.99.CLERK (request document number 6700)
- > 24-Hour Fax (Outside of MI): 1.310.575.5035 (request document number 6700)



Election Results

Circuit Court Judge - Circuit 16

Four 6-year terms

Incumbent Position

official results, updated November 19, 3:07 PM

[Race List](#) | [Race Summary](#) | [Race Details](#) | [Race Details \(Printer Friendly\)](#)

	POLL BOOK TOTALS	Diane M. Druzinski	John C. Foster	Matthew Switalski	Peter J. Maceroni
ARMADA TOWNSHIP					
01	1,259	466	422	438	457
02	842	253	246	229	269
AVCB01	852	388	355	370	374
	2,953	1,107	1,023	1,037	1,100
BRUCE TOWNSHIP					
01	738	275	231	235	267
02	1,208	423	390	414	454
03	754	305	275	267	297
04	796	305	277	302	323
AVCB01	1,525	672	627	622	696
	5,021	1,980	1,800	1,840	2,037
CENTER LINE					
01	733	304	261	298	298
02	492	211	194	210	191
03	940	375	340	344	337
04	479	191	169	187	184
05	486	172	138	168	171
AVCB01	890	459	405	429	424
	4,020	1,712	1,507	1,636	1,605
CHESTERFIELD CHARTER TOWNSHIP					

■ Yellow in the TOTALS column means precinct hasn't reported

These same results may also be obtained via:

- > Election Telephone Hotline: 586.469.5209
- > 24-Hour Fax (Within MI): 1.888.99.CLERK (request document number 6700)
- > 24-Hour Fax (Outside of MI): 1.310.575.5035 (request document number 6700)



Election Results

Circuit Court Judge - Circuit 16 Four 6-year terms Incumbent Position

official results, updated November 19, 3:07 PM

[Race List](#) | [Race Summary](#) | [Race Details](#) | [Race Details \(Printer Friendly\)](#)

	POLL BOOK TOTALS	Diane M. Druzinski	John C. Foster	Matthew Switalski	Peter J. Maceroni
ARMADA TOWNSHIP					
01	1,259	466	422	438	457
02	842	253	246	229	269
AVCB01	852	388	355	370	374
	2,953	1,107	1,023	1,037	1,100
BRUCE TOWNSHIP					
01	738	275	231	235	267
02	1,208	423	390	414	454
03	754	305	275	267	297
04	796	305	277	302	323
AVCB01	1,525	672	627	622	696
	5,021	1,980	1,800	1,840	2,037
CENTER LINE					
01	733	304	261	298	298
02	492	211	194	210	191
03	940	375	340	344	337
04	479	191	169	187	184
05	486	172	138	168	171
AVCB01	890	459	405	429	424
	4,020	1,712	1,507	1,636	1,605
CHESTERFIELD CHARTER TOWNSHIP					
01	1,008	422	364	387	411
02	1,078	424	372	389	415
03	1,403	530	503	537	550
04	314	121	116	115	137
05	857	335	285	313	332
06	968	397	359	378	389
07	1,072	422	382	408	416
08	975	373	342	358	393
09	1,109	449	412	433	455
10	831	352	309	336	371
11	874	297	272	281	316
12	534	213	183	172	207
13	1,064	408	380	410	440
14	604	236	214	220	241
15					

	517	202	207	162	194
16	530	203	186	197	219
17	214	98	83	85	90
18	1,190	470	429	395	454
19	350	151	138	150	157
20	706	297	270	279	290
AVCB01	1,312	680	627	653	684
AVCB02	2,195	1,078	996	1,055	1,071
AVCB03	1,905	923	871	888	937
	21,610	9,081	8,300	8,601	9,169

CLINTON TOWNSHIP

01	647	242	229	249	271
02	361	124	117	121	115
03	929	368	333	336	367
04	632	243	227	207	247
05	886	253	270	194	237
06	849	315	330	287	298
07	449	209	202	214	221
08	741	283	292	272	285
09	554	212	217	203	213
10	632	240	223	275	264
11	707	279	281	290	282
12	490	177	163	172	183
13	864	354	311	314	339
14	370	124	116	126	163
15	748	288	260	313	302
16	697	263	237	263	254
17	1,026	372	370	361	361
18	757	314	291	317	318
19	474	194	189	207	228
20	842	257	261	242	231
21	394	159	146	146	158
22	946	341	334	309	323
23	978	398	367	412	409
24	568	224	205	236	250
25	808	325	303	331	357
26	897	341	334	360	407
27	612	252	208	250	242
28	596	185	211	147	169
29	964	453	337	405	380
30	775	283	273	271	293
31	1,053	352	351	348	376
32	507	203	196	199	207
33	1,223	438	414	394	443
34	794	306	269	223	266
35	908	342	306	329	361
36	1,007	373	359	360	369
37	1,018	379	322	352	371
38					

	702	319	261	293	294
39	588	229	207	223	236
40	922	343	293	330	348
41	829	307	260	296	312
42	1,139	456	385	403	446
43	270	114	98	113	119
44	973	398	347	372	444
45	809	338	290	324	350
46	579	240	208	236	215
AVCB01	4,394	2,240	2,060	2,262	2,299
AVCB02	2,028	978	972	981	1,002
AVCB03	3,806	1,815	1,770	1,930	1,963
AVCB04	840	408	395	397	411
AVCB05	764	339	337	321	349
AVCB06	768	400	366	411	398
AVCB07	1,316	647	609	663	710
AVCB08	1,649	866	808	856	907
	50,079	20,902	19,520	20,446	21,363

EASTPOINTE

01	1,007	343	321	340	323
02	761	308	310	322	304
03	1,032	450	408	452	433
04	1,085	441	383	458	427
05	985	390	351	379	366
06	748	305	258	283	258
07	1,111	457	435	369	374
08	912	387	347	296	310
09	880	334	321	355	312
10	754	274	274	285	254
11	805	315	297	352	318
12	933	395	370	381	368
13	811	317	284	334	315
14	1,179	479	460	405	438
AVCB01	2,869	1,550	1,349	1,553	1,438
AVCB02	466	239	214	255	237
	16,338	6,984	6,382	6,819	6,475

FRASER

01	737	272	254	297	294
02	989	345	330	382	362
03	1,149	425	378	469	453
04	979	330	297	356	348
05	339	132	121	148	134
06	1,062	350	314	388	377
07	578	209	203	229	228
AVCB01	1,335	677	634	713	694
AVCB02	830	409	370	435	418
	7,998	3,149	2,901	3,417	3,308

HARRISON CHARTER TOWNSHIP

01	961	369	350	354	395
----	-----	-----	-----	-----	-----

02	670	243	228	268	252
03	784	278	285	265	287
04	1,269	472	458	454	489
05	908	346	362	346	369
06	1,232	465	428	467	470
07	999	395	403	393	413
08	265	111	106	96	100
09	554	220	213	215	219
10	672	273	253	261	290
11	799	321	313	315	313
12	373	134	120	123	134
AVCB01	4,196	1,979	2,021	1,969	2,076
	13,682	5,606	5,540	5,526	5,807

LAKE TOWNSHIP

01	40	20	20	21	21
	40	20	20	21	21

LENOX TOWNSHIP

01	603	216	213	213	236
02	990	383	355	357	395
03	1,010	461	460	428	480
04	565	267	262	246	279
AVCB01	1,176	541	524	526	552
	4,344	1,868	1,814	1,770	1,942

MACOMB TOWNSHIP

01	839	346	294	322	370
02	897	368	340	362	375
03	925	413	361	360	416
04	1,104	503	427	450	504
05	828	327	307	341	373
06	792	358	298	312	368
07	864	370	322	347	375
08	877	341	309	352	402
09	835	355	321	322	358
10	843	341	321	299	354
11	1,154	486	454	466	499
12	786	331	287	300	337
13	987	418	350	392	423
14	1,066	440	371	388	452
15	858	355	314	340	393
16	1,302	517	458	487	557
17	1,107	464	420	428	478
18	772	329	291	315	337
19	634	245	193	206	239
20	1,038	437	363	381	431
21	952	409	341	355	422
22	864	331	296	321	365
23	656	277	231	257	289
24	625	270	230	241	285

25	775	309	280	301	324
26	600	262	232	239	269
27	602	245	214	235	257
28	602	278	238	241	279
29	911	393	358	362	395
30	959	421	364	368	426
31	351	136	131	127	155
32	954	365	310	342	394
33	643	265	221	234	273
34	861	362	327	339	369
35	620	275	241	242	273
AVCB01	4,539	2,259	2,092	2,186	2,326
AVCB02	5,249	2,635	2,376	2,528	2,644
	39,271	17,236	15,283	16,088	17,786

MEMPHIS

01	398	168	155	148	165
	398	168	155	148	165

MT. CLEMENS

01	687	266	338	226	285
02	828	323	363	321	343
03	735	286	308	272	313
04	701	231	243	197	238
05	672	203	276	159	184
06	735	261	309	239	260
08	616	239	260	231	253
09	877	320	347	331	354
AVCB01	1,924	970	1,061	921	1,017
	7,775	3,099	3,505	2,897	3,247

NEW BALTIMORE

01	751	293	259	285	297
02	592	259	223	230	248
03	1,266	488	441	474	503
04	980	404	362	365	408
05	994	385	335	370	386
AVCB01	1,530	740	683	706	736
	6,113	2,569	2,303	2,430	2,578

RAY TOWNSHIP

01	643	225	207	220	244
02	860	304	278	288	321
AVCB01	635	276	260	265	285
	2,138	805	745	773	850

RICHMOND TOWNSHIP

01	892	368	362	354	396
02	1,025	411	374	364	410
	1,917	779	736	718	806

RICHMOND CITY

01	1,167	460	412	411	435
02	989	360	331	346	390
AVCB01	749	388	389	375	407

	2,905	1,208	1,132	1,132	1,232
ROSEVILLE					
01	576	218	205	284	230
02	677	244	212	285	228
03	1,017	369	345	424	362
04	606	225	199	300	225
05	1,147	417	365	492	406
06	900	326	308	441	342
07	604	231	222	289	229
08	998	391	348	458	376
09	756	272	260	362	280
10	561	187	169	234	198
11	553	176	171	249	188
12	713	255	248	330	264
13	574	212	198	305	224
14	859	319	294	394	295
15	1,194	446	415	492	396
16	1,307	492	446	623	487
17	808	263	262	350	294
18	831	302	275	355	291
19	574	212	199	262	198
20	675	241	205	329	236
21	1,078	393	369	415	345
AVCB01	3,291	1,568	1,463	1,989	1,577
AVCB02	1,781	875	832	1,121	915
	22,080	8,634	8,010	10,783	8,586
SHELBY TOWNSHIP					
01	1,318	469	419	450	509
02	1,095	403	364	379	427
03	669	234	218	198	242
04	874	335	280	315	345
05	1,187	438	386	393	458
06	1,013	377	341	330	367
07	877	311	268	306	326
08	540	185	169	182	201
09	869	301	271	255	281
10	772	247	216	252	273
11	990	344	315	325	344
12	676	253	242	256	273
13	519	199	173	181	201
14	1,019	376	330	376	427
15	553	206	183	199	216
16	1,109	416	359	397	452
17	1,488	574	522	549	612
18	662	256	223	221	257
19	720	278	255	261	288
20	618	211	200	216	239
21	775	268	239	221	240
22					

	1,179	460	412	436	492
23	1,054	364	326	346	421
24	1,203	463	412	447	498
25	968	360	330	346	430
26	646	267	223	251	282
27	931	370	324	320	377
28	731	300	257	280	324
29	770	253	226	265	292
AVCB01	4,506	2,090	1,938	2,092	2,167
AVCB02	7,138	3,286	3,021	3,229	3,393
AVCB03	834	424	405	402	440
AVCB04	89	34	31	32	32
	38,392	15,352	13,878	14,708	16,126

ST. CLAIR SHORES

01	1,160	466	421	422	491
02	1,030	387	344	367	426
03	981	333	305	331	387
04	798	275	279	275	339
05	1,294	430	387	415	485
06	1,164	451	396	393	454
07	849	337	294	300	356
08	1,107	405	346	405	438
09	574	210	184	198	216
10	1,282	444	411	415	486
11	567	191	190	199	219
12	1,248	458	407	431	500
13	1,317	480	411	459	507
14	621	212	197	236	236
15	1,317	466	418	445	489
16	1,157	461	396	444	441
17	1,294	473	423	477	493
18	1,021	378	348	352	404
19	898	301	243	282	321
20	586	232	203	233	232
21	957	335	309	323	365
22	892	306	281	301	338
23	1,111	444	408	427	472
24	1,114	408	336	402	438
AVCB01	3,204	1,517	1,390	1,464	1,615
AVCB02	2,324	1,068	968	1,063	1,146
AVCB03	1,618	782	726	768	794
AVCB04	4,240	2,027	1,885	1,998	2,138
	35,725	14,277	12,906	13,825	15,226

STERLING HEIGHTS

01	852	337	312	374	331
02	970	369	306	408	353
03	1,035	380	338	431	386
04	1,431	531	504	630	560
05	943	351	314	398	357

06	1,116	409	352	486	441
08	523	194	160	215	194
09	932	408	355	460	390
10	904	341	306	385	381
11	994	361	310	369	396
12	695	271	237	290	332
13	329	126	107	137	152
14	251	101	96	121	131
15	918	374	351	385	346
16	744	278	255	283	257
17	737	275	256	288	289
18	899	330	309	336	371
19	808	316	256	309	309
20	1,028	407	376	431	462
21	701	303	267	293	320
22	587	240	206	245	253
23	614	250	221	261	280
24	688	285	245	267	331
25	1,020	379	342	388	398
26	912	342	315	354	359
27	1,021	406	355	422	419
28	916	314	286	363	366
29	721	265	230	289	284
30	934	337	298	348	395
31	985	380	308	384	422
32	1,221	451	394	471	509
33	941	364	310	383	406
34	1,063	409	370	437	466
35	671	259	224	276	270
36	557	208	178	202	209
37	760	306	265	315	317
38	1,029	380	346	403	407
39	903	368	320	357	381
40	1,124	443	421	485	510
41	1,381	518	457	516	547
42	419	159	143	135	161
43	1,110	412	366	432	460
44	667	196	189	216	242
45	791	275	229	285	310
46	1,079	400	371	416	388
47	520	218	196	230	225
48	703	277	237	289	314
49	805	298	268	313	326
50	1,293	535	449	501	539
51	799	270	243	279	284
52	1,043	401	378	376	401
AVCB01	1,576	825	739	889	843
AVCB02	419	210	198	244	228

AVCB03	134	69	64	84	83
AVCB04	158	77	69	91	82
AVCB05	277	144	128	151	148
AVCB06	4,166	2,099	1,873	2,199	2,183
AVCB07	2,804	1,458	1,249	1,546	1,411
AVCB08	3,420	1,761	1,551	1,773	1,785
AVCB09	4,018	2,037	1,853	2,063	2,089
	61,059	25,487	22,651	26,707	26,789

UTICA

01	342	139	125	142	143
02	720	259	236	284	296
03	747	286	255	265	289
AVCB01	597	280	262	291	296
	2,406	964	878	982	1,024

WARREN

01	537	185	179	120	138
02	563	205	171	182	174
03	489	191	152	134	179
04	806	302	259	232	282
06	375	135	118	132	136
08	531	197	183	168	179
10	777	296	258	235	243
11	412	163	124	126	130
12	527	201	162	178	186
13	659	251	200	218	219
15	389	149	130	110	121
16	423	150	135	115	132
17	441	163	155	129	143
18	457	163	150	148	179
20	435	142	120	136	145
21	386	136	109	100	109
22	325	122	105	118	101
23	426	174	140	137	146
24	667	228	180	203	208
26	434	157	131	118	137
27	229	66	66	68	78
28	301	119	95	114	122
29	1,006	412	394	350	371
32	471	155	145	147	157
33	411	154	142	142	137
34	687	243	221	236	210
36	669	225	181	214	228
37	487	174	145	152	157
38	453	166	143	134	150
39	416	178	156	165	171
40	432	171	140	131	148
41	444	162	117	143	121
42	694	250	230	246	248
43	132	44	35	44	41

45	478	170	145	162	177
46	685	267	226	251	247
47	276	97	83	96	101
48	644	262	237	248	264
49	404	154	137	158	157
50	716	258	226	266	291
52	614	223	202	167	197
53	744	254	222	268	251
55	449	151	122	157	159
56	496	201	189	213	198
58	841	316	280	320	285
60	547	164	149	223	181
61	649	230	202	237	196
62	528	179	149	209	178
63	532	173	150	228	187
64	562	204	156	240	201
66	464	178	158	207	187
67	598	208	196	243	220
68	600	232	185	191	200
69	571	200	184	202	199
70	740	261	224	234	251
71	456	151	142	166	162
72	428	161	136	146	135
72A	551	225	201	145	174
73	561	193	165	193	195
74	897	275	259	310	301
76	718	258	215	320	262
78	504	178	160	187	198
80	559	192	176	226	204
81	412	161	150	148	128
82	633	259	255	293	250
84	831	295	261	328	269
85	627	174	154	222	196
86	933	338	292	379	329
88	412	164	143	179	172
90	593	206	180	239	212
92	354	130	103	141	127
93	793	277	262	306	277
94	717	223	201	278	246
96	456	173	149	197	183
97	529	159	140	200	167
98	362	140	120	166	141
99	320	107	93	123	117
99A	490	199	168	209	192
100	438	157	146	181	145
101	506	182	144	183	182
102	469	155	141	189	164
103	543	190	166	223	215

105	676	220	185	243	224
106	571	181	162	242	196
108	775	278	242	333	288
109	706	251	225	306	270
110	688	256	218	316	259
AVCB01	2,161	1,154	1,010	1,106	1,078
AVCB02	745	379	340	379	371
AVCB03	283	155	145	154	160
AVCB04	1,386	704	618	728	674
AVCB05	3,002	1,475	1,320	1,568	1,435
AVCB06	1,351	705	610	678	680
AVCB07	3,223	1,607	1,414	1,731	1,610
AVCB08	2,171	1,088	984	1,183	1,125
AVCB09	825	409	383	410	432
	62,684	24,795	21,771	25,099	24,098
WASHINGTON TOWNSHIP					
01	689	242	213	224	258
02	1,023	412	365	377	415
03	936	356	334	332	362
04	1,048	379	338	346	389
05	971	381	363	368	421
06	785	324	295	328	358
07	993	330	302	316	381
08	813	333	305	301	351
09	1,258	427	366	411	457
AVCB01	4,894	2,294	2,185	2,254	2,429
	13,410	5,478	5,066	5,257	5,821
TOTALS					
	422,358	173,260	157,826	172,660	177,161

■ Yellow in the TOTALS column means precinct hasn't reported

These same results may also be obtained via:

- > Election Telephone Hotline: 586.469.5209
- > 24-Hour Fax (Within MI): 1.888.99.CLERK (request document number 6700)
- > 24-Hour Fax (Outside of MI): 1.310.575.5035 (request document number 6700)



Election Results

Probate Court Judge

One 6-year term

Incumbent Position

official results, updated November 19, 3:07 PM

[Race List](#) | [Race Summary](#) | [Race Details](#) | [Race Details \(Printer Friendly\)](#)

	POLL BOOK TOTALS	Debra Lux- Roland	Kathryn A. George
ARMADA TOWNSHIP			
01	1,259	340	421
02	842	175	269
AVCB01	852	238	314
	2,953	753	1,004
BRUCE TOWNSHIP			
01	738	152	285
02	1,208	289	386
03	754	133	299
04	796	186	284
AVCB01	1,525	396	584
	5,021	1,156	1,838
CENTER LINE			
01	733	220	276
02	492	134	202
03	940	322	352
04	479	125	197
05	486	107	187
AVCB01	890	267	379
	4,020	1,175	1,593
CHESTERFIELD CHARTER TOWNSHIP			

■ Yellow in the TOTALS column means precinct hasn't reported

These same results may also be obtained via:

- > Election Telephone Hotline: 586.469.5209
- > 24-Hour Fax (Within MI): 1.888.99.CLERK (request document number 6700)
- > 24-Hour Fax (Outside of MI): 1.310.575.5035 (request document number 6700)



Election Results

Probate Court Judge One 6-year term Incumbent Position

official results, updated November 19, 3:07 PM

[Race List](#) | [Race Summary](#) | [Race Details](#) | [Race Details \(Printer Friendly\)](#)

	POLL BOOK TOTALS	Debra Lux- Roland	Kathryn A. George
ARMADA TOWNSHIP			
01	1,259	340	421
02	842	175	269
AVCB01	852	238	314
	2,953	753	1,004
BRUCE TOWNSHIP			
01	738	152	285
02	1,208	289	386
03	754	133	299
04	796	186	284
AVCB01	1,525	396	584
	5,021	1,156	1,838
CENTER LINE			
01	733	220	276
02	492	134	202
03	940	322	352
04	479	125	197
05	486	107	187
AVCB01	890	267	379
	4,020	1,175	1,593
CHESTERFIELD CHARTER TOWNSHIP			
01	1,008	311	386
02	1,078	281	418
03	1,403	355	538
04	314	80	119
05	857	242	284
06	968	236	363
07	1,072	282	416
08	975	256	387
09	1,109	302	442
10	831	247	313
11	874	227	312
12	534	103	229
13	1,064	256	418
14	604	120	256
15			

	517	114	250
16	530	117	223
17	214	44	93
18	1,190	290	485
19	350	103	123
20	706	169	277
AVCB01	1,312	449	521
AVCB02	2,195	653	915
AVCB03	1,905	649	722
	21,610	5,886	8,490

CLINTON TOWNSHIP

01	647	153	255
02	361	103	115
03	929	218	408
04	632	146	264
05	886	158	356
06	849	200	340
07	449	121	203
08	741	224	298
09	554	149	219
10	632	209	233
11	707	164	317
12	490	137	167
13	864	197	381
14	370	104	144
15	748	189	313
16	697	171	262
17	1,026	267	386
18	757	220	251
19	474	155	192
20	842	181	302
21	394	102	166
22	946	220	393
23	978	384	306
24	568	172	220
25	808	236	339
26	897	253	331
27	612	152	243
28	596	127	247
29	964	232	413
30	775	192	285
31	1,053	209	411
32	507	130	193
33	1,223	314	486
34	794	200	295
35	908	251	327
36	1,007	284	368
37	1,018	220	383
38			

	702	225	248
39	588	131	240
40	922	200	347
41	829	163	343
42	1,139	259	471
43	270	78	97
44	973	277	371
45	809	212	318
46	579	134	223
AVCB01	4,394	1,352	1,874
AVCB02	2,028	668	795
AVCB03	3,806	1,215	1,590
AVCB04	840	262	351
AVCB05	764	188	319
AVCB06	768	246	330
AVCB07	1,316	501	481
AVCB08	1,649	542	684
	50,079	13,797	19,894

EASTPOINTE

01	1,007	232	419
02	761	182	352
03	1,032	231	521
04	1,085	287	508
05	985	238	463
06	748	179	338
07	1,111	291	490
08	912	241	414
09	880	219	394
10	754	193	325
11	805	201	388
12	933	247	410
13	811	217	348
14	1,179	309	495
AVCB01	2,869	755	1,347
AVCB02	466	125	214
	16,338	4,147	7,426

FRASER

01	737	206	286
02	989	291	348
03	1,149	339	392
04	979	272	345
05	339	102	124
06	1,062	297	340
07	578	142	228
AVCB01	1,335	509	444
AVCB02	830	304	305
	7,998	2,462	2,812

HARRISON CHARTER TOWNSHIP

01	961	236	405
----	-----	-----	-----

02	670	160	244
03	784	213	281
04	1,269	324	465
05	908	280	324
06	1,232	335	446
07	999	311	336
08	265	59	128
09	554	132	214
10	672	201	231
11	799	199	340
12	373	87	131
AVCB01	4,196	1,340	1,685
	13,682	3,877	5,230

LAKE TOWNSHIP

01	40	6	25
	40	6	25

LENOX TOWNSHIP

01	603	210	193
02	990	266	368
03	1,010	271	409
04	565	161	248
AVCB01	1,176	352	444
	4,344	1,260	1,662

MACOMB TOWNSHIP

01	839	181	340
02	897	241	341
03	925	208	432
04	1,104	350	402
05	828	207	342
06	792	241	279
07	864	223	341
08	877	245	318
09	835	151	366
10	843	205	348
11	1,154	271	461
12	786	192	313
13	987	234	399
14	1,066	271	388
15	858	193	372
16	1,302	344	450
17	1,107	261	472
18	772	192	351
19	634	139	259
20	1,038	254	370
21	952	205	398
22	864	225	291
23	656	163	270
24	625	189	238

25	775	173	313
26	600	153	227
27	602	130	258
28	602	162	220
29	911	196	402
30	959	234	357
31	351	69	153
32	954	229	338
33	643	139	275
34	861	235	334
35	620	149	264
AVCB01	4,539	1,552	1,721
AVCB02	5,249	1,627	2,146
	39,271	10,433	15,549

MEMPHIS

01	398	119	151
	398	119	151

MT. CLEMENS

01	687	210	304
02	828	290	280
03	735	239	313
04	701	224	234
05	672	149	294
06	735	226	297
08	616	194	243
09	877	324	302
AVCB01	1,924	656	813
	7,775	2,512	3,080

NEW BALTIMORE

01	751	192	274
02	592	152	240
03	1,266	318	462
04	980	220	424
05	994	239	396
AVCB01	1,530	448	636
	6,113	1,569	2,432

RAY TOWNSHIP

01	643	191	189
02	860	263	287
AVCB01	635	238	184
	2,138	692	660

RICHMOND TOWNSHIP

01	892	255	319
02	1,025	325	322
	1,917	580	641

RICHMOND CITY

01	1,167	405	385
02	989	331	309
AVCB01	749	289	270

	2,905	1,025	964
ROSEVILLE			
01	576	142	268
02	677	161	294
03	1,017	214	469
04	606	165	252
05	1,147	272	473
06	900	219	399
07	604	146	262
08	998	262	404
09	756	210	330
10	561	155	218
11	553	141	215
12	713	165	330
13	574	163	260
14	859	273	319
15	1,194	298	504
16	1,307	346	522
17	808	183	350
18	831	233	324
19	574	150	237
20	675	177	264
21	1,078	267	486
AVCB01	3,291	979	1,413
AVCB02	1,781	496	818
	22,080	5,817	9,411
SHELBY TOWNSHIP			
01	1,318	389	387
02	1,095	276	387
03	669	128	243
04	874	219	292
05	1,187	299	385
06	1,013	183	424
07	877	261	262
08	540	98	206
09	869	152	319
10	772	150	276
11	990	200	326
12	676	154	249
13	519	124	169
14	1,019	188	394
15	553	127	183
16	1,109	196	449
17	1,488	312	516
18	662	104	282
19	720	143	268
20	618	122	227
21	775	116	313
22			

	1,179	299	426
23	1,054	279	342
24	1,203	311	440
25	968	236	338
26	646	143	266
27	931	190	354
28	731	168	284
29	770	151	278
AVCB01	4,506	1,283	1,691
AVCB02	7,138	2,231	2,471
AVCB03	834	284	315
AVCB04	89	26	20
	38,392	9,542	13,782

ST. CLAIR SHORES

01	1,160	208	534
02	1,030	235	397
03	981	187	412
04	798	182	310
05	1,294	243	545
06	1,164	272	493
07	849	181	392
08	1,107	257	415
09	574	129	234
10	1,282	298	485
11	567	113	235
12	1,248	316	488
13	1,317	315	532
14	621	141	256
15	1,317	290	551
16	1,157	312	466
17	1,294	282	548
18	1,021	249	382
19	898	216	327
20	586	178	230
21	957	230	401
22	892	253	312
23	1,111	249	493
24	1,114	309	429
AVCB01	3,204	796	1,409
AVCB02	2,324	666	993
AVCB03	1,618	496	718
AVCB04	4,240	1,337	1,709
	35,725	8,940	14,696

STERLING HEIGHTS

01	852	179	412
02	970	191	428
03	1,035	319	366
04	1,431	504	493
05	943	223	406

06	1,116	317	441
08	523	111	212
09	932	187	483
10	904	268	374
11	994	271	360
12	695	174	291
13	329	74	138
14	251	75	114
15	918	177	448
16	744	139	371
17	737	113	410
18	899	199	384
19	808	125	381
20	1,028	252	468
21	701	141	347
22	587	130	249
23	614	122	286
24	688	172	308
25	1,020	184	442
26	912	201	365
27	1,021	198	463
28	916	213	372
29	721	181	310
30	934	232	379
31	985	304	361
32	1,221	406	399
33	941	295	355
34	1,063	275	425
35	671	146	302
36	557	137	228
37	760	155	321
38	1,029	243	429
39	903	226	425
40	1,124	370	398
41	1,381	391	512
42	419	106	183
43	1,110	309	469
44	667	127	245
45	791	185	311
46	1,079	238	469
47	520	110	245
48	703	175	291
49	805	174	349
50	1,293	315	503
51	799	140	324
52	1,043	242	409
AVCB01	1,576	478	726
AVCB02	419	122	210

AVCB03	134	44	62
AVCB04	158	69	54
AVCB05	277	77	124
AVCB06	4,166	1,358	1,744
AVCB07	2,804	794	1,296
AVCB08	3,420	1,039	1,499
AVCB09	4,018	1,076	1,830
	61,059	15,798	25,999

UTICA

01	342	85	149
02	720	160	284
03	747	195	278
AVCB01	597	143	261
	2,406	583	972

WARREN

01	537	102	243
02	563	91	246
03	489	121	222
04	806	169	345
06	375	87	154
08	531	110	225
10	777	151	341
11	412	81	179
12	527	132	211
13	659	117	295
15	389	120	156
16	423	108	163
17	441	119	187
18	457	114	213
20	435	96	190
21	386	79	153
22	325	81	152
23	426	110	169
24	667	152	279
26	434	97	178
27	229	59	85
28	301	61	142
29	1,006	237	450
32	471	97	177
33	411	81	184
34	687	132	320
36	669	141	275
37	487	100	183
38	453	110	178
39	416	109	175
40	432	96	165
41	444	118	140
42	694	183	250
43	132	27	50

45	478	120	180
46	685	149	295
47	276	73	98
48	644	131	322
49	404	81	184
50	716	150	323
52	614	132	250
53	744	134	326
55	449	102	184
56	496	120	216
58	841	209	360
60	547	113	216
61	649	192	224
62	528	117	187
63	532	157	203
64	562	130	235
66	464	100	194
67	598	161	233
68	600	128	229
69	571	115	261
70	740	187	281
71	456	111	183
72	428	88	188
72A	551	108	282
73	561	103	249
74	897	172	342
76	718	191	290
78	504	93	207
80	559	120	218
81	412	94	204
82	633	150	262
84	831	157	356
85	627	134	223
86	933	179	373
88	412	109	174
90	593	128	246
92	354	93	135
93	793	178	344
94	717	147	263
96	456	124	180
97	529	119	187
98	362	88	147
99	320	87	116
99A	490	123	211
100	438	119	149
101	506	92	228
102	469	111	178
103	543	90	242

105	676	161	230
106	571	149	213
108	775	225	276
109	706	163	292
110	688	187	261
AVCB01	2,161	604	999
AVCB02	745	197	347
AVCB03	283	78	142
AVCB04	1,386	370	643
AVCB05	3,002	822	1,349
AVCB06	1,351	410	582
AVCB07	3,223	945	1,475
AVCB08	2,171	718	923
AVCB09	825	223	387
	62,684	15,149	26,372
WASHINGTON TOWNSHIP			
01	689	142	221
02	1,023	264	360
03	936	218	330
04	1,048	246	379
05	971	192	354
06	785	227	272
07	993	157	368
08	813	197	279
09	1,258	248	443
AVCB01	4,894	1,555	1,717
	13,410	3,446	4,723
TOTALS			
	422,358	110,724	169,406

■ Yellow in the TOTALS column means precinct hasn't reported

These same results may also be obtained via:

- > Election Telephone Hotline: 586.469.5209
- > 24-Hour Fax (Within MI): 1.888.99.CLERK (request document number 6700)
- > 24-Hour Fax (Outside of MI): 1.310.575.5035 (request document number 6700)



Election Results

District Court Judge - District 37

One 6-year term

Incumbent Position

official results, updated November 19, 3:07 PM

[Race List](#) | [Race Summary](#) | [Race Details](#) | [Race Details \(Printer Friendly\)](#)

	POLL BOOK TOTALS	Jennifer M. Faunce
CENTER LINE		
01	733	434
02	492	287
03	940	564
04	479	292
05	486	240
AVCB01	890	554
	4,020	2,371
WARREN		
01	537	283
02	563	289
03	489	294
04	806	467
06	375	230
08	531	295
10	777	419
11	412	211
12	527	278
13	659	350
15	389	238
16	423	232

■ Yellow in the TOTALS column means precinct hasn't reported

These same results may also be obtained via:

- > Election Telephone Hotline: 586.469.5209
- > 24-Hour Fax (Within MI): 1.888.99.CLERK (request document number 6700)
- > 24-Hour Fax (Outside of MI): 1.310.575.5035 (request document number 6700)



Election Results

District Court Judge - District 37

One 6-year term

Incumbent Position

official results, updated November 19, 3:07 PM

[Race List](#) | [Race Summary](#) | [Race Details](#) | [Race Details \(Printer Friendly\)](#)

	POLL BOOK TOTALS	Jennifer M. Faunce
CENTER LINE		
01	733	434
02	492	287
03	940	564
04	479	292
05	486	240
AVCB01	890	554
	4,020	2,371
WARREN		
01	537	283
02	563	289
03	489	294
04	806	467
06	375	230
08	531	295
10	777	419
11	412	211
12	527	278
13	659	350
15	389	238
16	423	232
17	441	280
18	457	299
20	435	254
21	386	209
22	325	206
23	426	246
24	667	380
26	434	260
27	229	130
28	301	182
29	1,006	593
32	471	226
33	411	233
34	687	389

36	669	366
37	487	250
38	453	270
39	416	264
40	432	239
41	444	222
42	694	370
43	132	70
45	478	260
46	685	370
47	276	158
48	644	408
49	404	245
50	716	422
52	614	332
53	744	414
55	449	234
56	496	303
58	841	507
60	547	281
61	649	355
62	528	292
63	532	301
64	562	312
66	464	292
67	598	347
68	600	297
69	571	315
70	740	401
71	456	242
72	428	221
72A	551	330
73	561	288
74	897	434
76	718	410
78	504	284
80	559	315
81	412	261
82	633	369
84	831	456
85	627	303
86	933	496
88	412	242
90	593	348
92	354	209
93	793	466
94	717	387
96	456	274

97	529	293
98	362	240
99	320	178
99A	490	307
100	438	244
101	506	283
102	469	259
103	543	302
105	676	342
106	571	348
108	775	470
109	706	404
110	688	402
AVCB01	2,161	1,372
AVCB02	745	491
AVCB03	283	193
AVCB04	1,386	867
AVCB05	3,002	1,925
AVCB06	1,351	874
AVCB07	3,223	2,198
AVCB08	2,171	1,442
AVCB09	825	535
	62,684	36,674
TOTALS		
	66,704	39,045

■ Yellow in the TOTALS column means precinct hasn't reported

These same results may also be obtained via:

- > Election Telephone Hotline: 586.469.5209
- > 24-Hour Fax (Within MI): 1.888.99.CLERK (request document number 6700)
- > 24-Hour Fax (Outside of MI): 1.310.575.5035 (request document number 6700)



Election Results

District Court Judge - District 38

One 6-year term

Incumbent Position

official results, updated November 19, 3:07 PM

[Race List](#) | [Race Summary](#) | [Race Details](#) | [Race Details \(Printer Friendly\)](#)

	POLL BOOK TOTALS	Carl F. Gerds, III	Norene S. Redmond
EASTPOINTE			
01	1,007	454	364
02	761	379	294
03	1,032	499	407
04	1,085	497	440
05	985	476	414
06	748	392	261
07	1,111	477	433
08	912	419	361
09	880	438	313
10	754	382	259
11	805	403	298
12	933	395	406
13	811	352	339
14	1,179	508	484
AVCB01	2,869	1,247	1,292
AVCB02	466	209	213
	16,338	7,527	6,578
TOTALS			
	16,338	7,527	6,578

■ Yellow in the TOTALS column means precinct hasn't reported

These same results may also be obtained via:

- > Election Telephone Hotline: 586.469.5209
- > 24-Hour Fax (Within MI): 1.888.99.CLERK (request document number 6700)
- > 24-Hour Fax (Outside of MI): 1.310.575.5035 (request document number 6700)



Election Results

District Court Judge - District 38

One 6-year term

Incumbent Position

official results, updated November 19, 3:07 PM

[Race List](#) | [Race Summary](#) | [Race Details](#) | [Race Details \(Printer Friendly\)](#)

	POLL BOOK TOTALS	Carl F. Gerds, III	Norene S. Redmond
EASTPOINTE			
01	1,007	454	364
02	761	379	294
03	1,032	499	407
04	1,085	497	440
05	985	476	414
06	748	392	261
07	1,111	477	433
08	912	419	361
09	880	438	313
10	754	382	259
11	805	403	298
12	933	395	406
13	811	352	339
14	1,179	508	484
AVCB01	2,869	1,247	1,292
AVCB02	466	209	213
	16,338	7,527	6,578
TOTALS			
	16,338	7,527	6,578

■ Yellow in the TOTALS column means precinct hasn't reported

These same results may also be obtained via:

- > Election Telephone Hotline: 586.469.5209
- > 24-Hour Fax (Within MI): 1.888.99.CLERK (request document number 6700)
- > 24-Hour Fax (Outside of MI): 1.310.575.5035 (request document number 6700)



Election Results

District Court Judge - District 39

One 6-year term

Incumbent Position

official results, updated November 19, 3:07 PM

[Race List](#) | [Race Summary](#) | [Race Details](#) | [Race Details \(Printer Friendly\)](#)

	POLL BOOK TOTALS	Joseph F. Boedeker
FRASER		
01	737	392
02	989	489
03	1,149	561
04	979	486
05	339	186
06	1,062	491
07	578	307
AVCB01	1,335	767
AVCB02	830	492
	7,998	4,171
ROSEVILLE		
01	576	351
02	677	389
03	1,017	577
04	606	360
05	1,147	636
06	900	541
07	604	367
08	998	584
09	756	444

■ Yellow in the TOTALS column means precinct hasn't reported

These same results may also be obtained via:

- > Election Telephone Hotline: 586.469.5209
- > 24-Hour Fax (Within MI): 1.888.99.CLERK (request document number 6700)
- > 24-Hour Fax (Outside of MI): 1.310.575.5035 (request document number 6700)



Election Results

District Court Judge - District 39

One 6-year term

Incumbent Position

official results, updated November 19, 3:07 PM

[Race List](#) | [Race Summary](#) | [Race Details](#) | [Race Details \(Printer Friendly\)](#)

	POLL BOOK TOTALS	Joseph F. Boedeker
FRASER		
01	737	392
02	989	489
03	1,149	561
04	979	486
05	339	186
06	1,062	491
07	578	307
AVCB01	1,335	767
AVCB02	830	492
	7,998	4,171
ROSEVILLE		
01	576	351
02	677	389
03	1,017	577
04	606	360
05	1,147	636
06	900	541
07	604	367
08	998	584
09	756	444
10	561	309
11	553	291
12	713	425
13	574	350
14	859	489
15	1,194	663
16	1,307	753
17	808	445
18	831	451
19	574	312
20	675	367
21	1,078	642
AVCB01	3,291	2,063
AVCB02	1,781	1,133

	22,080	12,942
TOTALS		
	30,078	17,113

■ Yellow in the TOTALS column means precinct hasn't reported

These same results may also be obtained via:

- > Election Telephone Hotline: 586.469.5209
- > 24-Hour Fax (Within MI): 1.888.99.CLERK (request document number 6700)
- > 24-Hour Fax (Outside of MI): 1.310.575.5035 (request document number 6700)



Election Results

District Court Judge - District 40

One 6-year term

Incumbent Position

official results, updated November 19, 3:07 PM

[Race List](#) | [Race Summary](#) | [Race Details](#) | [Race Details \(Printer Friendly\)](#)

	POLL BOOK TOTALS	Joseph Craigen Oster
ST. CLAIR SHORES		
01	1,160	671
02	1,030	617
03	981	547
04	798	463
05	1,294	738
06	1,164	699
07	849	548
08	1,107	670
09	574	339
10	1,282	792
11	567	365
12	1,248	767
13	1,317	806
14	621	380
15	1,317	843
16	1,157	698
17	1,294	760
18	1,021	601
19	898	513
20	586	364

■ Yellow in the TOTALS column means precinct hasn't reported

These same results may also be obtained via:

- > Election Telephone Hotline: 586.469.5209
- > 24-Hour Fax (Within MI): 1.888.99.CLERK (request document number 6700)
- > 24-Hour Fax (Outside of MI): 1.310.575.5035 (request document number 6700)



Election Results

District Court Judge - District 40

One 6-year term

Incumbent Position

official results, updated November 19, 3:07 PM

[Race List](#) | [Race Summary](#) | [Race Details](#) | [Race Details \(Printer Friendly\)](#)

	POLL BOOK TOTALS	Joseph Craigen Oster
ST. CLAIR SHORES		
01	1,160	671
02	1,030	617
03	981	547
04	798	463
05	1,294	738
06	1,164	699
07	849	548
08	1,107	670
09	574	339
10	1,282	792
11	567	365
12	1,248	767
13	1,317	806
14	621	380
15	1,317	843
16	1,157	698
17	1,294	760
18	1,021	601
19	898	513
20	586	364
21	957	556
22	892	517
23	1,111	684
24	1,114	688
AVCB01	3,204	2,022
AVCB02	2,324	1,571
AVCB03	1,618	1,114
AVCB04	4,240	2,708
	35,725	22,041
TOTALS		
	35,725	22,041

■ Yellow in the TOTALS column means precinct hasn't reported

These same results may also be obtained via:

- > Election Telephone Hotline: 586.469.5209
- > 24-Hour Fax (Within MI): 1.888.99.CLERK (request document number 6700)
- > 24-Hour Fax (Outside of MI): 1.310.575.5035 (request document number 6700)



Election Results

District Court Judge - District 41A

One 6-year term

Incumbent Position

official results, updated November 19, 3:07 PM

[Race List](#) | [Race Summary](#) | [Race Details](#) | [Race Details \(Printer Friendly\)](#)

	POLL BOOK TOTALS	Michael S. Maceroni
MACOMB TOWNSHIP		
01	839	451
02	897	510
03	925	531
04	1,104	633
05	828	460
06	792	466
07	864	482
08	877	485
09	835	474
10	843	493
11	1,154	630
12	786	435
13	987	543
14	1,066	571
15	858	490
16	1,302	685
17	1,107	620
18	772	459
19	634	350
20	1,038	546

■ Yellow in the TOTALS column means precinct hasn't reported

These same results may also be obtained via:

- > Election Telephone Hotline: 586.469.5209
- > 24-Hour Fax (Within MI): 1.888.99.CLERK (request document number 6700)
- > 24-Hour Fax (Outside of MI): 1.310.575.5035 (request document number 6700)



Election Results

District Court Judge - District 41A

One 6-year term

Incumbent Position

official results, updated November 19, 3:07 PM

[Race List](#) | [Race Summary](#) | [Race Details](#) | [Race Details \(Printer Friendly\)](#)

POLL BOOK TOTALS	Michael S. Maceroni
------------------	---------------------

MACOMB TOWNSHIP		
01	839	451
02	897	510
03	925	531
04	1,104	633
05	828	460
06	792	466
07	864	482
08	877	485
09	835	474
10	843	493
11	1,154	630
12	786	435
13	987	543
14	1,066	571
15	858	490
16	1,302	685
17	1,107	620
18	772	459
19	634	350
20	1,038	546
21	952	532
22	864	443
23	656	361
24	625	367
25	775	429
26	600	324
27	602	340
28	602	344
29	911	513
30	959	528
31	351	193
32	954	502
33	643	361
34	861	488

35	620	363
AVCB01	4,539	2,621
AVCB02	5,249	3,022
	39,271	22,045

SHELBY TOWNSHIP

01	1,318	617
02	1,095	502
03	669	300
04	874	413
05	1,187	560
06	1,013	509
07	877	397
08	540	243
09	869	380
10	772	353
11	990	428
12	676	308
13	519	242
14	1,019	496
15	553	255
16	1,109	532
17	1,488	734
18	662	318
19	720	338
20	618	294
21	775	363
22	1,179	580
23	1,054	498
24	1,203	589
25	968	482
26	646	335
27	931	479
28	731	357
29	770	351
AVCB01	4,506	2,378
AVCB02	7,138	3,696
AVCB03	834	477
AVCB04	89	34
	38,392	18,838

STERLING HEIGHTS

01	852	490
02	970	512
03	1,035	550
04	1,431	771
05	943	518
06	1,116	610
08	523	270
09	932	575
10	904	520

11	994	511
12	695	401
13	329	194
14	251	160
15	918	515
16	744	406
17	737	397
18	899	496
19	808	428
20	1,028	598
21	701	421
22	587	329
23	614	355
24	688	412
25	1,020	526
26	912	477
27	1,021	559
28	916	509
29	721	398
30	934	498
31	985	528
32	1,221	655
33	941	544
34	1,063	613
35	671	389
36	557	318
37	760	401
38	1,029	534
39	903	563
40	1,124	643
41	1,381	753
42	419	250
43	1,110	610
44	667	331
45	791	413
46	1,079	607
47	520	297
48	703	387
49	805	432
50	1,293	681
51	799	382
52	1,043	548
AVCB01	1,576	978
AVCB02	419	260
AVCB03	134	84
AVCB04	158	95
AVCB05	277	170
AVCB06	4,166	2,538

AVCB07	2,804	1,695
AVCB08	3,420	2,076
AVCB09	4,018	2,394
	61,059	34,575
UTICA		
01	342	205
02	720	370
03	747	410
AVCB01	597	342
	2,406	1,327
TOTALS		
	141,128	76,785

■ Yellow in the TOTALS column means precinct hasn't reported

These same results may also be obtained via:

- > Election Telephone Hotline: 586.469.5209
- > 24-Hour Fax (Within MI): 1.888.99.CLERK (request document number 6700)
- > 24-Hour Fax (Outside of MI): 1.310.575.5035 (request document number 6700)



Election Results

District Court Judge - District 41B

One 6-year term

Incumbent Position

official results, updated November 19, 3:07 PM

[Race List](#) | [Race Summary](#) | [Race Details](#) | [Race Details \(Printer Friendly\)](#)

	POLL BOOK TOTALS	Linda Davis
CLINTON TOWNSHIP		
01	647	324
02	361	161
03	929	539
04	632	336
05	886	427
06	849	436
07	449	274
08	741	411
09	554	296
10	632	315
11	707	415
12	490	245
13	864	492
14	370	197
15	748	392
16	697	355
17	1,026	550
18	757	396
19	474	253
20	842	366

■ Yellow in the TOTALS column means precinct hasn't reported

These same results may also be obtained via:

- > Election Telephone Hotline: 586.469.5209
- > 24-Hour Fax (Within MI): 1.888.99.CLERK (request document number 6700)
- > 24-Hour Fax (Outside of MI): 1.310.575.5035 (request document number 6700)



Election Results

District Court Judge - District 41B

One 6-year term

Incumbent Position

official results, updated November 19, 3:07 PM

[Race List](#) | [Race Summary](#) | [Race Details](#) | [Race Details \(Printer Friendly\)](#)

POLL BOOK TOTALS	Linda Davis
---------------------	-------------

CLINTON TOWNSHIP		
01	647	324
02	361	161
03	929	539
04	632	336
05	886	427
06	849	436
07	449	274
08	741	411
09	554	296
10	632	315
11	707	415
12	490	245
13	864	492
14	370	197
15	748	392
16	697	355
17	1,026	550
18	757	396
19	474	253
20	842	366
21	394	218
22	946	505
23	978	505
24	568	316
25	808	472
26	897	466
27	612	306
28	596	317
29	964	495
30	775	401
31	1,053	492
32	507	261
33	1,223	630
34	794	416

35	908	448
36	1,007	508
37	1,018	483
38	702	352
39	588	301
40	922	443
41	829	418
42	1,139	614
43	270	135
44	973	516
45	809	415
46	579	294
AVCB01	4,394	2,490
AVCB02	2,028	1,110
AVCB03	3,806	2,126
AVCB04	840	494
AVCB05	764	421
AVCB06	768	484
AVCB07	1,316	738
AVCB08	1,649	986
	50,079	26,756

HARRISON CHARTER TOWNSHIP

01	961	532
02	670	338
03	784	386
04	1,269	644
05	908	470
06	1,232	634
07	999	502
08	265	164
09	554	271
10	672	351
11	799	434
12	373	183
AVCB01	4,196	2,277
	13,682	7,186

MT. CLEMENS

01	687	465
02	828	458
03	735	443
04	701	355
05	672	406
06	735	445
08	616	380
09	877	488
AVCB01	1,924	1,241
	7,775	4,681

TOTALS

--	--	--

	71,536	38,623
--	--------	--------

■ Yellow in the TOTALS column means precinct hasn't reported

These same results may also be obtained via:

- > Election Telephone Hotline: 586.469.5209
- > 24-Hour Fax (Within MI): 1.888.99.CLERK (request document number 6700)
- > 24-Hour Fax (Outside of MI): 1.310.575.5035 (request document number 6700)



Election Results

District Court Judge - District 41B

Partial term ending 1/1/2011

Incumbent Position

official results, updated November 19, 3:07 PM

[Race List](#) | [Race Summary](#) | [Race Details](#) | [Race Details \(Printer Friendly\)](#)

	POLL BOOK TOTALS	Joseph P. Ciaramitaro	Sheila Miller
CLINTON TOWNSHIP			
01	647	232	183
02	361	97	124
03	929	265	378
04	632	157	267
05	886	89	512
06	849	206	368
07	449	163	166
08	741	255	287
09	554	177	214
10	632	274	182
11	707	255	260
12	490	136	185
13	864	277	322
14	370	119	145
15	748	243	281
16	697	213	234
17	1,026	277	399
18	757	214	269
19	474	285	100
20	842	183	314

■ Yellow in the TOTALS column means precinct hasn't reported

These same results may also be obtained via:

- > Election Telephone Hotline: 586.469.5209
- > 24-Hour Fax (Within MI): 1.888.99.CLERK (request document number 6700)
- > 24-Hour Fax (Outside of MI): 1.310.575.5035 (request document number 6700)



Election Results

District Court Judge - District 41B

Partial term ending 1/1/2011

Incumbent Position

official results, updated November 19, 3:07 PM

[Race List](#) | [Race Summary](#) | [Race Details](#) | [Race Details \(Printer Friendly\)](#)

	POLL BOOK TOTALS	Joseph P. Ciaramitaro	Sheila Miller
CLINTON TOWNSHIP			
01	647	232	183
02	361	97	124
03	929	265	378
04	632	157	267
05	886	89	512
06	849	206	368
07	449	163	166
08	741	255	287
09	554	177	214
10	632	274	182
11	707	255	260
12	490	136	185
13	864	277	322
14	370	119	145
15	748	243	281
16	697	213	234
17	1,026	277	399
18	757	214	269
19	474	285	100
20	842	183	314
21	394	136	146
22	946	223	416
23	978	390	283
24	568	176	232
25	808	338	277
26	897	393	254
27	612	235	174
28	596	110	304
29	964	365	313
30	775	229	287
31	1,053	309	346
32	507	155	181
33	1,223	379	460
34	794	163	355

35	908	354	264
36	1,007	341	385
37	1,018	325	305
38	702	287	223
39	588	229	176
40	922	289	287
41	829	289	258
42	1,139	322	446
43	270	131	67
44	973	350	331
45	809	297	258
46	579	162	226
AVCB01	4,394	1,819	1,538
AVCB02	2,028	663	838
AVCB03	3,806	1,566	1,379
AVCB04	840	259	383
AVCB05	764	176	378
AVCB06	768	318	270
AVCB07	1,316	558	462
AVCB08	1,649	692	594
	50,079	17,145	18,286

HARRISON CHARTER TOWNSHIP

01	961	301	365
02	670	207	230
03	784	265	243
04	1,269	378	453
05	908	341	273
06	1,232	365	449
07	999	361	300
08	265	65	128
09	554	192	179
10	672	226	221
11	799	229	317
12	373	131	110
AVCB01	4,196	1,577	1,510
	13,682	4,638	4,778

MT. CLEMENS

01	687	85	485
02	828	216	376
03	735	243	315
04	701	179	301
05	672	76	425
06	735	164	386
08	616	192	255
09	877	273	369
AVCB01	1,924	554	1,001
	7,775	1,982	3,913

TOTALS

--	--	--	--

	71,536	23,765	26,977
--	--------	--------	--------

■ Yellow in the TOTALS column means precinct hasn't reported

These same results may also be obtained via:

- > Election Telephone Hotline: 586.469.5209
- > 24-Hour Fax (Within MI): 1.888.99.CLERK (request document number 6700)
- > 24-Hour Fax (Outside of MI): 1.310.575.5035 (request document number 6700)



Election Results

District Court Judge - District 42 - Division I

One 6-year term

Incumbent Position

official results, updated November 19, 3:07 PM

[Race List](#) | [Race Summary](#) | [Race Details](#) | [Race Details \(Printer Friendly\)](#)

	POLL BOOK TOTALS	Denis LeDuc
ARMADA TOWNSHIP		
01	1,259	734
02	842	421
AVCB01	852	533
	2,953	1,688
BRUCE TOWNSHIP		
01	738	462
02	1,208	694
03	754	456
04	796	469
AVCB01	1,525	997
	5,021	3,078
MEMPHIS		
01	398	225
	398	225
RAY TOWNSHIP		
01	643	341
02	860	480
AVCB01	635	361
	2,138	1,182
RICHMOND TOWNSHIP		

■ Yellow in the TOTALS column means precinct hasn't reported

These same results may also be obtained via:

- > Election Telephone Hotline: 586.469.5209
- > 24-Hour Fax (Within MI): 1.888.99.CLERK (request document number 6700)
- > 24-Hour Fax (Outside of MI): 1.310.575.5035 (request document number 6700)



Election Results

District Court Judge - District 42 - Division I

One 6-year term

Incumbent Position

official results, updated November 19, 3:07 PM

[Race List](#) | [Race Summary](#) | [Race Details](#) | [Race Details \(Printer Friendly\)](#)

	POLL BOOK TOTALS	Denis LeDuc
ARMADA TOWNSHIP		
01	1,259	734
02	842	421
AVCB01	852	533
	2,953	1,688
BRUCE TOWNSHIP		
01	738	462
02	1,208	694
03	754	456
04	796	469
AVCB01	1,525	997
	5,021	3,078
MEMPHIS		
01	398	225
	398	225
RAY TOWNSHIP		
01	643	341
02	860	480
AVCB01	635	361
	2,138	1,182
RICHMOND TOWNSHIP		
01	892	500
02	1,025	570
	1,917	1,070
RICHMOND CITY		
01	1,167	680
02	989	557
AVCB01	749	487
	2,905	1,724
WASHINGTON TOWNSHIP		
01	689	392
02	1,023	575
03	936	506
04	1,048	560
05	971	573
06	785	448

07	993	454
08	813	467
09	1,258	603
AVCB01	4,894	3,032
	13,410	7,610
TOTALS		
	28,742	16,577

■ Yellow in the TOTALS column means precinct hasn't reported

These same results may also be obtained via:

- > Election Telephone Hotline: 586.469.5209
- > 24-Hour Fax (Within MI): 1.888.99.CLERK (request document number 6700)
- > 24-Hour Fax (Outside of MI): 1.310.575.5035 (request document number 6700)



Election Results

Armada Village President One 2-year term

official results, updated November 19, 3:07 PM

[Race List](#) | [Race Summary](#) | [Race Details](#) | [Race Details \(Printer Friendly\)](#)

	POLL BOOK TOTALS	Kathleen Stork	Lyle Carl Ballard
ARMADA TOWNSHIP			
01	1,259	284	246
AVCB01	852	95	117
	2,111	379	363
TOTALS			
	2,111	379	363

■ Yellow in the TOTALS column means precinct hasn't reported

These same results may also be obtained via:

- > Election Telephone Hotline: 586.469.5209
- > 24-Hour Fax (Within MI): 1.888.99.CLERK (request document number 6700)
- > 24-Hour Fax (Outside of MI): 1.310.575.5035 (request document number 6700)



Election Results

Armada Village President One 2-year term

official results, updated November 19, 3:07 PM

[Race List](#) | [Race Summary](#) | [Race Details](#) | [Race Details \(Printer Friendly\)](#)

	POLL BOOK TOTALS	Kathleen Stork	Lyle Carl Ballard
ARMADA TOWNSHIP			
01	1,259	284	246
AVCB01	852	95	117
	2,111	379	363
TOTALS			
	2,111	379	363

■ Yellow in the TOTALS column means precinct hasn't reported

These same results may also be obtained via:

- > Election Telephone Hotline: 586.469.5209
- > 24-Hour Fax (Within MI): 1.888.99.CLERK (request document number 6700)
- > 24-Hour Fax (Outside of MI): 1.310.575.5035 (request document number 6700)



Election Results

Armada Village Clerk One 2-year term

official results, updated November 19, 3:07 PM

[Race List](#) | [Race Summary](#) | [Race Details](#) | [Race Details \(Printer Friendly\)](#)

	POLL BOOK TOTALS	Brandon Saelens	Michelle Poulos
ARMADA TOWNSHIP			
01	1,259	209	286
AVCB01	852	60	144
	2,111	269	430
TOTALS			
	2,111	269	430

■ Yellow in the TOTALS column means precinct hasn't reported

These same results may also be obtained via:

- > Election Telephone Hotline: 586.469.5209
- > 24-Hour Fax (Within MI): 1.888.99.CLERK (request document number 6700)
- > 24-Hour Fax (Outside of MI): 1.310.575.5035 (request document number 6700)



Election Results

Armada Village Clerk One 2-year term

official results, updated November 19, 3:07 PM

[Race List](#) | [Race Summary](#) | [Race Details](#) | [Race Details \(Printer Friendly\)](#)

	POLL BOOK TOTALS	Brandon Saelens	Michelle Poulos
ARMADA TOWNSHIP			
01	1,259	209	286
AVCB01	852	60	144
	2,111	269	430
TOTALS			
	2,111	269	430

■ Yellow in the TOTALS column means precinct hasn't reported

These same results may also be obtained via:

- > Election Telephone Hotline: 586.469.5209
- > 24-Hour Fax (Within MI): 1.888.99.CLERK (request document number 6700)
- > 24-Hour Fax (Outside of MI): 1.310.575.5035 (request document number 6700)



Election Results

Armada Village Treasurer One 2-year term

official results, updated November 19, 3:07 PM

[Race List](#) | [Race Summary](#) | [Race Details](#) | [Race Details \(Printer Friendly\)](#)

	POLL BOOK TOTALS	Jo E. Adair
ARMADA TOWNSHIP		
01	1,259	381
AVCB01	852	166
	2,111	547
TOTALS		
	2,111	547

■ Yellow in the TOTALS column means precinct hasn't reported

These same results may also be obtained via:

- > Election Telephone Hotline: 586.469.5209
- > 24-Hour Fax (Within MI): 1.888.99.CLERK (request document number 6700)
- > 24-Hour Fax (Outside of MI): 1.310.575.5035 (request document number 6700)



Armada Village Treasurer One 2-year term

official results, updated November 19, 3:07 PM

[Race List](#) | [Race Summary](#) | [Race Details](#) | [Race Details \(Printer Friendly\)](#)

	POLL BOOK TOTALS	Jo E. Adair
ARMADA TOWNSHIP		
01	1,259	381
AVCB01	852	166
	2,111	547
TOTALS		
	2,111	547

■ Yellow in the TOTALS column means precinct hasn't reported

These same results may also be obtained via:

- > Election Telephone Hotline: 586.469.5209
- > 24-Hour Fax (Within MI): 1.888.99.CLERK (request document number 6700)
- > 24-Hour Fax (Outside of MI): 1.310.575.5035 (request document number 6700)



Election Results

Armada Village Trustee Three 4-year terms

official results, updated November 19, 3:07 PM

[Race List](#) | [Race Summary](#) | [Race Details](#) | [Race Details \(Printer Friendly\)](#)

POLL BOOK TOTALS	Brandon Guse	Daniel J. Sutherland	Michael A. Stirrett	Richard Thomas Goike II	Sherri Cooper	Stephen G. Clark
ARMADA TOWNSHIP						
01	1,259	163	167	232	154	191
AVCB01	852	64	73	83	61	101
	2,111	227	240	315	215	292
TOTALS						
	2,111	227	240	315	215	292

■ Yellow in the TOTALS column means precinct hasn't reported

These same results may also be obtained via:

- > Election Telephone Hotline: 586.469.5209
- > 24-Hour Fax (Within MI): 1.888.99.CLERK (request document number 6700)
- > 24-Hour Fax (Outside of MI): 1.310.575.5035 (request document number 6700)



Election Results

Armada Village Trustee Three 4-year terms

official results, updated November 19, 3:07 PM

[Race List](#) | [Race Summary](#) | [Race Details](#) | [Race Details \(Printer Friendly\)](#)

POLL BOOK TOTALS	Brandon Guse	Daniel J. Sutherland	Michael A. Stirrett	Richard Thomas Goike II	Sherri Cooper	Stephen G. Clark
ARMADA TOWNSHIP						
01	1,259	163	167	232	154	191
AVCB01	852	64	73	83	61	101
	2,111	227	240	315	215	292
TOTALS						
	2,111	227	240	315	215	292

■ Yellow in the TOTALS column means precinct hasn't reported

These same results may also be obtained via:

- > Election Telephone Hotline: 586.469.5209
- > 24-Hour Fax (Within MI): 1.888.99.CLERK (request document number 6700)
- > 24-Hour Fax (Outside of MI): 1.310.575.5035 (request document number 6700)



Election Results

New Haven Village President One 2-year term

official results, updated November 19, 3:07 PM

[Race List](#) | [Race Summary](#) | [Race Details](#) | [Race Details \(Printer Friendly\)](#)

	POLL BOOK TOTALS	Jammie Kincaid	Jeno Cram	Robert J. Pannell
LENOX TOWNSHIP				
03	1,010	417	237	269
04	565	148	100	253
AVCB01	1,176	212	53	115
	2,751	777	390	637
TOTALS				
	2,751	777	390	637

■ Yellow in the TOTALS column means precinct hasn't reported

These same results may also be obtained via:

- > Election Telephone Hotline: 586.469.5209
- > 24-Hour Fax (Within MI): 1.888.99.CLERK (request document number 6700)
- > 24-Hour Fax (Outside of MI): 1.310.575.5035 (request document number 6700)



Election Results

New Haven Village President One 2-year term

official results, updated November 19, 3:07 PM

[Race List](#) | [Race Summary](#) | [Race Details](#) | [Race Details \(Printer Friendly\)](#)

	POLL BOOK TOTALS	Jammie Kincaid	Jeno Cram	Robert J. Pannell
LENOX TOWNSHIP				
03	1,010	417	237	269
04	565	148	100	253
AVCB01	1,176	212	53	115
	2,751	777	390	637
TOTALS				
	2,751	777	390	637

■ Yellow in the TOTALS column means precinct hasn't reported

These same results may also be obtained via:

- > Election Telephone Hotline: 586.469.5209
- > 24-Hour Fax (Within MI): 1.888.99.CLERK (request document number 6700)
- > 24-Hour Fax (Outside of MI): 1.310.575.5035 (request document number 6700)



Election Results

New Haven Village Clerk One 2-year term

official results, updated November 19, 3:07 PM

[Race List](#) | [Race Summary](#) | [Race Details](#) | [Race Details \(Printer Friendly\)](#)

	POLL BOOK TOTALS	Greta Jackson	Ruth A. Sims
LENOX TOWNSHIP			
03	1,010	523	312
04	565	309	159
AVCB01	1,176	207	131
	2,751	1,039	602
TOTALS			
	2,751	1,039	602

■ Yellow in the TOTALS column means precinct hasn't reported

These same results may also be obtained via:

- > Election Telephone Hotline: 586.469.5209
- > 24-Hour Fax (Within MI): 1.888.99.CLERK (request document number 6700)
- > 24-Hour Fax (Outside of MI): 1.310.575.5035 (request document number 6700)



Election Results

New Haven Village Clerk One 2-year term

official results, updated November 19, 3:07 PM

[Race List](#) | [Race Summary](#) | [Race Details](#) | [Race Details \(Printer Friendly\)](#)

	POLL BOOK TOTALS	Greta Jackson	Ruth A. Sims
LENOX TOWNSHIP			
03	1,010	523	312
04	565	309	159
AVCB01	1,176	207	131
	2,751	1,039	602
TOTALS			
	2,751	1,039	602

■ Yellow in the TOTALS column means precinct hasn't reported

These same results may also be obtained via:

- > Election Telephone Hotline: 586.469.5209
- > 24-Hour Fax (Within MI): 1.888.99.CLERK (request document number 6700)
- > 24-Hour Fax (Outside of MI): 1.310.575.5035 (request document number 6700)



Election Results

New Haven Village Treasurer One 2-year term

official results, updated November 19, 3:07 PM

[Race List](#) | [Race Summary](#) | [Race Details](#) | [Race Details \(Printer Friendly\)](#)

	POLL BOOK TOTALS	Meribeth Fordyce	Mitzi R. Walker
LENOX TOWNSHIP			
03	1,010	403	374
04	565	166	250
AVCB01	1,176	180	158
	2,751	749	782
TOTALS			
	2,751	749	782

■ Yellow in the TOTALS column means precinct hasn't reported

These same results may also be obtained via:

- > Election Telephone Hotline: 586.469.5209
- > 24-Hour Fax (Within MI): 1.888.99.CLERK (request document number 6700)
- > 24-Hour Fax (Outside of MI): 1.310.575.5035 (request document number 6700)



Election Results

New Haven Village Treasurer One 2-year term

official results, updated November 19, 3:07 PM

[Race List](#) | [Race Summary](#) | [Race Details](#) | [Race Details \(Printer Friendly\)](#)

	POLL BOOK TOTALS	Meribeth Fordyce	Mitzi R. Walker
LENOX TOWNSHIP			
03	1,010	403	374
04	565	166	250
AVCB01	1,176	180	158
	2,751	749	782
TOTALS			
	2,751	749	782

■ Yellow in the TOTALS column means precinct hasn't reported

These same results may also be obtained via:

- > Election Telephone Hotline: 586.469.5209
- > 24-Hour Fax (Within MI): 1.888.99.CLERK (request document number 6700)
- > 24-Hour Fax (Outside of MI): 1.310.575.5035 (request document number 6700)



Election Results

New Haven Village Trustee Three 4-year terms

official results, updated November 19, 3:07 PM

[Race List](#) | [Race Summary](#) | [Race Details](#) | [Race Details \(Printer Friendly\)](#)

POLL BOOK TOTALS	Debra Hill	Gloria Jones	John Jambriska	Loretta J. Jones	Michaela Martin	Phil Hea	Ronald M. Longo	Vernon Carraway	William Goward	
LENOX TOWNSHIP										
03	1,010	417	325	203	217	158	349	84	100	227
04	565	257	99	73	64	97	289	48	36	215
AVCB01	1,176	159	172	108	153	46	123	41	30	88
	2,751	833	596	384	434	301	761	173	166	530
TOTALS										
	2,751	833	596	384	434	301	761	173	166	530

■ Yellow in the TOTALS column means precinct hasn't reported

These same results may also be obtained via:

- > Election Telephone Hotline: 586.469.5209
- > 24-Hour Fax (Within MI): 1.888.99.CLERK (request document number 6700)
- > 24-Hour Fax (Outside of MI): 1.310.575.5035 (request document number 6700)



Election Results

New Haven Village Trustee Three 4-year terms

official results, updated November 19, 3:07 PM

[Race List](#) | [Race Summary](#) | [Race Details](#) | [Race Details \(Printer Friendly\)](#)

POLL BOOK TOTALS	Debra Hill	Gloria Jones	John Jambriska	Loretta J. Jones	Michaela Martin	Phil Hea	Ronald M. Longo	Vernon Carraway	William Goward	
LENOX TOWNSHIP										
03	1,010	417	325	203	217	158	349	84	100	227
04	565	257	99	73	64	97	289	48	36	215
AVCB01	1,176	159	172	108	153	46	123	41	30	88
	2,751	833	596	384	434	301	761	173	166	530
TOTALS										
	2,751	833	596	384	434	301	761	173	166	530

■ Yellow in the TOTALS column means precinct hasn't reported

These same results may also be obtained via:

- > Election Telephone Hotline: 586.469.5209
- > 24-Hour Fax (Within MI): 1.888.99.CLERK (request document number 6700)
- > 24-Hour Fax (Outside of MI): 1.310.575.5035 (request document number 6700)



Election Results

New Haven Village Trustee Two partial terms ending 11/20/2010

official results, updated November 19, 3:07 PM

[Race List](#) | [Race Summary](#) | [Race Details](#) | [Race Details \(Printer Friendly\)](#)

POLL BOOK TOTALS	Bill Musilli	Dolphus W. Harless, Sr.	Genevieve Rodzik	Greg J. Crachiolo	Kenneth Roberts	Mark Wiles	Meshell E. Andrews	Michael Jennings	Stephen E. Opirari	
LENOX TOWNSHIP										
03	1,010	92	120	282	252	251	66	185	154	29
04	565	36	46	263	117	179	24	40	74	26
AVCB01	1,176	32	62	99	78	129	24	97	69	17
	2,751	160	228	644	447	559	114	322	297	72
TOTALS										
	2,751	160	228	644	447	559	114	322	297	72

■ Yellow in the TOTALS column means precinct hasn't reported

These same results may also be obtained via:

- > Election Telephone Hotline: 586.469.5209
- > 24-Hour Fax (Within MI): 1.888.99.CLERK (request document number 6700)
- > 24-Hour Fax (Outside of MI): 1.310.575.5035 (request document number 6700)



Election Results

New Haven Village Trustee Two partial terms ending 11/20/2010

official results, updated November 19, 3:07 PM

[Race List](#) | [Race Summary](#) | [Race Details](#) | [Race Details \(Printer Friendly\)](#)

POLL BOOK TOTALS	Bill Musilli	Dolphus W. Harless, Sr.	Genevieve Rodzik	Greg J. Crachiolo	Kenneth Roberts	Mark Wiles	Meshell E. Andrews	Michael Jennings	Stephen E. Opirari	
LENOX TOWNSHIP										
03	1,010	92	120	282	252	251	66	185	154	29
04	565	36	46	263	117	179	24	40	74	26
AVCB01	1,176	32	62	99	78	129	24	97	69	17
	2,751	160	228	644	447	559	114	322	297	72
TOTALS										
	2,751	160	228	644	447	559	114	322	297	72

■ Yellow in the TOTALS column means precinct hasn't reported

These same results may also be obtained via:

- > Election Telephone Hotline: 586.469.5209
- > 24-Hour Fax (Within MI): 1.888.99.CLERK (request document number 6700)
- > 24-Hour Fax (Outside of MI): 1.310.575.5035 (request document number 6700)



Election Results

Romeo Village Trustee Three 4-year terms

official results, updated November 19, 3:07 PM

[Race List](#) | [Race Summary](#) | [Race Details](#) | [Race Details \(Printer Friendly\)](#)

	POLL BOOK TOTALS	Brandon Rice	Jeremy Jarrett	Margaret Feldhus	Ronald Rossell	Russell J. Rinke
BRUCE TOWNSHIP						
01	738	238	201	227	190	309
AVCB01	1,525	75	91	99	117	132
	2,263	313	292	326	307	441
WASHINGTON TOWNSHIP						
01	689	203	144	178	183	249
AVCB01	4,894	74	63	98	120	128
	5,583	277	207	276	303	377
TOTALS						
	7,846	590	499	602	610	818

■ Yellow in the TOTALS column means precinct hasn't reported

These same results may also be obtained via:

- > Election Telephone Hotline: 586.469.5209
- > 24-Hour Fax (Within MI): 1.888.99.CLERK (request document number 6700)
- > 24-Hour Fax (Outside of MI): 1.310.575.5035 (request document number 6700)



Election Results

Romeo Village Trustee Three 4-year terms

official results, updated November 19, 3:07 PM

[Race List](#) | [Race Summary](#) | [Race Details](#) | [Race Details \(Printer Friendly\)](#)

POLL BOOK TOTALS	Brandon Rice	Jeremy Jarrett	Margaret Feldhus	Ronald Rossell	Russell J. Rinke
BRUCE TOWNSHIP					
01	738	238	201	227	309
AVCB01	1,525	75	91	99	132
	2,263	313	292	326	441
WASHINGTON TOWNSHIP					
01	689	203	144	178	249
AVCB01	4,894	74	63	98	128
	5,583	277	207	276	377
TOTALS					
	7,846	590	499	602	818

■ Yellow in the TOTALS column means precinct hasn't reported

These same results may also be obtained via:

- > Election Telephone Hotline: 586.469.5209
- > 24-Hour Fax (Within MI): 1.888.99.CLERK (request document number 6700)
- > 24-Hour Fax (Outside of MI): 1.310.575.5035 (request document number 6700)



Election Results

Lake Shore Public Schools Board of Education Two 4-year terms

official results, updated November 19, 3:07 PM

[Race List](#) | [Race Summary](#) | [Race Details](#) | [Race Details \(Printer Friendly\)](#)

	POLL BOOK TOTALS	Kurt J. Ziegler	Susan D. Jamieson
ST. CLAIR SHORES			
16	1,157	424	506
17	1,294	458	574
18	1,021	360	433
19	898	296	335
20	586	249	254
21	957	370	441
22	892	324	322
23	1,111	449	483
24	1,114	478	472
AVCB04	4,240	1,946	2,118
	13,270	5,354	5,938
TOTALS			
	13,270	5,354	5,938

■ Yellow in the TOTALS column means precinct hasn't reported

These same results may also be obtained via:

- > Election Telephone Hotline: 586.469.5209
- > 24-Hour Fax (Within MI): 1.888.99.CLERK (request document number 6700)
- > 24-Hour Fax (Outside of MI): 1.310.575.5035 (request document number 6700)



Election Results

Lake Shore Public Schools Board of Education Two 4-year terms

official results, updated November 19, 3:07 PM

[Race List](#) | [Race Summary](#) | [Race Details](#) | [Race Details \(Printer Friendly\)](#)

	POLL BOOK TOTALS	Kurt J. Ziegler	Susan D. Jamieson
ST. CLAIR SHORES			
16	1,157	424	506
17	1,294	458	574
18	1,021	360	433
19	898	296	335
20	586	249	254
21	957	370	441
22	892	324	322
23	1,111	449	483
24	1,114	478	472
AVCB04	4,240	1,946	2,118
	13,270	5,354	5,938
TOTALS			
	13,270	5,354	5,938

■ Yellow in the TOTALS column means precinct hasn't reported

These same results may also be obtained via:

- > Election Telephone Hotline: 586.469.5209
- > 24-Hour Fax (Within MI): 1.888.99.CLERK (request document number 6700)
- > 24-Hour Fax (Outside of MI): 1.310.575.5035 (request document number 6700)



Election Results

Romeo Community Schools Board of Education Two 4-year terms

official results, updated November 19, 3:07 PM

[Race List](#) | [Race Summary](#) | [Race Details](#) | [Race Details \(Printer Friendly\)](#)

	POLL BOOK TOTALS	Deane B. Maue	Edmund L. Risch	Greg Jacobson	Terry Davis
ADDISON TOWNSHIP					
03	684	165	119	177	241
04AVCB	1,088	60	54	74	85
	1,772	225	173	251	326
ARMADA TOWNSHIP					
01	1,259	23	24	43	41
AVCB01	852	8	10	18	16
	2,111	31	34	61	57
BRUCE TOWNSHIP					
01	738	152	221	199	269
02	1,208	244	383	273	387
03	754	183	171	182	303
04	796	119	112	149	189
AVCB01	1,525	307	580	381	367
	5,021	1,005	1,467	1,184	1,515
OAKLAND TOWNSHIP					
02	101	39	41	44	57
09AVCB	150	22	19	24	26
	251	61	60	68	83
RAY TOWNSHIP					
01	643	126	133	149	255

■ Yellow in the TOTALS column means precinct hasn't reported

These same results may also be obtained via:

- > Election Telephone Hotline: 586.469.5209
- > 24-Hour Fax (Within MI): 1.888.99.CLERK (request document number 6700)
- > 24-Hour Fax (Outside of MI): 1.310.575.5035 (request document number 6700)



Election Results

Romeo Community Schools Board of Education Two 4-year terms

official results, updated November 19, 3:07 PM

[Race List](#) | [Race Summary](#) | [Race Details](#) | [Race Details \(Printer Friendly\)](#)

	POLL BOOK TOTALS	Deane B. Maue	Edmund L. Risch	Greg Jacobson	Terry Davis
ADDISON TOWNSHIP					
03	684	165	119	177	241
04AVCB	1,088	60	54	74	85
	1,772	225	173	251	326
ARMADA TOWNSHIP					
01	1,259	23	24	43	41
AVCB01	852	8	10	18	16
	2,111	31	34	61	57
BRUCE TOWNSHIP					
01	738	152	221	199	269
02	1,208	244	383	273	387
03	754	183	171	182	303
04	796	119	112	149	189
AVCB01	1,525	307	580	381	367
	5,021	1,005	1,467	1,184	1,515
OAKLAND TOWNSHIP					
02	101	39	41	44	57
09AVCB	150	22	19	24	26
	251	61	60	68	83
RAY TOWNSHIP					
01	643	126	133	149	255
AVCB01	635	45	64	70	82
	1,278	171	197	219	337
SHELBY TOWNSHIP					
14	1,019	22	12	24	39
17	1,488	32	21	53	62
AVCB04	89	13	13	16	33
	2,596	67	46	93	134
WASHINGTON TOWNSHIP					
01	689	175	202	173	219
02	1,023	297	183	235	347
03	936	192	218	229	359
04	1,048	225	157	249	387
05	971	222	278	241	312
06	785	212	141	187	261
07	993	26	36	37	45
08					

	813	185	123	209	278
09	1,258	174	71	144	158
AVCB01	4,894	1,028	1,243	1,094	1,212
	13,410	2,736	2,652	2,798	3,578
TOTALS					
	26,439	4,296	4,629	4,674	6,030

■ Yellow in the TOTALS column means precinct hasn't reported

These same results may also be obtained via:

- > Election Telephone Hotline: 586.469.5209
- > 24-Hour Fax (Within MI): 1.888.99.CLERK (request document number 6700)
- > 24-Hour Fax (Outside of MI): 1.310.575.5035 (request document number 6700)



Election Results

South Lake Schools Board of Education Two 4-year terms

official results, updated November 19, 3:07 PM

[Race List](#) | [Race Summary](#) | [Race Details](#) | [Race Details \(Printer Friendly\)](#)

	POLL BOOK TOTALS	Allan K. Innes	Christi Franklin
EASTPOINTE			
14	1,179	442	672
AVCB01	2,869	209	272
	4,048	651	944
LAKE TOWNSHIP			
01	40	21	22
	40	21	22
ST. CLAIR SHORES			
01	1,160	430	505
02	1,030	420	443
03	981	345	411
04	798	305	347
05	1,294	484	540
06	1,164	428	531
07	849	317	385
AVCB01	3,204	1,475	1,488
	10,480	4,204	4,650
TOTALS			
	14,568	4,876	5,616

■ Yellow in the TOTALS column means precinct hasn't reported

These same results may also be obtained via:

- > Election Telephone Hotline: 586.469.5209
- > 24-Hour Fax (Within MI): 1.888.99.CLERK (request document number 6700)
- > 24-Hour Fax (Outside of MI): 1.310.575.5035 (request document number 6700)



Election Results

South Lake Schools Board of Education Two 4-year terms

official results, updated November 19, 3:07 PM

[Race List](#) | [Race Summary](#) | [Race Details](#) | [Race Details \(Printer Friendly\)](#)

	POLL BOOK TOTALS	Allan K. Innes	Christi Franklin
EASTPOINTE			
14	1,179	442	672
AVCB01	2,869	209	272
	4,048	651	944
LAKE TOWNSHIP			
01	40	21	22
	40	21	22
ST. CLAIR SHORES			
01	1,160	430	505
02	1,030	420	443
03	981	345	411
04	798	305	347
05	1,294	484	540
06	1,164	428	531
07	849	317	385
AVCB01	3,204	1,475	1,488
	10,480	4,204	4,650
TOTALS			
	14,568	4,876	5,616

■ Yellow in the TOTALS column means precinct hasn't reported

These same results may also be obtained via:

- > Election Telephone Hotline: 586.469.5209
- > 24-Hour Fax (Within MI): 1.888.99.CLERK (request document number 6700)
- > 24-Hour Fax (Outside of MI): 1.310.575.5035 (request document number 6700)



Election Results

Macomb Community College Board of Trustees Three 6-year terms

official results, updated November 19, 3:06 PM

[Race List](#) | [Race Summary](#) | [Race Details](#) | [Race Details \(Printer Friendly\)](#)

POLL BOOK TOTALS	Connie Bolanowski	David A. Santia	Edward T. O'Neil	Frank DeSantis	John DiLuca	Joseph A. Backus	Michael G. Kelly	Nancy Falcone Sullivan	Sebastian S. Previti	Stuart K. Jason	
ARMADA TOWNSHIP											
01	1,259	169	119	121	164	248	110	188	239	74	90
02	842	98	53	59	92	79	59	98	117	40	42
AVCB01	852	145	78	104	138	80	65	144	219	57	65
	2,953	412	250	284	394	407	234	430	575	171	197
BRUCE TOWNSHIP											
01	738	119	74	105	101	95	92	95	149	70	35
02	1,208	190	110	93	169	140	106	140	252	111	41
03	754	137	92	74	113	98	86	92	168	56	25
04	796	140	71	78	125	115	93	80	176	64	37
AVCB01	1,525	324	83	103	299	173	189	175	365	90	59
	5,021	910	430	453	807	621	566	582	1,110	391	197
CENTER LINE											
01	733	169	60	65	147	134	149	109	171	26	45
02	492	136	41	61	119	94	64	80	126	25	29
03	940	207	73	115	242	186	81	175	262	58	82
04	479	84	55	57	91	135	47	89	112	25	38
05	486	96	46	46	82	79	38	77	132	26	39
AVCB01	890	255	97	119	150	109	66	229	309	59	44
	4,020	947	372	463	831	737	445	759	1,112	219	277

■ Yellow in the TOTALS column means precinct hasn't reported

These same results may also be obtained via:

- > Election Telephone Hotline: 586.469.5209
- > 24-Hour Fax (Within MI): 1.888.99.CLERK (request document number 6700)
- > 24-Hour Fax (Outside of MI): 1.310.575.5035 (request document number 6700)



Election Results

Macomb Community College Board of Trustees Three 6-year terms

official results, updated November 19, 3:06 PM

[Race List](#) | [Race Summary](#) | [Race Details](#) | [Race Details \(Printer Friendly\)](#)

POLL BOOK TOTALS	Connie Bolanowski	David A. Santia	Edward T. O'Neil	Frank DeSantis	John DiLuca	Joseph A. Backus	Michael G. Kelly	Nancy Falcone Sullivan	Sebastian S. Previti	Stuart K. Jason	
ARMADA TOWNSHIP											
01	1,259	169	119	121	164	248	110	188	239	74	90
02	842	98	53	59	92	79	59	98	117	40	42
AVCB01	852	145	78	104	138	80	65	144	219	57	65
	2,953	412	250	284	394	407	234	430	575	171	197
BRUCE TOWNSHIP											
01	738	119	74	105	101	95	92	95	149	70	35
02	1,208	190	110	93	169	140	106	140	252	111	41
03	754	137	92	74	113	98	86	92	168	56	25
04	796	140	71	78	125	115	93	80	176	64	37
AVCB01	1,525	324	83	103	299	173	189	175	365	90	59
	5,021	910	430	453	807	621	566	582	1,110	391	197
CENTER LINE											
01	733	169	60	65	147	134	149	109	171	26	45
02	492	136	41	61	119	94	64	80	126	25	29
03	940	207	73	115	242	186	81	175	262	58	82
04	479	84	55	57	91	135	47	89	112	25	38
05	486	96	46	46	82	79	38	77	132	26	39
AVCB01	890	255	97	119	150	109	66	229	309	59	44
	4,020	947	372	463	831	737	445	759	1,112	219	277
CHESTERFIELD CHARTER TOWNSHIP											
01	1,008	218	96	97	211	166	98	149	177	51	46
02	1,078	147	90	100	242	193	102	163	181	69	72
03	1,403	202	152	127	248	294	137	200	233	76	94
04	314	40	40	33	51	34	25	40	52	13	32
05	857	119	84	80	125	105	73	148	180	49	45
06	968	153	126	152	136	116	90	114	192	69	40
07	1,072	184	151	84	184	155	130	128	247	117	31
08	975	162	161	74	169	122	100	111	213	61	43
09	1,109	216	125	95	207	149	182	135	292	61	52
10	831	148	85	61	170	120	144	113	176	55	33
11	874	160	66	61	154	131	82	107	175	53	43
12	534	89	41	53	117	86	52	73	110	27	40
13	1,064	139	119	89	195	211	85	164	178	73	66
14	604	82	65	59	92	83	56	101	109	39	56
15	517	81	69	91	54	70	60	103	134	56	29

16	530	75	77	72	92	69	57	63	105	39	21
17	214	37	29	21	36	26	21	16	57	36	11
18	1,190	186	170	93	198	149	180	130	308	63	47
19	350	83	36	24	69	53	49	54	97	20	14
20	706	132	71	49	144	99	113	101	124	32	36
AVCB01	1,312	338	136	109	327	200	139	269	396	65	66
AVCB02	2,195	477	179	225	575	352	144	376	602	98	117
AVCB03	1,905	376	185	181	354	367	129	360	521	89	104
	21,610	3,844	2,353	2,030	4,150	3,350	2,248	3,218	4,859	1,311	1,138

CLINTON TOWNSHIP

01	647	125	120	48	127	101	82	70	145	35	29
02	361	65	37	34	57	50	51	52	90	9	6
03	929	199	103	86	175	160	187	153	213	43	52
04	632	138	66	63	122	118	55	85	145	33	40
05	886	116	66	132	130	142	64	142	205	45	69
06	849	149	95	94	120	138	74	170	203	55	63
07	449	73	74	76	84	70	50	96	113	28	30
08	741	108	106	126	119	82	81	149	180	71	48
09	554	91	90	96	87	60	59	87	133	36	21
10	632	93	100	43	138	90	57	83	149	45	26
11	707	133	153	69	130	109	117	95	180	53	33
12	490	92	54	36	89	80	78	50	132	18	21
13	864	181	106	88	166	152	150	127	220	40	47
14	370	58	46	44	79	72	41	64	72	13	21
15	748	130	95	85	198	157	70	114	150	27	55
16	697	107	101	56	122	153	57	126	143	43	44
17	1,026	157	168	136	171	133	91	226	244	74	88
18	757	114	145	85	184	117	66	135	144	55	15
19	474	60	112	60	109	70	53	60	93	45	16
20	842	133	97	72	112	97	85	101	187	66	27
21	394	84	66	34	84	61	58	57	112	25	15
22	946	181	97	77	145	139	143	136	255	48	60
23	978	198	88	68	241	180	153	134	221	51	40
24	568	118	93	39	176	118	44	87	95	41	27
25	808	154	116	83	225	178	77	119	192	45	45
26	897	149	158	86	180	238	61	150	178	67	42
27	612	100	84	54	133	110	46	82	117	32	41
28	596	103	80	91	55	63	46	132	145	50	37
29	964	161	146	129	172	121	106	91	199	67	42
30	775	118	110	56	149	114	90	81	168	83	30
31	1,053	157	175	89	182	166	138	106	242	47	33
32	507	115	69	37	106	70	82	72	123	24	23
33	1,223	254	139	99	242	183	168	187	281	60	71
34	794	186	48	91	139	139	73	121	174	43	50
35	908	146	101	97	233	173	62	118	173	52	57
36	1,007	163	123	97	172	221	87	164	210	57	71
37	1,018	140	122	112	162	137	83	166	212	52	72
38	702	114	106	70	123	106	55	120	132	55	20

39	588	92	112	90	113	89	64	62	110	58	17
40	922	125	146	63	171	124	109	114	175	89	32
41	829	152	173	46	163	126	86	97	191	45	27
42	1,139	245	113	115	173	204	185	154	322	67	52
43	270	48	36	15	78	57	31	39	59	19	7
44	973	209	117	82	254	213	76	119	167	63	54
45	809	133	127	66	221	173	65	114	136	46	49
46	579	80	66	70	99	117	44	94	111	34	44
AVCB01	4,394	938	650	490	1,040	726	337	792	1,279	208	288
AVCB02	2,028	445	281	268	392	228	144	423	654	91	108
AVCB03	3,806	825	671	560	890	523	300	588	1,121	214	122
AVCB04	840	182	132	92	169	110	92	130	290	48	41
AVCB05	764	151	116	71	153	105	82	107	236	25	30
AVCB06	768	184	140	61	213	128	90	133	269	24	35
AVCB07	1,316	311	157	103	337	237	153	212	396	56	52
AVCB08	1,649	441	243	133	499	354	145	272	501	84	65
	50,079	9,524	7,135	5,263	10,403	8,182	5,143	7,758	12,387	2,904	2,550

EASTPOINTE

01	1,007	158	135	183	139	144	101	160	237	98	34
02	761	144	124	77	165	131	103	132	202	99	40
03	1,032	215	219	111	241	166	168	174	313	72	52
04	1,085	212	152	103	238	217	177	203	343	67	50
05	985	215	123	86	207	192	171	215	251	56	59
06	748	176	80	77	172	161	69	169	177	37	37
07	1,111	211	100	156	214	223	88	297	323	65	108
08	912	143	111	150	136	200	79	250	245	87	82
09	880	161	116	113	146	133	88	220	219	69	80
10	754	101	107	109	123	107	80	212	185	68	42
11	805	133	150	147	172	153	94	115	174	71	36
12	933	192	172	105	175	147	110	183	261	94	45
13	811	164	148	72	174	148	108	154	227	49	30
14	1,179	258	143	124	192	182	131	235	335	72	79
AVCB01	2,869	749	293	273	762	493	383	717	898	110	139
AVCB02	466	113	62	45	139	94	32	102	143	26	22
	16,338	3,345	2,235	1,931	3,395	2,891	1,982	3,538	4,533	1,140	935

FRASER

01	737	126	129	81	238	139	66	119	146	40	49
02	989	131	185	76	230	207	71	155	194	52	65
03	1,149	172	237	125	246	153	85	163	216	58	100
04	979	154	160	99	202	145	60	174	201	73	29
05	339	48	82	57	83	51	43	42	73	21	11
06	1,062	147	249	59	212	139	94	110	187	79	40
07	578	110	131	53	114	91	69	74	155	33	21
AVCB01	1,335	300	235	109	370	197	135	196	433	47	56
AVCB02	830	178	176	62	263	124	104	128	230	29	26
	7,998	1,366	1,584	721	1,958	1,246	727	1,161	1,835	432	397

HARRISON CHARTER TOWNSHIP

01	961	186	98	90	225	211	83	156	248	54	59
02	670	108	76	63	120	142	54	107	130	31	50

03	784	102	90	105	148	139	60	133	139	53	65
04	1,269	176	149	159	176	185	132	265	243	98	42
05	908	105	111	129	164	119	103	120	175	38	33
06	1,232	204	167	91	212	175	151	139	274	102	50
07	999	152	165	80	190	144	133	115	226	50	38
08	265	71	35	28	44	46	41	38	93	13	20
09	554	107	47	33	94	77	81	74	107	16	14
10	672	122	55	58	170	127	69	103	142	39	18
11	799	155	75	89	195	160	68	132	193	43	66
12	373	51	35	40	57	77	29	50	69	22	21
AVCB01	4,196	812	426	500	852	633	313	762	1,129	163	291
	13,682	2,351	1,529	1,465	2,647	2,235	1,317	2,194	3,168	722	767

LAKE TOWNSHIP

01	40	7	2	2	7	5	1	10	13	3	2
	40	7	2	2	7	5	1	10	13	3	2

LENOX TOWNSHIP

01	603	92	52	69	81	80	46	124	145	45	39
02	990	172	110	176	127	117	99	136	226	68	33
03	1,010	171	161	110	181	162	150	170	280	121	71
04	565	115	91	51	100	100	84	77	161	59	34
AVCB01	1,176	265	139	95	189	130	141	171	401	47	49
	4,344	815	553	501	678	589	520	678	1,213	340	226

MACOMB TOWNSHIP

01	839	160	75	58	195	155	139	107	188	54	38
02	897	181	100	90	240	166	85	147	200	36	45
03	925	160	114	82	272	207	89	153	177	61	52
04	1,104	172	140	124	219	277	111	162	217	75	74
05	828	135	97	95	168	146	78	151	174	64	68
06	792	151	107	116	142	127	84	167	178	71	35
07	864	149	132	137	153	154	102	100	179	74	28
08	877	161	131	64	172	137	105	98	217	103	37
09	835	131	135	79	143	148	137	105	200	61	35
10	843	174	97	94	147	135	125	113	265	49	54
11	1,154	224	112	86	265	186	202	151	234	57	54
12	786	141	81	74	200	168	67	110	147	49	25
13	987	184	82	91	255	197	95	144	205	53	74
14	1,066	160	113	95	216	272	79	151	187	57	56
15	858	136	114	84	155	148	71	155	181	58	73
16	1,302	179	157	152	204	187	130	254	245	111	39
17	1,107	169	155	153	213	189	145	153	224	104	45
18	772	172	114	90	160	135	98	139	247	71	38
19	634	130	93	58	105	99	82	73	180	45	24
20	1,038	161	110	86	199	167	141	126	237	54	34
21	952	172	101	70	214	205	164	114	192	62	32
22	864	176	73	54	172	162	105	116	152	35	29
23	656	117	63	57	167	119	60	96	155	40	35
24	625	122	85	63	122	153	56	97	150	34	47
25	775	126	76	95	138	141	62	122	167	52	54

26	600	101	55	91	107	87	59	99	145	50	40
27	602	100	78	85	102	115	70	81	145	73	23
28	602	110	86	37	123	108	88	92	144	69	22
29	911	160	144	94	186	153	131	115	229	44	35
30	959	173	131	77	202	167	137	125	244	48	45
31	351	62	43	24	75	53	66	48	82	15	20
32	954	182	91	80	213	184	107	112	159	56	30
33	643	122	66	62	157	137	56	94	148	32	38
34	861	126	102	85	175	232	80	137	183	52	53
35	620	105	80	79	121	136	56	102	138	48	52
AVCB01	4,539	842	527	494	895	691	359	897	1,242	306	261
AVCB02	5,249	1,053	694	742	984	720	476	829	1,586	364	255
	39,271	7,079	4,754	4,197	7,976	6,963	4,297	6,035	9,343	2,687	1,999

MEMPHIS

01	398	104	32	39	80	63	41	84	86	16	24
	398	104	32	39	80	63	41	84	86	16	24

MT. CLEMENS

01	687	128	68	122	125	145	66	127	203	45	74
02	828	126	87	107	130	199	67	137	200	46	63
03	735	125	83	115	118	116	87	142	197	55	67
04	701	100	79	100	82	77	46	128	162	41	37
05	672	114	103	168	56	84	74	104	189	65	33
06	735	139	99	96	119	124	98	99	194	75	42
08	616	110	114	68	110	107	92	91	187	37	40
09	877	152	105	82	168	145	123	119	247	35	33
AVCB01	1,924	465	189	208	441	304	251	386	713	72	115
	7,775	1,459	927	1,066	1,349	1,301	904	1,333	2,292	471	504

NEW BALTIMORE

01	751	173	38	64	159	104	86	97	166	34	34
02	592	123	40	75	122	95	60	98	139	34	40
03	1,266	180	120	114	232	256	120	225	278	78	73
04	980	170	105	113	158	147	103	182	232	82	99
05	994	159	103	136	166	122	107	206	228	73	49
AVCB01	1,530	325	184	273	310	174	141	283	482	100	74
	6,113	1,130	590	775	1,147	898	617	1,091	1,525	401	369

RAY TOWNSHIP

01	643	103	72	49	108	60	80	66	135	53	15
02	860	137	126	66	119	129	94	87	173	46	32
AVCB01	635	118	49	53	108	69	62	93	188	22	21
	2,138	358	247	168	335	258	236	246	496	121	68

RICHMOND TOWNSHIP

01	892	171	82	64	144	114	121	128	213	43	40
02	1,025	192	86	107	175	146	93	153	205	36	49
	1,917	363	168	171	319	260	214	281	418	79	89

RICHMOND CITY

01	1,167	225	128	97	148	142	136	170	311	159	66
02	989	175	145	69	139	142	131	124	235	63	31
AVCB01	749	188	61	79	136	111	94	127	274	24	39
	2,905	588	334	245	423	395	361	421	820	246	136

	1,054	143	135	75	158	150	133	129	186	103	46
24	1,203	172	190	67	230	177	167	136	246	88	45
25	968	150	107	74	205	169	153	103	221	62	40
26	646	120	58	52	123	106	126	82	155	29	36
27	931	204	68	82	195	172	96	133	197	51	42
28	731	120	56	73	183	152	64	101	157	40	34
29	770	93	78	79	126	161	56	113	116	49	34
AVCB01	4,506	859	449	613	868	613	405	889	1,239	198	289
AVCB02	7,138	1,273	672	879	1,215	875	622	1,370	1,853	414	368
AVCB03	834	161	122	90	183	107	80	127	214	77	34
AVCB04	89	17	7	13	14	8	11	12	18	6	12
	38,392	6,506	3,787	4,115	6,567	5,449	4,368	5,895	8,482	2,267	1,966

ST. CLAIR SHORES

01	1,160	188	90	67	250	158	174	229	207	41	50
02	1,030	208	73	90	229	149	108	158	203	49	49
03	981	154	56	75	235	156	68	127	200	44	67
04	798	105	74	77	146	169	66	138	152	44	38
05	1,294	170	123	142	211	183	114	254	223	72	85
06	1,164	174	119	132	188	135	120	223	240	83	53
07	849	133	98	103	146	101	95	141	188	60	30
08	1,107	155	126	62	178	122	114	126	238	78	25
09	574	74	63	49	94	71	63	105	124	31	31
10	1,282	187	100	79	234	157	167	141	278	45	40
11	567	84	43	41	98	56	77	71	102	20	35
12	1,248	192	81	72	277	153	115	224	220	43	46
13	1,317	176	81	90	292	189	112	165	221	50	54
14	621	84	48	59	117	115	52	87	118	31	33
15	1,317	166	115	131	224	172	121	217	253	73	89
16	1,157	177	113	142	220	147	91	198	242	84	39
17	1,294	203	151	172	219	142	143	165	258	83	42
18	1,021	139	125	75	174	128	127	106	204	78	38
19	898	121	112	56	143	112	112	89	169	42	24
20	586	99	52	41	118	80	97	81	154	34	24
21	957	160	77	62	194	129	166	100	184	36	41
22	892	154	73	62	196	138	79	108	144	30	30
23	1,111	159	99	86	299	195	90	163	192	55	55
24	1,114	162	116	102	203	242	90	165	214	47	61
AVCB01	3,204	511	256	366	657	451	220	672	839	153	194
AVCB02	2,324	409	178	245	430	236	148	460	667	99	106
AVCB03	1,618	286	178	210	304	201	132	229	450	83	47
AVCB04	4,240	827	542	329	877	528	446	601	1,287	277	137
	35,725	5,657	3,362	3,217	6,953	4,815	3,507	5,543	7,971	1,865	1,563

STERLING HEIGHTS

01	852	179	96	112	143	208	83	168	192	68	78
02	970	183	103	134	150	136	81	172	205	67	106
03	1,035	167	117	155	157	136	95	224	233	93	51
04	1,431	229	190	228	214	210	143	227	324	112	57
05	943	210	142	81	166	144	100	132	242	96	44
06	1,116	235	180	99	209	196	132	121	267	77	45

08	523	107	46	50	88	88	68	59	123	30	26
09	932	235	102	78	207	171	209	134	203	64	54
10	904	224	69	89	211	186	114	152	191	64	55
11	994	176	78	95	243	178	68	136	200	53	59
12	695	141	74	83	130	173	63	106	157	56	45
13	329	48	37	44	37	46	31	72	64	32	28
14	251	53	35	27	54	33	27	63	76	29	12
15	918	173	141	210	145	128	104	136	227	85	39
16	744	145	114	68	93	96	91	114	187	84	27
17	737	151	132	70	110	109	105	97	202	44	24
18	899	183	84	81	159	168	146	120	254	50	42
19	808	191	65	73	159	123	145	104	160	39	43
20	1,028	264	90	85	256	192	154	155	214	54	60
21	701	166	69	79	188	162	66	127	172	45	68
22	587	109	59	72	103	147	59	81	133	46	37
23	614	106	67	86	99	101	65	126	134	39	62
24	688	110	74	115	100	112	101	184	161	72	42
25	1,020	177	141	182	133	131	122	136	207	76	29
26	912	156	134	78	137	141	127	122	211	101	34
27	1,021	204	156	96	189	130	150	126	265	65	41
28	916	185	80	77	166	148	187	110	245	53	41
29	721	160	64	54	120	107	152	79	141	37	39
30	934	198	98	72	231	177	115	130	161	47	38
31	985	189	90	98	260	176	107	163	212	50	56
32	1,221	194	124	114	228	268	108	157	241	80	82
33	941	167	93	128	172	125	100	166	185	46	88
34	1,063	175	117	136	157	158	119	244	234	89	52
35	671	127	81	128	102	92	80	98	153	70	39
36	557	111	79	46	75	82	83	86	147	57	26
37	760	146	117	78	107	128	103	103	182	47	38
38	1,029	207	108	84	172	173	157	112	272	51	55
39	903	207	64	97	158	153	208	144	250	67	66
40	1,124	257	117	91	272	200	149	146	215	60	54
41	1,381	225	113	153	356	273	138	183	278	65	98
42	419	85	37	49	63	106	32	89	110	34	43
43	1,110	172	129	157	218	178	102	226	240	83	112
44	667	100	64	75	103	77	57	118	121	49	33
45	791	118	100	132	130	85	89	112	197	59	35
46	1,079	230	160	130	161	142	122	178	273	115	55
47	520	132	85	62	101	94	87	58	140	35	33
48	703	145	83	61	177	120	90	93	192	42	34
49	805	153	47	75	182	106	157	107	174	31	41
50	1,293	310	112	126	280	222	127	178	249	70	71
51	799	118	57	88	182	153	75	118	138	49	51
52	1,043	175	104	106	162	249	76	190	217	67	83
AVCB01	1,576	385	171	195	323	229	114	344	530	73	112
AVCB02	419	102	44	67	95	65	39	109	153	31	24
AVCB03	134	40	17	19	31	18	15	22	46	10	6

AVCB04	158	45	22	16	42	24	15	25	52	14	9
AVCB05	277	61	51	22	57	43	43	36	93	14	8
AVCB06	4,166	1,094	446	335	946	660	574	618	1,438	178	184
AVCB07	2,804	814	228	238	657	459	444	473	913	93	137
AVCB08	3,420	974	283	324	863	586	409	626	1,045	136	151
AVCB09	4,018	880	335	401	1,197	733	357	730	1,251	188	241
	61,059	13,003	6,515	6,604	12,426	10,254	7,479	9,765	15,492	3,831	3,443

UTICA

01	342	60	38	41	74	73	45	51	82	22	22
02	720	95	67	80	113	78	81	129	158	43	67
03	747	114	88	105	106	93	73	171	159	52	26
AVCB01	597	131	73	88	103	72	62	93	183	24	26
	2,406	400	266	314	396	316	261	444	582	141	141

WARREN

01	537	99	88	67	51	66	62	92	164	66	46
02	563	105	73	59	80	76	93	75	149	22	25
03	489	120	41	51	83	90	76	66	155	29	31
04	806	191	62	93	144	106	137	135	194	36	62
06	375	92	27	36	81	70	46	72	83	23	21
08	531	105	40	69	125	99	48	91	124	32	59
10	777	128	85	93	105	172	68	155	164	52	70
11	412	77	49	59	43	54	38	78	101	36	51
12	527	105	37	76	62	66	53	120	142	37	35
13	659	107	90	127	100	62	63	99	136	46	37
15	389	74	46	39	45	55	44	61	112	52	18
16	423	79	66	44	63	58	63	43	112	28	19
17	441	110	40	54	75	82	73	60	149	21	36
18	457	109	51	52	74	70	87	88	120	26	33
20	435	103	46	58	72	65	46	78	90	17	29
21	386	70	29	37	77	57	24	59	87	29	32
22	325	72	28	45	41	70	32	62	90	23	21
23	426	91	53	64	50	61	43	98	108	27	57
24	667	123	73	110	95	74	66	143	164	65	35
26	434	91	46	81	53	57	39	65	121	52	27
27	229	34	29	29	38	33	33	38	51	21	12
28	301	66	48	34	57	44	49	43	97	17	15
29	1,006	214	101	116	206	180	178	174	336	44	65
32	471	98	43	42	85	72	80	67	93	19	36
33	411	104	37	41	79	88	37	63	92	18	20
34	687	148	54	89	134	129	51	124	185	42	48
36	669	105	62	73	119	160	55	112	152	41	53
37	487	66	48	61	80	66	41	80	94	41	47
38	453	94	55	71	49	54	42	98	126	40	29
39	416	90	55	87	74	64	49	72	118	31	18
40	432	84	42	29	73	57	45	55	121	34	22
41	444	83	60	37	69	53	59	55	111	14	18
42	694	159	71	61	120	94	103	85	178	28	50
43	132	25	17	14	29	21	28	12	28	1	6
45	478	128	31	60	107	78	57	74	106	16	33

46	685	143	57	65	156	124	73	122	131	49	55
47	276	54	21	24	53	60	19	51	62	17	18
48	644	122	69	101	107	118	61	133	164	49	65
49	404	76	50	60	79	60	49	89	105	24	17
50	716	127	104	131	111	108	82	97	162	49	35
52	614	113	90	52	96	83	67	82	182	75	34
53	744	136	121	61	124	99	91	94	181	31	25
55	449	92	48	41	82	72	64	42	114	34	21
56	496	116	59	46	109	85	78	78	118	31	30
58	841	213	89	95	179	162	78	172	215	42	56
60	547	88	45	60	138	114	38	66	117	15	27
61	649	119	78	70	100	148	38	106	151	40	52
62	528	85	63	56	95	65	34	94	97	29	34
63	532	90	62	64	114	75	51	116	118	36	20
64	562	115	83	97	87	88	61	74	145	42	24
66	464	87	69	35	108	81	56	60	103	44	11
67	598	112	105	54	117	104	79	75	131	29	19
68	600	104	51	45	99	83	82	77	167	27	22
69	571	121	46	41	87	71	105	81	137	22	27
70	740	177	54	73	136	124	91	133	149	36	35
71	456	85	37	46	108	93	34	60	96	26	34
72	428	80	32	33	54	87	22	76	72	30	28
72A	551	109	63	97	56	71	40	147	176	44	78
73	561	104	56	66	72	64	47	120	111	40	30
74	897	151	88	121	123	110	75	113	189	59	37
76	718	129	107	53	114	109	88	94	181	76	41
78	504	87	71	46	104	76	56	62	116	20	18
80	559	121	52	34	85	78	77	65	153	31	24
81	412	116	32	49	70	71	61	79	121	15	28
82	633	163	56	76	147	97	63	107	145	19	45
84	831	157	62	92	199	142	59	129	184	40	84
85	627	109	43	53	83	117	40	85	112	22	35
86	933	150	92	117	138	106	74	180	178	58	86
88	412	85	44	57	57	70	44	95	100	34	24
90	593	113	75	95	99	75	62	93	129	42	23
92	354	83	37	31	59	49	40	42	94	34	10
93	793	183	129	83	132	114	113	128	229	40	36
94	717	135	64	61	139	95	91	86	185	32	34
96	456	95	53	30	100	70	89	68	114	16	21
97	529	99	51	46	103	87	38	70	88	27	27
98	362	70	42	40	91	60	43	56	65	19	32
99	320	58	37	37	56	64	23	50	62	13	28
99A	490	95	50	63	88	66	36	99	113	22	46
100	438	75	51	63	58	40	38	106	85	22	21
101	506	95	37	84	66	65	49	77	135	37	30
102	469	82	41	44	69	53	58	63	113	42	31
103	543	101	78	46	88	79	71	65	121	24	19
105	676	127	63	38	101	83	71	69	164	38	30

106	571	120	72	46	112	81	89	82	116	23	33
108	775	163	59	79	181	128	72	115	150	34	36
109	706	132	65	68	188	152	54	107	125	39	45
110	688	133	62	65	122	158	58	109	146	47	33
AVCB01	2,161	599	223	346	384	318	181	504	692	114	247
AVCB02	745	178	95	109	128	118	65	199	283	33	42
AVCB03	283	66	41	75	61	41	39	56	107	32	17
AVCB04	1,386	391	165	142	264	186	165	256	487	86	68
AVCB05	3,002	756	403	256	636	387	295	504	1,101	133	121
AVCB06	1,351	390	133	104	346	216	156	231	547	46	67
AVCB07	3,223	911	263	275	756	513	454	584	1,124	98	143
AVCB08	2,171	672	249	179	613	417	197	428	714	81	69
AVCB09	825	183	64	87	244	176	69	169	272	15	53
	62,684	13,590	6,724	6,961	11,709	9,809	6,901	10,562	16,697	3,550	3,797
WASHINGTON TOWNSHIP											
01	689	125	27	55	102	95	40	80	113	37	28
02	1,023	148	91	107	173	201	91	155	184	80	60
03	936	114	77	131	131	86	80	170	157	79	74
04	1,048	156	73	130	142	122	112	191	224	91	52
05	971	159	99	123	124	94	80	124	177	97	37
06	785	107	100	77	126	115	76	98	135	91	29
07	993	132	135	71	152	126	103	88	187	63	33
08	813	158	68	57	129	115	129	100	173	62	39
09	1,258	222	95	91	196	180	182	114	173	101	54
AVCB01	4,894	1,146	336	424	1,007	654	440	765	1,278	269	236
	13,410	2,467	1,101	1,266	2,282	1,788	1,333	1,885	2,801	970	642
TOTALS											
	422,358	80,712	50,002	44,655	82,851	66,636	46,028	67,680	103,269	25,685	22,712

■ Yellow in the TOTALS column means precinct hasn't reported

These same results may also be obtained via:

- > Election Telephone Hotline: 586.469.5209
- > 24-Hour Fax (Within MI): 1.888.99.CLERK (request document number 6700)
- > 24-Hour Fax (Outside of MI): 1.310.575.5035 (request document number 6700)



Election Results

Statewide Proposal 08-1

A legislative initiative to permit the use and cultivation of marijuana for specified medical conditions

official results, updated November 19, 3:06 PM

[Race List](#) | [Race Summary](#) | [Race Details](#) | [Race Details \(Printer Friendly\)](#)

	POLL BOOK TOTALS	Yes	No
ARMADA TOWNSHIP			
01	1,259	816	409
02	842	518	298
AVCB01	852	411	418
	2,953	1,745	1,125
BRUCE TOWNSHIP			
01	738	497	214
02	1,208	745	425
03	754	486	240
04	796	466	309
AVCB01	1,525	753	723
	5,021	2,947	1,911
CENTER LINE			
01	733	477	207
02	492	337	125
03	940	661	243
04	479	320	133
05	486	340	117
AVCB01	890	483	363
	4,020	2,618	1,188
CHESTERFIELD CHARTER TOWNSHIP			

■ Yellow in the TOTALS column means precinct hasn't reported

These same results may also be obtained via:

- > Election Telephone Hotline: 586.469.5209
- > 24-Hour Fax (Within MI): 1.888.99.CLERK (request document number 6700)
- > 24-Hour Fax (Outside of MI): 1.310.575.5035 (request document number 6700)



Election Results

Statewide Proposal 08-1

A legislative initiative to permit the use and cultivation of marijuana for specified medical conditions

official results, updated November 19, 3:06 PM

[Race List](#) | [Race Summary](#) | [Race Details](#) | [Race Details \(Printer Friendly\)](#)

	POLL BOOK TOTALS	Yes	No
ARMADA TOWNSHIP			
01	1,259	816	409
02	842	518	298
AVCB01	852	411	418
	2,953	1,745	1,125
BRUCE TOWNSHIP			
01	738	497	214
02	1,208	745	425
03	754	486	240
04	796	466	309
AVCB01	1,525	753	723
	5,021	2,947	1,911
CENTER LINE			
01	733	477	207
02	492	337	125
03	940	661	243
04	479	320	133
05	486	340	117
AVCB01	890	483	363
	4,020	2,618	1,188
CHESTERFIELD CHARTER TOWNSHIP			
01	1,008	684	297
02	1,078	709	330
03	1,403	930	422
04	314	196	111
05	857	575	260
06	968	622	310
07	1,072	750	303
08	975	663	283
09	1,109	778	300
10	831	581	224
11	874	602	234
12	534	355	163
13	1,064	705	339
14	604	388	193
15			

	517	390	90
16	530	364	148
17	214	147	62
18	1,190	835	322
19	350	219	119
20	706	463	227
AVCB01	1,312	702	581
AVCB02	2,195	1,195	916
AVCB03	1,905	1,028	805
	21,610	13,881	7,039

CLINTON TOWNSHIP

01	647	400	217
02	361	235	108
03	929	665	242
04	632	440	166
05	886	590	210
06	849	579	240
07	449	289	151
08	741	505	213
09	554	364	163
10	632	397	222
11	707	465	219
12	490	345	127
13	864	628	215
14	370	264	92
15	748	502	223
16	697	426	236
17	1,026	714	251
18	757	482	245
19	474	285	176
20	842	611	190
21	394	260	118
22	946	657	256
23	978	608	341
24	568	356	198
25	808	563	226
26	897	571	287
27	612	369	221
28	596	423	132
29	964	608	317
30	775	532	218
31	1,053	719	291
32	507	300	184
33	1,223	838	332
34	794	576	193
35	908	545	320
36	1,007	669	301
37	1,018	692	272
38			

	702	444	237
39	588	380	191
40	922	590	285
41	829	524	265
42	1,139	776	309
43	270	156	102
44	973	628	316
45	809	509	273
46	579	360	197
AVCB01	4,394	2,006	2,197
AVCB02	2,028	961	965
AVCB03	3,806	1,780	1,856
AVCB04	840	419	379
AVCB05	764	438	279
AVCB06	768	343	376
AVCB07	1,316	597	648
AVCB08	1,649	750	823
	50,079	30,133	17,811

EASTPOINTE

01	1,007	734	218
02	761	540	193
03	1,032	743	253
04	1,085	784	281
05	985	727	227
06	748	539	183
07	1,111	797	266
08	912	637	233
09	880	654	187
10	754	533	204
11	805	583	199
12	933	657	230
13	811	534	251
14	1,179	807	318
AVCB01	2,869	1,515	1,223
AVCB02	466	262	179
	16,338	11,046	4,645

FRASER

01	737	490	204
02	989	618	322
03	1,149	764	330
04	979	649	261
05	339	240	86
06	1,062	614	408
07	578	398	157
AVCB01	1,335	659	619
AVCB02	830	397	397
	7,998	4,829	2,784

HARRISON CHARTER TOWNSHIP

01	961	688	240
----	-----	-----	-----

02	670	467	173
03	784	575	182
04	1,269	898	334
05	908	640	252
06	1,232	831	353
07	999	663	308
08	265	200	53
09	554	390	150
10	672	466	196
11	799	568	211
12	373	269	82
AVCB01	4,196	2,209	1,825
	13,682	8,864	4,359

LAKE TOWNSHIP

01	40	24	15
	40	24	15

LENOX TOWNSHIP

01	603	399	187
02	990	680	293
03	1,010	711	256
04	565	382	172
AVCB01	1,176	633	474
	4,344	2,805	1,382

MACOMB TOWNSHIP

01	839	520	280
02	897	572	291
03	925	578	319
04	1,104	659	410
05	828	521	281
06	792	502	252
07	864	530	303
08	877	571	269
09	835	476	315
10	843	588	216
11	1,154	699	407
12	786	461	297
13	987	583	375
14	1,066	685	346
15	858	523	295
16	1,302	765	477
17	1,107	674	388
18	772	547	194
19	634	433	171
20	1,038	644	347
21	952	568	333
22	864	541	281
23	656	397	242
24	625	395	203

25	775	496	235
26	600	372	201
27	602	362	214
28	602	360	215
29	911	587	288
30	959	580	332
31	351	219	115
32	954	582	313
33	643	423	199
34	861	523	300
35	620	389	211
AVCB01	4,539	2,214	2,193
AVCB02	5,249	2,754	2,334
	39,271	23,293	14,442

MEMPHIS

01	398	232	150
	398	232	150

MT. CLEMENS

01	687	503	142
02	828	572	225
03	735	532	176
04	701	525	147
05	672	457	132
06	735	521	175
08	616	446	143
09	877	601	261
AVCB01	1,924	1,009	809
	7,775	5,166	2,210

NEW BALTIMORE

01	751	499	228
02	592	410	156
03	1,266	818	415
04	980	646	296
05	994	654	317
AVCB01	1,530	873	626
	6,113	3,900	2,038

RAY TOWNSHIP

01	643	350	255
02	860	513	315
AVCB01	635	292	316
	2,138	1,155	886

RICHMOND TOWNSHIP

01	892	527	336
02	1,025	584	414
	1,917	1,111	750

RICHMOND CITY

01	1,167	754	373
02	989	655	298
AVCB01	749	363	357

	2,905	1,772	1,028
ROSEVILLE			
01	576	427	136
02	677	484	163
03	1,017	692	273
04	606	414	166
05	1,147	813	282
06	900	637	212
07	604	450	118
08	998	695	262
09	756	521	197
10	561	403	133
11	553	383	149
12	713	509	177
13	574	399	161
14	859	595	216
15	1,194	856	268
16	1,307	967	296
17	808	601	178
18	831	558	217
19	574	377	178
20	675	456	185
21	1,078	734	287
AVCB01	3,291	1,600	1,514
AVCB02	1,781	922	786
	22,080	14,493	6,554
SHELBY TOWNSHIP			
01	1,318	796	469
02	1,095	704	355
03	669	448	197
04	874	564	285
05	1,187	745	394
06	1,013	739	233
07	877	559	295
08	540	355	157
09	869	580	243
10	772	508	239
11	990	670	276
12	676	397	259
13	519	311	190
14	1,019	604	388
15	553	357	187
16	1,109	621	463
17	1,488	963	477
18	662	419	220
19	720	446	245
20	618	399	177
21	775	530	210
22			

	1,179	725	410
23	1,054	589	418
24	1,203	711	451
25	968	566	361
26	646	441	187
27	931	517	346
28	731	396	301
29	770	411	302
AVCB01	4,506	2,067	2,244
AVCB02	7,138	3,321	3,534
AVCB03	834	391	412
AVCB04	89	53	33
	38,392	21,903	14,958

ST. CLAIR SHORES

01	1,160	768	336
02	1,030	724	268
03	981	693	247
04	798	588	184
05	1,294	934	307
06	1,164	785	316
07	849	605	228
08	1,107	737	321
09	574	386	160
10	1,282	889	337
11	567	411	139
12	1,248	883	321
13	1,317	914	329
14	621	411	181
15	1,317	933	323
16	1,157	803	326
17	1,294	876	365
18	1,021	736	244
19	898	627	230
20	586	401	159
21	957	688	230
22	892	630	228
23	1,111	786	282
24	1,114	779	296
AVCB01	3,204	1,637	1,393
AVCB02	2,324	1,162	1,030
AVCB03	1,618	838	709
AVCB04	4,240	2,051	1,996
	35,725	22,675	11,485

STERLING HEIGHTS

01	852	506	302
02	970	583	334
03	1,035	662	320
04	1,431	879	482
05	943	572	317

06	1,116	676	403
08	523	298	184
09	932	533	348
10	904	547	314
11	994	588	348
12	695	403	258
13	329	205	105
14	251	150	94
15	918	529	309
16	744	459	223
17	737	421	278
18	899	518	311
19	808	450	301
20	1,028	668	325
21	701	455	215
22	587	379	194
23	614	376	212
24	688	432	234
25	1,020	554	383
26	912	512	349
27	1,021	620	321
28	916	616	249
29	721	486	210
30	934	533	355
31	985	617	327
32	1,221	737	426
33	941	613	304
34	1,063	652	370
35	671	458	192
36	557	414	118
37	760	411	296
38	1,029	576	402
39	903	668	217
40	1,124	671	404
41	1,381	884	458
42	419	287	116
43	1,110	754	315
44	667	423	206
45	791	523	237
46	1,079	669	340
47	520	317	181
48	703	419	259
49	805	517	267
50	1,293	762	465
51	799	394	311
52	1,043	547	418
AVCB01	1,576	764	729
AVCB02	419	179	226

AVCB03	134	73	57
AVCB04	158	85	67
AVCB05	277	119	152
AVCB06	4,166	2,059	1,942
AVCB07	2,804	1,307	1,375
AVCB08	3,420	1,649	1,628
AVCB09	4,018	1,993	1,851
	61,059	35,151	22,934

UTICA

01	342	256	70
02	720	437	252
03	747	484	227
AVCB01	597	298	262
	2,406	1,475	811

WARREN

01	537	406	95
02	563	411	114
03	489	345	113
04	806	604	157
06	375	273	92
08	531	368	127
10	777	522	196
11	412	288	86
12	527	378	126
13	659	417	192
15	389	289	76
16	423	300	97
17	441	342	78
18	457	339	95
20	435	327	85
21	386	288	77
22	325	232	75
23	426	320	85
24	667	493	140
26	434	311	91
27	229	158	62
28	301	227	60
29	1,006	698	268
32	471	352	97
33	411	308	90
34	687	533	129
36	669	478	150
37	487	343	113
38	453	339	79
39	416	287	114
40	432	301	110
41	444	293	114
42	694	462	190
43	132	97	26

45	478	323	121
46	685	448	200
47	276	178	82
48	644	436	197
49	404	272	113
50	716	471	219
52	614	437	143
53	744	471	229
55	449	303	130
56	496	305	179
58	841	548	262
60	547	359	165
61	649	385	217
62	528	325	170
63	532	356	153
64	562	374	166
66	464	306	146
67	598	369	202
68	600	373	176
69	571	350	178
70	740	498	204
71	456	289	145
72	428	254	142
72A	551	387	139
73	561	337	182
74	897	559	287
76	718	459	224
78	504	322	154
80	559	358	157
81	412	267	117
82	633	374	219
84	831	530	256
85	627	378	202
86	933	543	330
88	412	266	128
90	593	396	159
92	354	214	129
93	793	505	231
94	717	446	217
96	456	275	162
97	529	320	165
98	362	204	142
99	320	189	111
99A	490	290	180
100	438	289	124
101	506	337	151
102	469	308	149
103	543	354	166

105	676	444	192
106	571	330	195
108	775	495	241
109	706	437	214
110	688	434	216
AVCB01	2,161	1,061	985
AVCB02	745	416	299
AVCB03	283	154	116
AVCB04	1,386	634	682
AVCB05	3,002	1,385	1,457
AVCB06	1,351	620	671
AVCB07	3,223	1,439	1,658
AVCB08	2,171	999	1,088
AVCB09	825	395	400
	62,684	38,709	20,633
WASHINGTON TOWNSHIP			
01	689	479	179
02	1,023	617	365
03	936	544	347
04	1,048	701	279
05	971	553	373
06	785	453	308
07	993	576	379
08	813	508	271
09	1,258	691	509
AVCB01	4,894	2,371	2,335
	13,410	7,493	5,345
TOTALS			
	422,358	257,420	146,483

■ Yellow in the TOTALS column means precinct hasn't reported

These same results may also be obtained via:

- > Election Telephone Hotline: 586.469.5209
- > 24-Hour Fax (Within MI): 1.888.99.CLERK (request document number 6700)
- > 24-Hour Fax (Outside of MI): 1.310.575.5035 (request document number 6700)



Election Results

Statewide Proposal 08-2

A proposal to amend the State Constitution to address human embryo and human embryonic stem cell research in Michigan

official results, updated November 19, 3:06 PM

[Race List](#) | [Race Summary](#) | [Race Details](#) | [Race Details \(Printer Friendly\)](#)

	POLL BOOK TOTALS	Yes	No
ARMADA TOWNSHIP			
01	1,259	605	619
02	842	352	463
AVCB01	852	369	463
	2,953	1,326	1,545
BRUCE TOWNSHIP			
01	738	379	326
02	1,208	544	624
03	754	404	327
04	796	372	402
AVCB01	1,525	679	796
	5,021	2,378	2,475
CENTER LINE			
01	733	355	329
02	492	226	240
03	940	467	429
04	479	265	191
05	486	256	204
AVCB01	890	431	413
	4,020	2,000	1,806
CHESTERFIELD CHARTER TOWNSHIP			

■ Yellow in the TOTALS column means precinct hasn't reported

These same results may also be obtained via:

- > Election Telephone Hotline: 586.469.5209
- > 24-Hour Fax (Within MI): 1.888.99.CLERK (request document number 6700)
- > 24-Hour Fax (Outside of MI): 1.310.575.5035 (request document number 6700)



Election Results

Statewide Proposal 08-2

A proposal to amend the State Constitution to address human embryo and human embryonic stem cell research in Michigan

official results, updated November 19, 3:06 PM

[Race List](#) | [Race Summary](#) | [Race Details](#) | [Race Details \(Printer Friendly\)](#)

	POLL BOOK TOTALS	Yes	No
ARMADA TOWNSHIP			
01	1,259	605	619
02	842	352	463
AVCB01	852	369	463
	2,953	1,326	1,545
BRUCE TOWNSHIP			
01	738	379	326
02	1,208	544	624
03	754	404	327
04	796	372	402
AVCB01	1,525	679	796
	5,021	2,378	2,475
CENTER LINE			
01	733	355	329
02	492	226	240
03	940	467	429
04	479	265	191
05	486	256	204
AVCB01	890	431	413
	4,020	2,000	1,806
CHESTERFIELD CHARTER TOWNSHIP			
01	1,008	491	484
02	1,078	535	498
03	1,403	768	584
04	314	162	146
05	857	457	371
06	968	542	388
07	1,072	623	425
08	975	559	382
09	1,109	604	471
10	831	444	360
11	874	488	352
12	534	296	220
13	1,064	570	475
14	604	314	262
15			

	517	281	199
16	530	288	224
17	214	117	92
18	1,190	673	483
19	350	200	140
20	706	376	310
AVCB01	1,312	631	639
AVCB02	2,195	1,126	980
AVCB03	1,905	948	881
	21,610	11,493	9,366

CLINTON TOWNSHIP

01	647	328	288
02	361	179	169
03	929	509	389
04	632	351	256
05	886	404	402
06	849	412	402
07	449	230	210
08	741	397	322
09	554	263	265
10	632	292	328
11	707	345	334
12	490	268	201
13	864	424	421
14	370	207	150
15	748	346	375
16	697	332	334
17	1,026	578	387
18	757	384	343
19	474	227	238
20	842	458	333
21	394	217	160
22	946	537	374
23	978	475	478
24	568	273	277
25	808	432	357
26	897	467	396
27	612	304	288
28	596	295	259
29	964	506	418
30	775	424	324
31	1,053	583	436
32	507	252	234
33	1,223	641	533
34	794	467	295
35	908	449	419
36	1,007	527	446
37	1,018	537	423
38			

	702	394	289
39	588	297	272
40	922	468	406
41	829	413	369
42	1,139	620	466
43	270	130	130
44	973	504	439
45	809	440	345
46	579	318	239
AVCB01	4,394	2,009	2,185
AVCB02	2,028	946	992
AVCB03	3,806	1,696	1,961
AVCB04	840	395	402
AVCB05	764	354	366
AVCB06	768	293	435
AVCB07	1,316	588	663
AVCB08	1,649	718	862
	50,079	24,903	23,085

EASTPOINTE

01	1,007	517	438
02	761	424	308
03	1,032	548	464
04	1,085	625	436
05	985	512	443
06	748	423	291
07	1,111	613	437
08	912	532	331
09	880	477	362
10	754	404	325
11	805	458	326
12	933	491	403
13	811	414	366
14	1,179	650	471
AVCB01	2,869	1,364	1,348
AVCB02	466	208	231
	16,338	8,660	6,980

FRASER

01	737	388	308
02	989	453	489
03	1,149	588	501
04	979	496	424
05	339	183	142
06	1,062	512	508
07	578	308	247
AVCB01	1,335	578	684
AVCB02	830	345	456
	7,998	3,851	3,759

HARRISON CHARTER TOWNSHIP

01	961	510	413
----	-----	-----	-----

02	670	394	249
03	784	446	305
04	1,269	705	515
05	908	524	369
06	1,232	678	509
07	999	521	454
08	265	143	107
09	554	312	229
10	672	358	295
11	799	473	312
12	373	201	148
AVCB01	4,196	2,173	1,879
	13,682	7,438	5,784

LAKE TOWNSHIP

01	40	21	18
	40	21	18

LENOX TOWNSHIP

01	603	278	302
02	990	484	481
03	1,010	563	407
04	565	288	263
AVCB01	1,176	475	627
	4,344	2,088	2,080

MACOMB TOWNSHIP

01	839	428	376
02	897	459	408
03	925	474	424
04	1,104	555	511
05	828	408	392
06	792	421	330
07	864	446	388
08	877	449	390
09	835	390	406
10	843	457	340
11	1,154	577	534
12	786	413	343
13	987	493	464
14	1,066	538	498
15	858	432	384
16	1,302	641	608
17	1,107	563	493
18	772	429	313
19	634	342	266
20	1,038	550	448
21	952	508	401
22	864	436	390
23	656	326	312
24	625	303	300

25	775	432	298
26	600	324	250
27	602	309	272
28	602	310	259
29	911	526	352
30	959	469	439
31	351	171	165
32	954	448	446
33	643	321	298
34	861	429	390
35	620	354	245
AVCB01	4,539	2,015	2,375
AVCB02	5,249	2,550	2,527
	39,271	19,696	18,035

MEMPHIS

01	398	163	218
	398	163	218

MT. CLEMENS

01	687	352	288
02	828	476	317
03	735	382	319
04	701	349	307
05	672	321	264
06	735	379	310
08	616	316	274
09	877	441	414
AVCB01	1,924	901	911
	7,775	3,917	3,404

NEW BALTIMORE

01	751	400	323
02	592	297	267
03	1,266	667	564
04	980	510	433
05	994	551	418
AVCB01	1,530	783	701
	6,113	3,208	2,706

RAY TOWNSHIP

01	643	264	347
02	860	367	454
AVCB01	635	238	376
	2,138	869	1,177

RICHMOND TOWNSHIP

01	892	355	506
02	1,025	454	545
	1,917	809	1,051

RICHMOND CITY

01	1,167	585	542
02	989	501	452
AVCB01	749	355	370

	2,905	1,441	1,364
ROSEVILLE			
01	576	299	261
02	677	379	270
03	1,017	550	413
04	606	316	261
05	1,147	587	498
06	900	443	407
07	604	325	242
08	998	518	433
09	756	387	336
10	561	306	223
11	553	282	251
12	713	391	295
13	574	310	247
14	859	479	334
15	1,194	658	465
16	1,307	695	558
17	808	434	345
18	831	444	333
19	574	297	266
20	675	333	305
21	1,078	547	475
AVCB01	3,291	1,474	1,644
AVCB02	1,781	774	940
	22,080	11,228	9,802
SHELBY TOWNSHIP			
01	1,318	649	621
02	1,095	508	553
03	669	337	307
04	874	427	414
05	1,187	634	506
06	1,013	595	381
07	877	428	427
08	540	256	256
09	869	452	376
10	772	392	361
11	990	496	447
12	676	327	332
13	519	255	250
14	1,019	500	489
15	553	246	291
16	1,109	534	542
17	1,488	802	641
18	662	345	293
19	720	347	341
20	618	315	256
21	775	412	322
22			

	1,179	593	543
23	1,054	496	513
24	1,203	601	561
25	968	457	474
26	646	347	277
27	931	452	420
28	731	349	360
29	770	354	368
AVCB01	4,506	1,985	2,338
AVCB02	7,138	3,265	3,611
AVCB03	834	374	424
AVCB04	89	43	43
	38,392	18,573	18,338

ST. CLAIR SHORES

01	1,160	646	465
02	1,030	558	439
03	981	533	408
04	798	468	300
05	1,294	681	562
06	1,164	638	462
07	849	486	342
08	1,107	558	495
09	574	320	224
10	1,282	727	505
11	567	332	214
12	1,248	727	475
13	1,317	725	522
14	621	339	256
15	1,317	715	547
16	1,157	607	521
17	1,294	696	553
18	1,021	575	400
19	898	471	382
20	586	297	265
21	957	512	401
22	892	473	386
23	1,111	610	449
24	1,114	607	464
AVCB01	3,204	1,534	1,522
AVCB02	2,324	1,073	1,133
AVCB03	1,618	791	769
AVCB04	4,240	1,944	2,138
	35,725	18,643	15,599

STERLING HEIGHTS

01	852	439	368
02	970	488	430
03	1,035	541	437
04	1,431	740	620
05	943	485	402

06	1,116	562	519
08	523	245	240
09	932	455	425
10	904	441	427
11	994	523	414
12	695	345	315
13	329	164	145
14	251	130	115
15	918	426	423
16	744	389	296
17	737	335	365
18	899	463	378
19	808	357	397
20	1,028	546	451
21	701	386	285
22	587	287	284
23	614	312	278
24	688	339	325
25	1,020	470	459
26	912	422	440
27	1,021	521	433
28	916	485	383
29	721	407	286
30	934	446	440
31	985	501	443
32	1,221	579	576
33	941	508	406
34	1,063	512	499
35	671	356	291
36	557	319	208
37	760	347	368
38	1,029	514	467
39	903	450	429
40	1,124	556	525
41	1,381	753	586
42	419	254	151
43	1,110	569	497
44	667	336	291
45	791	378	380
46	1,079	519	486
47	520	275	223
48	703	367	301
49	805	394	391
50	1,293	649	582
51	799	374	337
52	1,043	538	432
AVCB01	1,576	750	762
AVCB02	419	176	230

AVCB03	134	66	64
AVCB04	158	67	84
AVCB05	277	121	149
AVCB06	4,166	1,937	2,056
AVCB07	2,804	1,302	1,377
AVCB08	3,420	1,512	1,763
AVCB09	4,018	1,962	1,903
	61,059	30,090	28,037

UTICA

01	342	183	142
02	720	322	369
03	747	403	299
AVCB01	597	271	290
	2,406	1,179	1,100

WARREN

01	537	289	213
02	563	308	216
03	489	277	183
04	806	443	314
06	375	215	152
08	531	248	241
10	777	419	295
11	412	209	167
12	527	269	237
13	659	340	267
15	389	213	148
16	423	230	163
17	441	225	191
18	457	237	197
20	435	234	174
21	386	203	160
22	325	145	161
23	426	222	180
24	667	367	269
26	434	227	174
27	229	134	87
28	301	174	114
29	1,006	522	448
32	471	262	180
33	411	235	163
34	687	375	284
36	669	359	270
37	487	252	203
38	453	228	187
39	416	210	194
40	432	207	198
41	444	239	171
42	694	359	295
43	132	86	37

45	478	260	185
46	685	348	303
47	276	125	137
48	644	338	285
49	404	206	179
50	716	360	334
52	614	328	246
53	744	340	362
55	449	210	224
56	496	237	247
58	841	413	400
60	547	285	237
61	649	341	269
62	528	272	228
63	532	290	214
64	562	303	238
66	464	239	212
67	598	302	265
68	600	296	257
69	571	273	254
70	740	368	330
71	456	231	201
72	428	207	190
72A	551	305	221
73	561	269	252
74	897	457	391
76	718	372	310
78	504	253	225
80	559	272	240
81	412	222	160
82	633	302	289
84	831	431	353
85	627	312	271
86	933	458	418
88	412	229	167
90	593	298	252
92	354	157	184
93	793	400	334
94	717	359	308
96	456	203	234
97	529	245	247
98	362	167	177
99	320	153	146
99A	490	261	209
100	438	223	189
101	506	277	207
102	469	222	231
103	543	261	258

105	676	368	268
106	571	287	240
108	775	373	367
109	706	343	311
110	688	370	280
AVCB01	2,161	966	1,080
AVCB02	745	349	360
AVCB03	283	130	141
AVCB04	1,386	624	696
AVCB05	3,002	1,389	1,456
AVCB06	1,351	541	748
AVCB07	3,223	1,336	1,745
AVCB08	2,171	903	1,168
AVCB09	825	349	446
	62,684	30,970	28,309
WASHINGTON TOWNSHIP			
01	689	358	298
02	1,023	515	456
03	936	418	479
04	1,048	511	465
05	971	457	477
06	785	381	378
07	993	485	468
08	813	418	368
09	1,258	574	626
AVCB01	4,894	2,234	2,483
	13,410	6,351	6,498
TOTALS			
	422,358	211,295	192,536

■ Yellow in the TOTALS column means precinct hasn't reported

These same results may also be obtained via:

- > Election Telephone Hotline: 586.469.5209
- > 24-Hour Fax (Within MI): 1.888.99.CLERK (request document number 6700)
- > 24-Hour Fax (Outside of MI): 1.310.575.5035 (request document number 6700)



Election Results

Macomb County Veterans' Millage

official results, updated November 19, 3:06 PM

[Race List](#) | [Race Summary](#) | [Race Details](#) | [Race Details \(Printer Friendly\)](#)

	POLL BOOK TOTALS	Yes	No
ARMADA TOWNSHIP			
01	1,259	699	409
02	842	462	258
AVCB01	852	503	278
	2,953	1,664	945
BRUCE TOWNSHIP			
01	738	461	212
02	1,208	616	393
03	754	450	184
04	796	456	265
AVCB01	1,525	941	450
	5,021	2,924	1,504
CENTER LINE			
01	733	419	219
02	492	327	105
03	940	596	256
04	479	318	119
05	486	345	80
AVCB01	890	664	169
	4,020	2,669	948
CHESTERFIELD CHARTER TOWNSHIP			

■ Yellow in the TOTALS column means precinct hasn't reported

These same results may also be obtained via:

- > Election Telephone Hotline: 586.469.5209
- > 24-Hour Fax (Within MI): 1.888.99.CLERK (request document number 6700)
- > 24-Hour Fax (Outside of MI): 1.310.575.5035 (request document number 6700)



Election Results

Macomb County Veterans' Millage

official results, updated November 19, 3:06 PM

[Race List](#) | [Race Summary](#) | [Race Details](#) | [Race Details \(Printer Friendly\)](#)

	POLL BOOK TOTALS	Yes	No
ARMADA TOWNSHIP			
01	1,259	699	409
02	842	462	258
AVCB01	852	503	278
	2,953	1,664	945
BRUCE TOWNSHIP			
01	738	461	212
02	1,208	616	393
03	754	450	184
04	796	456	265
AVCB01	1,525	941	450
	5,021	2,924	1,504
CENTER LINE			
01	733	419	219
02	492	327	105
03	940	596	256
04	479	318	119
05	486	345	80
AVCB01	890	664	169
	4,020	2,669	948
CHESTERFIELD CHARTER TOWNSHIP			
01	1,008	618	321
02	1,078	639	356
03	1,403	805	468
04	314	184	111
05	857	532	261
06	968	546	327
07	1,072	611	390
08	975	511	376
09	1,109	646	374
10	831	494	269
11	874	536	247
12	534	305	178
13	1,064	552	423
14	604	324	235
15	517	335	109
16	530	322	164

17	214	128	67
18	1,190	761	331
19	350	216	105
20	706	415	247
AVCB01	1,312	784	456
AVCB02	2,195	1,366	696
AVCB03	1,905	1,095	696
	21,610	12,725	7,207

CLINTON TOWNSHIP

01	647	374	206
02	361	240	92
03	929	595	266
04	632	459	113
05	886	467	265
06	849	524	251
07	449	296	130
08	741	482	210
09	554	356	151
10	632	403	191
11	707	421	236
12	490	315	129
13	864	531	274
14	370	257	87
15	748	471	210
16	697	444	170
17	1,026	643	265
18	757	446	232
19	474	285	165
20	842	549	207
21	394	266	90
22	946	621	238
23	978	568	331
24	568	346	178
25	808	538	221
26	897	545	264
27	612	343	216
28	596	361	159
29	964	582	296
30	775	502	214
31	1,053	619	326
32	507	280	181
33	1,223	759	332
34	794	489	220
35	908	549	264
36	1,007	590	297
37	1,018	591	308
38	702	427	224
39	588	348	190
40			

	922	545	271
41	829	475	249
42	1,139	691	319
43	270	156	91
44	973	593	299
45	809	486	263
46	579	363	150
AVCB01	4,394	2,896	1,241
AVCB02	2,028	1,393	511
AVCB03	3,806	2,499	1,073
AVCB04	840	590	196
AVCB05	764	481	218
AVCB06	768	489	218
AVCB07	1,316	824	402
AVCB08	1,649	1,032	504
	50,079	31,395	14,404

EASTPOINTE

01	1,007	594	293
02	761	459	232
03	1,032	623	298
04	1,085	698	301
05	985	627	270
06	748	437	219
07	1,111	615	374
08	912	498	308
09	880	525	249
10	754	465	227
11	805	496	238
12	933	565	265
13	811	496	236
14	1,179	669	367
AVCB01	2,869	1,833	805
AVCB02	466	325	108
	16,338	9,925	4,790

FRASER

01	737	455	198
02	989	598	287
03	1,149	738	289
04	979	655	204
05	339	232	74
06	1,062	587	370
07	578	359	157
AVCB01	1,335	917	334
AVCB02	830	600	170
	7,998	5,141	2,083

HARRISON CHARTER TOWNSHIP

01	961	617	261
02	670	421	170
03	784	505	214

04	1,269	776	385
05	908	548	307
06	1,232	753	370
07	999	651	272
08	265	199	45
09	554	322	195
10	672	428	200
11	799	529	201
12	373	235	95
AVCB01	4,196	2,792	1,185
	13,682	8,776	3,900

LAKE TOWNSHIP

01	40	25	12
	40	25	12

LENOX TOWNSHIP

01	603	320	201
02	990	571	257
03	1,010	615	308
04	565	351	179
AVCB01	1,176	705	334
	4,344	2,562	1,279

MACOMB TOWNSHIP

01	839	455	284
02	897	546	263
03	925	494	352
04	1,104	685	340
05	828	486	273
06	792	494	212
07	864	501	292
08	877	530	256
09	835	438	311
10	843	563	195
11	1,154	665	381
12	786	451	260
13	987	547	343
14	1,066	623	350
15	858	477	298
16	1,302	678	477
17	1,107	566	429
18	772	545	168
19	634	402	168
20	1,038	561	378
21	952	500	349
22	864	493	280
23	656	392	220
24	625	369	209
25	775	422	268
26	600	320	217

27	602	308	246
28	602	325	226
29	911	511	317
30	959	524	340
31	351	201	117
32	954	472	364
33	643	383	201
34	861	450	327
35	620	349	224
AVCB01	4,539	2,878	1,440
AVCB02	5,249	3,418	1,590
	39,271	23,022	12,965

MEMPHIS

01	398	241	125
	398	241	125

MT. CLEMENS

01	687	432	183
02	828	565	200
03	735	498	171
04	701	472	151
05	672	447	114
06	735	493	170
08	616	425	130
09	877	581	236
AVCB01	1,924	1,334	454
	7,775	5,247	1,809

NEW BALTIMORE

01	751	462	236
02	592	417	123
03	1,266	769	402
04	980	643	259
05	994	604	317
AVCB01	1,530	1,051	417
	6,113	3,946	1,754

RAY TOWNSHIP

01	643	333	227
02	860	399	293
AVCB01	635	389	196
	2,138	1,121	716

RICHMOND TOWNSHIP

01	892	544	273
02	1,025	599	349
	1,917	1,143	622

RICHMOND CITY

01	1,167	703	352
02	989	608	281
AVCB01	749	497	222
	2,905	1,808	855

ROSEVILLE

01	576	372	172
02	677	439	180
03	1,017	653	252
04	606	362	182
05	1,147	708	321
06	900	564	244
07	604	377	157
08	998	615	301
09	756	438	257
10	561	341	155
11	553	326	171
12	713	424	223
13	574	366	172
14	859	498	277
15	1,194	778	297
16	1,307	817	377
17	808	498	236
18	831	494	246
19	574	338	191
20	675	406	203
21	1,078	626	326
AVCB01	3,291	2,191	844
AVCB02	1,781	1,187	490
	22,080	13,818	6,274

SHELBY TOWNSHIP

01	1,318	712	464
02	1,095	680	312
03	669	394	213
04	874	520	269
05	1,187	652	417
06	1,013	646	279
07	877	511	288
08	540	306	181
09	869	524	238
10	772	474	229
11	990	615	263
12	676	413	211
13	519	322	152
14	1,019	578	349
15	553	317	195
16	1,109	596	426
17	1,488	779	564
18	662	415	180
19	720	397	252
20	618	384	154
21	775	447	222
22	1,179	630	452
23	1,054	567	374
24			

	1,203	702	393
25	968	543	338
26	646	443	144
27	931	542	264
28	731	424	231
29	770	382	297
AVCB01	4,506	2,914	1,305
AVCB02	7,138	4,439	2,273
AVCB03	834	459	316
AVCB04	89	46	37
	38,392	22,773	12,282

ST. CLAIR SHORES

01	1,160	693	346
02	1,030	670	273
03	981	626	262
04	798	513	211
05	1,294	781	375
06	1,164	713	328
07	849	550	241
08	1,107	712	277
09	574	393	130
10	1,282	839	329
11	567	364	152
12	1,248	790	343
13	1,317	785	398
14	621	410	147
15	1,317	876	327
16	1,157	797	276
17	1,294	869	320
18	1,021	692	230
19	898	564	229
20	586	366	171
21	957	611	249
22	892	580	240
23	1,111	733	285
24	1,114	762	265
AVCB01	3,204	2,136	837
AVCB02	2,324	1,597	574
AVCB03	1,618	1,098	434
AVCB04	4,240	2,909	1,100
	35,725	23,429	9,349

STERLING HEIGHTS

01	852	523	252
02	970	597	268
03	1,035	629	292
04	1,431	851	452
05	943	557	283
06	1,116	657	349
08	523	274	174

09	932	518	324
10	904	553	258
11	994	576	304
12	695	430	207
13	329	206	89
14	251	147	90
15	918	512	286
16	744	418	216
17	737	417	231
18	899	488	294
19	808	418	293
20	1,028	662	280
21	701	453	189
22	587	372	164
23	614	381	184
24	688	430	207
25	1,020	558	319
26	912	491	313
27	1,021	568	312
28	916	574	243
29	721	438	210
30	934	540	295
31	985	591	293
32	1,221	714	374
33	941	618	245
34	1,063	662	295
35	671	423	197
36	557	387	105
37	760	434	236
38	1,029	553	374
39	903	620	212
40	1,124	693	320
41	1,381	832	438
42	419	282	103
43	1,110	694	323
44	667	385	199
45	791	494	219
46	1,079	612	337
47	520	342	137
48	703	430	203
49	805	530	209
50	1,293	746	439
51	799	368	279
52	1,043	543	376
AVCB01	1,576	1,045	420
AVCB02	419	290	114
AVCB03	134	96	31
AVCB04	158	97	50

AVCB05	277	184	87
AVCB06	4,166	2,752	1,149
AVCB07	2,804	1,840	781
AVCB08	3,420	2,216	1,009
AVCB09	4,018	2,713	1,064
	61,059	37,424	17,996

UTICA

01	342	227	83
02	720	384	270
03	747	439	220
AVCB01	597	417	135
	2,406	1,467	708

WARREN

01	537	338	128
02	563	354	135
03	489	330	117
04	806	505	194
06	375	251	87
08	531	331	139
10	777	483	180
11	412	236	110
12	527	336	144
13	659	362	179
15	389	261	82
16	423	272	104
17	441	294	109
18	457	287	121
20	435	287	94
21	386	242	98
22	325	224	68
23	426	280	96
24	667	441	141
26	434	282	106
27	229	164	47
28	301	198	67
29	1,006	598	321
32	471	307	98
33	411	298	75
34	687	463	158
36	669	444	147
37	487	304	121
38	453	290	104
39	416	274	107
40	432	286	100
41	444	265	108
42	694	424	183
43	132	90	25
45	478	326	89
46	685	427	181

47	276	187	60
48	644	426	178
49	404	267	101
50	716	468	189
52	614	400	139
53	744	452	188
55	449	285	126
56	496	331	125
58	841	519	240
60	547	347	141
61	649	405	163
62	528	327	127
63	532	349	127
64	562	371	133
66	464	294	130
67	598	368	169
68	600	327	182
69	571	318	173
70	740	461	190
71	456	264	137
72	428	243	119
72A	551	362	136
73	561	329	160
74	897	509	262
76	718	436	200
78	504	296	147
80	559	323	157
81	412	258	107
82	633	367	185
84	831	470	259
85	627	377	165
86	933	493	312
88	412	266	110
90	593	353	167
92	354	209	106
93	793	477	212
94	717	423	198
96	456	276	131
97	529	302	145
98	362	215	109
99	320	186	82
99A	490	310	127
100	438	272	106
101	506	313	139
102	469	305	118
103	543	321	154
105	676	445	156
106	571	360	127

108	775	472	206
109	706	448	169
110	688	432	174
AVCB01	2,161	1,487	529
AVCB02	745	503	187
AVCB03	283	208	58
AVCB04	1,386	930	354
AVCB05	3,002	1,993	814
AVCB06	1,351	962	298
AVCB07	3,223	2,200	827
AVCB08	2,171	1,492	545
AVCB09	825	536	243
	62,684	39,879	16,181
WASHINGTON TOWNSHIP			
01	689	437	172
02	1,023	551	275
03	936	489	287
04	1,048	568	254
05	971	489	281
06	785	408	250
07	993	506	368
08	813	420	244
09	1,258	636	435
AVCB01	4,894	3,015	1,422
	13,410	7,519	3,988
TOTALS			
	422,358	260,643	122,696

■ Yellow in the TOTALS column means precinct hasn't reported

These same results may also be obtained via:

- > Election Telephone Hotline: 586.469.5209
- > 24-Hour Fax (Within MI): 1.888.99.CLERK (request document number 6700)
- > 24-Hour Fax (Outside of MI): 1.310.575.5035 (request document number 6700)



Election Results

Chesterfield Township Fire Millage

official results, updated November 19, 3:06 PM

[Race List](#) | [Race Summary](#) | [Race Details](#) | [Race Details \(Printer Friendly\)](#)

	POLL BOOK TOTALS	Yes	No
CHESTERFIELD CHARTER TOWNSHIP			
01	1,008	568	379
02	1,078	570	441
03	1,403	731	567
04	314	152	143
05	857	489	330
06	968	535	374
07	1,072	561	462
08	975	469	430
09	1,109	586	455
10	831	425	356
11	874	467	330
12	534	297	198
13	1,064	561	427
14	604	290	275
15	517	333	121
16	530	292	208
17	214	126	75
18	1,190	822	291
19	350	163	165
20	706	360	308

■ Yellow in the TOTALS column means precinct hasn't reported

These same results may also be obtained via:

- > Election Telephone Hotline: 586.469.5209
- > 24-Hour Fax (Within MI): 1.888.99.CLERK (request document number 6700)
- > 24-Hour Fax (Outside of MI): 1.310.575.5035 (request document number 6700)



Election Results

Chesterfield Township Fire Millage

official results, updated November 19, 3:06 PM

[Race List](#) | [Race Summary](#) | [Race Details](#) | [Race Details \(Printer Friendly\)](#)

	POLL BOOK TOTALS	Yes	No
CHESTERFIELD CHARTER TOWNSHIP			
01	1,008	568	379
02	1,078	570	441
03	1,403	731	567
04	314	152	143
05	857	489	330
06	968	535	374
07	1,072	561	462
08	975	469	430
09	1,109	586	455
10	831	425	356
11	874	467	330
12	534	297	198
13	1,064	561	427
14	604	290	275
15	517	333	121
16	530	292	208
17	214	126	75
18	1,190	822	291
19	350	163	165
20	706	360	308
AVCB01	1,312	659	583
AVCB02	2,195	1,157	926
AVCB03	1,905	849	958
	21,610	11,462	8,802
TOTALS			
	21,610	11,462	8,802

■ Yellow in the TOTALS column means precinct hasn't reported

These same results may also be obtained via:

- > Election Telephone Hotline: 586.469.5209
- > 24-Hour Fax (Within MI): 1.888.99.CLERK (request document number 6700)
- > 24-Hour Fax (Outside of MI): 1.310.575.5035 (request document number 6700)



Election Results

Eastpointe Charter Amendment - Proposal A

official results, updated November 19, 3:06 PM

[Race List](#) | [Race Summary](#) | [Race Details](#) | [Race Details \(Printer Friendly\)](#)

	POLL BOOK TOTALS	Yes	No
EASTPOINTE			
01	1,007	535	290
02	761	429	210
03	1,032	548	319
04	1,085	621	302
05	985	544	316
06	748	413	207
07	1,111	600	347
08	912	507	283
09	880	457	270
10	754	419	216
11	805	417	255
12	933	522	260
13	811	452	226
14	1,179	631	340
AVCB01	2,869	1,600	848
AVCB02	466	271	128
	16,338	8,966	4,817
TOTALS			
	16,338	8,966	4,817

■ Yellow in the TOTALS column means precinct hasn't reported

These same results may also be obtained via:

- > Election Telephone Hotline: 586.469.5209
- > 24-Hour Fax (Within MI): 1.888.99.CLERK (request document number 6700)
- > 24-Hour Fax (Outside of MI): 1.310.575.5035 (request document number 6700)



Election Results

Eastpointe Charter Amendment - Proposal A

official results, updated November 19, 3:06 PM

[Race List](#) | [Race Summary](#) | [Race Details](#) | [Race Details \(Printer Friendly\)](#)

	POLL BOOK TOTALS	Yes	No
EASTPOINTE			
01	1,007	535	290
02	761	429	210
03	1,032	548	319
04	1,085	621	302
05	985	544	316
06	748	413	207
07	1,111	600	347
08	912	507	283
09	880	457	270
10	754	419	216
11	805	417	255
12	933	522	260
13	811	452	226
14	1,179	631	340
AVCB01	2,869	1,600	848
AVCB02	466	271	128
	16,338	8,966	4,817
TOTALS			
	16,338	8,966	4,817

■ Yellow in the TOTALS column means precinct hasn't reported

These same results may also be obtained via:

- > Election Telephone Hotline: 586.469.5209
- > 24-Hour Fax (Within MI): 1.888.99.CLERK (request document number 6700)
- > 24-Hour Fax (Outside of MI): 1.310.575.5035 (request document number 6700)



Election Results

Eastpointe Charter Amendment - Proposal B

official results, updated November 19, 3:06 PM

[Race List](#) | [Race Summary](#) | [Race Details](#) | [Race Details \(Printer Friendly\)](#)

	POLL BOOK TOTALS	Yes	No
EASTPOINTE			
01	1,007	535	286
02	761	444	199
03	1,032	562	316
04	1,085	654	283
05	985	568	294
06	748	425	194
07	1,111	598	350
08	912	501	283
09	880	455	278
10	754	420	223
11	805	431	241
12	933	540	245
13	811	473	215
14	1,179	636	329
AVCB01	2,869	1,608	858
AVCB02	466	282	122
	16,338	9,132	4,716
TOTALS			
	16,338	9,132	4,716

■ Yellow in the TOTALS column means precinct hasn't reported

These same results may also be obtained via:

- > Election Telephone Hotline: 586.469.5209
- > 24-Hour Fax (Within MI): 1.888.99.CLERK (request document number 6700)
- > 24-Hour Fax (Outside of MI): 1.310.575.5035 (request document number 6700)



Election Results

Eastpointe Charter Amendment - Proposal B

official results, updated November 19, 3:06 PM

[Race List](#) | [Race Summary](#) | [Race Details](#) | [Race Details \(Printer Friendly\)](#)

	POLL BOOK TOTALS	Yes	No
EASTPOINTE			
01	1,007	535	286
02	761	444	199
03	1,032	562	316
04	1,085	654	283
05	985	568	294
06	748	425	194
07	1,111	598	350
08	912	501	283
09	880	455	278
10	754	420	223
11	805	431	241
12	933	540	245
13	811	473	215
14	1,179	636	329
AVCB01	2,869	1,608	858
AVCB02	466	282	122
	16,338	9,132	4,716
TOTALS			
	16,338	9,132	4,716

■ Yellow in the TOTALS column means precinct hasn't reported

These same results may also be obtained via:

- > Election Telephone Hotline: 586.469.5209
- > 24-Hour Fax (Within MI): 1.888.99.CLERK (request document number 6700)
- > 24-Hour Fax (Outside of MI): 1.310.575.5035 (request document number 6700)