



Click below for the official results of the November 5, 2002 General Election for Macomb County as the results are tabulated. This site is brought to you by [Macomb County Clerk/Register of Deeds Carmella Sabaugh](#) and the [Macomb Cable Network](#).

Governor

» [Michigan](#)

Secretary of State

» [Michigan](#)

Attorney General

» [Michigan](#)

U.S. Senator

» [Michigan](#)

U.S. House of Representatives

» [District 10](#)

» [District 12](#)

State Senate

» [District 9](#)

» [District 10](#)

» [District 11](#)

State House of Representatives

» [District 24](#)

» [District 25](#)

» [District 28](#)

» [District 30](#)

» [District 31](#)

» [District 32](#)

» [District 33](#)

» [District 36](#)

» [District 42](#)

State Boards

» [State Board of Education](#)

» [Regent of University of Michigan](#)

» [Trustee of Michigan State University](#)

» [Governor of Wayne State University](#)

Macomb Community College

- » [MCC Trustee](#)

County Commission

- » [District 1](#)
- » [District 2](#)
- » [District 3](#)
- » [District 4](#)
- » [District 5](#)
- » [District 6](#)
- » [District 7](#)
- » [District 8](#)
- » [District 9](#)
- » [District 10](#)
- » [District 11](#)
- » [District 12](#)
- » [District 13](#)
- » [District 14](#)
- » [District 15](#)
- » [District 16](#)
- » [District 17](#)
- » [District 18](#)
- » [District 19](#)
- » [District 20](#)
- » [District 21](#)
- » [District 22](#)
- » [District 23](#)
- » [District 24](#)
- » [District 25](#)
- » [District 26](#)

Supreme Court Justice

- » [Incumbent](#)

Court of Appeals Judge

- » [2nd District](#)

Circuit Court Judge

- » [16th Circuit](#) (Incumbent)
- » [16th Circuit](#) (Non-Incumbent)
- » [16th Circuit](#) (New Judgeships)

Probate Court Judge

- » [Non-Incumbent](#)

District Court Judge

- » [37th District](#)
- » [39th District](#)
- » [39th District \(Partial Term\)](#)
- » [40th District](#)

- » [41A District](#)
- » [41B District](#)
- » [42nd District, Division 1](#)

Local Offices

- » [Bruce Twp. Trustee](#)
- » [Harrison Twp. Trustee](#)
- » [Lake Twp. Treasurer](#)
- » [Macomb Twp. Clerk](#)
- » [Ray Twp. Supervisor](#)

State-Wide Proposals

- » [Proposal 02-1: Referendum on Public Act 269 of 2001](#)
- » [Proposal 02-2: Proposal to Authorize Bonds for Sewage Treatment](#)
- » [Proposal 02-3: Collective Bargaining with Binding Arbitration for State Employees](#)
- » [Proposal 02-4: Tobacco Settlement Revenue Reallocation](#)

County-Wide Proposal

- » [Emergency Communications Telephone Surcharge](#)

Local Proposals

- » [Eastpointe Resolution No. 1477](#)
- » [Eastpointe Resolution No. 1478](#)
- » [Roseville Headlee Override Millage Prop.](#)
- » [St. Clair Shores Proposition S](#)
- » [Armada Twp. Trustees Increase](#)
- » [Bruce Twp. Trustees Increase](#)
- » [Harrison Twp. Proposal 1](#)
- » [Harrison Twp. Proposal 2](#)
- » [Harrison Twp. Proposal 3](#)
- » [Shelby Twp. Police Services Millage](#)
- » [Shelby Twp. Pension Millage](#)
- » [Washington Twp. Millage](#)

These same results may also be obtained via:

- Election Telephone Hotline: 810.469.5346.
- 24-Hour Fax (Within MI): 1.888.99.CLERK (request document number 6710).
- 24-Hour Fax (Outside of MI): 1.310.575.5035 (request document number 6710).

www.MCNTV.com

webmaster@mcntv.com

[Click here to return to race list](#)

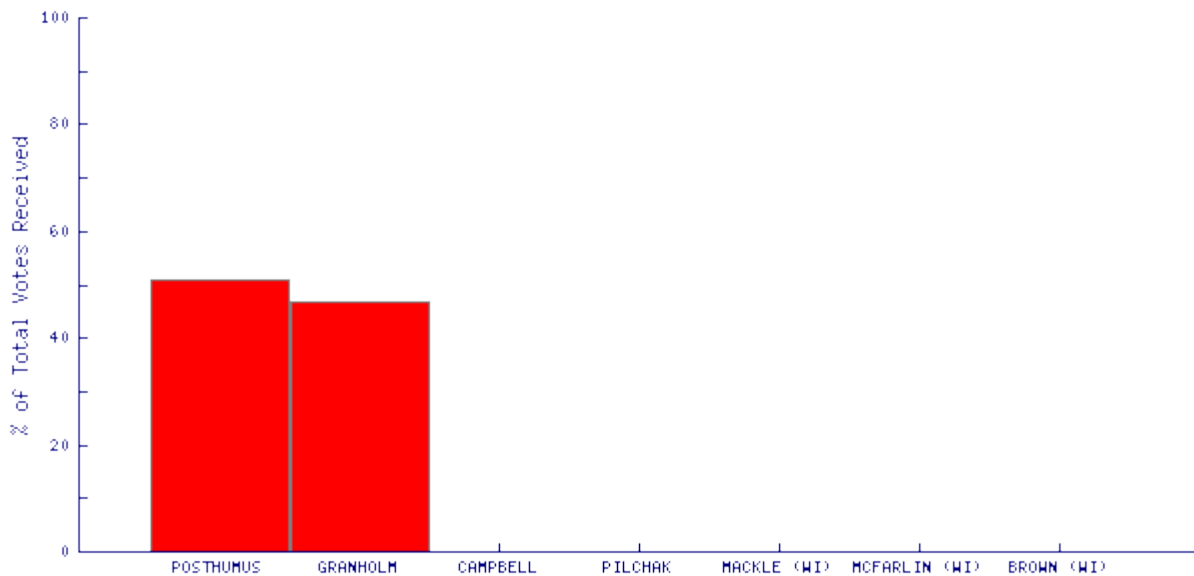
THE 2002 VOTE

Governor

One 4-year term

ONLY Macomb County Official Election Results

View [precinct breakdown](#) or [community totals](#).



DICK POSTHUMUS	REP	132,583	51%
-----------------------	-----	----------------	------------

JENNIFER M. GRANHOLM	DEM	121,065	47%
-----------------------------	-----	----------------	------------

DOUGLAS CAMPBELL	GRN	1,969	0%
-------------------------	-----	--------------	-----------

JOSEPH M. PILCHAK	UST	1,113	0%
--------------------------	-----	--------------	-----------

DON MACKLE (WI)	NPA	0	0%
------------------------	-----	----------	-----------

MARK ANTHONY MCFARLIN (WI)	NPA	0	0%
-----------------------------------	-----	----------	-----------

100.0% of precincts reporting.

These same results may also be obtained via:

- Election Telephone Hotline: 586.469.5209.
- 24-Hour Fax (Within MI): 1.888.99.CLERK (request document number 6710).
- 24-Hour Fax (Outside of MI): 1.310.575.5035 (request document number 6710).

www.MCNTV.com

webmaster@mcntv.com

[Click here to return to race list](#)

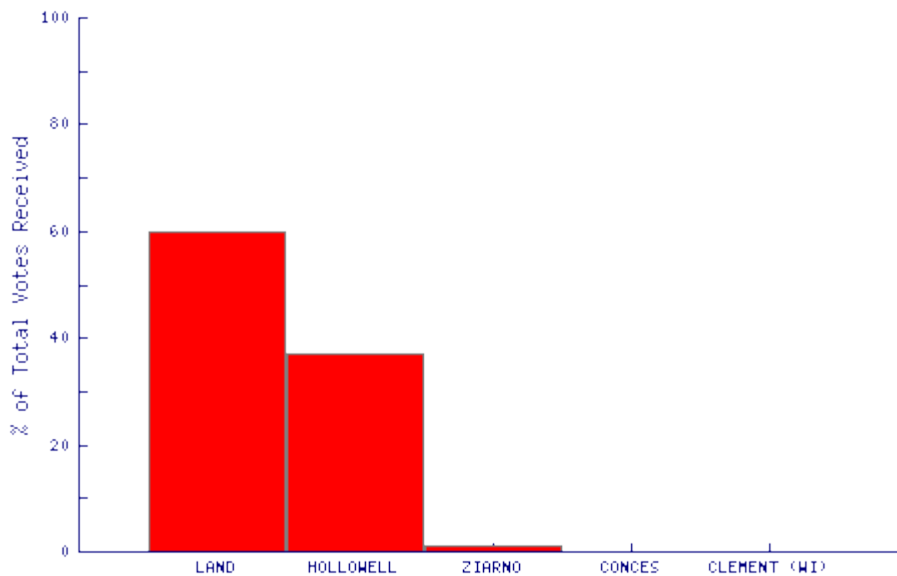
THE 2002 VOTE

Secretary of State

One 4-year term

ONLY Macomb County Official Election Results

View [precinct breakdown](#) or [community totals](#).



TERRI LYNN LAND REP **149,674** **60%**

MELVIN BUTCH HOLLOWELL DEM **93,884** **37%**

RAY ZIARNO GRN **2,774** **1%**

CHARLES F. CONCES UST **2,424** **0%**

RICHARD CARL CLEMENT (WI) NPA **0** **0%**

100.0% of precincts reporting.

These same results may also be obtained via:

- Election Telephone Hotline: 586.469.5209.
- 24-Hour Fax (Within MI): 1.888.99.CLERK (request document number 6710).
- 24-Hour Fax (Outside of MI): 1.310.575.5035 (request document number 6710).

www.MCNTV.com

webmaster@mcntv.com

[Click here to return to race list](#)

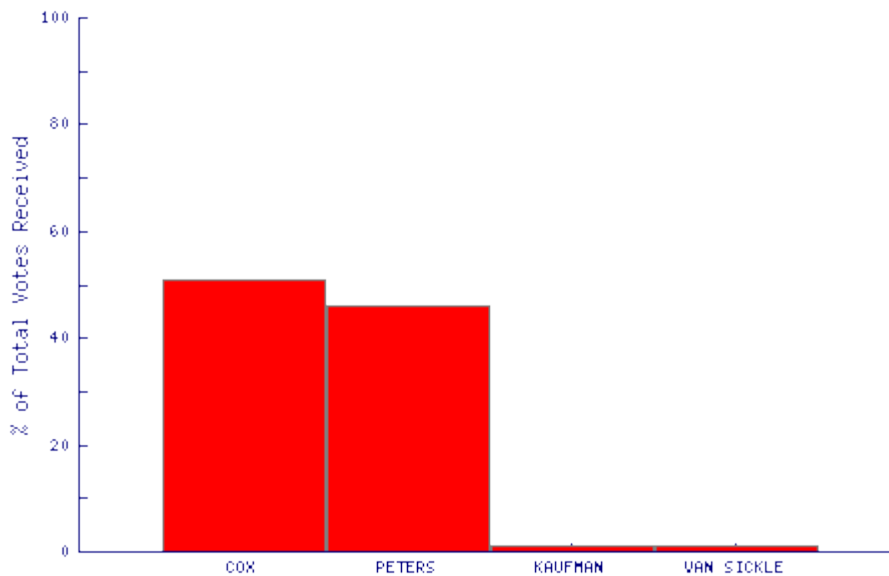
THE 2002 VOTE

Attorney General

One 4-year term

ONLY Macomb County Official Election Results

View [precinct breakdown](#) or [community totals](#).



MIKE COX REP **124,977** 51%

GARY C. PETERS DEM **112,579** 46%

JERRY JAY KAUFMAN GRN **3,298** 1%

GERALD TRUMAN VAN SICKLE UST **2,482** 1%

100.0% of precincts reporting.

These same results may also be obtained via:

- Election Telephone Hotline: 586.469.5209.
- 24-Hour Fax (Within MI): 1.888.99.CLERK (request document number 6710).
- 24-Hour Fax (Outside of MI): 1.310.575.5035 (request document number 6710).

www.MCNTV.com

webmaster@mcntv.com

[Click here to return to race list](#)

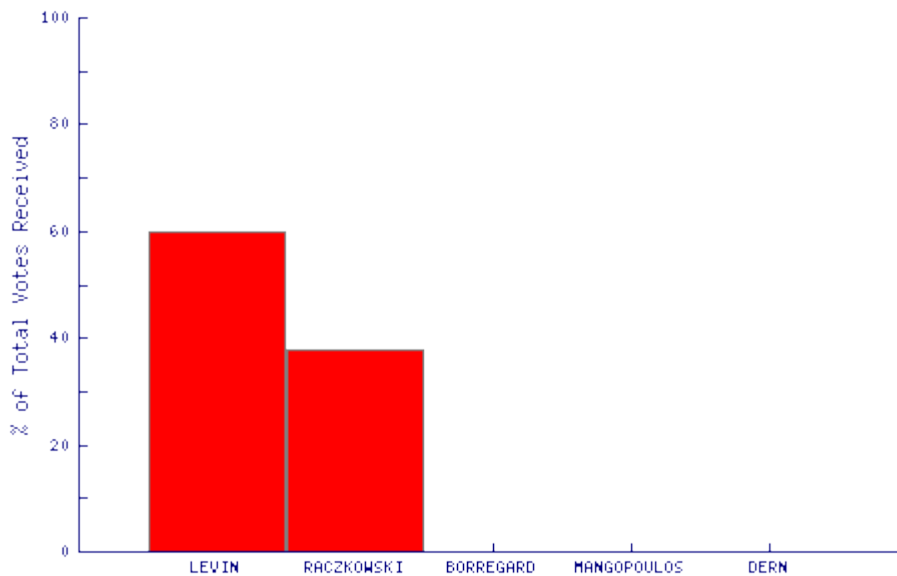
THE 2002 VOTE

U.S. Senator

One 6-year term

ONLY Macomb County Official Election Results

View [precinct breakdown](#) or [community totals](#).



CARL LEVIN	DEM	151,107	60%
-------------------	-----	----------------	------------

ANDREW RACZKOWSKI	REP	97,062	38%
--------------------------	-----	---------------	------------

ERIC BORREGARD	GRN	1,469	0%
-----------------------	-----	--------------	-----------

JOHN S. MANGOPOULOS	RFP	1,136	0%
----------------------------	-----	--------------	-----------

DOUG DERN	NLP	832	0%
------------------	-----	------------	-----------

100.0% of precincts reporting.

These same results may also be obtained via:

- Election Telephone Hotline: 586.469.5209.
- 24-Hour Fax (Within MI): 1.888.99.CLERK (request document number 6710).
- 24-Hour Fax (Outside of MI): 1.310.575.5035 (request document number 6710).

www.MCNTV.com

webmaster@mcntv.com

[Click here to return to race list](#)

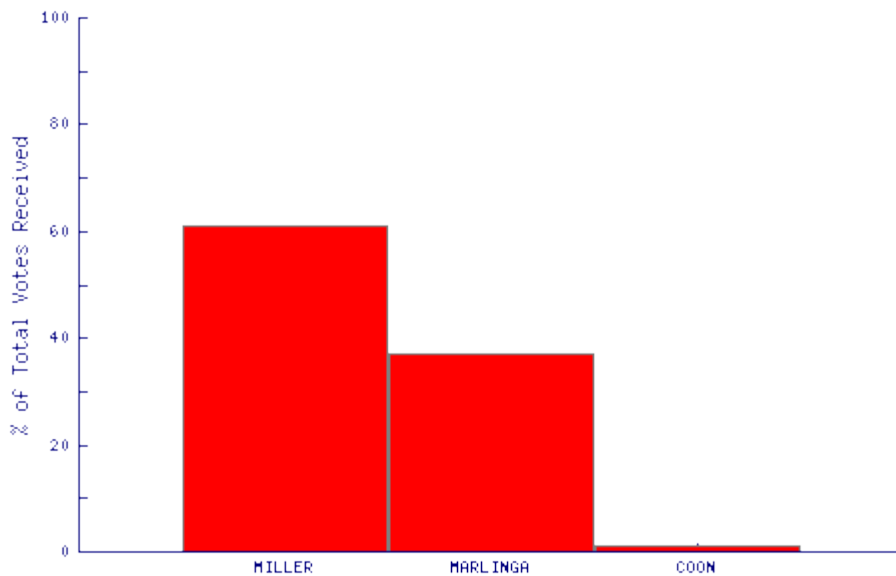
THE 2002 VOTE

U.S. Representative 10th District

One 2-year term

ONLY Macomb County Official Election Results

View [precinct breakdown](#) or [community totals](#).



CANDICE S. MILLER REP **68,287** **61%**

CARL J. MARLINGA DEM **41,171** **37%**

RENAE COON LIB **1,212** **1%**

100.0% of precincts reporting.

These same results may also be obtained via:

- Election Telephone Hotline: 586.469.5209.

- 24-Hour Fax (Within MI): 1.888.99.CLERK (request document number 6710).
- 24-Hour Fax (Outside of MI): 1.310.575.5035 (request document number 6710).

www.MCNTV.com

webmaster@mcntv.com

[Click here to return to race list](#)

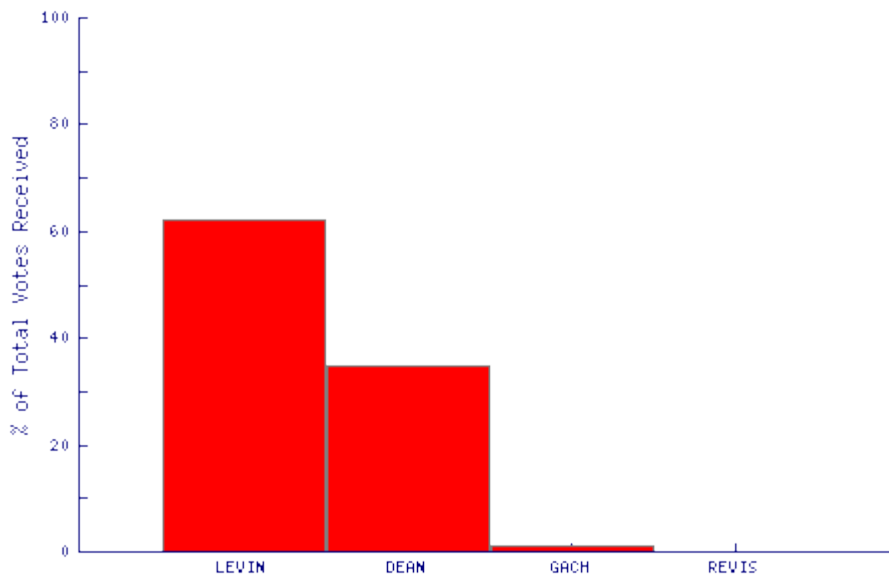
THE 2002 VOTE

U.S. Representative 12th District

One 2-year term

ONLY Macomb County Official Election Results

View [precinct breakdown](#) or [community totals](#).



SANDER LEVIN DEM **86,314** **62%**

HARVEY R. DEAN REP **49,773** **35%**

DICK GACH LIB **1,857** **1%**

STEVEN T. REVIS UST **1,077** **0%**

100.0% of precincts reporting.

These same results may also be obtained via:

- Election Telephone Hotline: 586.469.5209.
- 24-Hour Fax (Within MI): 1.888.99.CLERK (request document number 6710).
- 24-Hour Fax (Outside of MI): 1.310.575.5035 (request document number 6710).

www.MCNTV.com

webmaster@mcntv.com

[Click here to return to race list](#)

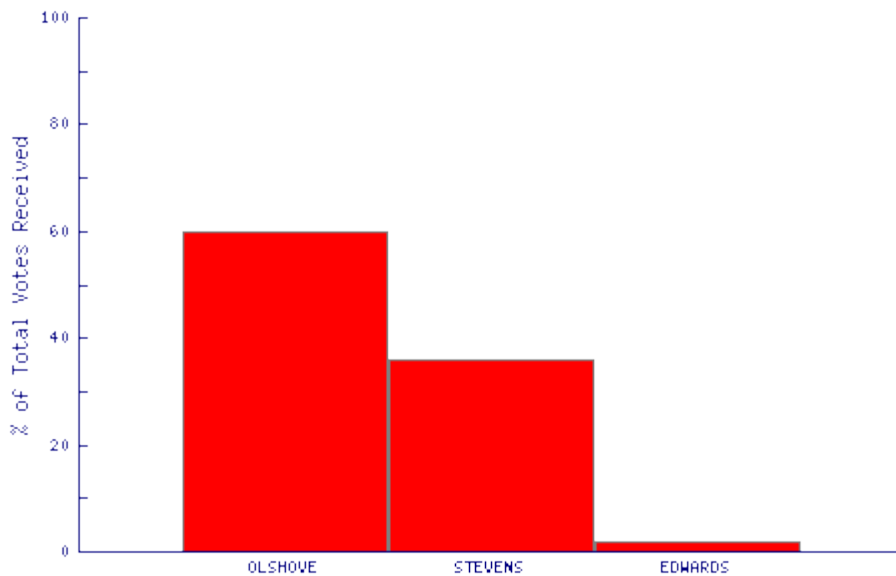
THE 2002 VOTE

State Senator 9th District

One 4-year term

ONLY Macomb County Official Election Results

View [precinct breakdown](#) or [community totals](#).



DENNIS OLSHOVE DEM **47,609** **60%**

CECELIA A. STEVENS REP **28,588** **36%**

KEITH P. EDWARDS LIB **2,085** **2%**

100.0% of precincts reporting.

These same results may also be obtained via:

- Election Telephone Hotline: 586.469.5209.

- 24-Hour Fax (Within MI): 1.888.99.CLERK (request document number 6710).
- 24-Hour Fax (Outside of MI): 1.310.575.5035 (request document number 6710).

www.MCNTV.com

webmaster@mcntv.com

[Click here to return to race list](#)

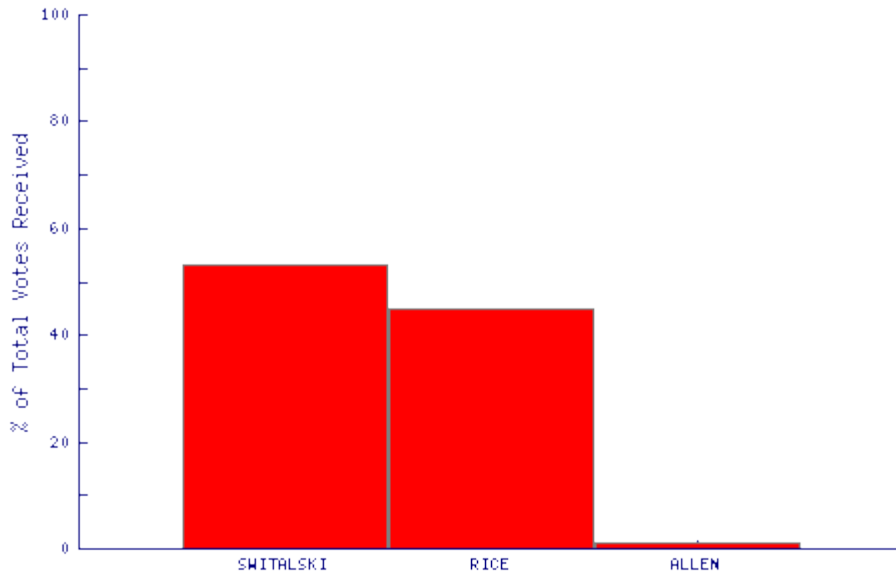
THE 2002 VOTE

State Senator 10th District

One 4-year term

ONLY Macomb County Official Election Results

View [precinct breakdown](#) or [community totals](#).



MICHAEL SWITALSKI DEM **42,822** **53%**

STEVE RICE REP **36,424** **45%**

SCOTT W. ALLEN LIB **1,462** **1%**

100.0% of precincts reporting.

These same results may also be obtained via:

- Election Telephone Hotline: 586.469.5209.

- 24-Hour Fax (Within MI): 1.888.99.CLERK (request document number 6710).
- 24-Hour Fax (Outside of MI): 1.310.575.5035 (request document number 6710).

www.MCNTV.com

webmaster@mcntv.com

[Click here to return to race list](#)

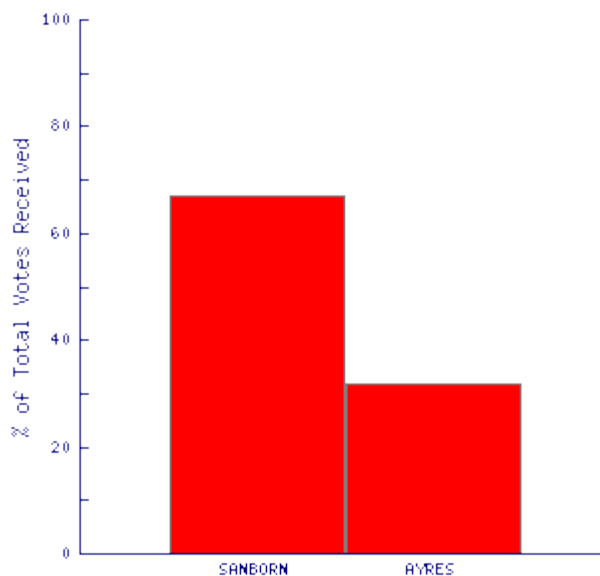


State Senator 11th District

One 4-year term

ONLY Macomb County Official Election Results

View [precinct breakdown](#) or [community totals](#).



ALAN SANBORN REP **55,859** 67%

JIM AYRES DEM **26,365** 32%

100.0% of precincts reporting.

These same results may also be obtained via:

- Election Telephone Hotline: 586.469.5209.
- 24-Hour Fax (Within MI): 1.888.99.CLERK (request document number 6710).
- 24-Hour Fax (Outside of MI): 1.310.575.5035 (request document number 6710).

www.MCNTV.com

webmaster@mcntv.com

[Click here to return to race list](#)

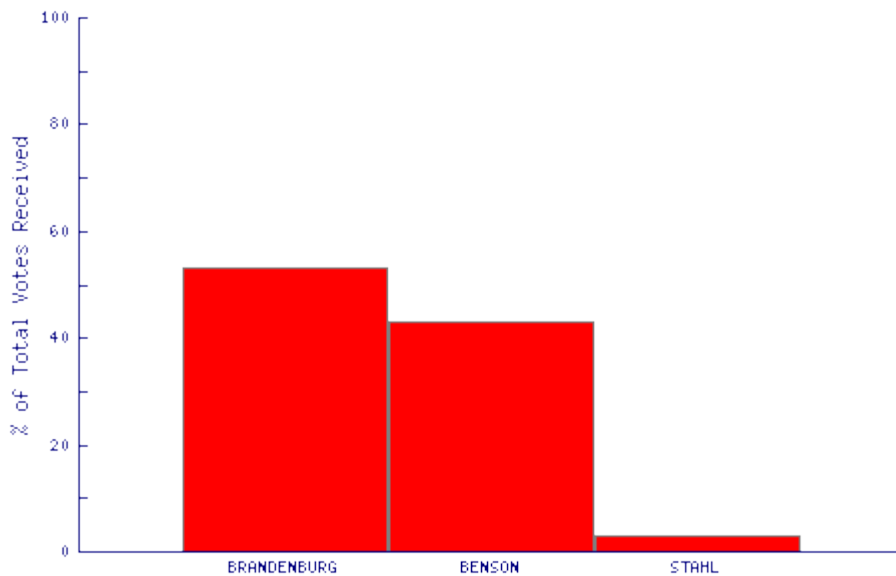
THE 2002 VOTE

State Representative 24th District

One 2-year term

ONLY Macomb County Official Election Results

View [precinct breakdown](#) or [community totals](#).



JACK BRANDENBURG REP 17,697 53%

FRANK P. BENSON DEM 14,296 43%

ERIN STAHL LIB 1,049 3%

100.0% of precincts reporting.

These same results may also be obtained via:

- Election Telephone Hotline: 586.469.5209.

- 24-Hour Fax (Within MI): 1.888.99.CLERK (request document number 6710).
- 24-Hour Fax (Outside of MI): 1.310.575.5035 (request document number 6710).

www.MCNTV.com

webmaster@mcntv.com

[Click here to return to race list](#)

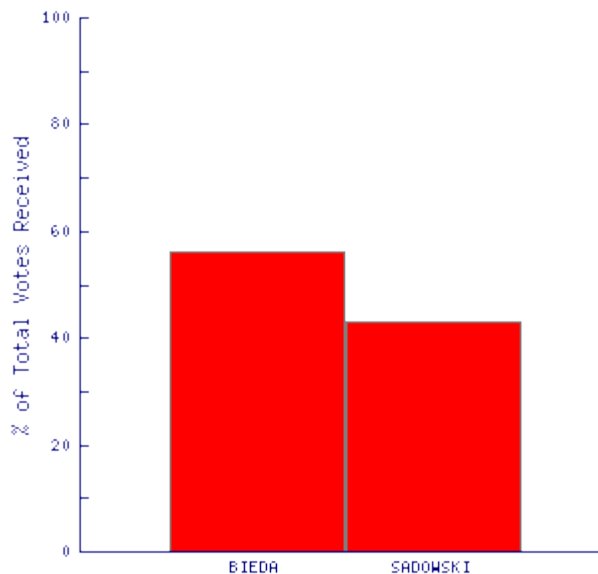
THE 2002 VOTE

State Representative 25th District

One 2-year term

ONLY Macomb County Official Election Results

View [precinct breakdown](#) or [community totals](#).



STEVE BIEDA DEM **16,910** 56%

KEITH SADOWSKI REP **12,893** 43%

100.0% of precincts reporting.

These same results may also be obtained via:

- Election Telephone Hotline: 586.469.5209.
- 24-Hour Fax (Within MI): 1.888.99.CLERK (request document number 6710).
- 24-Hour Fax (Outside of MI): 1.310.575.5035 (request document number 6710).

www.MCNTV.com

webmaster@mcntv.com

[Click here to return to race list](#)

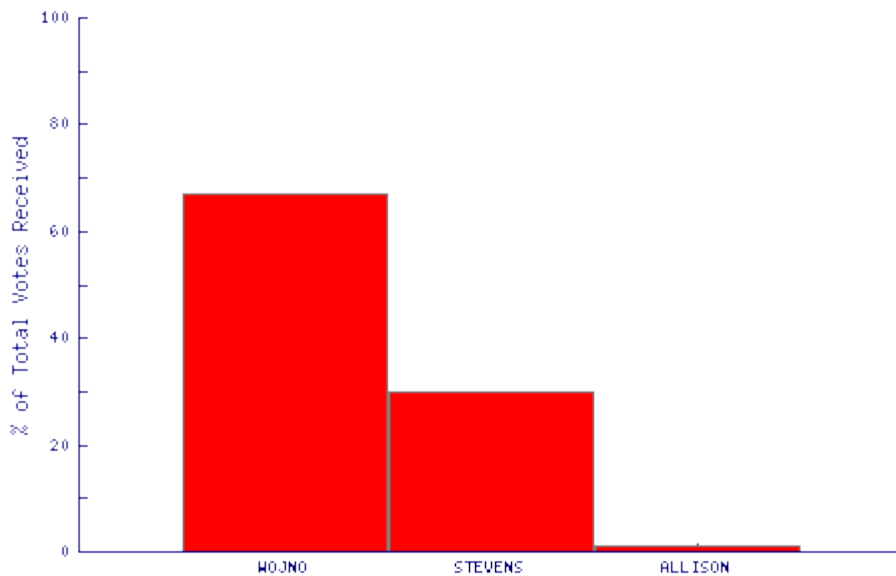
THE 2002 VOTE

State Representative 28th District

One 2-year term

ONLY Macomb County Official Election Results

View [precinct breakdown](#) or [community totals](#).



LISA WOJNO DEM **14,998** 67%

SCOTT C. STEVENS REP **6,883** 30%

JAMES ALLISON LIB **415** 1%

100.0% of precincts reporting.

These same results may also be obtained via:

- Election Telephone Hotline: 586.469.5209.

- 24-Hour Fax (Within MI): 1.888.99.CLERK (request document number 6710).
- 24-Hour Fax (Outside of MI): 1.310.575.5035 (request document number 6710).

www.MCNTV.com

webmaster@mcntv.com

[Click here to return to race list](#)

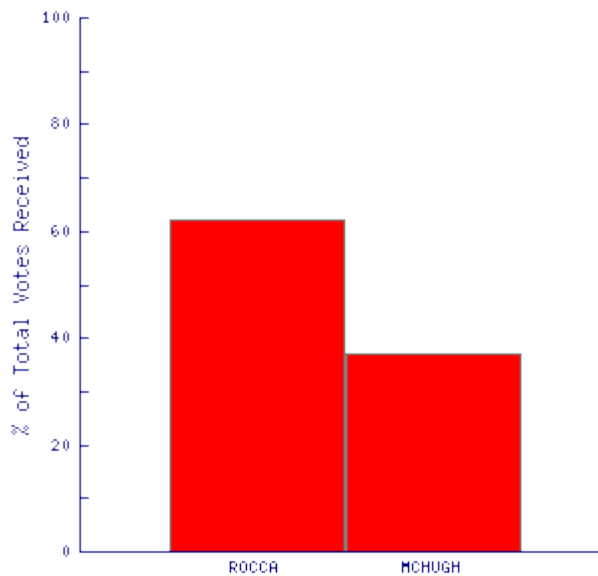


State Representative 30th District

One 2-year term

ONLY Macomb County Official Election Results

View [precinct breakdown](#) or [community totals](#).



SAL ROCCA REP **17,243** 62%

JOE MCHUGH DEM **10,392** 37%

100.0% of precincts reporting.

These same results may also be obtained via:

- Election Telephone Hotline: 586.469.5209.
- 24-Hour Fax (Within MI): 1.888.99.CLERK (request document number 6710).
- 24-Hour Fax (Outside of MI): 1.310.575.5035 (request document number 6710).

www.MCNTV.com

webmaster@mcntv.com

[Click here to return to race list](#)

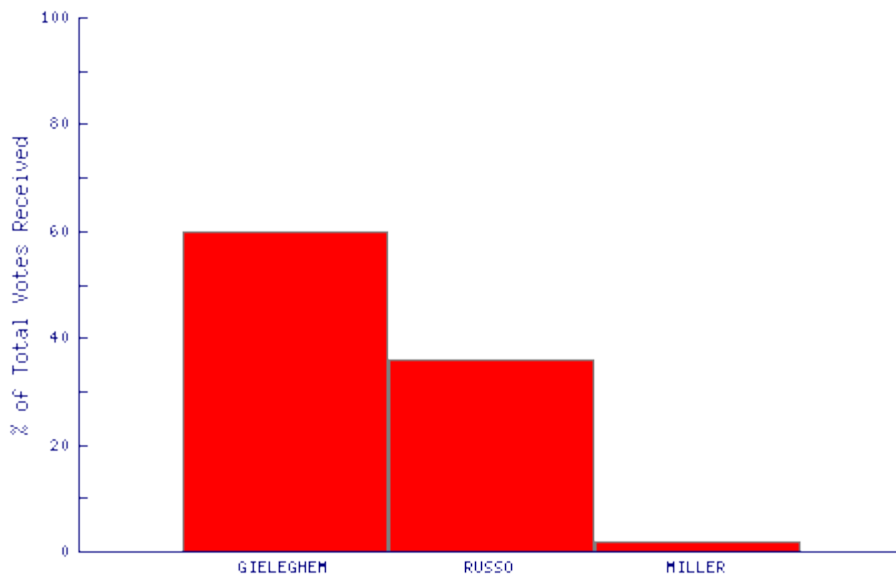
THE 2002 VOTE

State Representative 31st District

One 2-year term

ONLY Macomb County Official Election Results

View [precinct breakdown](#) or [community totals](#).



PAUL GIELEGHEM DEM **14,663** **60%**

SHERYL RUSSO REP **9,021** **36%**

JAMES MILLER LIB **701** **2%**

100.0% of precincts reporting.

These same results may also be obtained via:

- Election Telephone Hotline: 586.469.5209.

- 24-Hour Fax (Within MI): 1.888.99.CLERK (request document number 6710).
- 24-Hour Fax (Outside of MI): 1.310.575.5035 (request document number 6710).

www.MCNTV.com

webmaster@mcntv.com

[Click here to return to race list](#)

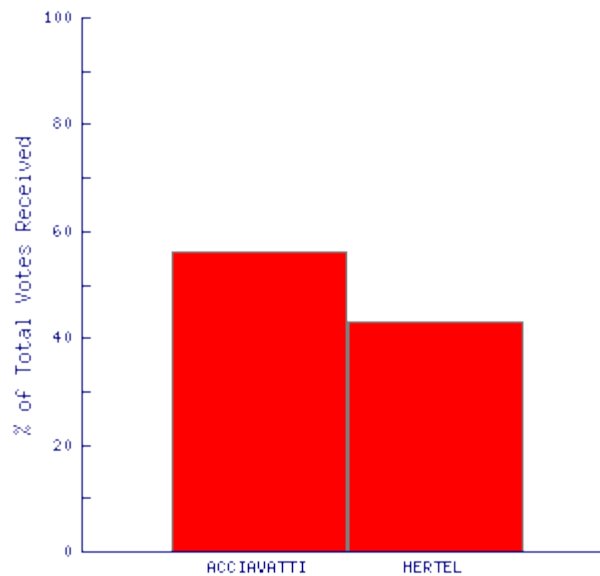


State Representative 32nd District

One 2-year term

ONLY Macomb County Official Election Results

View [precinct breakdown](#) or [community totals](#).



DANIEL JOSEPH ACCIAVATTI REP 11,990 56%

JOHN J. HERTEL DEM 9,076 43%

100.0% of precincts reporting.

These same results may also be obtained via:

- Election Telephone Hotline: 586.469.5209.
- 24-Hour Fax (Within MI): 1.888.99.CLERK (request document number 6710).
- 24-Hour Fax (Outside of MI): 1.310.575.5035 (request document number 6710).

www.MCNTV.com

webmaster@mcntv.com

[Click here to return to race list](#)

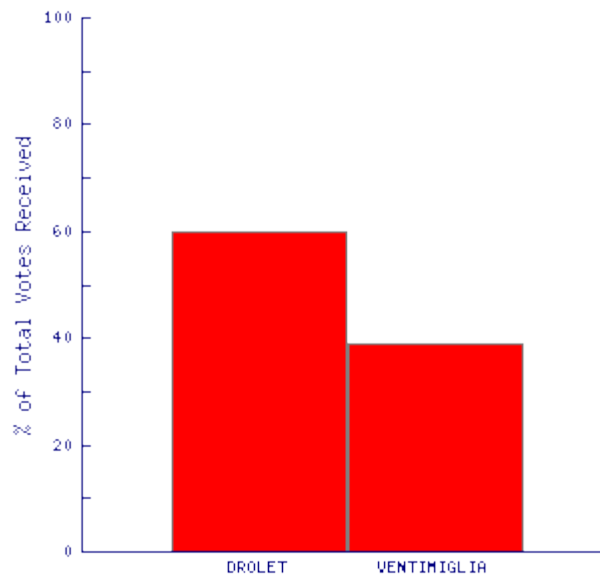


State Representative 33rd District

One 2-year term

ONLY Macomb County Official Election Results

View [precinct breakdown](#) or [community totals](#).



LEON DROLET REP **17,856** 60%

ANTHONY VENTIMIGLIA DEM **11,822** 39%

100.0% of precincts reporting.

These same results may also be obtained via:

- Election Telephone Hotline: 586.469.5209.
- 24-Hour Fax (Within MI): 1.888.99.CLERK (request document number 6710).
- 24-Hour Fax (Outside of MI): 1.310.575.5035 (request document number 6710).

www.MCNTV.com

webmaster@mcntv.com

[Click here to return to race list](#)

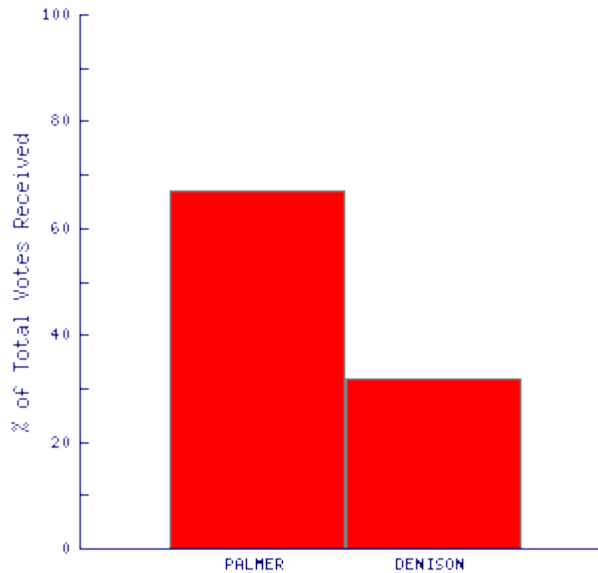


State Representative 36th District

One 2-year term

ONLY Macomb County Official Election Results

View [precinct breakdown](#) or [community totals](#).



BRIAN PALMER REP **20,013** **67%**

ROBERT DENISON DEM **9,699** **32%**

100.0% of precincts reporting.

These same results may also be obtained via:

- Election Telephone Hotline: 586.469.5209.
- 24-Hour Fax (Within MI): 1.888.99.CLERK (request document number 6710).
- 24-Hour Fax (Outside of MI): 1.310.575.5035 (request document number 6710).

www.MCNTV.com

webmaster@mcntv.com

[Click here to return to race list](#)

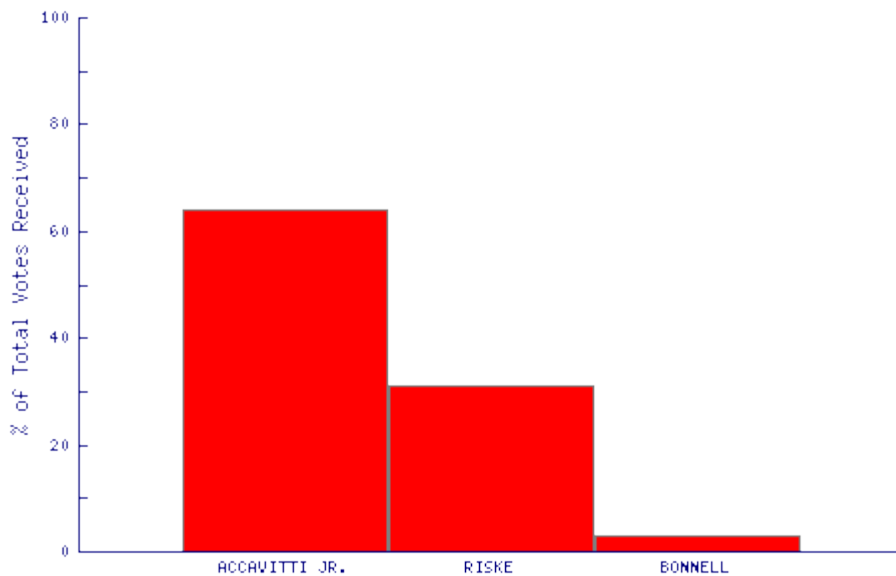
THE 2002 VOTE

State Representative 42nd District

One 2-year term

ONLY Macomb County Official Election Results

View [precinct breakdown](#) or [community totals](#).



FRANK ACCAVITTI JR. DEM 15,746 64%

JIM RISKE REP 7,580 31%

JOHN C. BONNELL LIB 955 3%

100.0% of precincts reporting.

These same results may also be obtained via:

- Election Telephone Hotline: 586.469.5209.

- 24-Hour Fax (Within MI): 1.888.99.CLERK (request document number 6710).
- 24-Hour Fax (Outside of MI): 1.310.575.5035 (request document number 6710).

www.MCNTV.com

webmaster@mcntv.com

[Click here to return to race list](#)

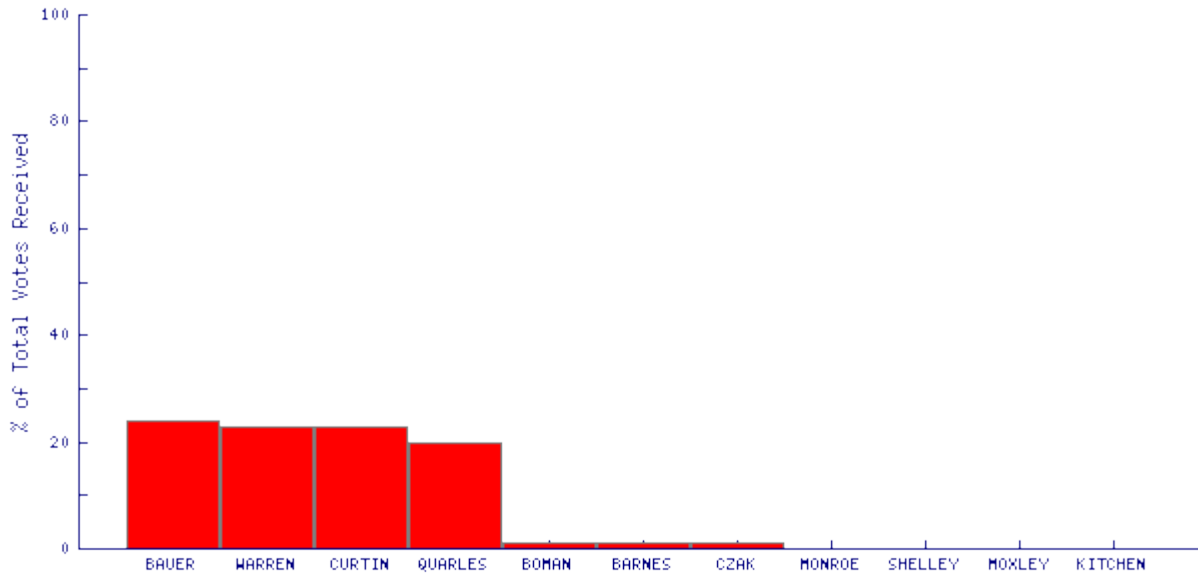
THE 2002 VOTE

State Board of Education

Two 8-year terms

ONLY Macomb County Official Election Results

View [precinct breakdown](#) or [community totals](#).



ELIZABETH W. BAUER DEM **104,845** 24%

MICHAEL WARREN REP **103,559** 23%

CAROLYN L. CURTIN REP **102,877** 23%

NANCY L. QUARLES DEM **89,552** 20%

SCOTTY BOMAN LIB **8,530** 1%

DIANE BARNES LIB **6,785** 1%

JUDITH CZAK	UST	4,642	1%
RON MONROE	UST	3,774	0%
KAREN ANNE SHELLEY	GRN	3,744	0%
KYLE MOXLEY	GRN	2,608	0%
MICHAEL A. KITCHEN	NLP	2,544	0%

100.0% of precincts reporting.

These same results may also be obtained via:

- Election Telephone Hotline: 586.469.5209.
- 24-Hour Fax (Within MI): 1.888.99.CLERK (request document number 6710).
- 24-Hour Fax (Outside of MI): 1.310.575.5035 (request document number 6710).

www.MCNTV.com

webmaster@mcntv.com

[Click here to return to race list](#)

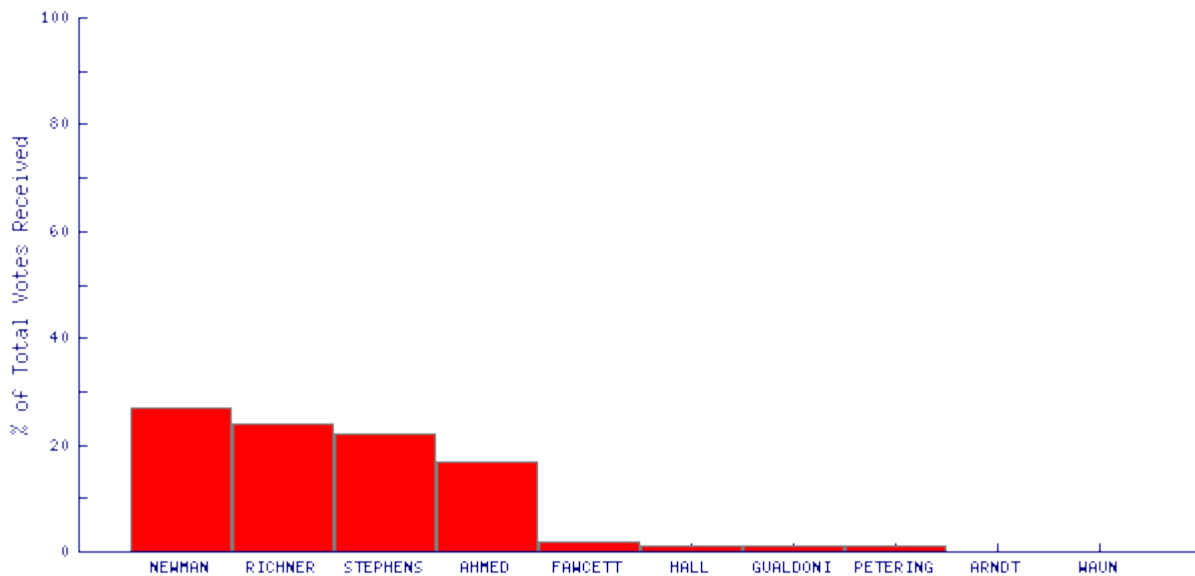
THE 2002 VOTE

Regent of University of Michigan

Two 8-year terms

ONLY Macomb County Official Election Results

View [precinct breakdown](#) or [community totals](#).



ANDREA FISCHER NEWMAN REP **113,132** 27%

ANDREW C. RICHNER REP **101,084** 24%

GREG STEPHENS DEM **95,263** 22%

ISMAEL AHMED DEM **72,859** 17%

SUSAN FAWCETT GRN **9,392** 2%

WILLIAM W. HALL LIB **7,054** 1%

RICK GUALDONI	UST	6,427	1%
MATT PETERING	GRN	4,606	1%
DAVID ARNDT	NLP	3,572	0%
NICK WAUN	RFP	2,339	0%

100.0% of precincts reporting.

These same results may also be obtained via:

- Election Telephone Hotline: 586.469.5209.
- 24-Hour Fax (Within MI): 1.888.99.CLERK (request document number 6710).
- 24-Hour Fax (Outside of MI): 1.310.575.5035 (request document number 6710).

www.MCNTV.com

webmaster@mcntv.com

[Click here to return to race list](#)

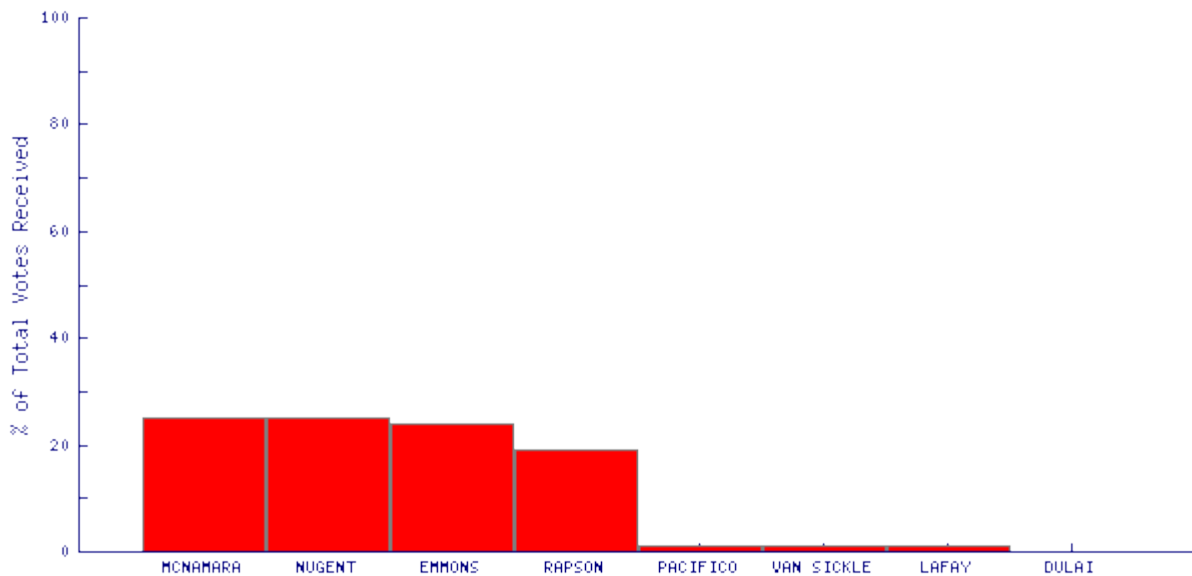
THE 2002 VOTE

Trustee of Michigan State University

Two 8-year terms

ONLY Macomb County Official Election Results

View [precinct breakdown](#) or [community totals](#).



COLLEEN M. MCNAMARA DEM **107,963** 25%

DONALD W. NUGENT REP **104,274** 25%

JOANNE G. EMMONS REP **99,898** 24%

CAL RAPSON DEM **82,280** 19%

BARBARA J. PACIFICO UST **7,686** 1%

CRYSTAL A. VAN SICKLE UST **6,328** 1%

JASON LAFAY	GRN	4,260	1%
--------------------	-----	--------------	-----------

SURJIT DULAI	GRN	3,102	0%
---------------------	-----	--------------	-----------

100.0% of precincts reporting.

These same results may also be obtained via:

- Election Telephone Hotline: 586.469.5209.
- 24-Hour Fax (Within MI): 1.888.99.CLERK (request document number 6710).
- 24-Hour Fax (Outside of MI): 1.310.575.5035 (request document number 6710).

www.MCNTV.com

webmaster@mcntv.com

[Click here to return to race list](#)

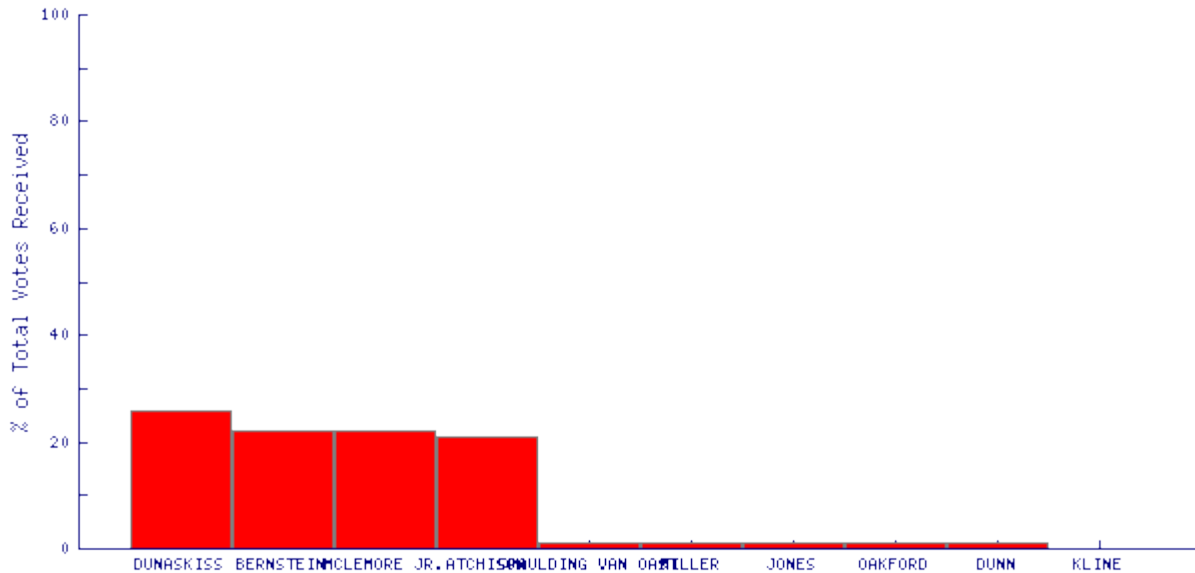
THE 2002 VOTE

Governor of Wayne State University

Two 8-year terms

ONLY Macomb County Official Election Results

View [precinct breakdown](#) or [community totals](#).



DIANE L. DUNASKISS	REP	107,168	26%
---------------------------	-----	----------------	------------

RICHARD BERNSTEIN	DEM	92,306	22%
--------------------------	-----	---------------	------------

ANDREW G. MCLEMORE JR.	REP	90,416	22%
-------------------------------	-----	---------------	------------

LEON H. ATCHISON	DEM	88,922	21%
-------------------------	-----	---------------	------------

STACY SPAULDING VAN OAST	LIB	6,856	1%
---------------------------------	-----	--------------	-----------

ROBERT S. MILLER	UST	5,654	1%
-------------------------	-----	--------------	-----------

THOMAS W. JONES	LIB	5,111	1%
KATHLEEN OAKFORD	NLP	4,792	1%
HAROLD H. DUNN	UST	4,424	1%
FREDERICK KLINE	GRN	3,531	0%

100.0% of precincts reporting.

These same results may also be obtained via:

- Election Telephone Hotline: 586.469.5209.
- 24-Hour Fax (Within MI): 1.888.99.CLERK (request document number 6710).
- 24-Hour Fax (Outside of MI): 1.310.575.5035 (request document number 6710).

www.MCNTV.com

webmaster@mcntv.com

[Click here to return to race list](#)

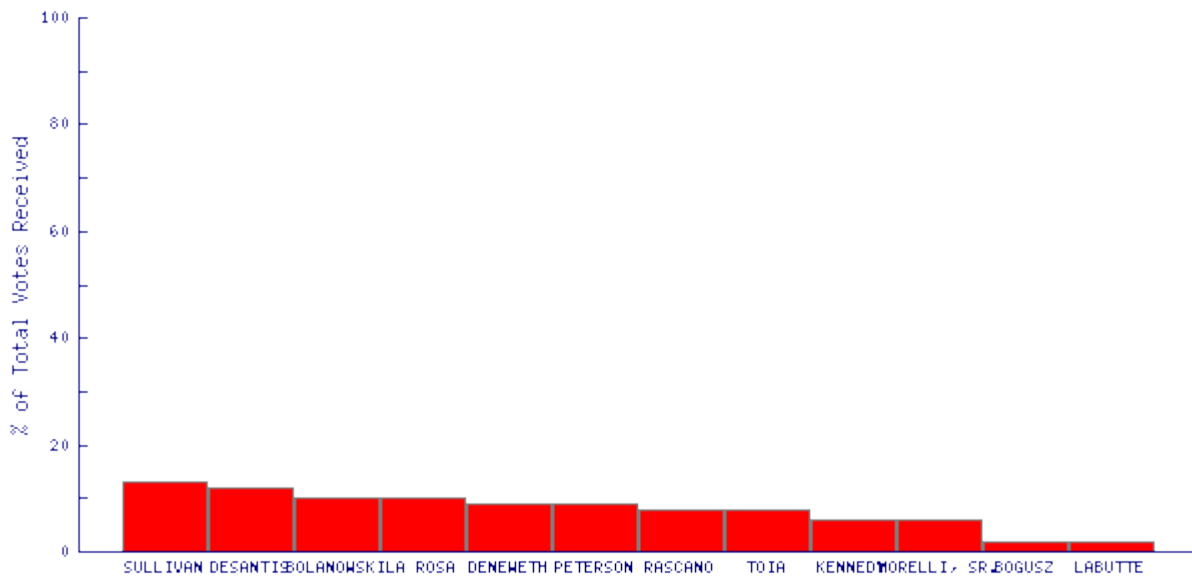
THE 2002 VOTE

Macomb Community College Trustee

Three 6-year term

ONLY Macomb County Official Election Results

View [precinct breakdown](#) or [community totals](#).



NANCY FALCONE SULLIVAN 54,143 13%

FRANK DESANTIS 54,075 12%

CONNIE BOLANOWSKI 42,766 10%

DOMINIC J. LA ROSA 42,761 10%

MICHAEL DENEWETH 38,266 9%

WILLIAM J. PETERSON 37,637 9%

DIANA J. RASCANO	36,622	8%
<hr/>		
THERESA TOIA	33,606	8%
<hr/>		
THOMAS EDWARD KENNEDY	29,089	6%
<hr/>		
WILLIAM A. MORELLI, SR.	25,449	6%
<hr/>		
TERENCE A. BOGUSZ	12,093	2%
<hr/>		
JEFF LABUTTE	9,870	2%
<hr/>		

100.0% of precincts reporting.

These same results may also be obtained via:

- Election Telephone Hotline: 586.469.5209.
- 24-Hour Fax (Within MI): 1.888.99.CLERK (request document number 6710).
- 24-Hour Fax (Outside of MI): 1.310.575.5035 (request document number 6710).

www.MCNTV.com

webmaster@mcntv.com

[Click here to return to race list](#)

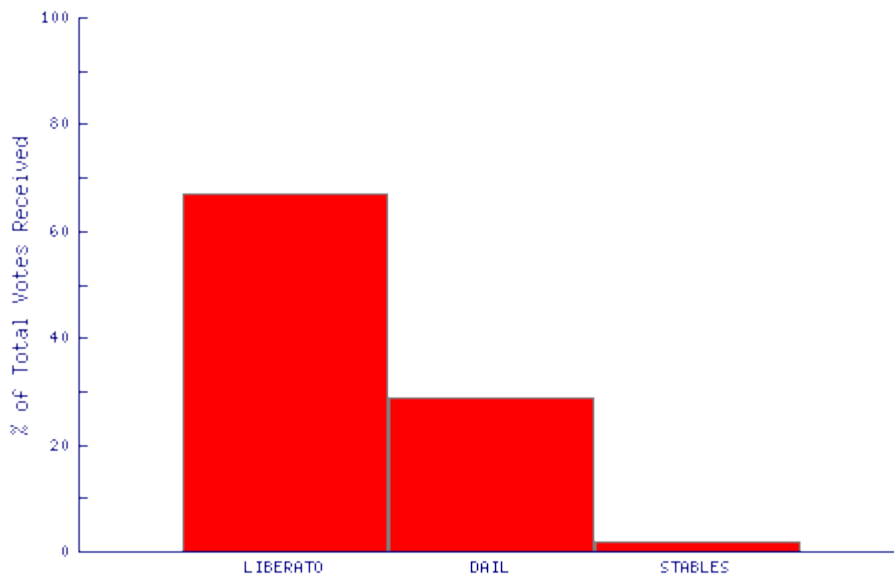
THE 2002 VOTE

County Commission 1st District

One 2-year term

ONLY Macomb County Official Election Results

View [precinct breakdown](#) or [community totals](#).



RALPH A. LIBERATO DEM **4,458** **67%**

TIM DAIL REP **1,970** **29%**

PAUL STABLES LIB **157** **2%**

100.0% of precincts reporting.

These same results may also be obtained via:

- Election Telephone Hotline: 586.469.5209.

- 24-Hour Fax (Within MI): 1.888.99.CLERK (request document number 6710).
- 24-Hour Fax (Outside of MI): 1.310.575.5035 (request document number 6710).

www.MCNTV.com

webmaster@mcntv.com

[Click here to return to race list](#)

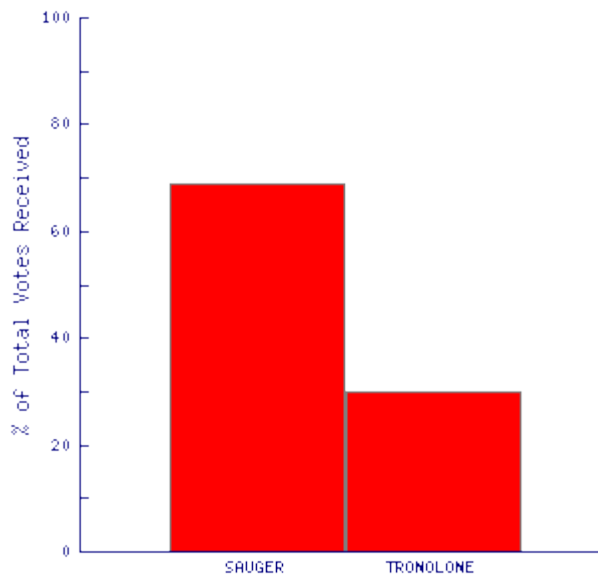


County Commission 2nd District

One 2-year term

ONLY Macomb County Official Election Results

View [precinct breakdown](#) or [community totals](#).



MARVIN E. SAUGER DEM **3,802** 69%

DIANNE S. TRONOLONE REP **1,634** 30%

100.0% of precincts reporting.

These same results may also be obtained via:

- Election Telephone Hotline: 586.469.5209.
- 24-Hour Fax (Within MI): 1.888.99.CLERK (request document number 6710).
- 24-Hour Fax (Outside of MI): 1.310.575.5035 (request document number 6710).

www.MCNTV.com

webmaster@mcntv.com

[Click here to return to race list](#)

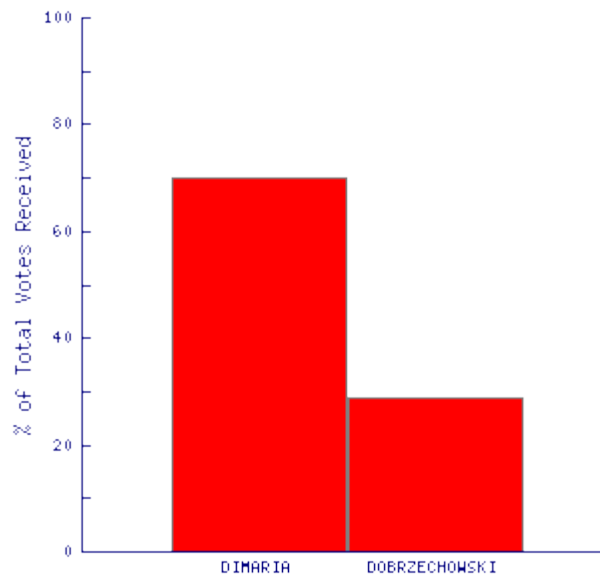
THE 2002 VOTE

County Commission 3rd District

One 2-year term

ONLY Macomb County Official Election Results

View [precinct breakdown](#) or [community totals](#).



PHILLIP A. DIMARIA DEM **5,912** 70%

MICHAEL DOBRZECHOWSKI REP **2,487** 29%

100.0% of precincts reporting.

These same results may also be obtained via:

- Election Telephone Hotline: 586.469.5209.
- 24-Hour Fax (Within MI): 1.888.99.CLERK (request document number 6710).
- 24-Hour Fax (Outside of MI): 1.310.575.5035 (request document number 6710).

www.MCNTV.com

webmaster@mcntv.com

[Click here to return to race list](#)

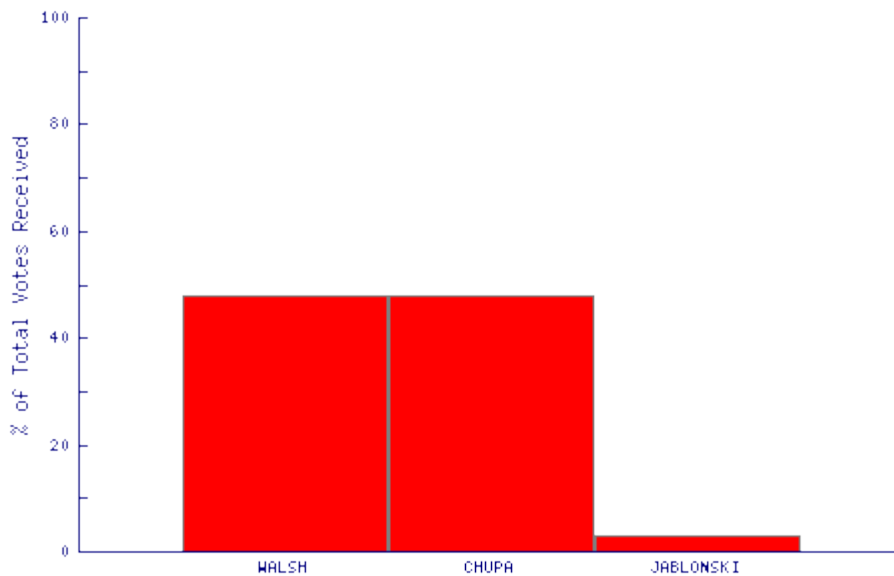
THE 2002 VOTE

County Commission 4th District

One 2-year term

ONLY Macomb County Official Election Results

View [precinct breakdown](#) or [community totals](#).



MIKE WALSH DEM **4,703** 48%

MICHAEL C. CHUPA REP **4,663** 48%

MICHAEL JABLONSKI LIB **338** 3%

100.0% of precincts reporting.

These same results may also be obtained via:

- Election Telephone Hotline: 586.469.5209.

- 24-Hour Fax (Within MI): 1.888.99.CLERK (request document number 6710).
- 24-Hour Fax (Outside of MI): 1.310.575.5035 (request document number 6710).

www.MCNTV.com

webmaster@mcntv.com

[Click here to return to race list](#)

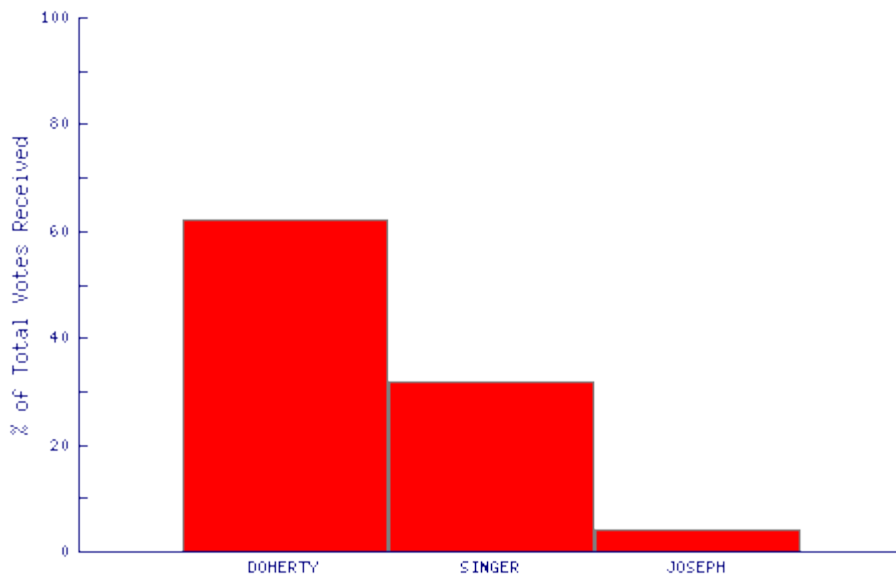
THE 2002 VOTE

County Commission 5th District

One 2-year term

ONLY Macomb County Official Election Results

View [precinct breakdown](#) or [community totals](#).



SUSAN L. DOHERTY DEM **6,015** 62%

RONALD SINGER REP **3,192** 32%

LOUIS E. JOSEPH NPA **474** 4%

100.0% of precincts reporting.

These same results may also be obtained via:

- Election Telephone Hotline: 586.469.5209.

- 24-Hour Fax (Within MI): 1.888.99.CLERK (request document number 6710).
- 24-Hour Fax (Outside of MI): 1.310.575.5035 (request document number 6710).

www.MCNTV.com

webmaster@mcntv.com

[Click here to return to race list](#)

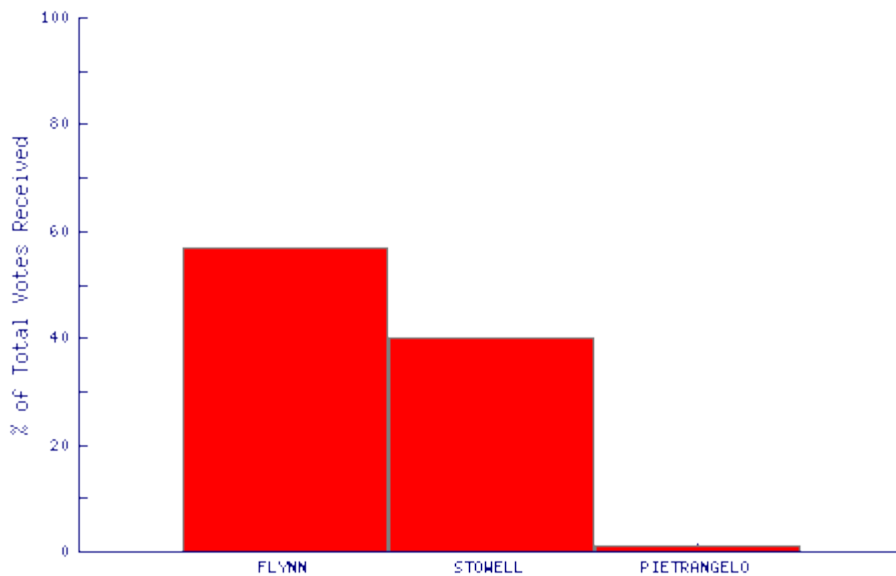
THE 2002 VOTE

County Commission 6th District

One 2-year term

ONLY Macomb County Official Election Results

View [precinct breakdown](#) or [community totals](#).



JOAN FLYNN DEM **5,653** 57%

AARON STOWELL REP **3,998** 40%

LAUREL PIETRANGELO LIB **190** 1%

100.0% of precincts reporting.

These same results may also be obtained via:

- Election Telephone Hotline: 586.469.5209.

- 24-Hour Fax (Within MI): 1.888.99.CLERK (request document number 6710).
- 24-Hour Fax (Outside of MI): 1.310.575.5035 (request document number 6710).

www.MCNTV.com

webmaster@mcntv.com

[Click here to return to race list](#)

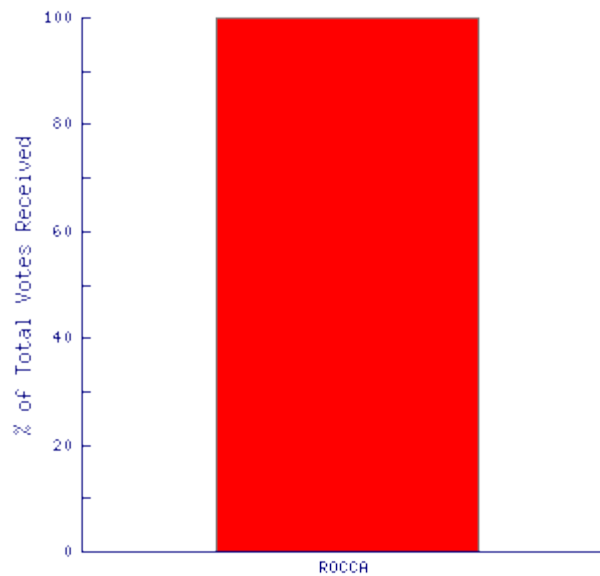
THE 2002 VOTE

County Commission 7th District

One 2-year term

ONLY Macomb County Official Election Results

View [precinct breakdown](#) or [community totals](#).



SUE ROCCA REP 7,148 100%

100.0% of precincts reporting.

These same results may also be obtained via:

- Election Telephone Hotline: 586.469.5209.
- 24-Hour Fax (Within MI): 1.888.99.CLERK (request document number 6710).
- 24-Hour Fax (Outside of MI): 1.310.575.5035 (request document number 6710).

www.MCNTV.com

webmaster@mcntv.com

[Click here to return to race list](#)

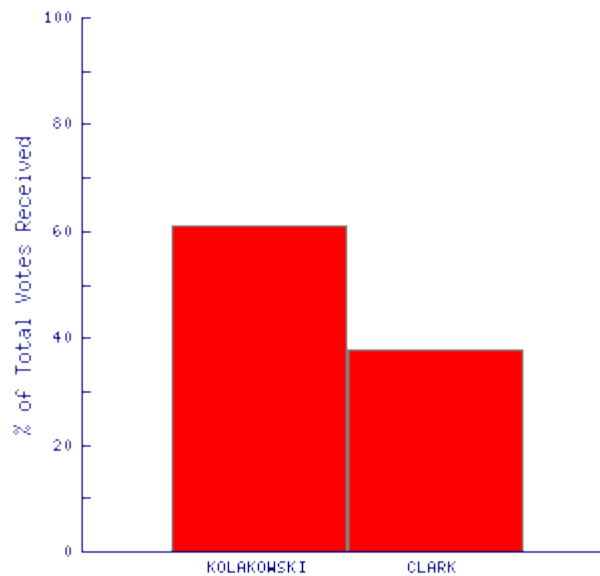


County Commission 8th District

One 2-year term

ONLY Macomb County Official Election Results

View [precinct breakdown](#) or [community totals](#).



DIANA J. KOLAKOWSKI DEM 4,521 61%

JEANNE MARIE CLARK REP 2,887 38%

100.0% of precincts reporting.

These same results may also be obtained via:

- Election Telephone Hotline: 586.469.5209.
- 24-Hour Fax (Within MI): 1.888.99.CLERK (request document number 6710).
- 24-Hour Fax (Outside of MI): 1.310.575.5035 (request document number 6710).

www.MCNTV.com

webmaster@mcntv.com

[Click here to return to race list](#)

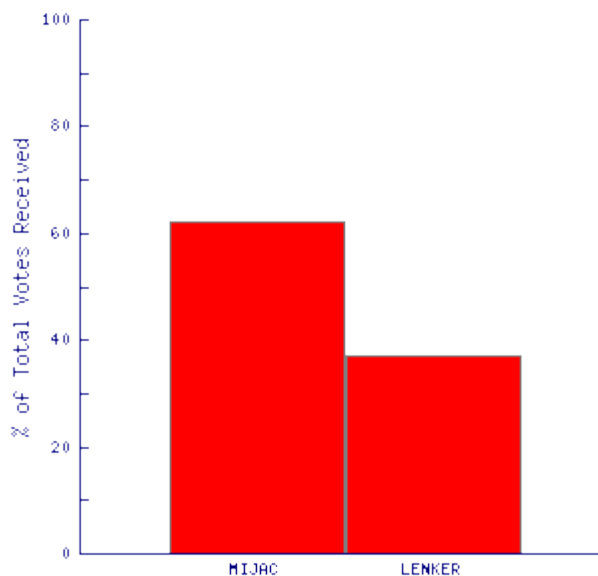
THE 2002 VOTE

County Commission 9th District

One 2-year term

ONLY Macomb County Official Election Results

View [precinct breakdown](#) or [community totals](#).



ROBERT MIJAC DEM 5,131 62%

BRIAN LENKER REP 3,066 37%

100.0% of precincts reporting.

These same results may also be obtained via:

- Election Telephone Hotline: 586.469.5209.
- 24-Hour Fax (Within MI): 1.888.99.CLERK (request document number 6710).
- 24-Hour Fax (Outside of MI): 1.310.575.5035 (request document number 6710).

www.MCNTV.com

webmaster@mcntv.com

[Click here to return to race list](#)

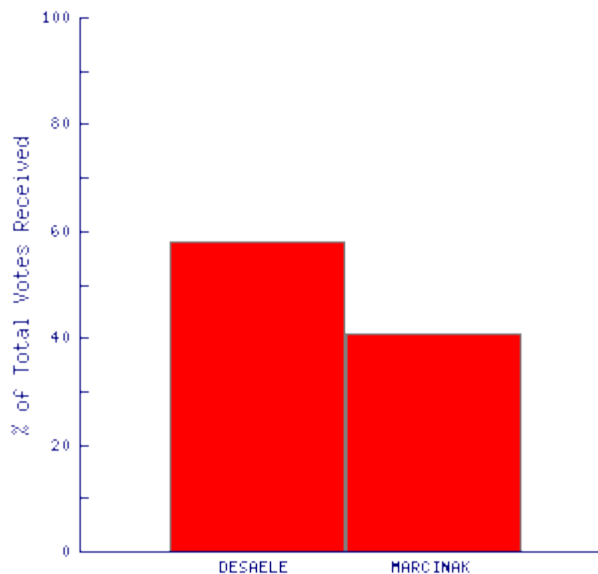


County Commission 10th District

One 2-year term

ONLY Macomb County Official Election Results

View [precinct breakdown](#) or [community totals](#).



PHILIS DESAELE REP **5,064** 58%

MARY L. MARCINAK DEM **3,532** 41%

100.0% of precincts reporting.

These same results may also be obtained via:

- Election Telephone Hotline: 586.469.5209.
- 24-Hour Fax (Within MI): 1.888.99.CLERK (request document number 6710).
- 24-Hour Fax (Outside of MI): 1.310.575.5035 (request document number 6710).

www.MCNTV.com

webmaster@mcntv.com

[Click here to return to race list](#)

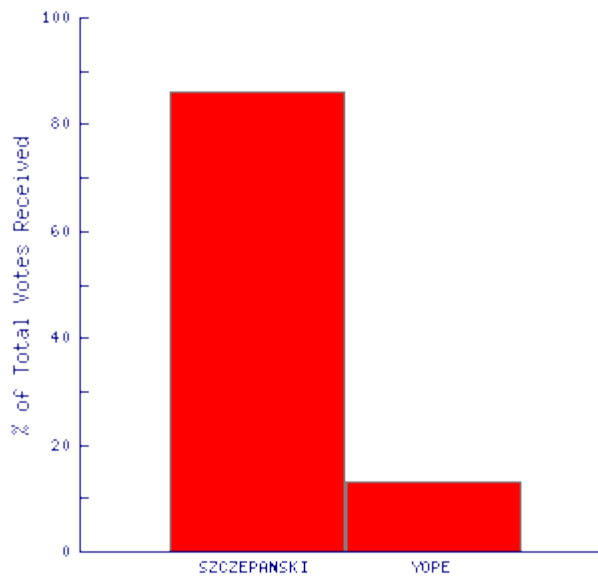


County Commission 11th District

One 2-year term

ONLY Macomb County Official Election Results

View [precinct breakdown](#) or [community totals](#).



ED SZCZEPANSKI REP 6,053 86%

CRAIG A. YOPE LIB 977 13%

100.0% of precincts reporting.

These same results may also be obtained via:

- Election Telephone Hotline: 586.469.5209.
- 24-Hour Fax (Within MI): 1.888.99.CLERK (request document number 6710).
- 24-Hour Fax (Outside of MI): 1.310.575.5035 (request document number 6710).

www.MCNTV.com

webmaster@mcntv.com

[Click here to return to race list](#)

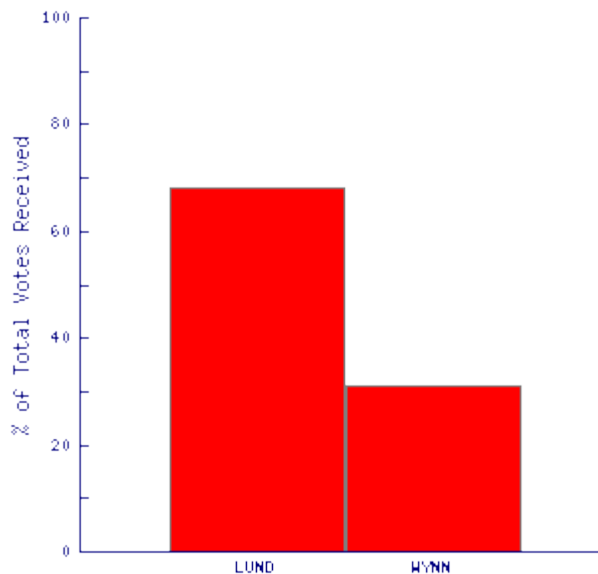


County Commission 12th District

One 2-year term

ONLY Macomb County Official Election Results

View [precinct breakdown](#) or [community totals](#).



PETER J. LUND REP **7,572** **68%**

PATRICIA R. WYNN DEM **3,421** **31%**

100.0% of precincts reporting.

These same results may also be obtained via:

- Election Telephone Hotline: 586.469.5209.
- 24-Hour Fax (Within MI): 1.888.99.CLERK (request document number 6710).
- 24-Hour Fax (Outside of MI): 1.310.575.5035 (request document number 6710).

www.MCNTV.com

webmaster@mcntv.com

[Click here to return to race list](#)

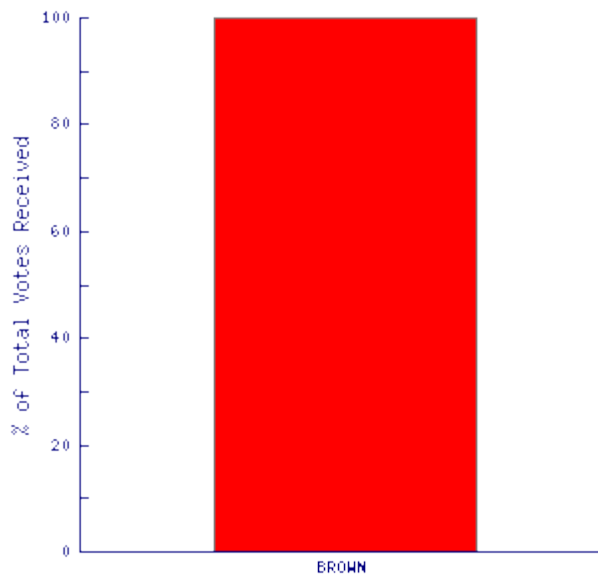


County Commission 13th District

One 2-year term

ONLY Macomb County Official Election Results

View [precinct breakdown](#) or [community totals](#).



DON BROWN REP 7,951 100%

100.0% of precincts reporting.

These same results may also be obtained via:

- Election Telephone Hotline: 586.469.5209.
- 24-Hour Fax (Within MI): 1.888.99.CLERK (request document number 6710).
- 24-Hour Fax (Outside of MI): 1.310.575.5035 (request document number 6710).

www.MCNTV.com

webmaster@mcntv.com

[Click here to return to race list](#)

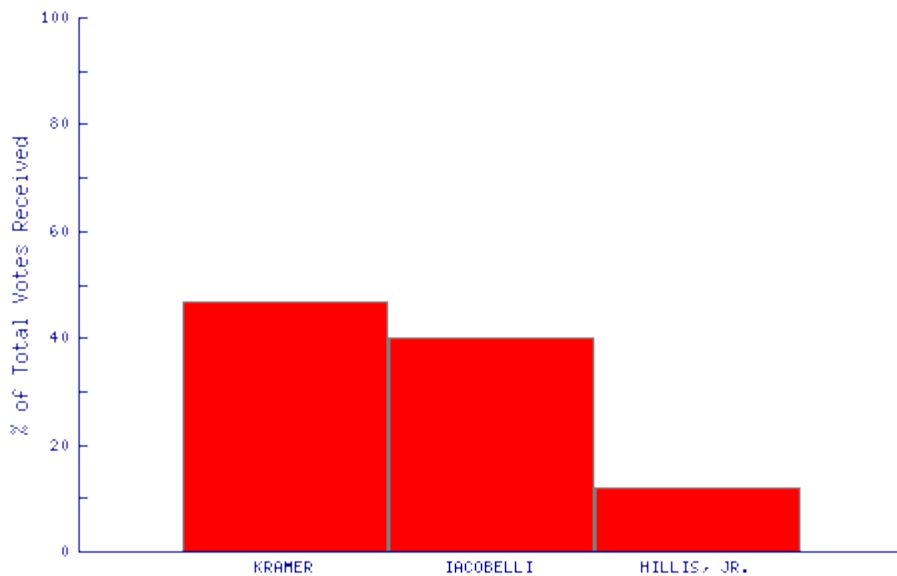
THE 2002 VOTE

County Commission 14th District

One 2-year term

ONLY Macomb County Official Election Results

View [precinct breakdown](#) or [community totals](#).



KURT S. KRAMER REP **4,137** 47%

WENDY IACOBELLI DEM **3,542** 40%

LEE E. HILLIS, JR. NPA **1,083** 12%

100.0% of precincts reporting.

These same results may also be obtained via:

- Election Telephone Hotline: 586.469.5209.

- 24-Hour Fax (Within MI): 1.888.99.CLERK (request document number 6710).
- 24-Hour Fax (Outside of MI): 1.310.575.5035 (request document number 6710).

www.MCNTV.com

webmaster@mcntv.com

[Click here to return to race list](#)

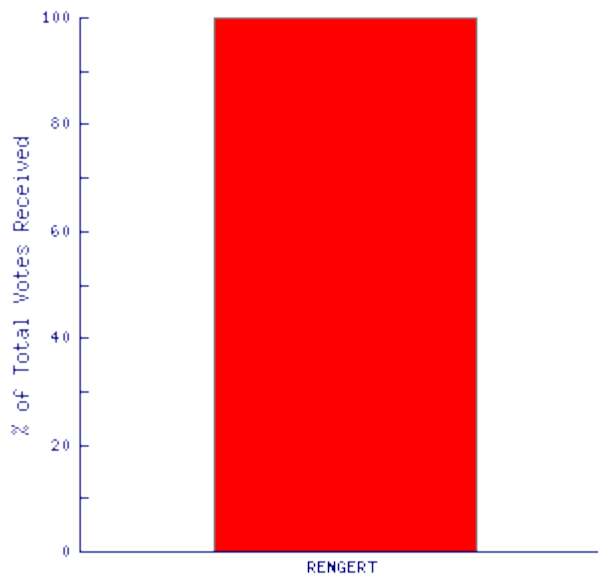


County Commission 15th District

One 2-year term

ONLY Macomb County Official Election Results

View [precinct breakdown](#) or [community totals](#).



KEITH RENGERT REP 8,390 100%

100.0% of precincts reporting.

These same results may also be obtained via:

- Election Telephone Hotline: 586.469.5209.
- 24-Hour Fax (Within MI): 1.888.99.CLERK (request document number 6710).
- 24-Hour Fax (Outside of MI): 1.310.575.5035 (request document number 6710).

www.MCNTV.com

webmaster@mcntv.com

[Click here to return to race list](#)

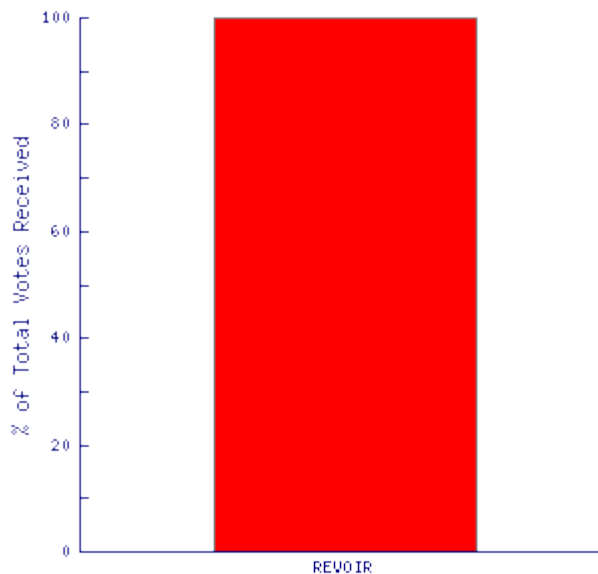
THE 2002 VOTE

County Commission 16th District

One 2-year term

ONLY Macomb County Official Election Results

View [precinct breakdown](#) or [community totals](#).



WILLIAM J. REVOIR REP 5,659 100%

100.0% of precincts reporting.

These same results may also be obtained via:

- Election Telephone Hotline: 586.469.5209.
- 24-Hour Fax (Within MI): 1.888.99.CLERK (request document number 6710).
- 24-Hour Fax (Outside of MI): 1.310.575.5035 (request document number 6710).

www.MCNTV.com

webmaster@mcntv.com

[Click here to return to race list](#)

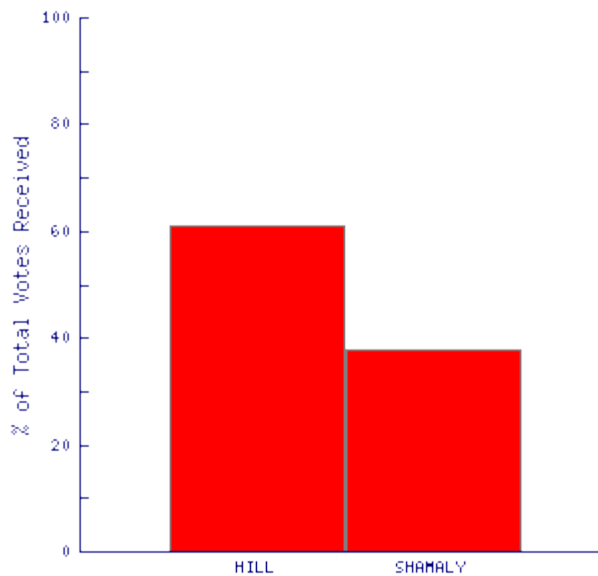
THE 2002 VOTE

County Commission 17th District

One 2-year term

ONLY Macomb County Official Election Results

View [precinct breakdown](#) or [community totals](#).



BOBBY L. HILL DEM **5,390** **61%**

JAMES MICHAEL SHAMALY REP **3,377** **38%**

100.0% of precincts reporting.

These same results may also be obtained via:

- Election Telephone Hotline: 586.469.5209.
- 24-Hour Fax (Within MI): 1.888.99.CLERK (request document number 6710).
- 24-Hour Fax (Outside of MI): 1.310.575.5035 (request document number 6710).

www.MCNTV.com

webmaster@mcntv.com

[Click here to return to race list](#)

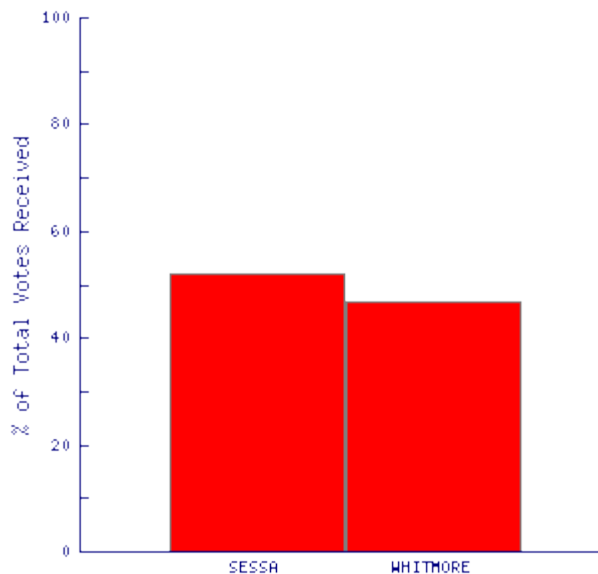


County Commission 18th District

One 2-year term

ONLY Macomb County Official Election Results

View [precinct breakdown](#) or [community totals](#).



MICHAEL C. SESSA REP **5,167** 52%

GARY J. WHITMORE DEM **4,612** 47%

100.0% of precincts reporting.

These same results may also be obtained via:

- Election Telephone Hotline: 586.469.5209.
- 24-Hour Fax (Within MI): 1.888.99.CLERK (request document number 6710).
- 24-Hour Fax (Outside of MI): 1.310.575.5035 (request document number 6710).

www.MCNTV.com

webmaster@mcntv.com

[Click here to return to race list](#)

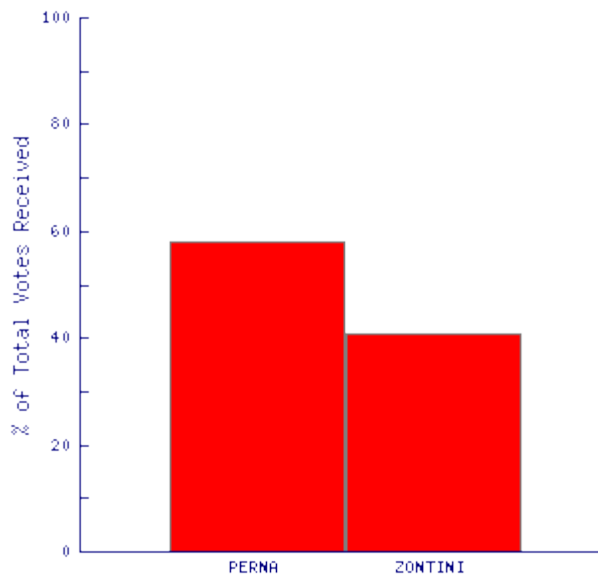


County Commission 19th District

One 2-year term

ONLY Macomb County Official Election Results

View [precinct breakdown](#) or [community totals](#).



JAMES M. PERNA DEM **5,849** 58%

DIANE ZONTINI REP **4,103** 41%

100.0% of precincts reporting.

These same results may also be obtained via:

- Election Telephone Hotline: 586.469.5209.
- 24-Hour Fax (Within MI): 1.888.99.CLERK (request document number 6710).
- 24-Hour Fax (Outside of MI): 1.310.575.5035 (request document number 6710).

www.MCNTV.com

webmaster@mcntv.com

[Click here to return to race list](#)

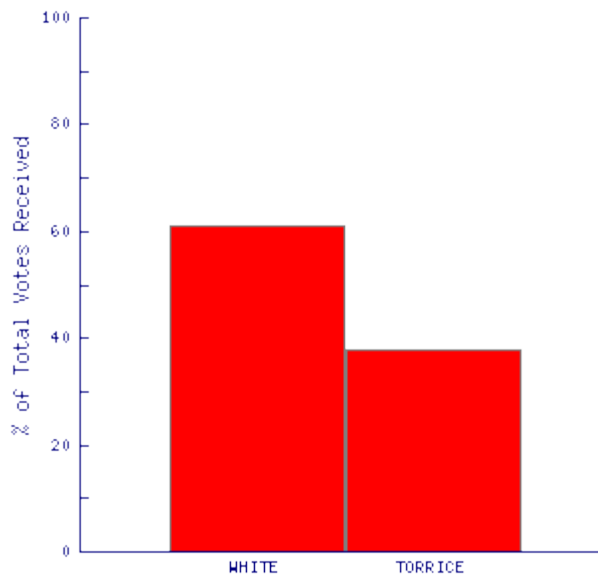
THE 2002 VOTE

County Commission 20th District

One 2-year term

ONLY Macomb County Official Election Results

View [precinct breakdown](#) or [community totals](#).



NANCY M. WHITE DEM **5,327** **61%**

MICHAEL PETER TORRICE REP **3,265** **38%**

100.0% of precincts reporting.

These same results may also be obtained via:

- Election Telephone Hotline: 586.469.5209.
- 24-Hour Fax (Within MI): 1.888.99.CLERK (request document number 6710).
- 24-Hour Fax (Outside of MI): 1.310.575.5035 (request document number 6710).

www.MCNTV.com

webmaster@mcntv.com

[Click here to return to race list](#)

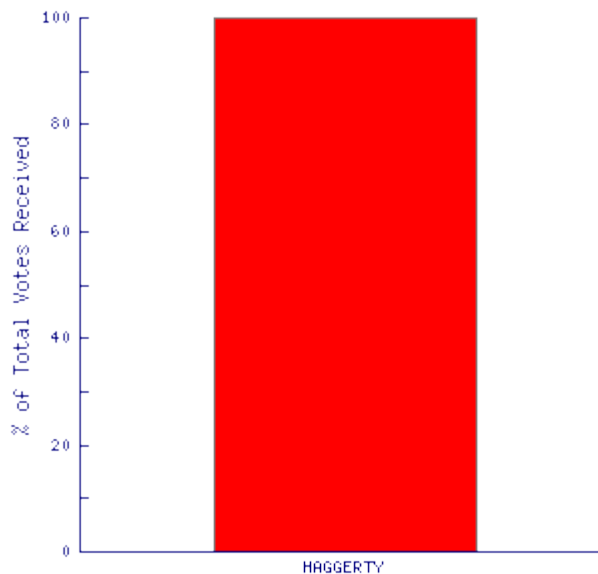


County Commission 21st District

One 2-year term

ONLY Macomb County Official Election Results

View [precinct breakdown](#) or [community totals](#).



LEONARD HAGGERTY DEM 5,763 100%

100.0% of precincts reporting.

These same results may also be obtained via:

- Election Telephone Hotline: 586.469.5209.
- 24-Hour Fax (Within MI): 1.888.99.CLERK (request document number 6710).
- 24-Hour Fax (Outside of MI): 1.310.575.5035 (request document number 6710).

www.MCNTV.com

webmaster@mcntv.com

[Click here to return to race list](#)

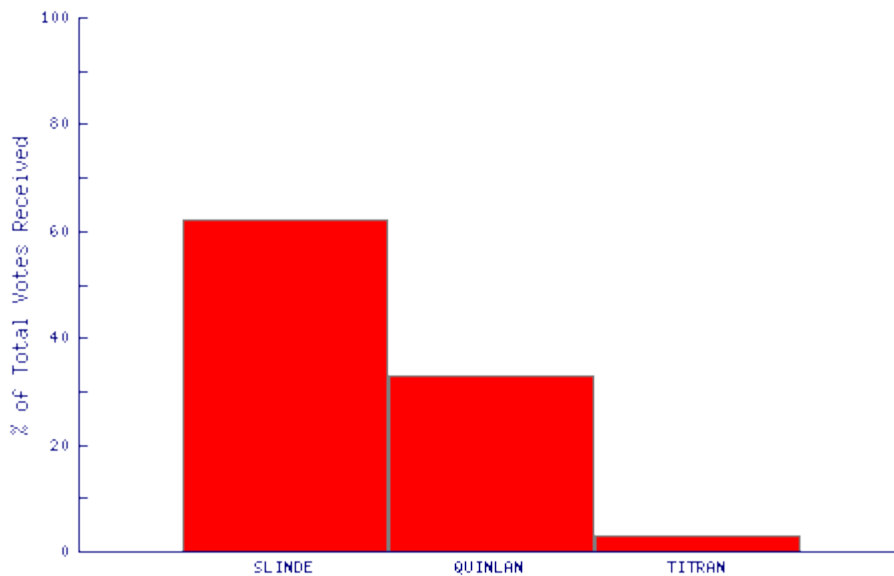
THE 2002 VOTE

County Commission 22nd District

One 2-year term

ONLY Macomb County Official Election Results

View [precinct breakdown](#) or [community totals](#).



BETTY SLINDE DEM **4,444** **62%**

MARY E. QUINLAN REP **2,382** **33%**

ALBERT J. TITRAN LIB **259** **3%**

100.0% of precincts reporting.

These same results may also be obtained via:

- Election Telephone Hotline: 586.469.5209.

- 24-Hour Fax (Within MI): 1.888.99.CLERK (request document number 6710).
- 24-Hour Fax (Outside of MI): 1.310.575.5035 (request document number 6710).

www.MCNTV.com

webmaster@mcntv.com

[Click here to return to race list](#)

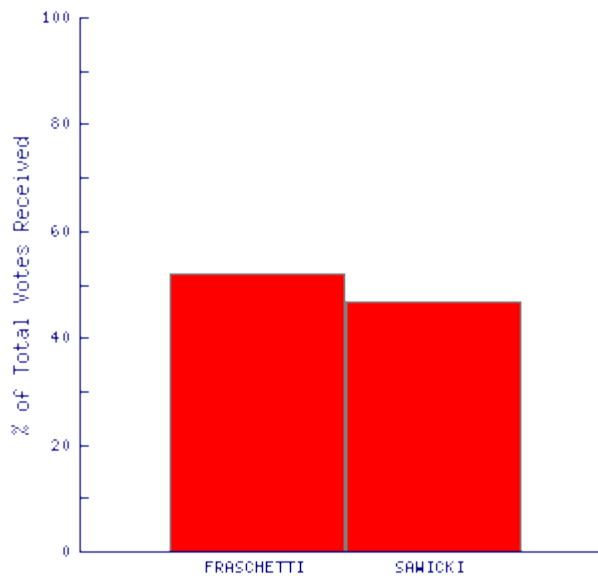
THE 2002 VOTE

County Commission 23rd District

One 2-year term

ONLY Macomb County Official Election Results

View [precinct breakdown](#) or [community totals](#).



ROLAND R. FRASCETTI REP **6,400** 52%

ROBERT M. SAWICKI DEM **5,782** 47%

100.0% of precincts reporting.

These same results may also be obtained via:

- Election Telephone Hotline: 586.469.5209.
- 24-Hour Fax (Within MI): 1.888.99.CLERK (request document number 6710).
- 24-Hour Fax (Outside of MI): 1.310.575.5035 (request document number 6710).

www.MCNTV.com

webmaster@mcntv.com

[Click here to return to race list](#)

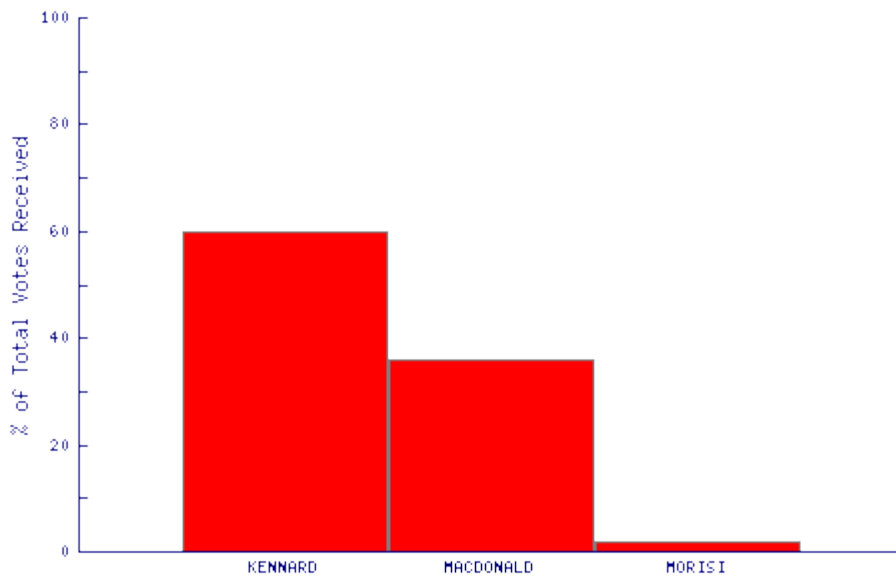
THE 2002 VOTE

County Commission 24th District

One 2-year term

ONLY Macomb County Official Election Results

View [precinct breakdown](#) or [community totals](#).



PEGGY A. KENNARD DEM **7,448** **60%**

ROBERT MACDONALD REP **4,446** **36%**

WENDY E. MORISI LIB **319** **2%**

100.0% of precincts reporting.

These same results may also be obtained via:

- Election Telephone Hotline: 586.469.5209.

- 24-Hour Fax (Within MI): 1.888.99.CLERK (request document number 6710).
- 24-Hour Fax (Outside of MI): 1.310.575.5035 (request document number 6710).

www.MCNTV.com

webmaster@mcntv.com

[Click here to return to race list](#)

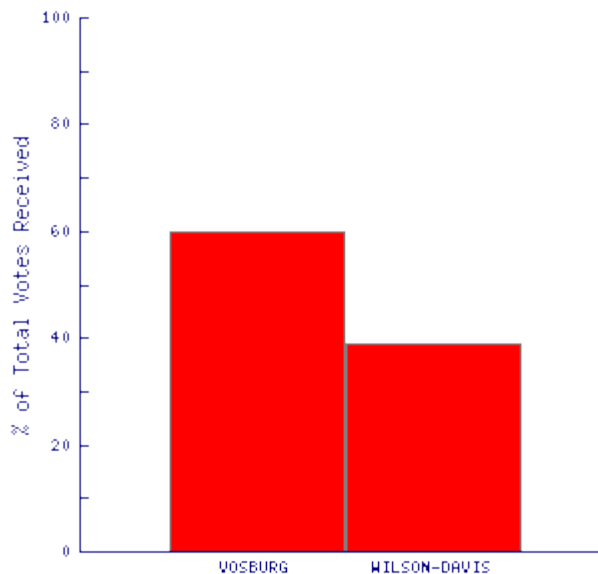


County Commission 25th District

One 2-year term

ONLY Macomb County Official Election Results

View [precinct breakdown](#) or [community totals](#).



KATHY VOSBURG REP **4,946** 60%

JANICE WILSON-DAVIS DEM **3,208** 39%

100.0% of precincts reporting.

These same results may also be obtained via:

- Election Telephone Hotline: 586.469.5209.
- 24-Hour Fax (Within MI): 1.888.99.CLERK (request document number 6710).
- 24-Hour Fax (Outside of MI): 1.310.575.5035 (request document number 6710).

www.MCNTV.com

webmaster@mcntv.com

[Click here to return to race list](#)

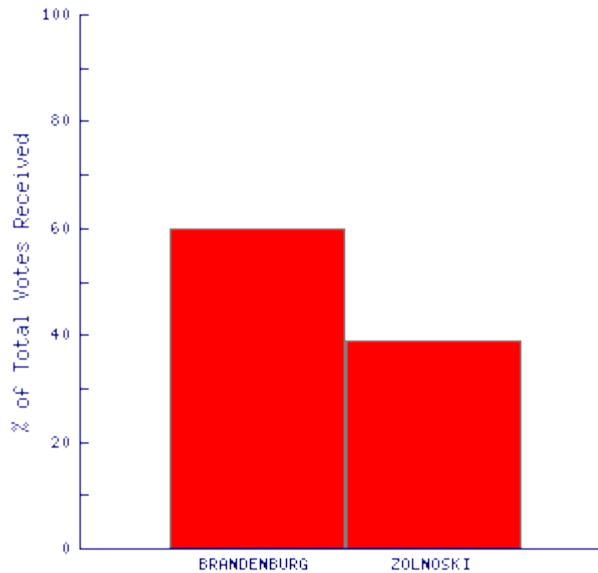


County Commission 26th District

One 2-year term

ONLY Macomb County Official Election Results

View [precinct breakdown](#) or [community totals](#).



NICHOLYN ANN BRANDENBURG REP **6,198** 60%

DEBI ZOLNOSKI DEM **4,005** 39%

100.0% of precincts reporting.

These same results may also be obtained via:

- Election Telephone Hotline: 586.469.5209.
- 24-Hour Fax (Within MI): 1.888.99.CLERK (request document number 6710).
- 24-Hour Fax (Outside of MI): 1.310.575.5035 (request document number 6710).

www.MCNTV.com

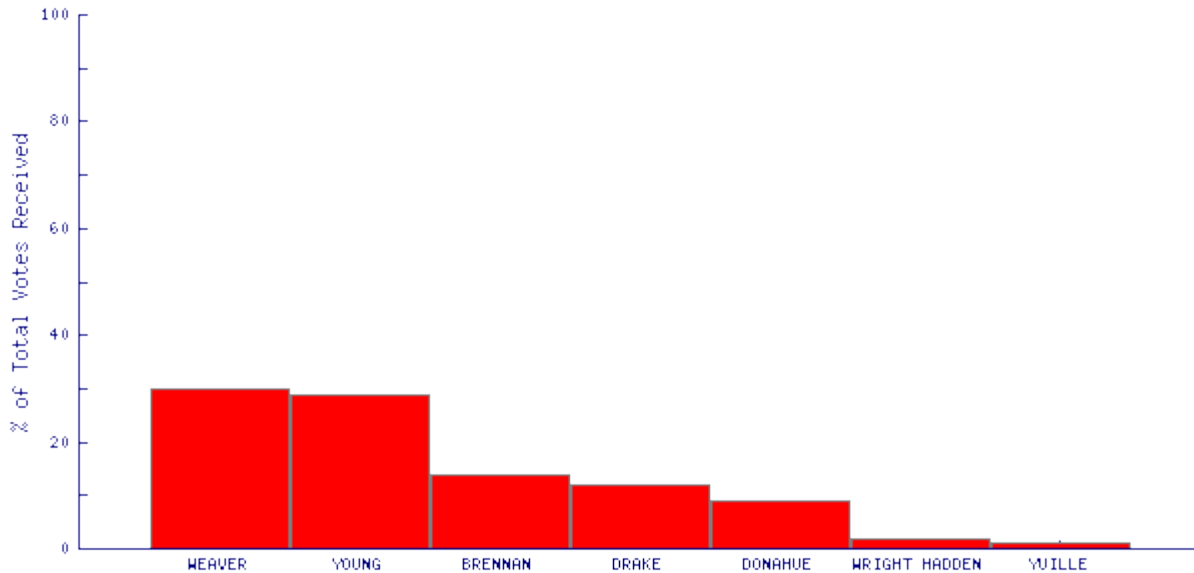
webmaster@mcntv.com

[Click here to return to race list](#)

THE 2002 VOTE

Supreme Court Justice Two 8-year terms (Incumbent) ONLY Macomb County Official Election Results

View [precinct breakdown](#) or [community totals](#).



ELIZABETH A. WEAVER	105,684	30%
<hr/>		
ROBERT YOUNG	103,223	29%
<hr/>		
J. MARTIN BRENNAN	49,908	14%
<hr/>		
MAGGIE W. DRAKE	44,541	12%
<hr/>		
MICHAEL L. DONAHUE	32,522	9%
<hr/>		
DONNELLY WRIGHT HADDEN	9,874	2%
<hr/>		

100.0% of precincts reporting.

These same results may also be obtained via:

- Election Telephone Hotline: 586.469.5209.
- 24-Hour Fax (Within MI): 1.888.99.CLERK (request document number 6710).
- 24-Hour Fax (Outside of MI): 1.310.575.5035 (request document number 6710).

www.MCNTV.com

webmaster@mcntv.com

[Click here to return to race list](#)

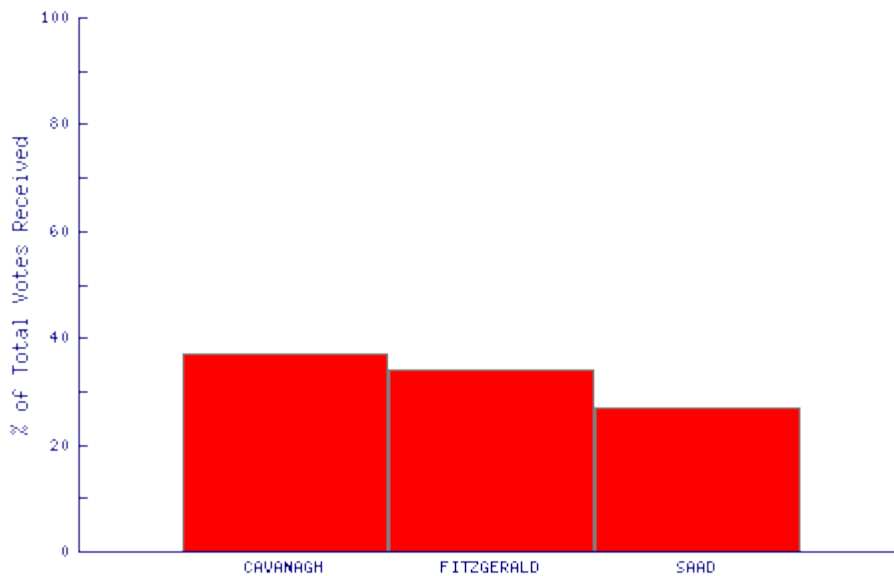
THE 2002 VOTE

2nd District Judge of the Court of Appeals

Three 6-year terms (Incumbent)

ONLY Macomb County Official Election Results

View [precinct breakdown](#) or [community totals](#).



MARK J. CAVANAGH 142,832 37%

E. THOMAS FITZGERALD 132,719 34%

HENRY WILLIAM SAAD 105,639 27%

100.0% of precincts reporting.

These same results may also be obtained via:

- Election Telephone Hotline: 586.469.5209.

- 24-Hour Fax (Within MI): 1.888.99.CLERK (request document number 6710).
- 24-Hour Fax (Outside of MI): 1.310.575.5035 (request document number 6710).

www.MCNTV.com

webmaster@mcntv.com

[Click here to return to race list](#)

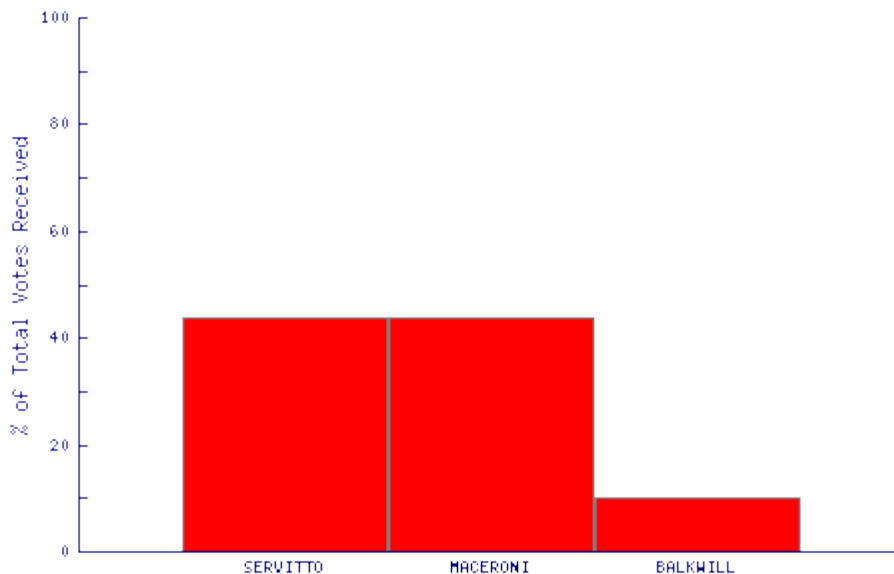
THE 2002 VOTE

16th Circuit Court Judge (Incumbent)

Two 6-year terms

ONLY Macomb County Official Election Results

View [precinct breakdown](#) or [community totals](#).



DEBORAH A. SERVITTO **148,717 44%**

PETER J. MACERONI **147,033 44%**

FREDERICK D. BALKWILL **36,515 10%**

100.0% of precincts reporting.

These same results may also be obtained via:

- Election Telephone Hotline: 586.469.5209.

- 24-Hour Fax (Within MI): 1.888.99.CLERK (request document number 6710).
- 24-Hour Fax (Outside of MI): 1.310.575.5035 (request document number 6710).

www.MCNTV.com

webmaster@mcntv.com

[Click here to return to race list](#)

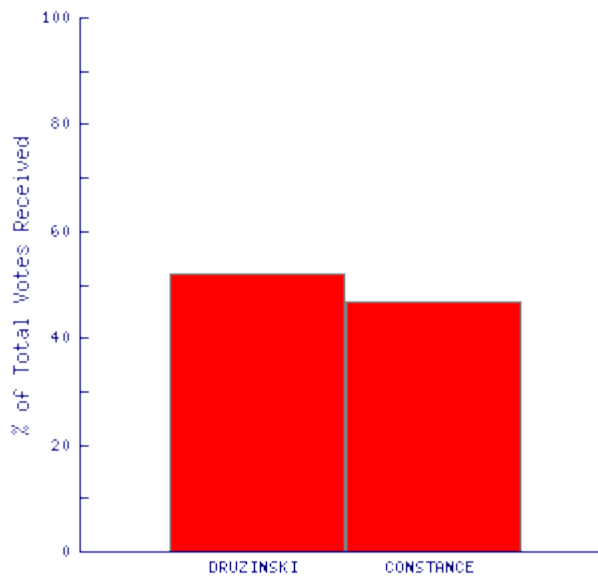
THE 2002 VOTE

16th Circuit Court Judge (Non-Incumbent)

One 6-year term

ONLY Macomb County Official Election Results

View [precinct breakdown](#) or [community totals](#).



DIANE M. DRUZINSKI **96,906** 52%

GEORGE G. CONSTANCE **87,177** 47%

100.0% of precincts reporting.

These same results may also be obtained via:

- Election Telephone Hotline: 586.469.5209.
- 24-Hour Fax (Within MI): 1.888.99.CLERK (request document number 6710).
- 24-Hour Fax (Outside of MI): 1.310.575.5035 (request document number 6710).

www.MCNTV.com

webmaster@mcntv.com

[Click here to return to race list](#)

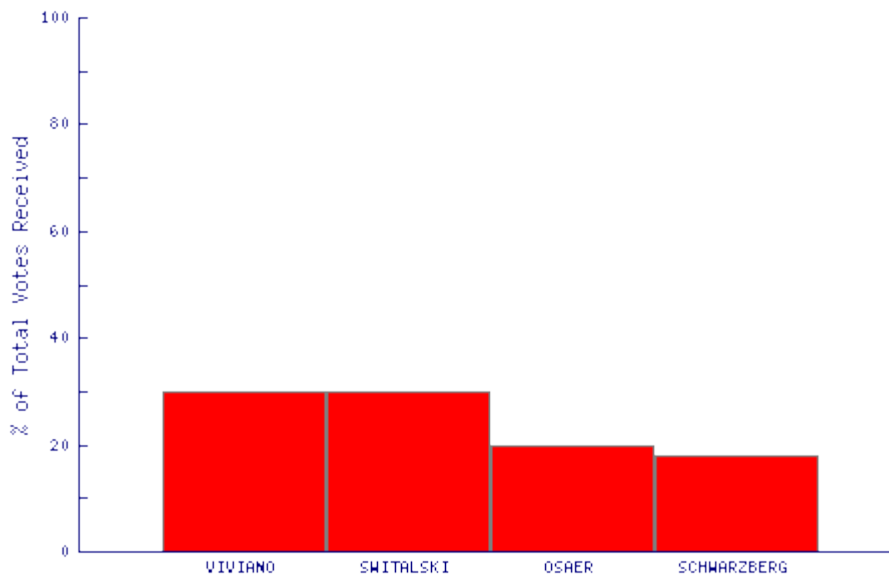
THE 2002 VOTE

16th Circuit Court Judge (New Judgeships)

One 8-year term & One 6-year term

ONLY Macomb County Official Election Results

View [precinct breakdown](#) or [community totals](#).



TONY VIVIANO **102,265 30%**

MATTHEW SWITALSKI **99,817 30%**

MICHAEL R. OSAER **67,474 20%**

KAY SCHWARZBERG **61,591 18%**

100.0% of precincts reporting.

These same results may also be obtained via:

- Election Telephone Hotline: 586.469.5209.
- 24-Hour Fax (Within MI): 1.888.99.CLERK (request document number 6710).
- 24-Hour Fax (Outside of MI): 1.310.575.5035 (request document number 6710).

www.MCNTV.com

webmaster@mcntv.com

[Click here to return to race list](#)

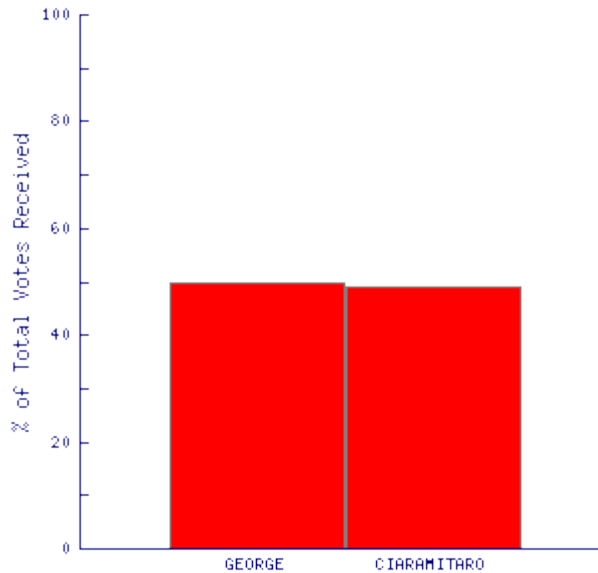
THE 2002 VOTE

Probate Court Judge (Non-Incumbent)

One 6-year term

ONLY Macomb County Official Election Results

View [precinct breakdown](#) or [community totals](#).



KATHRYN GEORGE 91,708 50%

NICK CIARAMITARO 91,507 49%

100.0% of precincts reporting.

These same results may also be obtained via:

- Election Telephone Hotline: 586.469.5209.
- 24-Hour Fax (Within MI): 1.888.99.CLERK (request document number 6710).
- 24-Hour Fax (Outside of MI): 1.310.575.5035 (request document number 6710).

www.MCNTV.com

webmaster@mcntv.com

[Click here to return to race list](#)

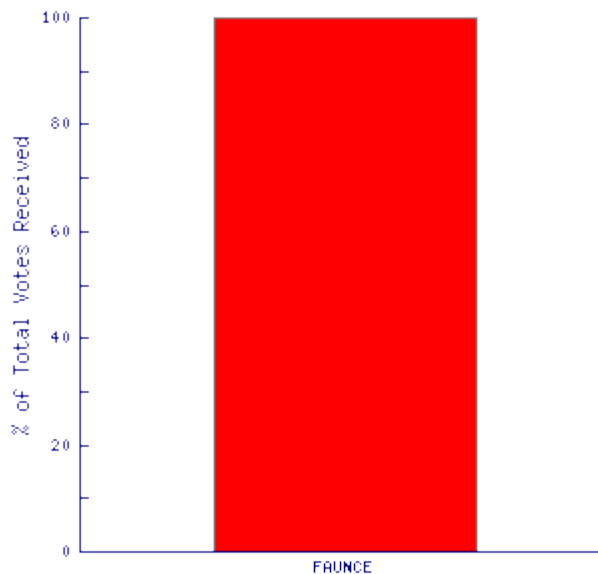
THE 2002 VOTE

37th District Court Judge (Non-Incumbent)

One 6-year term

ONLY Macomb County Official Election Results

View [precinct breakdown](#) or [community totals](#).



JENNIFER FAUNCE 24,629 100%

100.0% of precincts reporting.

These same results may also be obtained via:

- Election Telephone Hotline: 586.469.5209.
- 24-Hour Fax (Within MI): 1.888.99.CLERK (request document number 6710).
- 24-Hour Fax (Outside of MI): 1.310.575.5035 (request document number 6710).

www.MCNTV.com

webmaster@mcntv.com

[Click here to return to race list](#)

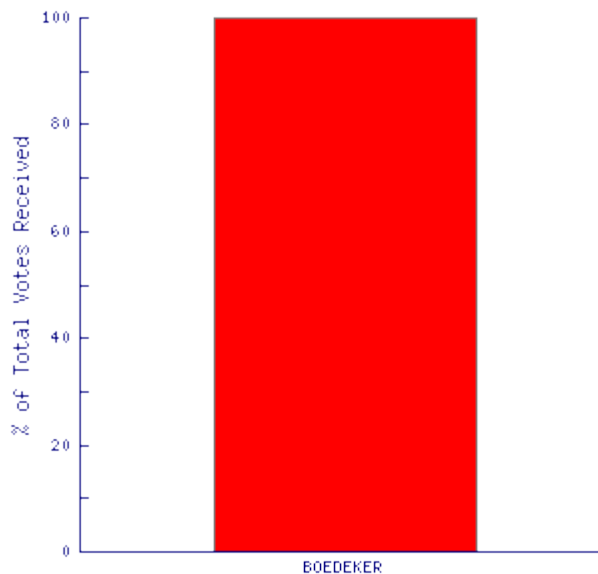


39th District Court Judge (Incumbent)

One 6-year term

ONLY Macomb County Official Election Results

View [precinct breakdown](#) or [community totals](#).



JOSEPH F. BOEDEKER 11,990 100%

100.0% of precincts reporting.

These same results may also be obtained via:

- Election Telephone Hotline: 586.469.5209.
- 24-Hour Fax (Within MI): 1.888.99.CLERK (request document number 6710).
- 24-Hour Fax (Outside of MI): 1.310.575.5035 (request document number 6710).

www.MCNTV.com

webmaster@mcntv.com

[Click here to return to race list](#)

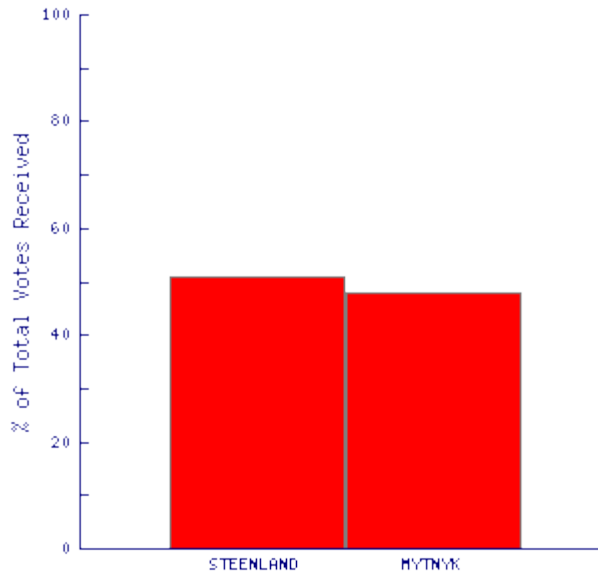
THE 2002 VOTE

39th District Court Judge (Incumbent)

One partial term ending 1/1/2005

ONLY Macomb County Official Election Results

View [precinct breakdown](#) or [community totals](#).



CATHERINE B. STEENLAND 7,866 51%

PETER H. MYTNYK 7,382 48%

100.0% of precincts reporting.

These same results may also be obtained via:

- Election Telephone Hotline: 586.469.5209.
- 24-Hour Fax (Within MI): 1.888.99.CLERK (request document number 6710).
- 24-Hour Fax (Outside of MI): 1.310.575.5035 (request document number 6710).

www.MCNTV.com

webmaster@mcntv.com

[Click here to return to race list](#)

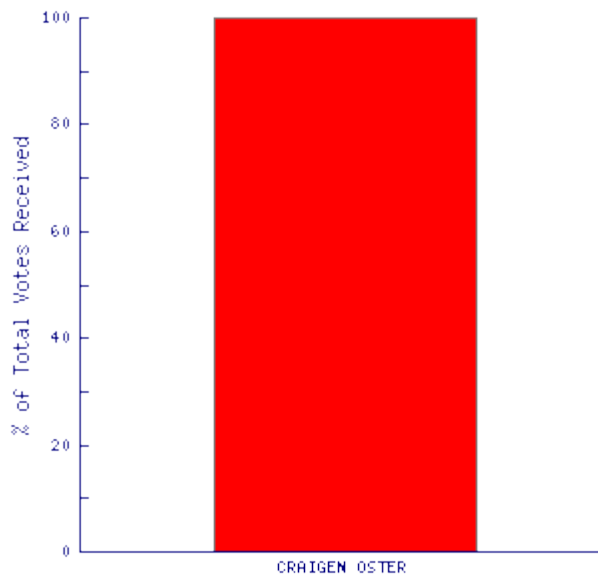


40th District Court Judge (Incumbent)

One 6-year term

ONLY Macomb County Official Election Results

View [precinct breakdown](#) or [community totals](#).



JOSEPH CRAIGEN OSTER 17,212 100%

100.0% of precincts reporting.

These same results may also be obtained via:

- Election Telephone Hotline: 586.469.5209.
- 24-Hour Fax (Within MI): 1.888.99.CLERK (request document number 6710).
- 24-Hour Fax (Outside of MI): 1.310.575.5035 (request document number 6710).

www.MCNTV.com

webmaster@mcntv.com

[Click here to return to race list](#)

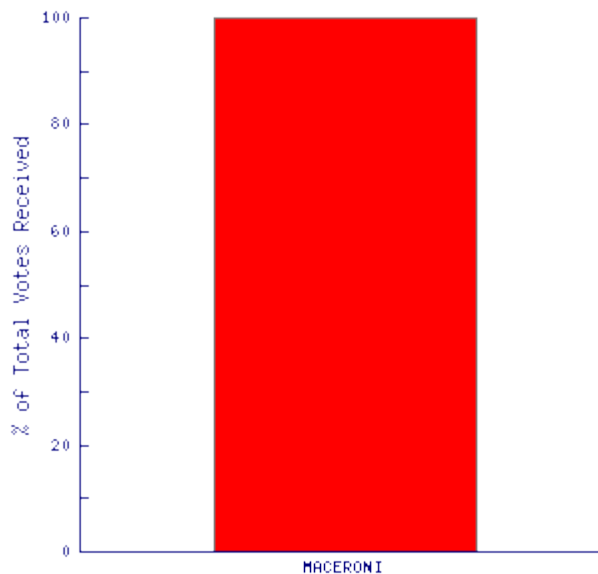
THE 2002 VOTE

41A District Court Judge (Incumbent)

One 6-year term

ONLY Macomb County Official Election Results

View [precinct breakdown](#) or [community totals](#).



MICHAEL S. MACERONI 51,183 100%

100.0% of precincts reporting.

These same results may also be obtained via:

- Election Telephone Hotline: 586.469.5209.
- 24-Hour Fax (Within MI): 1.888.99.CLERK (request document number 6710).
- 24-Hour Fax (Outside of MI): 1.310.575.5035 (request document number 6710).

www.MCNTV.com

webmaster@mcntv.com

[Click here to return to race list](#)

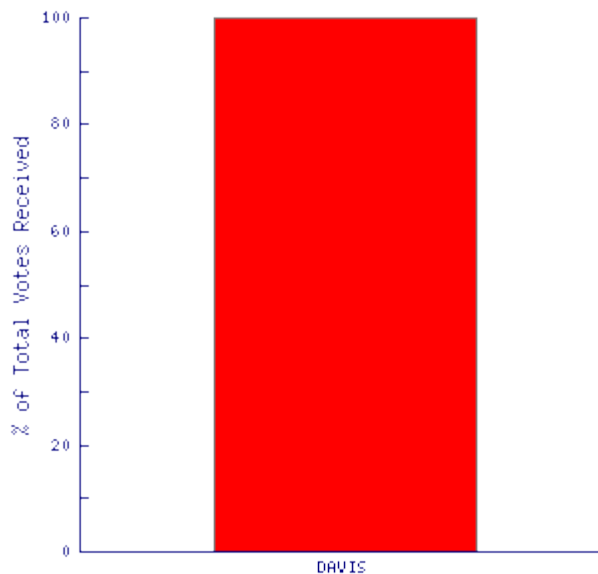


41B District Court Judge (Incumbent)

One 6-year term

ONLY Macomb County Official Election Results

View [precinct breakdown](#) or [community totals](#).



LINDA DAVIS 26,574 100%

100.0% of precincts reporting.

These same results may also be obtained via:

- Election Telephone Hotline: 586.469.5209.
- 24-Hour Fax (Within MI): 1.888.99.CLERK (request document number 6710).
- 24-Hour Fax (Outside of MI): 1.310.575.5035 (request document number 6710).

www.MCNTV.com

webmaster@mcntv.com

[Click here to return to race list](#)

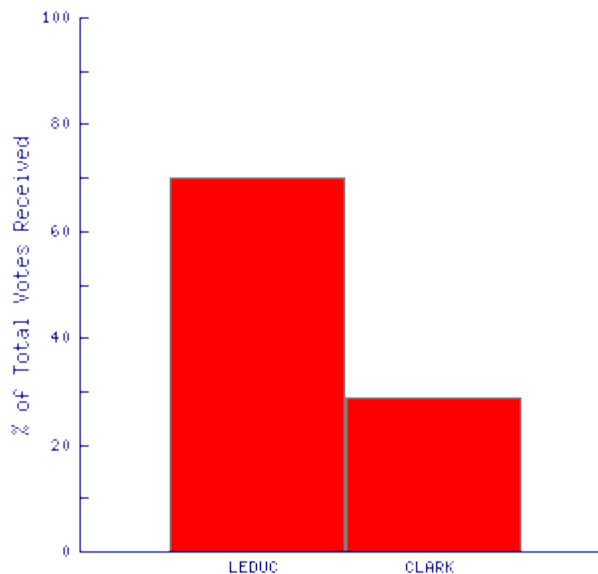


42nd District 1st Division Court Judge (Non-Incumbent)

One 6-year term

ONLY Macomb County Official Election Results

View [precinct breakdown](#) or [community totals](#).



DENIS R. LEDUC 9,367 70%

MARK L. CLARK 3,865 29%

100.0% of precincts reporting.

These same results may also be obtained via:

- Election Telephone Hotline: 586.469.5209.
- 24-Hour Fax (Within MI): 1.888.99.CLERK (request document number 6710).
- 24-Hour Fax (Outside of MI): 1.310.575.5035 (request document number 6710).

www.MCNTV.com

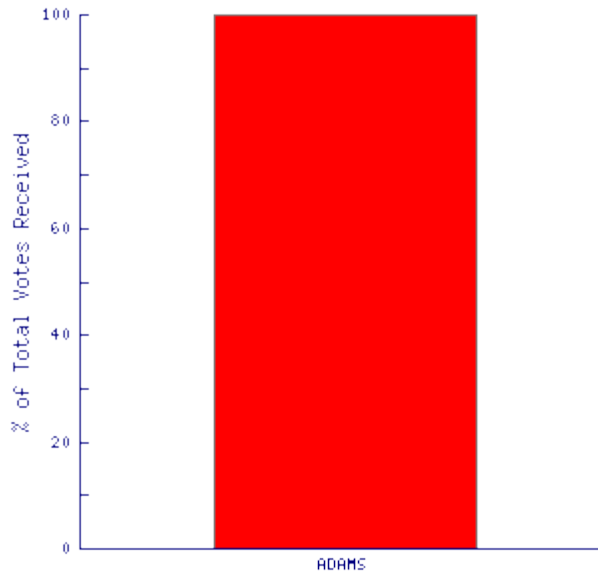
webmaster@mcntv.com

[Click here to return to race list](#)



Bruce Twp. Trustee
One partial term ending 11/20/2004
ONLY Macomb County Official Election Results

View [precinct breakdown](#) or [community totals](#).



GEORGE ADAMS REP 2,296 100%

100.0% of precincts reporting.

These same results may also be obtained via:

- Election Telephone Hotline: 586.469.5209.
- 24-Hour Fax (Within MI): 1.888.99.CLERK (request document number 6710).
- 24-Hour Fax (Outside of MI): 1.310.575.5035 (request document number 6710).

www.MCNTV.com

webmaster@mcntv.com

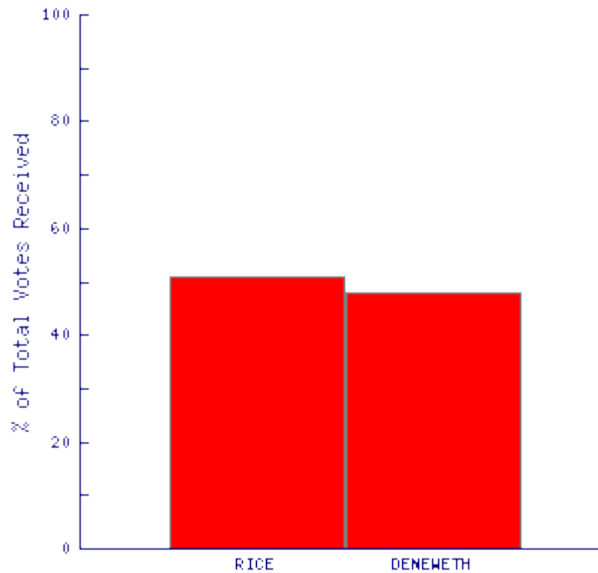
[Click here to return to race list](#)

THE 2002 VOTE

Harrison Twp. Trustee

One partial term ending 11/20/2004
ONLY Macomb County Official Election Results

View [precinct breakdown](#) or [community totals](#).



MICHAEL RICE REP **4,086** 51%

GERALD DENEWETH DEM **3,858** 48%

100.0% of precincts reporting.

These same results may also be obtained via:

- Election Telephone Hotline: 586.469.5209.
- 24-Hour Fax (Within MI): 1.888.99.CLERK (request document number 6710).
- 24-Hour Fax (Outside of MI): 1.310.575.5035 (request document number 6710).

www.MCNTV.com

webmaster@mcntv.com

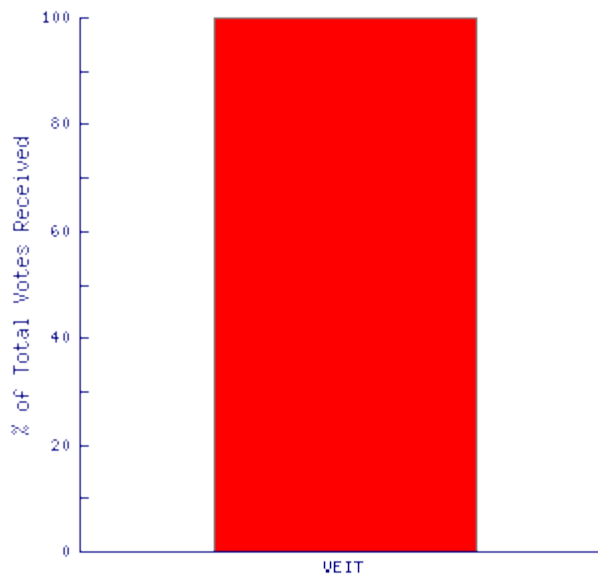
[Click here to return to race list](#)

THE 2002 VOTE

Lake Twp. Treasurer

One partial term ending 11/20/2004
ONLY Macomb County Official Election Results

View [precinct breakdown](#) or [community totals](#).



JAMES VEIT REP 35 100%

100.0% of precincts reporting.

These same results may also be obtained via:

- Election Telephone Hotline: 586.469.5209.
- 24-Hour Fax (Within MI): 1.888.99.CLERK (request document number 6710).
- 24-Hour Fax (Outside of MI): 1.310.575.5035 (request document number 6710).

www.MCNTV.com

webmaster@mcntv.com

[Click here to return to race list](#)

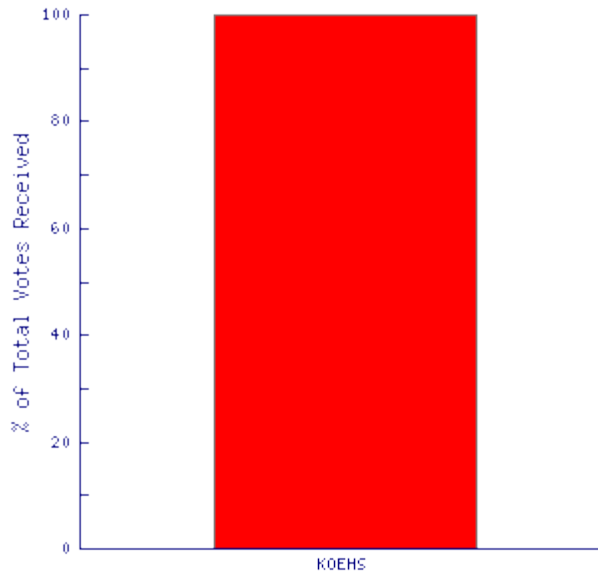
THE 2002 VOTE

Macomb Twp. Clerk

One partial term ending 11/20/2004

ONLY Macomb County Official Election Results

View [precinct breakdown](#) or [community totals](#).



MICHAEL D. KOEHS REP 12,749 100%

100.0% of precincts reporting.

These same results may also be obtained via:

- Election Telephone Hotline: 586.469.5209.
- 24-Hour Fax (Within MI): 1.888.99.CLERK (request document number 6710).
- 24-Hour Fax (Outside of MI): 1.310.575.5035 (request document number 6710).

www.MCNTV.com

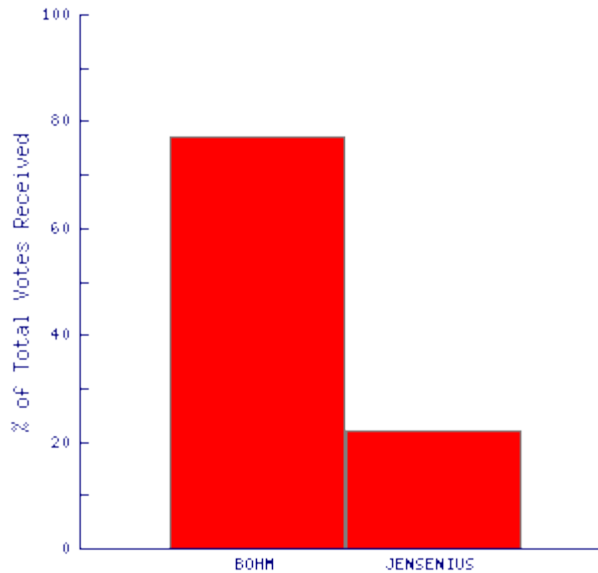
webmaster@mcntv.com

[Click here to return to race list](#)

THE 2002 VOTE

Ray Twp. Supervisor One partial term ending 11/20/2004 ONLY Macomb County Official Election Results

View [precinct breakdown](#) or [community totals](#).



CHARLES R. BOHM REP **1,100** **77%**

DANIEL P. JENSENIUS NPA **324** **22%**

100.0% of precincts reporting.

These same results may also be obtained via:

- Election Telephone Hotline: 586.469.5209.
- 24-Hour Fax (Within MI): 1.888.99.CLERK (request document number 6710).
- 24-Hour Fax (Outside of MI): 1.310.575.5035 (request document number 6710).

www.MCNTV.com

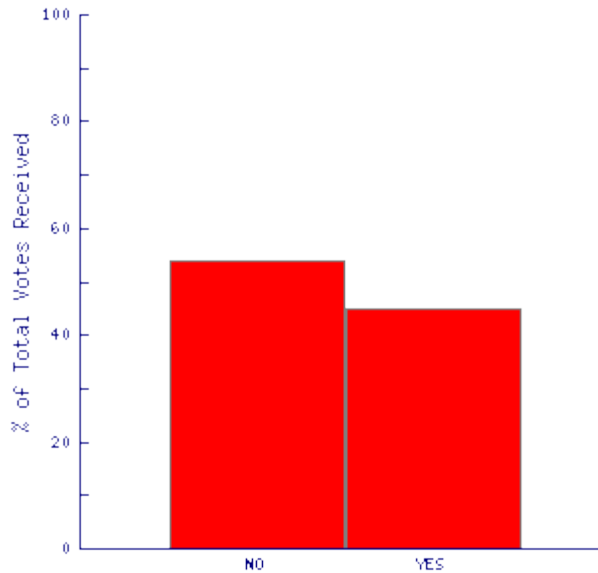
webmaster@mcntv.com

[Click here to return to race list](#)

THE 2002 VOTE

State Proposal 02-1 Referendum on Public Act 269 of 2001 ONLY Macomb County Official Election Results

View [precinct breakdown](#) or [community totals](#).



NO 129,910 54%

YES 106,617 45%

100.0% of precincts reporting.

These same results may also be obtained via:

- Election Telephone Hotline: 586.469.5209.
- 24-Hour Fax (Within MI): 1.888.99.CLERK (request document number 6710).
- 24-Hour Fax (Outside of MI): 1.310.575.5035 (request document number 6710).

www.MCNTV.com

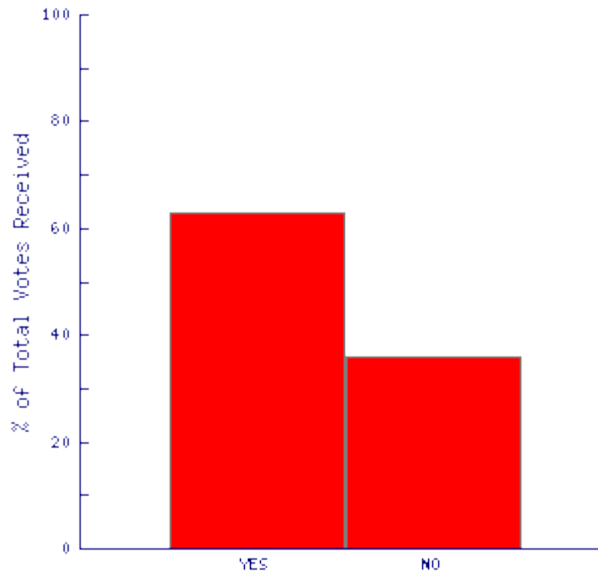
webmaster@mcntv.com

[Click here to return to race list](#)



State Proposal 02-2
Proposal to Authorize Bonds for Sewage Treatment
ONLY Macomb County Official Election Results

View [precinct breakdown](#) or [community totals](#).



YES 149,248 63%

NO 87,379 36%

100.0% of precincts reporting.

These same results may also be obtained via:

- Election Telephone Hotline: 586.469.5209.
- 24-Hour Fax (Within MI): 1.888.99.CLERK (request document number 6710).
- 24-Hour Fax (Outside of MI): 1.310.575.5035 (request document number 6710).

www.MCNTV.com

webmaster@mcntv.com

[Click here to return to race list](#)

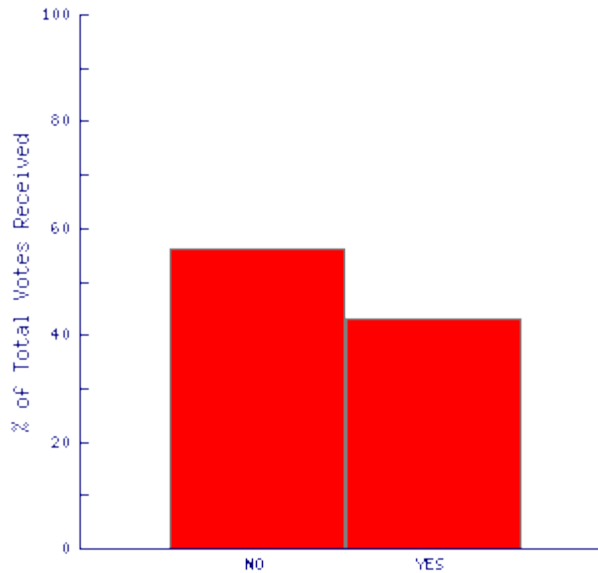


State Proposal 02-3

Collective Bargaining with Binding Arbitration for State Employees

ONLY Macomb County Official Election Results

View [precinct breakdown](#) or [community totals](#).



NO 130,596 56%

YES 102,579 43%

100.0% of precincts reporting.

These same results may also be obtained via:

- Election Telephone Hotline: 586.469.5209.
- 24-Hour Fax (Within MI): 1.888.99.CLERK (request document number 6710).
- 24-Hour Fax (Outside of MI): 1.310.575.5035 (request document number 6710).

www.MCNTV.com

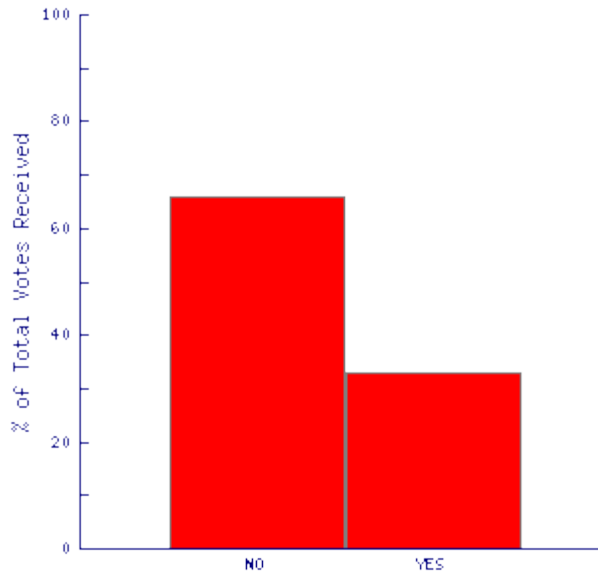
webmaster@mcntv.com

[Click here to return to race list](#)



State Proposal 02-4
Tobacco Settlement Revenue Reallocation
ONLY Macomb County Official Election Results

View [precinct breakdown](#) or [community totals](#).



NO 160,713 66%

YES 81,931 33%

100.0% of precincts reporting.

These same results may also be obtained via:

- Election Telephone Hotline: 586.469.5209.
- 24-Hour Fax (Within MI): 1.888.99.CLERK (request document number 6710).
- 24-Hour Fax (Outside of MI): 1.310.575.5035 (request document number 6710).

www.MCNTV.com

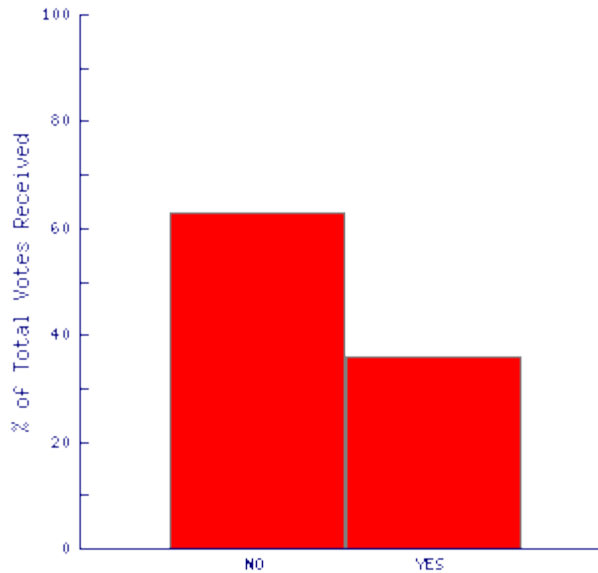
webmaster@mcntv.com

[Click here to return to race list](#)



Macomb County
Emergency Communications Telephone Surcharge
ONLY Macomb County Official Election Results

View [precinct breakdown](#) or [community totals](#).



NO 149,036 63%

YES 84,779 36%

100.0% of precincts reporting.

These same results may also be obtained via:

- Election Telephone Hotline: 586.469.5209.
- 24-Hour Fax (Within MI): 1.888.99.CLERK (request document number 6710).
- 24-Hour Fax (Outside of MI): 1.310.575.5035 (request document number 6710).

www.MCNTV.com

webmaster@mcntv.com

[Click here to return to race list](#)

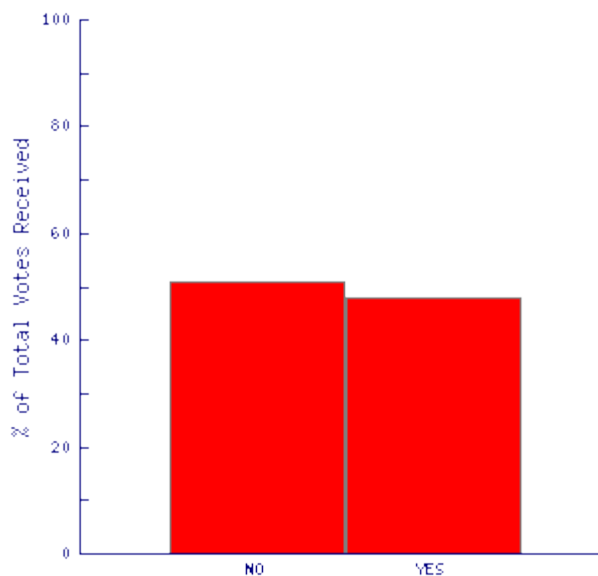


Eastpointe Resolution No. 1477

Police Services

ONLY Macomb County Official Election Results

View [precinct breakdown](#) or [community totals](#).



NO 5,107 51%

YES 4,730 48%

100.0% of precincts reporting.

These same results may also be obtained via:

- Election Telephone Hotline: 586.469.5209.
- 24-Hour Fax (Within MI): 1.888.99.CLERK (request document number 6710).
- 24-Hour Fax (Outside of MI): 1.310.575.5035 (request document number 6710).

www.MCNTV.com

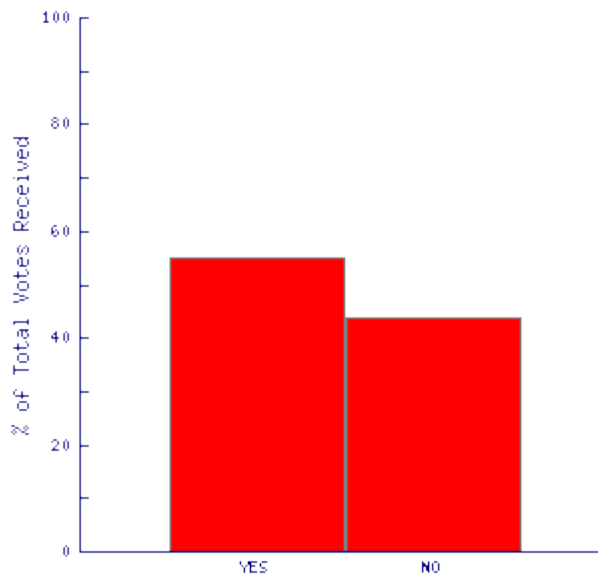
webmaster@mcntv.com

[Click here to return to race list](#)

THE 2002 VOTE

Eastpointe Resolution No. 1478 Fire & Advanced Life Support EMS ONLY Macomb County Official Election Results

View [precinct breakdown](#) or [community totals](#).



YES 5,456 55%

NO 4,424 44%

100.0% of precincts reporting.

These same results may also be obtained via:

- Election Telephone Hotline: 586.469.5209.
- 24-Hour Fax (Within MI): 1.888.99.CLERK (request document number 6710).
- 24-Hour Fax (Outside of MI): 1.310.575.5035 (request document number 6710).

www.MCNTV.com

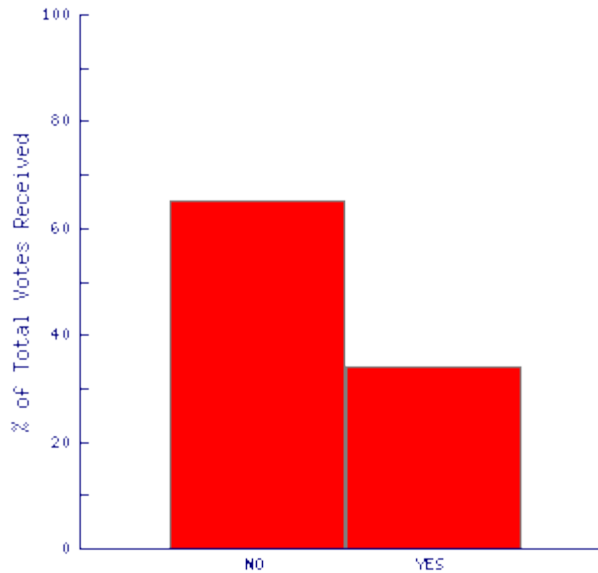
webmaster@mcntv.com

[Click here to return to race list](#)



Roseville Headlee
Override Millage Proposal
ONLY Macomb County Official Election Results

View [precinct breakdown](#) or [community totals](#).



NO 7,982 65%

YES 4,163 34%

100.0% of precincts reporting.

These same results may also be obtained via:

- Election Telephone Hotline: 586.469.5209.
- 24-Hour Fax (Within MI): 1.888.99.CLERK (request document number 6710).
- 24-Hour Fax (Outside of MI): 1.310.575.5035 (request document number 6710).

www.MCNTV.com

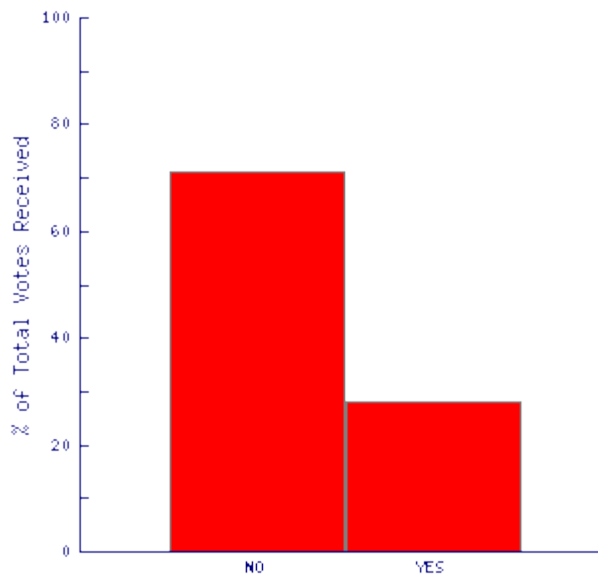
webmaster@mcntv.com

[Click here to return to race list](#)



St. Clair Shores Proposition S
Levy Full Authorized Charter Millage
ONLY Macomb County Official Election Results

View [precinct breakdown](#) or [community totals](#).



NO 17,594 71%

YES 6,851 28%

100.0% of precincts reporting.

These same results may also be obtained via:

- Election Telephone Hotline: 586.469.5209.
- 24-Hour Fax (Within MI): 1.888.99.CLERK (request document number 6710).
- 24-Hour Fax (Outside of MI): 1.310.575.5035 (request document number 6710).

www.MCNTV.com

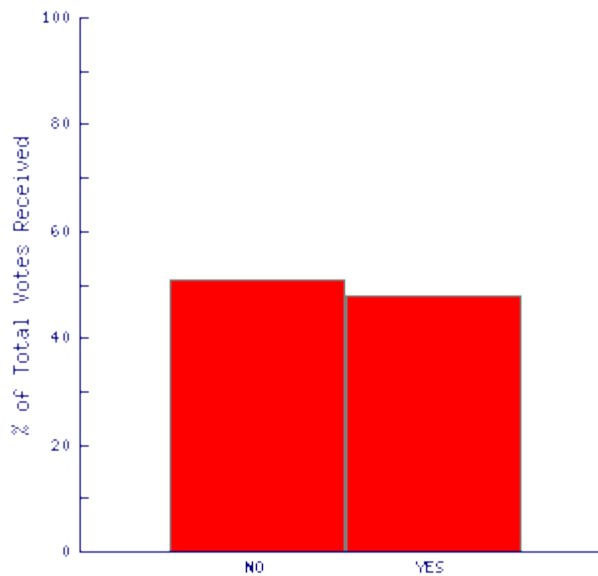
webmaster@mcntv.com

[Click here to return to race list](#)



Armada Twp.
Increase No. of Trustees Serving on Twp. Board
ONLY Macomb County Official Election Results

View [precinct breakdown](#) or [community totals](#).



NO 934 51%

YES 880 48%

100.0% of precincts reporting.

These same results may also be obtained via:

- Election Telephone Hotline: 586.469.5209.
- 24-Hour Fax (Within MI): 1.888.99.CLERK (request document number 6710).
- 24-Hour Fax (Outside of MI): 1.310.575.5035 (request document number 6710).

www.MCNTV.com

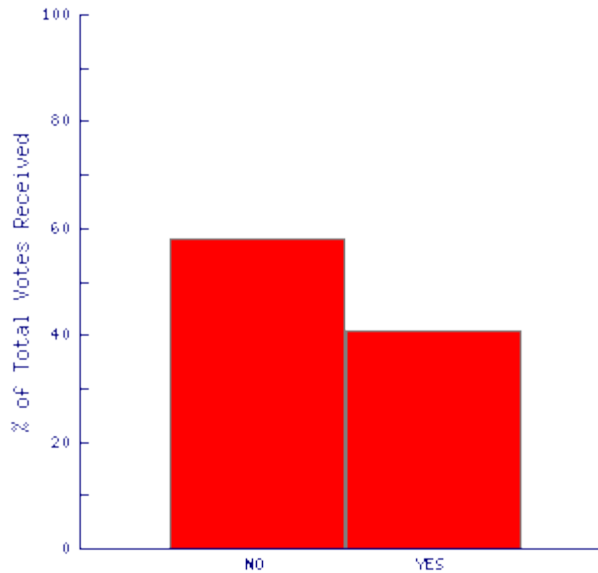
webmaster@mcntv.com

[Click here to return to race list](#)



Bruce Twp.
Increase No. of Trustees Serving on Twp. Board
ONLY Macomb County Official Election Results

View [precinct breakdown](#) or [community totals](#).



NO 1,725 58%

YES 1,249 41%

100.0% of precincts reporting.

These same results may also be obtained via:

- Election Telephone Hotline: 586.469.5209.
- 24-Hour Fax (Within MI): 1.888.99.CLERK (request document number 6710).
- 24-Hour Fax (Outside of MI): 1.310.575.5035 (request document number 6710).

www.MCNTV.com

webmaster@mcntv.com

[Click here to return to race list](#)

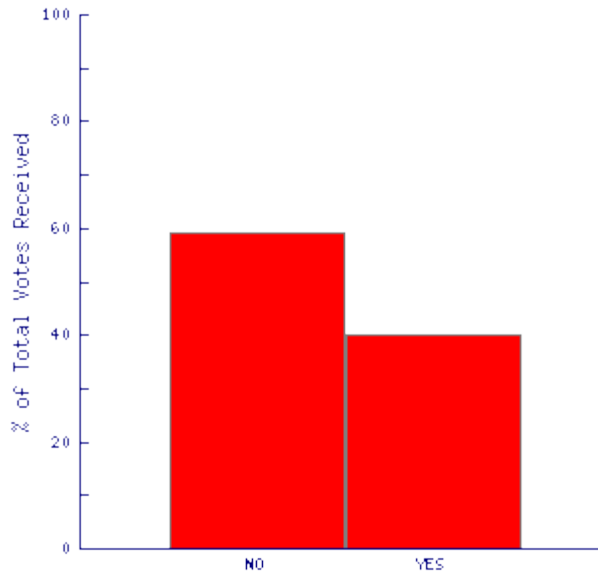


Harrison Twp. Proposal 1

Fire Protection Services 2002-2006

ONLY Macomb County Official Election Results

View [precinct breakdown](#) or [community totals](#).



NO 4,908 59%

YES 3,353 40%

100.0% of precincts reporting.

These same results may also be obtained via:

- Election Telephone Hotline: 586.469.5209.
- 24-Hour Fax (Within MI): 1.888.99.CLERK (request document number 6710).
- 24-Hour Fax (Outside of MI): 1.310.575.5035 (request document number 6710).

www.MCNTV.com

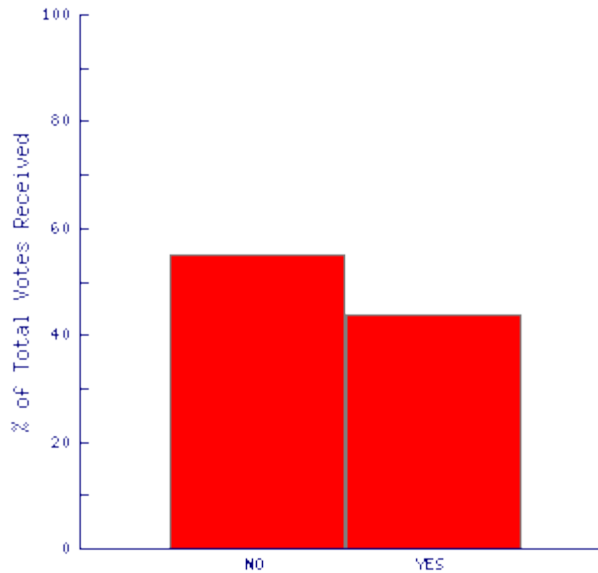
webmaster@mcntv.com

[Click here to return to race list](#)



Harrison Twp. Proposal 2 Increased Police Protection 2002-2006 ONLY Macomb County Official Election Results

View [precinct breakdown](#) or [community totals](#).



NO 4,568 55%

YES 3,713 44%

100.0% of precincts reporting.

These same results may also be obtained via:

- Election Telephone Hotline: 586.469.5209.
- 24-Hour Fax (Within MI): 1.888.99.CLERK (request document number 6710).
- 24-Hour Fax (Outside of MI): 1.310.575.5035 (request document number 6710).

www.MCNTV.com

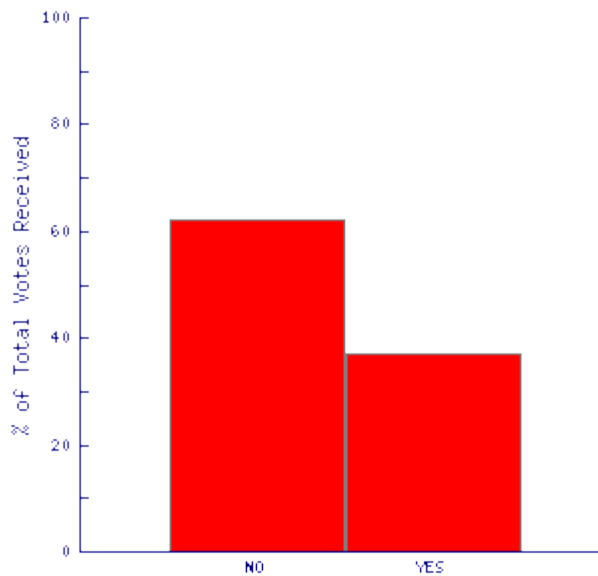
webmaster@mcntv.com

[Click here to return to race list](#)

THE 2002 VOTE

Harrison Twp. Proposal 3 Additional Funding for Recreation Dept. 2002-2006 ONLY Macomb County Official Election Results

View [precinct breakdown](#) or [community totals](#).



NO 5,226 62%

YES 3,075 37%

100.0% of precincts reporting.

These same results may also be obtained via:

- Election Telephone Hotline: 586.469.5209.
- 24-Hour Fax (Within MI): 1.888.99.CLERK (request document number 6710).
- 24-Hour Fax (Outside of MI): 1.310.575.5035 (request document number 6710).

www.MCNTV.com

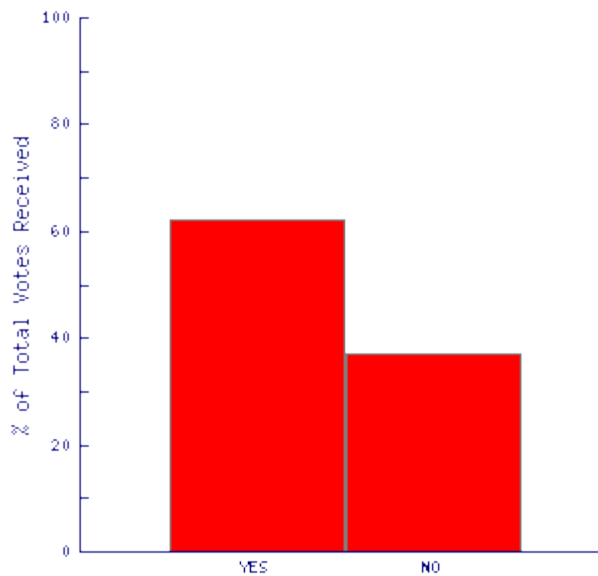
webmaster@mcntv.com

[Click here to return to race list](#)

THE 2002 VOTE

Shelby Twp. Police Services Millage Proposal ONLY Macomb County Official Election Results

View [precinct breakdown](#) or [community totals](#).



YES 12,708 62%

NO 7,690 37%

100.0% of precincts reporting.

These same results may also be obtained via:

- Election Telephone Hotline: 586.469.5209.
- 24-Hour Fax (Within MI): 1.888.99.CLERK (request document number 6710).
- 24-Hour Fax (Outside of MI): 1.310.575.5035 (request document number 6710).

www.MCNTV.com

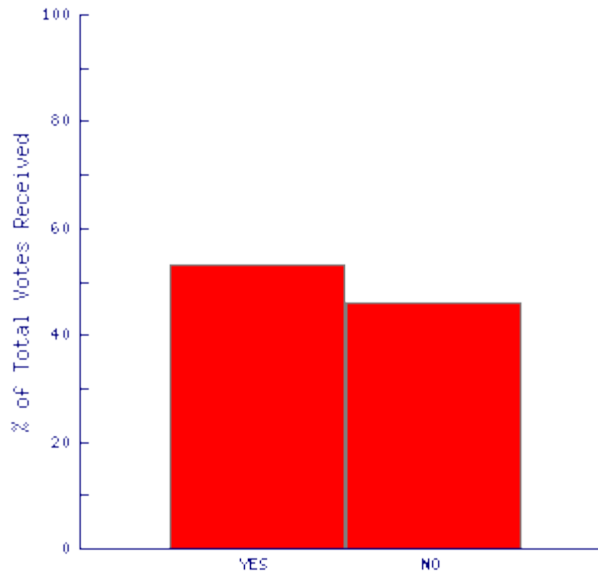
webmaster@mcntv.com

[Click here to return to race list](#)

THE 2002 VOTE

Shelby Twp. Pension Millage Proposal ONLY Macomb County Official Election Results

View [precinct breakdown](#) or [community totals](#).



YES 11,087 53%

NO 9,459 46%

100.0% of precincts reporting.

These same results may also be obtained via:

- Election Telephone Hotline: 586.469.5209.
- 24-Hour Fax (Within MI): 1.888.99.CLERK (request document number 6710).
- 24-Hour Fax (Outside of MI): 1.310.575.5035 (request document number 6710).

www.MCNTV.com

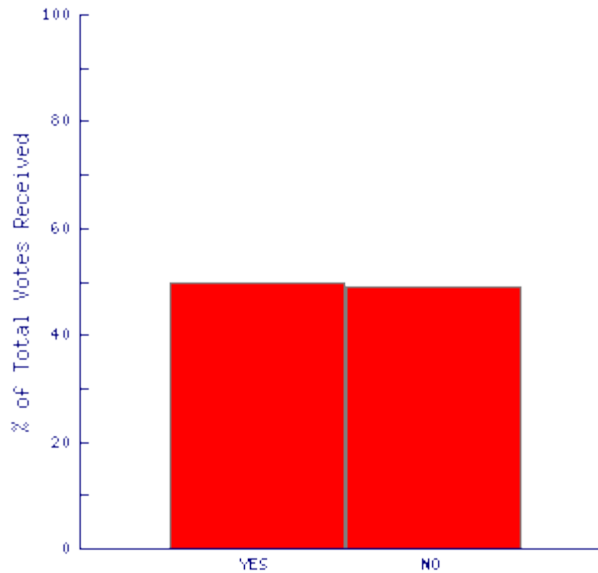
webmaster@mcntv.com

[Click here to return to race list](#)



Washington Twp.
Millage for Police Protection
ONLY Macomb County Official Election Results

View [precinct breakdown](#) or [community totals](#).



YES 3,035 50%

NO 2,948 49%

100.0% of precincts reporting.

These same results may also be obtained via:

- Election Telephone Hotline: 586.469.5209.
- 24-Hour Fax (Within MI): 1.888.99.CLERK (request document number 6710).
- 24-Hour Fax (Outside of MI): 1.310.575.5035 (request document number 6710).

www.MCNTV.com

webmaster@mcntv.com



Click below for the official results of the November 5, 2002 General Election for Macomb County as the results are tabulated. This site is brought to you by [Macomb County Clerk/Register of Deeds Carmella Sabaugh](#) and the [Macomb Cable Network](#).

View the Macomb County [2002 Primary Election Results](#)

Governor

» [Michigan](#)

Secretary of State

» [Michigan](#)

Attorney General

» [Michigan](#)

U.S. Senator

» [Michigan](#)

U.S. House of Representatives

» [District 10](#)

» [District 12](#)

State Senate

» [District 9](#)

» [District 10](#)

» [District 11](#)

State House of Representatives

» [District 24](#)

» [District 25](#)

» [District 28](#)

» [District 30](#)

» [District 31](#)

» [District 32](#)

» [District 33](#)

» [District 36](#)

» [District 42](#)

State Boards

» [State Board of Education](#)

» [Regent of University of Michigan](#)

» [Trustee of Michigan State University](#)

» [Governor of Wayne State University](#)

Macomb Community College

- » [MCC Trustee](#)

County Commission

- » [District 1](#)
- » [District 2](#)
- » [District 3](#)
- » [District 4](#)
- » [District 5](#)
- » [District 6](#)
- » [District 7](#)
- » [District 8](#)
- » [District 9](#)
- » [District 10](#)
- » [District 11](#)
- » [District 12](#)
- » [District 13](#)
- » [District 14](#)
- » [District 15](#)
- » [District 16](#)
- » [District 17](#)
- » [District 18](#)
- » [District 19](#)
- » [District 20](#)
- » [District 21](#)
- » [District 22](#)
- » [District 23](#)
- » [District 24](#)
- » [District 25](#)
- » [District 26](#)

Supreme Court Justice

- » [Incumbent](#)

Court of Appeals Judge

- » [2nd District](#)

Circuit Court Judge

- » [16th Circuit](#) (Incumbent)
- » [16th Circuit](#) (Non-Incumbent)
- » [16th Circuit](#) (New Judgeships)

Probate Court Judge

- » [Non-Incumbent](#)

District Court Judge

- » [37th District](#)
- » [39th District](#)
- » [39th District \(Partial Term\)](#)
- » [40th District](#)

- » [41A District](#)
- » [41B District](#)
- » [42nd District, Division 1](#)

Local Offices

- » [Bruce Twp. Trustee](#)
- » [Harrison Twp. Trustee](#)
- » [Lake Twp. Treasurer](#)
- » [Macomb Twp. Clerk](#)
- » [Ray Twp. Supervisor](#)

State-Wide Proposals

- » [Proposal 02-1: Referendum on Public Act 269 of 2001](#)
- » [Proposal 02-2: Proposal to Authorize Bonds for Sewage Treatment](#)
- » [Proposal 02-3: Collective Bargaining with Binding Arbitration for State Employees](#)
- » [Proposal 02-4: Tobacco Settlement Revenue Reallocation](#)

County-Wide Proposal

- » [Emergency Communications Telephone Surcharge](#)

Local Proposals

- » [Eastpointe Resolution No. 1477](#)
- » [Eastpointe Resolution No. 1478](#)
- » [Roseville Headlee Override Millage Prop.](#)
- » [St. Clair Shores Proposition S](#)
- » [Armada Twp. Trustees Increase](#)
- » [Bruce Twp. Trustees Increase](#)
- » [Harrison Twp. Proposal 1](#)
- » [Harrison Twp. Proposal 2](#)
- » [Harrison Twp. Proposal 3](#)
- » [Shelby Twp. Police Services Millage](#)
- » [Shelby Twp. Pension Millage](#)
- » [Washington Twp. Millage](#)

These same results may also be obtained via:

- Election Telephone Hotline: 810.469.5346.
- 24-Hour Fax (Within MI): 1.888.99.CLERK (request document number 6710).
- 24-Hour Fax (Outside of MI): 1.310.575.5035 (request document number 6710).

www.MCNTV.com

webmaster@mcntv.com

[Click here to return to race list](#)

THE 2002 VOTE

Governor

One 4-year term

Precinct Breakdown

ONLY Macomb County Official Election Results

View [summary report](#).

	ANGELO SCOTT BROWN (WI) (NPA)	DOUGLAS CAMPBELL (GRN)	JENNIFER M. GRANHOLM (DEM)	DON MACKLE (WI) (NPA)	MARK ANTHONY MCFARLIN (WI) (NPA)	JOSEPH M. PILCHAK (UST)	DICK POSTHUMUS (REP)
Center Line							
001	0	2	268	0	0	2	243
002	0	6	175	0	0	2	161
003	0	6	301	0	0	4	212
004	0	2	181	0	0	1	144
005	0	2	213	0	0	1	137
901	0	6	422	0	0	3	214
Eastpointe							
001	0	10	320	0	0	5	276
002	0	5	281	0	0	5	222
003	0	8	363	0	0	2	358
004	0	10	383	0	0	7	337
005	0	9	333	0	0	6	288
006	0	10	216	0	0	3	204
007	0	9	475	0	0	5	242
008	0	9	385	0	0	4	173
009	0	9	279	0	0	5	225
010	0	5	275	0	0	8	196
011	0	7	293	0	0	4	246
012	0	7	348	0	0	1	314
013	0	8	317	0	0	3	310
014	0	6	471	0	0	5	313

901	0	5	920	0	0	7	526
902	0	6	139	0	0	1	96
Fraser							
001	0	4	223	0	0	1	264
002	0	4	324	0	0	2	430
003	0	5	437	0	0	3	426
004	0	2	333	0	0	6	309
005	0	2	123	0	0	2	128
006	0	9	310	0	0	3	479
007	0	2	206	0	0	2	200
901	0	8	316	0	0	3	269
902	0	0	231	0	0	2	143
Memphis							
001	0	3	111	0	0	2	147
Mt. Clemens							
001	0	0	360	0	0	2	48
002	0	6	338	0	0	1	279
003	0	17	256	0	0	2	199
004	0	9	234	0	0	6	176
005	0	3	262	0	0	2	47
006	0	6	294	0	0	3	150
008	0	2	194	0	0	1	159
009	0	2	213	0	0	0	260
010	0	0	114	0	0	0	127
901	0	5	483	0	0	4	315
New Baltimore							
001	0	8	253	0	0	2	275
002	0	6	218	0	0	6	313
003	0	12	590	0	0	5	826
004	0	3	295	0	0	5	322
Richmond City							
001	0	8	461	0	0	7	520
002	0	5	341	0	0	6	420
Roseville							
001	0	5	208	0	0	4	180
002	0	3	216	0	0	3	214
003	0	6	354	0	0	1	170
004	0	7	248	0	0	2	216
005	0	11	386	0	0	9	311
006	0	11	268	0	0	3	266

007	0	5	201	0	0	1	135
008	0	6	335	0	0	11	261
009	0	3	259	0	0	4	228
010	0	0	172	0	0	1	153
011	0	3	154	0	0	3	166
012	0	6	240	0	0	4	203
013	0	3	199	0	0	2	154
014	0	8	260	0	0	3	226
015	0	7	350	0	0	4	306
016	0	6	443	0	0	6	337
017	0	7	289	0	0	3	234
018	0	5	262	0	0	2	224
019	0	7	226	0	0	2	170
020	0	5	250	0	0	1	252
021	0	6	307	0	0	4	272
901	0	5	635	0	0	10	313
902	0	4	1,082	0	0	8	628

St. Clair Shores

001	0	11	423	0	0	3	546
002	0	10	339	0	0	2	396
003	0	11	337	0	0	2	354
004	0	10	219	0	0	4	294
005	0	15	447	0	0	7	446
006	0	5	431	0	0	2	392
007	0	5	191	0	0	3	201
008	0	15	434	0	0	8	446
009	0	9	235	0	0	5	234
010	0	12	561	0	0	9	543
011	0	5	469	0	0	2	664
012	0	18	456	0	0	2	517
013	0	7	201	0	0	1	251
014	0	5	232	0	0	2	230
015	0	7	423	0	0	8	481
016	0	5	436	0	0	6	427
017	0	17	490	0	0	4	528
018	0	10	327	0	0	4	410
019	0	7	304	0	0	4	340
020	0	3	233	0	0	3	287
021	0	5	358	0	0	6	344
022	0	5	277	0	0	6	326

023	0	8	347	0	0	4	420
024	0	9	467	0	0	3	424
901	0	21	1,842	0	0	7	1,858
902	0	16	1,918	0	0	17	1,706

Sterling Heights

001	0	5	326	0	0	3	318
002	0	8	331	0	0	4	407
003	0	7	314	0	0	2	322
004	0	9	443	0	0	2	431
005	0	6	352	0	0	2	374
006	0	1	327	0	0	2	432
008	0	5	130	0	0	4	189
009	0	4	308	0	0	4	423
010	0	6	274	0	0	4	406
011	0	2	319	0	0	4	407
012	0	4	297	0	0	1	294
013	0	0	121	0	0	0	143
014	0	2	78	0	0	1	118
015	0	5	293	0	0	0	282
016	0	5	263	0	0	1	239
017	0	7	232	0	0	1	323
018	0	5	282	0	0	4	373
019	0	4	274	0	0	4	307
020	0	6	352	0	0	6	433
021	0	6	224	0	0	1	188
022	0	2	189	0	0	4	234
023	0	5	150	0	0	2	211
024	0	3	237	0	0	1	239
025	0	7	301	0	0	2	451
026	0	3	274	0	0	2	385
027	0	1	306	0	0	2	365
028	0	3	330	0	0	4	301
029	0	6	239	0	0	3	258
030	0	9	222	0	0	3	413
031	0	6	321	0	0	3	363
032	0	7	349	0	0	4	510
033	0	7	260	0	0	6	362
034	0	8	292	0	0	5	421
035	0	2	212	0	0	1	195
036	0	2	161	0	0	5	131

037	0	1	224	0	0	1	304
038	0	2	275	0	0	3	419
039	0	4	213	0	0	4	229
040	0	3	372	0	0	4	462
041	0	6	332	0	0	2	479
042	0	3	100	0	0	1	80
043	0	3	323	0	0	7	366
044	0	7	138	0	0	1	182
045	0	4	241	0	0	2	338
046	0	10	295	0	0	2	332
047	0	2	177	0	0	1	176
048	0	3	239	0	0	1	306
049	0	4	233	0	0	4	372
050	0	9	393	0	0	3	611
051	0	1	211	0	0	1	321
052	0	1	137	0	0	1	209
901	0	6	535	0	0	11	489
902	0	4	114	0	0	1	90
903	0	0	41	0	0	0	37
904	0	0	58	0	0	0	63
905	0	0	66	0	0	0	78
906	0	10	990	0	0	6	937
907	0	17	862	0	0	3	791
908	0	6	932	0	0	11	868
909	0	17	899	0	0	9	845

Utica

001	0	6	102	0	0	1	121
002	0	1	223	0	0	2	310
003	0	9	165	0	0	0	163
901	0	4	183	0	0	3	167

Warren

001	0	1	168	0	0	0	27
002	0	4	179	0	0	2	155
003	0	5	167	0	0	1	111
004	0	5	323	0	0	0	168
006	0	2	160	0	0	0	94
008	0	2	199	0	0	2	137
010	0	4	266	0	0	2	146
011	0	1	144	0	0	3	106
012	0	1	201	0	0	0	146

013	0	5	243	0	0	0	196
015	0	1	130	0	0	1	71
016	0	1	143	0	0	1	77
017	0	4	141	0	0	2	78
018	0	1	132	0	0	2	99
020	0	1	129	0	0	1	96
021	0	0	107	0	0	0	79
022	0	1	96	0	0	0	63
023	0	3	135	0	0	0	93
024	0	7	194	0	0	2	148
026	0	1	140	0	0	0	70
027	0	1	88	0	0	0	80
028	0	2	104	0	0	1	94
029	0	1	323	0	0	2	209
032	0	2	153	0	0	0	116
033	0	1	119	0	0	2	86
034	0	3	174	0	0	2	141
036	0	4	210	0	0	3	182
037	0	0	170	0	0	1	115
038	0	4	125	0	0	3	82
039	0	1	137	0	0	0	125
040	0	2	147	0	0	3	140
041	0	2	158	0	0	0	136
042	0	8	282	0	0	0	234
043	0	0	50	0	0	1	37
045	0	1	181	0	0	1	141
046	0	2	251	0	0	3	226
047	0	0	94	0	0	1	104
048	0	4	262	0	0	2	215
049	0	1	127	0	0	1	151
050	0	2	221	0	0	0	233
052	0	3	171	0	0	0	119
053	0	3	258	0	0	2	256
055	0	1	182	0	0	0	158
056	0	2	178	0	0	0	179
058	0	2	304	0	0	0	200
060	0	5	195	0	0	0	207
061	0	4	242	0	0	4	235
062	0	2	194	0	0	0	198
063	0	2	209	0	0	2	159

064	0	1	136	0	0	0	138
066	0	2	172	0	0	4	173
067	0	4	215	0	0	1	275
068	0	4	226	0	0	1	196
069	0	2	237	0	0	1	175
070	0	3	233	0	0	1	232
071	0	1	168	0	0	0	170
072	0	1	129	0	0	0	195
072A	0	0	176	0	0	1	43
073	0	1	209	0	0	0	214
074	0	9	346	0	0	1	348
076	0	4	241	0	0	4	233
078	0	2	187	0	0	0	190
080	0	3	210	0	0	1	241
081	0	0	126	0	0	0	69
082	0	2	206	0	0	1	241
084	0	2	316	0	0	0	238
085	0	4	221	0	0	1	252
086	0	2	305	0	0	2	347
088	0	6	188	0	0	0	126
090	0	2	178	0	0	2	192
092	0	0	147	0	0	0	136
093	0	4	254	0	0	2	242
094	0	3	294	0	0	1	244
096	0	0	154	0	0	3	191
097	0	2	175	0	0	0	276
098	0	2	147	0	0	1	173
099	0	0	107	0	0	1	101
099A	0	1	183	0	0	1	235
100	0	1	141	0	0	3	125
101	0	2	171	0	0	3	195
102	0	1	181	0	0	1	168
103	0	4	216	0	0	0	178
105	0	2	193	0	0	1	258
106	0	2	219	0	0	0	281
108	0	4	268	0	0	3	313
109	0	0	266	0	0	1	260
110	0	2	271	0	0	5	272
901	0	9	881	0	0	7	487
902	0	1	294	0	0	1	116

903	0	0	104	0	0	0	51
904	0	7	464	0	0	3	349
905	0	14	1,118	0	0	9	838
906	0	3	593	0	0	2	403
907	0	11	1,281	0	0	10	1,054
908	0	8	740	0	0	3	614
909	0	4	288	0	0	1	243

Armada Township

001	0	11	413	0	0	10	767
002	0	3	238	0	0	1	482

Bruce Township

001	0	5	230	0	0	3	309
002	0	1	276	0	0	3	648
003	0	5	276	0	0	4	397
004	0	1	124	0	0	2	273
901	0	3	254	0	0	0	388

Chesterfield Township

001	0	4	324	0	0	3	323
002	0	6	342	0	0	4	469
003	0	11	354	0	0	3	493
004	0	5	160	0	0	1	253
005	0	3	292	0	0	2	338
006	0	4	243	0	0	1	341
007	0	7	307	0	0	0	415
008	0	4	347	0	0	4	397
009	0	3	264	0	0	4	377
010	0	1	198	0	0	1	345
011	0	3	365	0	0	6	439
012	0	10	279	0	0	7	278
013	0	1	246	0	0	2	349
014	0	3	279	0	0	4	448
015	0	6	120	0	0	0	51
901	0	2	160	0	0	0	127
902	0	12	731	0	0	8	733

Clinton Township

001	0	1	195	0	0	4	260
002	0	2	112	0	0	2	147
003	0	7	253	0	0	4	190
004	0	2	192	0	0	4	169
005	0	2	370	0	0	1	44

006	0	3	311	0	0	1	260
007	0	3	163	0	0	1	176
008	0	3	216	0	0	2	218
009	0	3	177	0	0	2	211
010	0	5	212	0	0	0	297
011	0	3	196	0	0	2	231
012	0	2	147	0	0	3	145
013	0	9	233	0	0	5	248
014	0	5	128	0	0	1	119
015	0	6	196	0	0	6	253
016	0	3	200	0	0	3	237
017	0	6	273	0	0	2	206
018	0	3	222	0	0	1	269
019	0	3	179	0	0	0	280
020	0	1	218	0	0	3	174
021	0	3	144	0	0	0	111
022	0	7	266	0	0	2	207
023	0	4	311	0	0	2	433
024	0	1	183	0	0	1	236
025	0	9	239	0	0	4	249
026	0	3	274	0	0	3	399
027	0	3	176	0	0	1	263
028	0	2	198	0	0	3	67
029	0	6	311	0	0	3	428
030	0	4	244	0	0	7	266
031	0	4	286	0	0	1	264
032	0	1	114	0	0	2	191
033	0	6	280	0	0	1	289
034	0	1	107	0	0	1	136
035	0	2	296	0	0	0	387
036	0	4	268	0	0	2	306
037	0	7	334	0	0	4	350
038	0	2	166	0	0	0	339
039	0	0	204	0	0	1	253
040	0	8	298	0	0	0	354
041	0	2	229	0	0	3	290
042	0	2	227	0	0	4	193
043	0	3	79	0	0	0	141
044	0	3	238	0	0	1	354
045	0	3	220	0	0	0	350

046	0	1	139	0	0	2	127
901	0	3	249	0	0	0	176
902	0	5	735	0	0	3	553
903	0	0	173	0	0	2	100
904	0	17	1,170	0	0	9	1,114
905	0	6	178	0	0	1	175
906	0	10	1,161	0	0	3	1,242
907	0	6	511	0	0	4	398
908	0	1	359	0	0	2	403

Harrison Township

001	0	8	273	0	0	1	310
002	0	1	155	0	0	1	170
003	0	7	234	0	0	3	295
004	0	11	390	0	0	11	532
005	0	7	293	0	0	5	460
006	0	10	335	0	0	8	398
007	0	15	319	0	0	6	462
008	0	2	73	0	0	2	48
009	0	4	174	0	0	1	307
010	0	4	205	0	0	7	257
011	0	5	232	0	0	0	206
012	0	3	93	0	0	1	99
901	0	9	903	0	0	3	1,134

Lake Township

001	0	0	8	0	0	0	30
-----	---	---	---	---	---	---	----

Lenox Township

001	0	3	198	0	0	4	420
002	0	6	338	0	0	2	414
003	0	7	383	0	0	3	254

Macomb Township

001	0	2	259	0	0	2	450
002	0	1	224	0	0	1	289
003	0	4	240	0	0	2	397
004	0	12	377	0	0	4	509
005	0	6	259	0	0	3	417
006	0	5	206	0	0	1	257
007	0	6	333	0	0	7	476
008	0	2	156	0	0	2	190
009	0	1	265	0	0	0	453
010	0	7	222	0	0	2	171

011	0	3	266	0	0	3	430
012	0	2	328	0	0	1	473
013	0	7	247	0	0	0	456
014	0	2	258	0	0	2	459
015	0	2	151	0	0	1	204
016	0	3	256	0	0	3	516
017	0	1	241	0	0	2	367
018	0	2	203	0	0	0	186
019	0	5	182	0	0	2	155
020	0	4	263	0	0	2	458
021	0	3	355	0	0	2	516
022	0	4	309	0	0	0	411
023	0	7	270	0	0	2	523
024	0	4	214	0	0	0	319
901	0	0	736	0	0	3	872
902	0	5	938	0	0	6	873

Ray Township

001	0	4	211	0	0	2	434
002	0	7	276	0	0	5	538

Richmond Township

001	0	9	386	0	0	8	815
-----	---	---	-----	---	---	---	-----

Shelby Township

001	0	7	264	0	0	2	593
002	0	9	278	0	0	6	475
003	0	7	151	0	0	1	241
004	0	7	238	0	0	1	454
005	0	6	194	0	0	0	302
006	0	6	219	0	0	11	248
007	0	6	248	0	0	1	480
008	0	4	154	0	0	2	253
009	0	4	215	0	0	6	234
010	0	5	214	0	0	2	337
011	0	5	230	0	0	7	347
012	0	5	202	0	0	3	371
013	0	5	161	0	0	0	236
014	0	4	191	0	0	2	352
015	0	7	138	0	0	1	280
016	0	5	290	0	0	1	528
017	0	6	281	0	0	0	497
018	0	6	116	0	0	0	195

019	0	2	175	0	0	2	299
020	0	4	175	0	0	0	165
021	0	3	149	0	0	0	160
022	0	5	314	0	0	1	662
023	0	5	227	0	0	0	563
024	0	5	257	0	0	2	570
025	0	7	255	0	0	0	491
026	0	2	194	0	0	2	228
027	0	3	211	0	0	2	338
028	0	5	280	0	0	5	345
029	0	0	157	0	0	2	253
901	0	8	965	0	0	2	1,033
902	0	10	1,246	0	0	5	1,695
903	0	0	80	0	0	2	154

Washington Township

001	0	7	215	0	0	1	284
002	0	4	301	0	0	2	537
003	0	6	211	0	0	0	435
004	0	4	298	0	0	2	402
005	0	3	243	0	0	4	514
006	0	2	315	0	0	4	706
008	0	2	322	0	0	5	690
901	0	5	716	0	0	11	954

These same results may also be obtained via:

- Election Telephone Hotline: 586.469.5209.
- 24-Hour Fax (Within MI): 1.888.99.CLERK (request document number 6710).
- 24-Hour Fax (Outside of MI): 1.310.575.5035 (request document number 6710).

www.MCNTV.com

webmaster@mcntv.com

[Click here to return to race list](#)

THE 2002 VOTE

Governor

One 4-year term

Community Totals

ONLY Macomb County Official Election Results

View [summary report](#).

	ANGELO SCOTT BROWN (WI) (NPA)	DOUGLAS CAMPBELL (GRN)	JENNIFER M. GRANHOLM (DEM)	DON MACKLE (WI) (NPA)	MARK ANTHONY MCFARLIN (WI) (NPA)	JOSEPH M. PILCHAK (UST)	DICK POSTHUMUS (REP)
Center Line	0	24	1,560	0	0	13	1,111
Eastpointe	0	123	5,798	0	0	71	4,326
Fraser	0	36	2,503	0	0	24	2,648
Memphis	0	3	111	0	0	2	147
Mt. Clemens	0	50	2,748	0	0	21	1,760
New Baltimore	0	29	1,356	0	0	18	1,736
Richmond City	0	13	802	0	0	13	940
Roseville	0	129	7,344	0	0	91	5,619
St. Clair Shores	0	251	12,397	0	0	124	13,065
Sterling Heights	0	291	17,783	0	0	176	20,632
Utica	0	20	673	0	0	6	761
Warren	0	257	22,281	0	0	136	18,809
Armada Township	0	14	651	0	0	11	1,249
Bruce Township	0	15	1,160	0	0	12	2,015
Chesterfield Township	0	85	5,011	0	0	50	6,176
Clinton Township	0	211	14,560	0	0	119	15,278
Harrison							

Township	0	86	3,679	0	0	49	4,678
Lake Township	0	0	8	0	0	0	30
Lenox Township	0	16	919	0	0	9	1,088
Macomb Township	0	100	7,758	0	0	53	10,827
Ray Township	0	11	487	0	0	7	972
Richmond Township	0	9	386	0	0	8	815
Shelby Township	0	163	8,469	0	0	71	13,379
Washington Township	0	33	2,621	0	0	29	4,522

These same results may also be obtained via:

- Election Telephone Hotline: 586.469.5209.
- 24-Hour Fax (Within MI): 1.888.99.CLERK (request document number 6710).
- 24-Hour Fax (Outside of MI): 1.310.575.5035 (request document number 6710).

www.MCNTV.com

webmaster@mcntv.com

[Click here to return to race list](#)

THE 2002 VOTE

Secretary of State

One 4-year term

Precinct Breakdown

ONLY Macomb County Official Election Results

View [summary report](#).

	RICHARD CARL CLEMENT (WI) (NPA)	CHARLES F. CONCES (UST)	MELVIN BUTCH HOLLOWELL (DEM)	TERRI LYNN LAND (REP)	RAY ZIARNO (GRN)
Center Line					
001	0	9	217	271	5
002	0	4	148	174	10
003	0	7	242	258	5
004	0	7	155	150	4
005	0	3	186	148	6
901	0	8	391	230	5
Eastpointe					
001	0	9	268	316	9
002	0	7	213	273	10
003	0	8	318	386	10
004	0	10	330	373	11
005	0	16	273	324	10
006	0	9	193	217	2
007	0	9	427	283	8
008	0	10	342	201	14
009	0	10	225	266	7
010	0	8	209	256	10
011	0	6	236	286	11
012	0	4	301	338	9
013	0	9	264	350	7
014	0	7	389	368	13
901	0	16	755	633	21
902	0	2	118	108	6

Fraser					
001	0	9	175	287	8
002	0	4	263	459	12
003	0	8	306	525	9
004	0	3	281	347	7
005	0	3	98	149	1
006	0	8	224	525	9
007	0	3	163	230	4
901	0	2	259	318	7
902	0	2	211	160	3

Memphis					
001	0	3	68	176	3

Mt. Clemens					
001	0	6	338	59	2
002	0	6	275	317	15
003	0	6	207	231	18
004	0	7	187	215	11
005	0	2	241	62	4
006	0	6	259	175	9
008	0	2	146	196	6
009	0	6	157	288	7
010	0	1	82	150	4
901	0	11	404	372	6

New Baltimore					
001	0	9	187	326	8
002	0	3	168	359	3
003	0	14	466	907	7
004	0	9	210	387	5

Richmond City					
001	0	11	332	609	15
002	0	10	278	453	9

Roseville					
001	0	11	171	202	9
002	0	2	184	234	7
003	0	4	297	213	7
004	0	7	190	256	9
005	0	14	311	356	9
006	0	9	239	293	7
007	0	3	175	152	6
008	0	14	283	293	12

009	0	5	204	266	8
010	0	3	136	177	2
011	0	4	134	176	5
012	0	7	195	236	9
013	0	7	166	164	8
014	0	11	211	257	5
015	0	6	282	366	11
016	0	13	346	405	10
017	0	9	237	279	4
018	0	8	211	262	6
019	0	10	185	193	9
020	0	7	186	288	14
021	0	7	252	313	11
901	0	12	560	381	6
902	0	23	917	735	18

St. Clair Shores

001	0	9	308	630	15
002	0	5	243	462	12
003	0	6	260	416	8
004	0	9	177	319	13
005	0	14	348	487	27
006	0	10	338	453	7
007	0	7	153	227	4
008	0	7	318	531	10
009	0	9	187	260	13
010	0	8	440	631	15
011	0	11	367	704	19
012	0	13	321	614	14
013	0	4	152	277	10
014	0	7	179	262	4
015	0	13	328	541	9
016	0	7	318	510	11
017	0	9	363	619	14
018	0	13	264	443	9
019	0	5	233	390	10
020	0	9	180	329	4
021	0	12	257	405	13
022	0	5	203	377	11
023	0	10	282	461	8
024	0	7	341	533	2

901	0	30	1,459	2,147	27
902	0	30	1,494	2,050	22
Sterling Heights					
001	0	13	241	373	13
002	0	7	261	449	7
003	0	4	260	357	9
004	0	7	358	482	12
005	0	5	252	452	11
006	0	13	242	471	6
008	0	3	107	202	8
009	0	8	238	472	11
010	0	8	208	453	6
011	0	4	257	453	4
012	0	7	212	354	2
013	0	2	94	155	0
014	0	4	55	137	3
015	0	5	220	343	4
016	0	3	215	274	7
017	0	4	186	346	11
018	0	3	223	420	10
019	0	4	189	367	9
020	0	8	249	503	15
021	0	8	168	228	6
022	0	7	146	264	3
023	0	5	140	210	6
024	0	7	174	281	3
025	0	3	232	492	18
026	0	2	235	405	8
027	0	4	246	393	9
028	0	7	241	374	10
029	0	8	177	297	9
030	0	2	143	472	10
031	0	11	240	413	4
032	0	5	258	572	9
033	0	5	193	411	8
034	0	8	211	477	10
035	0	2	163	229	3
036	0	6	135	146	7
037	0	9	165	335	10
038	0	8	207	458	8

039	0	3	160	267	12
040	0	14	258	536	5
041	0	7	228	553	11
042	0	3	78	97	4
043	0	8	254	414	5
044	0	6	102	198	8
045	0	4	198	366	5
046	0	6	218	387	10
047	0	4	142	191	10
048	0	5	177	347	6
049	0	3	186	393	10
050	0	10	281	685	12
051	0	3	158	354	6
052	0	1	115	222	5
901	0	12	403	591	18
902	0	3	74	124	6
903	0	0	39	39	0
904	0	0	50	65	2
905	0	0	53	88	0
906	0	18	726	1,117	25
907	0	18	657	952	24
908	0	21	725	1,017	28
909	0	20	653	1,052	22

Utica

001	0	4	89	121	8
002	0	10	161	336	8
003	0	0	135	185	7
901	0	7	148	185	2

Warren

001	0	0	146	39	1
002	0	5	141	160	3
003	0	1	142	118	4
004	0	0	250	178	6
006	0	0	124	106	3
008	0	3	154	161	4
010	0	2	228	165	1
011	0	2	113	112	1
012	0	4	156	154	3
013	0	2	184	214	6
015	0	2	111	76	1

016	0	0	115	95	1
017	0	3	126	79	2
018	0	3	115	104	1
020	0	1	101	109	1
021	0	2	79	80	2
022	0	2	85	62	0
023	0	1	113	97	1
024	0	1	180	137	6
026	0	0	102	88	2
027	0	0	64	95	3
028	0	0	84	97	3
029	0	3	245	228	7
032	0	1	127	127	1
033	0	2	94	95	1
034	0	4	138	146	7
036	0	4	167	199	3
037	0	1	97	121	1
038	0	3	101	91	4
039	0	2	109	125	2
040	0	5	102	161	1
041	0	2	122	143	2
042	0	1	236	238	6
043	0	2	38	44	0
045	0	1	140	153	1
046	0	1	184	250	3
047	0	1	75	103	2
048	0	2	216	218	5
049	0	5	101	150	3
050	0	1	184	234	0
052	0	0	150	123	3
053	0	4	197	276	3
055	0	1	139	169	1
056	0	0	138	197	1
058	0	0	232	230	3
060	0	1	153	214	1
061	0	3	184	258	5
062	0	1	148	211	1
063	0	0	154	176	1
064	0	2	170	233	1
066	0	3	134	186	1

067	0	1	142	310	2
068	0	2	166	217	4
069	0	3	173	188	3
070	0	3	204	240	5
071	0	1	129	175	1
072	0	4	103	174	3
072A	0	0	159	46	3
073	0	0	159	233	0
074	0	3	284	362	7
076	0	3	201	232	4
078	0	1	147	197	1
080	0	3	158	246	5
081	0	0	72	81	0
082	0	3	164	232	3
084	0	0	239	280	2
085	0	2	170	264	2
086	0	4	229	365	2
088	0	0	138	148	4
090	0	1	126	219	0
092	0	1	106	146	2
093	0	3	194	265	1
094	0	1	196	291	1
096	0	2	121	190	3
097	0	1	126	287	1
098	0	1	116	180	1
099	0	1	76	114	0
099A	0	3	140	247	0
100	0	4	108	132	2
101	0	4	119	218	3
102	0	2	142	178	0
103	0	1	164	195	3
105	0	1	159	263	2
106	0	0	165	295	2
108	0	2	188	328	6
109	0	1	194	286	0
110	0	4	195	297	2
901	0	11	758	584	17
902	0	4	232	170	2
903	0	0	92	60	0
904	0	11	372	418	11

905	0	22	882	1,007	26
906	0	6	495	467	13
907	0	26	977	1,277	27
908	0	17	574	729	13
909	0	7	242	269	5

Armada Township

001	0	14	325	814	18
002	0	5	194	498	7

Bruce Township

001	0	6	166	357	2
002	0	6	212	678	10
003	0	10	184	459	5
004	0	2	103	286	3
901	0	1	170	448	6

Chesterfield Township

001	0	2	248	390	4
002	0	10	256	520	8
003	0	6	300	535	6
004	0	2	118	284	6
005	0	4	206	397	10
006	0	7	192	376	7
007	0	12	246	459	3
008	0	8	242	478	3
009	0	6	203	419	7
010	0	2	130	402	1
011	0	11	283	494	12
012	0	5	192	358	10
013	0	3	203	375	4
014	0	3	227	483	10
015	0	0	91	80	7
901	0	2	123	157	1
902	0	8	548	881	11

Clinton Township

001	0	7	142	294	7
002	0	1	93	163	3
003	0	4	210	228	6
004	0	1	172	185	3
005	0	7	359	48	0
006	0	4	244	315	5
007	0	2	142	182	8

008	0	3	179	247	2
009	0	3	147	235	4
010	0	7	164	332	6
011	0	4	154	257	9
012	0	3	103	175	2
013	0	7	202	267	5
014	0	2	107	132	5
015	0	9	166	269	9
016	0	4	137	289	7
017	0	4	231	242	2
018	0	1	169	315	5
019	0	3	130	308	4
020	0	6	164	217	1
021	0	4	114	129	4
022	0	5	224	230	8
023	0	4	249	478	5
024	0	0	135	270	4
025	0	6	166	309	7
026	0	3	203	461	4
027	0	4	127	301	5
028	0	4	183	81	3
029	0	6	224	491	8
030	0	10	194	298	6
031	0	7	214	313	8
032	0	3	77	218	3
033	0	3	215	338	8
034	0	1	91	149	2
035	0	2	242	423	7
036	0	6	198	345	9
037	0	5	267	401	6
038	0	1	134	358	2
039	0	3	166	274	0
040	0	8	229	382	10
041	0	4	172	327	5
042	0	3	159	240	3
043	0	3	47	162	4
044	0	2	195	386	2
045	0	4	155	396	3
046	0	4	99	160	1
901	0	4	191	220	1

902	0	6	548	711	11
903	0	4	143	125	1
904	0	21	940	1,288	15
905	0	4	161	181	6
906	0	19	863	1,468	26
907	0	3	422	464	7
908	0	4	279	465	2

Harrison Township

001	0	8	220	336	7
002	0	1	136	181	2
003	0	11	181	318	9
004	0	10	289	615	6
005	0	12	181	539	10
006	0	5	210	487	10
007	0	15	261	491	13
008	0	4	62	58	1
009	0	3	121	348	5
010	0	10	153	295	4
011	0	2	176	252	8
012	0	5	77	107	2
901	0	11	654	1,342	13

Lake Township

001	0	0	6	32	0
-----	---	---	---	----	---

Lenox Township

001	0	9	165	433	3
002	0	13	252	470	12
003	0	11	320	289	8

Macomb Township

001	0	10	188	480	6
002	0	2	191	312	2
003	0	6	184	428	7
004	0	8	292	564	12
005	0	10	183	475	6
006	0	3	144	302	6
007	0	8	249	530	7
008	0	4	109	219	3
009	0	6	203	484	6
010	0	10	174	202	8
011	0	5	217	467	5
012	0	8	230	543	7

013	0	7	210	470	4
014	0	8	182	497	3
015	0	2	113	235	4
016	0	4	189	559	4
017	0	9	178	407	5
018	0	7	162	213	6
019	0	4	139	190	6
020	0	5	202	495	8
021	0	9	252	582	8
022	0	6	183	488	9
023	0	7	191	572	12
024	0	5	168	348	6
901	0	8	534	1,045	4
902	0	12	683	1,077	14

Ray Township

001	0	6	146	456	7
002	0	13	205	580	9

Richmond Township

001	0	14	283	877	11
-----	---	----	-----	-----	----

Shelby Township

001	0	4	218	615	5
002	0	15	216	502	6
003	0	5	113	255	10
004	0	6	181	477	13
005	0	3	158	318	5
006	0	14	184	264	13
007	0	4	170	527	7
008	0	7	112	277	4
009	0	5	168	264	6
010	0	8	166	349	5
011	0	15	175	373	9
012	0	7	153	400	4
013	0	3	115	274	4
014	0	3	133	394	7
015	0	6	104	295	8
016	0	3	180	602	6
017	0	1	205	545	7
018	0	1	82	218	1
019	0	3	128	330	2
020	0	2	125	212	4

021	0	0	124	178	4
022	0	3	234	714	8
023	0	7	143	616	8
024	0	6	187	614	9
025	0	4	195	529	8
026	0	4	154	253	3
027	0	5	166	364	6
028	0	4	195	419	5
029	0	4	129	260	5
901	0	14	720	1,229	14
902	0	21	891	1,982	17
903	0	2	47	178	2
Washington Township					
001	0	0	148	304	4
002	0	1	215	564	9
003	0	0	156	453	4
004	0	4	220	425	4
005	0	4	172	524	4
006	0	6	243	713	7
008	0	11	221	712	4
901	0	20	524	1,097	10

These same results may also be obtained via:

- Election Telephone Hotline: 586.469.5209.
- 24-Hour Fax (Within MI): 1.888.99.CLERK (request document number 6710).
- 24-Hour Fax (Outside of MI): 1.310.575.5035 (request document number 6710).

www.MCNTV.com

webmaster@mcntv.com

[Click here to return to race list](#)

THE 2002 VOTE

Secretary of State

One 4-year term

Community Totals

ONLY Macomb County Official Election Results

View [summary report](#).

	RICHARD CARL CLEMENT (WI) (NPA)	CHARLES F. CONCES (UST)	MELVIN BUTCH HOLLOWELL (DEM)	TERRI LYNN LAND (REP)	RAY ZIARNO (GRN)
Center Line	0	38	1,339	1,231	35
Eastpointe	0	140	4,861	4,978	158
Fraser	0	42	1,980	3,000	60
Memphis	0	3	68	176	3
Mt. Clemens	0	53	2,296	2,065	82
New Baltimore	0	35	1,031	1,979	23
Richmond City	0	21	610	1,062	24
Roseville	0	196	6,072	6,497	192
St. Clair Shores	0	269	9,513	15,078	311
Sterling Heights	0	388	13,476	23,575	523
Utica	0	21	533	827	25
Warren	0	260	17,484	20,727	319
Armada Township	0	19	519	1,312	25
Bruce Township	0	25	835	2,228	26
Chesterfield Township	0	91	3,808	7,088	110
Clinton Township	0	252	11,441	17,542	289
Harrison Township	0	97	2,721	5,369	90
Lake Township	0	0	6	32	0
Lenox Township	0	33	737	1,192	23
Macomb Township	0	173	5,750	12,184	168
Ray Township	0	19	351	1,036	16
Richmond Township	0	14	283	877	11
Shelby Township	0	189	6,271	14,827	215

Washington Township	0	46	1,899	4,792	46
------------------------	---	----	-------	-------	----

These same results may also be obtained via:

- Election Telephone Hotline: 586.469.5209.
- 24-Hour Fax (Within MI): 1.888.99.CLERK (request document number 6710).
- 24-Hour Fax (Outside of MI): 1.310.575.5035 (request document number 6710).

www.MCNTV.com

webmaster@mcntv.com

[Click here to return to race list](#)



Attorney General

One 4-year term

Precinct Breakdown

ONLY Macomb County Official Election Results

View [summary report](#).

	MIKE COX (REP)	JERRY JAY KAUFMAN (GRN)	GARY C. PETERS (DEM)	GERALD TRUMAN VAN SICKLE (UST)
Center Line				
001	236	7	248	6
002	148	7	171	3
003	203	8	286	4
004	132	3	174	3
005	130	4	201	3
901	174	10	433	10
Eastpointe				
001	261	13	310	7
002	225	14	250	6
003	305	13	382	9
004	313	16	366	12
005	286	11	313	8
006	192	10	207	8
007	231	17	460	11
008	180	10	366	9
009	198	11	287	11
010	207	10	256	6
011	228	7	285	9
012	280	9	341	12
013	291	8	315	9
014	309	15	441	13
901	467	17	904	17
902	91	4	137	3

Fraser				
001	247	12	207	6
002	391	16	313	3
003	407	12	394	11
004	294	11	310	11
005	132	6	108	2
006	451	9	297	4
007	203	5	181	6
901	262	8	304	3
902	140	0	228	2
Memphis				
001	127	3	114	1
Mt. Clemens				
001	46	9	342	2
002	276	12	306	2
003	215	16	222	7
004	178	14	220	8
005	53	6	245	2
006	144	12	277	6
008	173	7	164	3
009	247	6	196	2
010	124	3	101	0
901	297	12	471	6
New Baltimore				
001	270	11	220	12
002	290	10	210	7
003	782	20	557	16
004	333	8	252	8
Richmond City				
001	504	16	418	14
002	416	13	299	9
Roseville				
001	173	7	199	8
002	196	6	215	6
003	167	8	340	7
004	210	7	237	5
005	284	18	365	18
006	239	15	279	9
007	113	8	204	1
008	245	15	317	20

009	205	9	250	6
010	144	8	156	6
011	150	5	151	5
012	178	14	237	8
013	134	6	192	12
014	212	11	248	6
015	300	12	339	6
016	324	16	411	11
017	222	13	277	8
018	223	9	234	8
019	163	7	211	6
020	216	15	253	2
021	253	15	286	17
901	264	10	660	10
902	548	17	1,094	17
St. Clair Shores				
001	533	19	375	10
002	359	15	305	8
003	351	16	294	11
004	272	19	208	7
005	391	28	417	13
006	371	6	391	9
007	187	3	185	6
008	420	17	394	8
009	222	17	225	4
010	501	22	535	11
011	611	16	434	12
012	506	19	400	13
013	235	7	177	5
014	229	6	200	9
015	439	11	399	11
016	396	13	416	12
017	490	19	443	14
018	360	12	318	8
019	316	21	283	2
020	262	6	222	5
021	306	15	330	11
022	324	8	246	3
023	365	12	354	4
024	413	10	432	6

901	1,731	20	1,775	41
902	1,601	26	1,841	36
Sterling Heights				
001	326	15	293	5
002	382	17	305	7
003	311	8	296	5
004	426	11	405	9
005	367	11	318	9
006	409	5	303	4
008	175	7	127	2
009	410	12	290	10
010	385	9	260	3
011	383	6	315	4
012	280	4	274	4
013	127	1	124	0
014	116	3	73	4
015	295	3	262	5
016	238	8	237	5
017	294	4	235	7
018	374	7	261	1
019	294	10	257	4
020	398	17	345	7
021	174	14	214	7
022	220	4	186	4
023	192	8	153	5
024	242	3	208	2
025	446	7	276	4
026	353	12	273	4
027	351	9	284	3
028	294	10	310	7
029	250	16	214	6
030	406	8	196	7
031	354	9	292	11
032	469	10	326	8
033	349	7	241	5
034	406	10	269	11
035	190	3	192	3
036	125	7	147	9
037	282	9	207	4
038	402	10	246	7

039	235	10	186	6
040	459	10	326	11
041	456	11	297	12
042	82	6	90	0
043	364	7	303	8
044	173	9	119	4
045	325	8	223	3
046	346	11	266	2
047	160	3	177	2
048	296	9	215	2
049	350	8	220	5
050	618	7	346	5
051	303	1	203	4
052	204	2	127	0
901	464	7	538	5
902	92	0	113	0
903	27	0	49	2
904	58	0	56	1
905	72	0	66	0
906	856	21	964	15
907	762	25	841	16
908	800	21	934	16
909	806	26	869	14

Utica

001	113	10	87	5
002	307	8	194	2
003	153	10	155	5
901	147	6	181	4

Warren

001	33	2	142	1
002	143	5	164	1
003	92	2	160	1
004	177	5	274	2
006	89	1	136	0
008	130	3	177	5
010	138	2	237	2
011	99	1	127	3
012	132	3	167	4
013	175	6	214	1
015	67	1	116	2

016	79	1	126	1
017	67	1	135	6
018	93	4	122	3
020	81	5	120	2
021	65	3	98	0
022	56	4	87	0
023	74	2	133	0
024	132	9	181	2
026	78	3	111	0
027	82	3	74	2
028	82	3	99	0
029	182	3	284	2
032	100	2	148	2
033	78	0	109	2
034	118	7	160	6
036	153	5	201	4
037	112	1	152	1
038	77	5	115	1
039	111	1	122	2
040	136	4	121	3
041	117	3	145	2
042	212	7	257	1
043	36	1	40	2
045	133	1	144	0
046	198	4	212	3
047	89	2	89	1
048	192	2	232	2
049	134	3	108	5
050	213	2	194	1
052	108	3	161	0
053	245	1	224	2
055	152	0	155	1
056	158	2	165	1
058	192	4	256	0
060	182	4	175	0
061	217	2	213	2
062	161	1	188	3
063	144	2	185	2
064	194	2	194	3
066	154	2	151	5

067	261	1	182	2
068	184	3	193	7
069	146	5	204	2
070	206	2	223	8
071	158	1	138	1
072	164	3	114	3
072A	38	3	166	0
073	208	4	173	2
074	304	7	333	2
076	189	4	232	3
078	165	1	167	0
080	202	4	182	4
081	66	0	102	1
082	224	2	108	2
084	233	3	270	1
085	231	3	189	1
086	326	6	255	3
088	120	2	162	2
090	174	2	161	1
092	112	1	134	2
093	222	1	230	2
094	221	2	250	1
096	168	3	134	1
097	256	1	146	0
098	160	2	124	1
099	104	0	86	2
099A	224	1	157	1
100	114	0	121	4
101	196	5	132	4
102	168	1	150	1
103	173	4	185	0
105	236	2	177	3
106	259	2	189	1
108	283	7	230	1
109	235	2	219	2
110	244	6	224	3
901	438	22	900	9
902	115	2	273	8
903	39	0	111	1
904	333	15	448	8

905	792	24	1,084	10
906	351	8	613	11
907	963	25	1,263	24
908	548	10	752	13
909	210	7	296	6

Armada Township

001	693	18	410	24
002	453	7	225	7

Bruce Township

001	305	7	202	4
002	607	8	265	11
003	382	13	240	10
004	260	4	117	1
901	369	6	236	5

Chesterfield Township

001	332	11	285	7
002	432	12	323	14
003	486	18	315	6
004	231	7	156	4
005	325	8	264	7
006	323	4	242	3
007	396	9	290	6
008	404	8	286	15
009	334	7	266	8
010	341	4	173	6
011	418	21	328	16
012	271	13	255	13
013	347	9	211	8
014	438	9	260	9
015	59	6	109	4
901	117	3	157	2
902	683	14	700	15

Clinton Township

001	220	6	195	8
002	130	5	112	2
003	194	4	233	12
004	150	9	186	3
005	44	3	364	2
006	253	7	297	1
007	163	6	157	1

008	206	5	209	0
009	193	4	175	4
010	290	10	194	3
011	203	11	194	7
012	133	3	134	1
013	225	10	235	7
014	123	6	111	4
015	230	9	182	10
016	240	4	177	3
017	191	3	263	5
018	255	9	207	3
019	266	5	157	3
020	156	3	215	3
021	122	5	122	1
022	186	10	264	3
023	426	2	281	5
024	221	3	162	5
025	246	14	204	12
026	408	4	236	6
027	249	3	173	1
028	63	5	192	5
029	424	6	258	8
030	247	10	228	10
031	251	5	254	8
032	189	3	95	2
033	271	12	252	5
034	128	4	98	5
035	338	4	300	5
036	289	7	238	8
037	348	7	287	5
038	323	3	149	2
039	232	2	201	3
040	334	13	254	9
041	280	3	199	9
042	194	5	191	6
043	138	4	63	4
044	338	1	222	6
045	344	7	183	3
046	116	4	130	6
901	170	6	232	2

902	514	10	703	7
903	86	1	155	1
904	1,023	22	1,083	12
905	147	4	182	5
906	1,182	16	1,095	19
907	363	7	467	9
908	363	4	345	3

Harrison Township

001	288	8	256	8
002	157	3	142	3
003	274	11	215	5
004	507	7	352	15
005	448	13	241	10
006	396	14	263	9
007	424	15	302	12
008	36	3	80	3
009	298	7	145	3
010	227	6	198	6
011	204	12	209	3
012	83	4	94	3
901	1,063	19	869	13

Lake Township

001	30	0	8	0
-----	----	---	---	---

Lenox Township

001	381	10	207	8
002	373	17	322	12
003	244	16	361	5

Macomb Township

001	392	13	251	9
002	263	3	220	2
003	367	7	235	7
004	488	19	356	5
005	407	5	237	8
006	284	3	165	3
007	445	7	309	8
008	197	3	125	3
009	420	11	243	8
010	167	15	203	10
011	410	7	261	4
012	474	6	275	9

013	425	10	232	9
014	444	6	212	10
015	204	4	137	1
016	482	10	240	6
017	362	3	217	7
018	190	6	185	3
019	147	6	173	8
020	448	6	234	5
021	489	10	330	7
022	392	10	268	7
023	521	11	228	6
024	288	14	210	5
901	836	13	700	13
902	838	16	881	18

Ray Township

001	389	7	202	6
002	498	13	259	15

Richmond Township

001	766	12	367	15
-----	-----	----	-----	----

Shelby Township

001	537	8	263	6
002	442	10	266	9
003	229	10	134	7
004	422	11	221	4
005	273	9	189	5
006	241	13	209	5
007	446	7	230	6
008	247	3	137	7
009	238	6	186	7
010	327	10	178	8
011	333	9	209	8
012	345	7	179	11
013	232	4	144	4
014	324	4	186	4
015	255	8	132	4
016	542	1	233	2
017	498	4	238	8
018	190	5	105	1
019	291	1	159	2
020	165	5	162	3

021	161	4	135	2
022	643	7	291	6
023	528	7	210	6
024	537	6	233	10
025	470	11	233	3
026	208	5	196	3
027	315	5	187	8
028	347	7	245	1
029	242	4	140	1
901	976	26	921	19
902	1,580	21	1,120	27
903	146	0	77	0
Washington Township				
001	244	10	173	2
002	498	6	256	1
003	402	3	187	0
004	356	3	262	1
005	455	4	206	6
006	669	3	267	8
008	632	7	287	5
901	910	20	680	15

These same results may also be obtained via:

- Election Telephone Hotline: 586.469.5209.
- 24-Hour Fax (Within MI): 1.888.99.CLERK (request document number 6710).
- 24-Hour Fax (Outside of MI): 1.310.575.5035 (request document number 6710).

www.MCNTV.com

webmaster@mcentv.com

[Click here to return to race list](#)

THE 2002 VOTE

Attorney General

One 4-year term

Community Totals

ONLY Macomb County Official Election Results

View [summary report](#).

	MIKE COX (REP)	JERRY JAY KAUFMAN (GRN)	GARY C. PETERS (DEM)	GERALD TRUMAN VAN SICKLE (UST)
Center Line	1,023	39	1,513	29
Eastpointe	4,064	185	5,620	150
Fraser	2,527	79	2,342	48
Memphis	127	3	114	1
Mt. Clemens	1,753	97	2,544	38
New Baltimore	1,675	49	1,239	43
Richmond City	920	29	717	23
Roseville	5,163	251	7,155	202
St. Clair Shores	12,191	383	11,599	279
Sterling Heights	19,803	516	16,742	335
Utica	720	34	617	16
Warren	17,225	354	20,282	261
Armada Township	1,146	25	635	31
Bruce Township	1,923	38	1,060	31
Chesterfield Township	5,937	163	4,620	143
Clinton Township	14,418	338	13,495	282
Harrison Township	4,405	122	3,366	93
Lake Township	30	0	8	0
Lenox Township	998	43	890	25
Macomb Township	10,380	224	7,127	181
Ray Township	887	20	461	21
Richmond Township	766	12	367	15
Shelby Township	12,730	238	7,748	197
Washington Township	4,166	56	2,318	38

These same results may also be obtained via:

- Election Telephone Hotline: 586.469.5209.
- 24-Hour Fax (Within MI): 1.888.99.CLERK (request document number 6710).
- 24-Hour Fax (Outside of MI): 1.310.575.5035 (request document number 6710).

www.MCNTV.com

webmaster@mcntv.com

[Click here to return to race list](#)

THE 2002 VOTE

U.S. Senator One 6-year term *Precinct Breakdown*

ONLY Macomb County Official Election Results

View [summary report](#).

	ERIC BORREGARD (GRN)	DOUG DERN (NLP)	CARL LEVIN (DEM)	JOHN S. MANGOPOULOS (RFP)	ANDREW RACZKOWSKI (REP)
Center Line					
001	2	0	315	3	192
002	5	2	230	0	101
003	3	3	361	1	146
004	1	4	227	0	94
005	0	2	249	4	92
901	1	2	489	1	147
Eastpointe					
001	6	5	386	2	202
002	7	3	328	4	166
003	5	5	499	6	206
004	5	4	507	4	208
005	4	4	420	7	200
006	1	3	277	7	142
007	8	2	556	5	153
008	7	3	432	4	118
009	7	6	363	5	129
010	1	1	340	2	138
011	6	6	376	7	145
012	5	2	453	3	198
013	4	1	397	6	225
014	6	2	554	4	215
901	5	3	1,049	4	392
902	4	2	161	0	73

Fraser					
001	4	2	299	1	173
002	0	5	433	2	304
003	4	4	539	7	302
004	2	2	433	2	212
005	2	1	146	3	101
006	5	0	435	0	349
007	2	1	243	2	157
901	3	2	364	1	221
902	0	0	267	0	113

Memphis					
001	1	3	151	1	102

Mt. Clemens					
001	1	1	371	1	31
002	8	2	384	4	216
003	8	3	313	4	142
004	8	4	281	2	125
005	2	0	281	1	28
006	6	1	337	7	103
008	4	1	231	2	118
009	3	3	269	0	191
010	2	2	137	2	94
901	2	3	567	3	224

New Baltimore					
001	9	2	301	5	206
002	3	1	313	2	217
003	7	9	782	10	600
004	4	2	354	0	259

Richmond City					
001	5	4	595	8	361
002	6	4	453	3	299

Roseville					
001	2	1	281	1	110
002	3	4	281	1	140
003	8	2	391	4	119
004	6	3	297	3	159
005	4	6	483	3	214
006	4	4	375	6	163
007	5	0	252	5	80
008	5	10	416	4	173

009	4	3	324	3	154
010	1	3	217	0	101
011	3	2	201	0	107
012	5	1	298	5	135
013	2	1	249	1	97
014	7	6	330	3	143
015	4	3	424	1	231
016	7	8	527	2	233
017	5	5	367	4	152
018	0	2	324	6	152
019	5	0	275	2	119
020	1	1	330	5	161
021	4	5	385	3	187
901	4	2	731	4	226
902	4	6	1,276	5	441

St. Clair Shores

001	14	1	539	4	413
002	7	4	427	1	286
003	8	3	410	7	266
004	8	1	298	4	209
005	16	4	559	4	307
006	3	2	529	4	274
007	2	1	249	2	137
008	6	4	535	3	334
009	10	2	297	6	160
010	13	7	720	3	364
011	11	5	613	7	488
012	9	4	570	1	389
013	5	1	256	3	187
014	7	5	280	2	163
015	6	4	546	8	335
016	7	3	558	7	285
017	10	6	642	6	363
018	9	8	450	5	267
019	7	2	391	3	234
020	3	1	335	5	175
021	2	4	467	5	221
022	6	3	355	3	241
023	5	2	473	5	279
024	3	2	591	3	292

901	13	6	2,304	6	1,365
902	11	9	2,374	6	1,222
Sterling Heights					
001	4	1	403	5	234
002	6	2	438	1	290
003	5	1	399	1	229
004	2	2	562	2	302
005	6	1	452	3	263
006	1	3	416	2	323
008	5	2	161	0	152
009	3	1	412	6	312
010	7	3	359	6	300
011	5	4	437	3	282
012	1	0	373	2	203
013	0	0	171	0	87
014	3	1	105	1	91
015	5	1	345	2	220
016	4	1	318	2	181
017	6	1	296	8	239
018	4	2	387	1	262
019	5	1	344	4	221
020	6	1	468	5	303
021	6	3	264	0	142
022	0	2	247	5	171
023	4	2	202	2	158
024	1	1	280	4	187
025	7	1	387	3	351
026	2	3	349	4	295
027	0	1	381	4	278
028	4	1	403	3	223
029	6	1	290	2	192
030	3	0	313	1	315
031	1	5	417	1	255
032	4	0	483	0	365
033	1	3	347	5	267
034	6	5	388	5	309
035	2	1	262	0	142
036	2	4	203	1	81
037	3	0	270	6	245
038	4	2	353	1	329

039	2	3	254	1	183
040	4	1	468	10	344
041	6	2	445	4	353
042	2	0	120	1	56
043	5	8	431	6	244
044	6	1	162	3	149
045	1	1	321	1	250
046	2	3	374	4	252
047	2	2	225	1	123
048	2	2	312	0	219
049	3	0	317	5	274
050	6	3	522	1	465
051	0	1	286	6	236
052	1	1	179	2	164
901	3	2	644	2	394
902	3	0	135	0	69
903	0	0	51	0	27
904	0	0	65	0	54
905	0	0	87	1	55
906	9	5	1,178	6	731
907	12	3	1,001	9	659
908	11	3	1,117	7	683
909	8	1	1,099	1	653

Utica

001	8	2	139	3	75
002	3	0	286	5	230
003	3	1	214	3	109
901	0	0	245	2	105

Warren

001	1	1	169	0	20
002	3	1	215	1	99
003	1	1	183	2	83
004	6	0	344	2	129
006	1	0	166	2	66
008	2	0	227	4	97
010	2	1	298	2	100
011	1	1	155	0	78
012	1	0	221	1	106
013	6	0	282	1	137
015	0	0	149	1	46

016	3	0	168	0	48
017	1	2	164	0	50
018	1	2	163	2	62
020	0	0	141	1	69
021	2	1	123	0	48
022	1	0	116	1	37
023	0	2	156	2	61
024	6	1	221	1	108
026	5	0	140	0	55
027	3	0	91	2	68
028	2	0	122	2	67
029	1	1	359	2	147
032	0	0	178	0	80
033	0	0	134	1	60
034	7	1	201	0	91
036	2	3	251	2	121
037	0	0	199	0	79
038	1	1	150	0	54
039	1	1	159	0	91
040	1	0	170	1	104
041	2	0	189	0	86
042	4	0	335	0	160
043	1	0	56	0	25
045	0	1	198	0	100
046	1	1	292	0	162
047	1	1	119	2	69
048	2	1	316	2	144
049	1	1	156	0	106
050	0	1	253	1	183
052	2	1	195	0	80
053	4	0	302	1	188
055	1	2	208	2	101
056	1	0	218	2	122
058	3	2	339	1	137
060	2	0	240	0	134
061	1	3	281	0	174
062	2	1	246	0	124
063	1	1	237	1	110
064	1	2	262	1	125
066	2	0	199	2	123

067	3	0	263	2	203
068	4	1	261	3	139
069	3	1	260	0	120
070	2	1	283	3	159
071	0	3	187	3	125
072	2	0	164	1	135
072A	3	0	178	2	30
073	1	1	232	1	170
074	3	2	412	3	250
076	2	2	310	0	143
078	1	0	231	0	125
080	2	1	261	1	160
081	0	0	132	0	46
082	0	1	235	0	186
084	1	1	353	0	182
085	0	0	273	0	186
086	3	1	350	3	267
088	2	1	207	2	88
090	0	0	217	0	134
092	0	0	169	1	97
093	1	0	292	3	181
094	1	0	340	1	173
096	1	1	195	0	129
097	2	0	220	1	197
098	1	0	164	0	140
099	2	1	123	1	70
099A	0	0	220	1	185
100	0	0	155	0	101
101	2	1	196	1	153
102	0	0	215	1	121
103	2	0	232	0	135
105	1	0	223	1	212
106	1	0	275	2	192
108	3	1	319	2	227
109	0	2	314	1	183
110	1	1	325	5	179
901	7	8	1,023	1	354
902	1	1	312	1	93
903	1	0	114	1	38
904	3	3	532	2	286

905	6	4	1,295	4	654
906	5	1	699	9	286
907	4	4	1,524	5	826
908	6	1	916	4	436
909	3	0	363	2	167

Armada Township

001	7	8	613	6	542
002	3	3	358	5	334

Bruce Township

001	3	3	307	5	220
002	3	4	374	3	527
003	5	1	371	2	290
004	2	3	176	0	206
901	1	0	321	1	312

Chesterfield Township

001	4	3	395	2	238
002	4	3	452	11	337
003	10	8	458	2	365
004	3	2	225	1	177
005	2	6	385	0	226
006	5	1	330	3	248
007	4	0	402	2	306
008	6	1	427	6	292
009	3	3	373	2	260
010	4	2	266	4	254
011	3	4	480	5	304
012	5	5	352	6	191
013	4	1	331	3	247
014	6	1	370	4	340
015	1	0	135	0	40
901	2	0	189	0	98
902	1	7	866	4	585

Clinton Township

001	1	0	271	3	177
002	0	2	153	1	101
003	2	4	288	1	153
004	3	2	242	2	112
005	1	2	381	2	34
006	5	2	376	4	185
007	5	0	213	0	119

008	1	1	274	3	156
009	4	2	215	0	161
010	5	2	280	3	221
011	4	2	267	2	157
012	0	1	187	0	95
013	4	5	308	3	170
014	7	3	160	1	76
015	4	3	251	7	185
016	2	1	251	4	181
017	5	0	332	3	141
018	3	1	292	1	194
019	1	3	229	2	216
020	2	0	275	2	111
021	2	0	169	4	82
022	8	1	322	6	141
023	3	2	418	3	316
024	0	2	234	3	173
025	4	4	287	5	190
026	0	1	346	8	319
027	1	0	246	1	188
028	3	1	215	3	47
029	3	2	385	3	334
030	3	4	308	4	187
031	2	5	345	2	189
032	2	2	149	0	146
033	3	3	362	2	200
034	2	0	137	0	106
035	3	2	425	6	241
036	3	2	309	2	249
037	7	3	405	0	262
038	1	0	227	0	267
039	1	3	271	0	180
040	5	1	371	3	255
041	3	3	306	1	199
042	2	3	270	0	135
043	2	1	108	2	107
044	0	2	319	5	261
045	2	2	288	3	261
046	1	0	154	2	111
901	3	0	284	2	136

902	4	0	861	5	422
903	2	0	197	0	73
904	12	3	1,414	5	862
905	4	0	219	1	136
906	3	3	1,422	1	972
907	2	1	615	1	293
908	2	2	445	3	305

Harrison Township

001	1	5	349	7	210
002	3	4	201	1	112
003	2	3	325	2	194
004	6	5	499	8	393
005	7	4	368	5	354
006	1	4	408	5	299
007	8	4	430	6	340
008	1	1	95	0	29
009	1	1	243	3	222
010	6	0	282	4	167
011	5	2	279	1	154
012	2	1	126	2	61
901	7	3	1,179	6	831

Lake Township

001	0	0	12	0	26
-----	---	---	----	---	----

Lenox Township

001	3	4	310	3	294
002	5	6	430	6	302
003	3	3	454	4	171

Macomb Township

001	1	2	384	5	296
002	2	1	313	2	189
003	0	3	340	1	287
004	8	4	512	9	354
005	3	4	353	2	307
006	1	1	272	2	184
007	3	0	455	5	337
008	4	1	188	5	142
009	5	2	376	2	316
010	2	2	263	2	128
011	1	3	384	3	304
012	2	1	430	1	354

013	1	3	370	6	312
014	2	0	369	2	326
015	2	0	203	1	146
016	3	2	352	6	395
017	2	1	301	5	289
018	1	1	257	3	129
019	1	2	228	2	107
020	0	0	374	3	326
021	2	2	474	3	378
022	3	1	385	1	309
023	5	2	366	4	407
024	3	0	286	1	230
901	5	4	895	3	695
902	3	5	1,111	7	674

Ray Township

001	1	4	309	3	310
002	3	5	420	4	382

Richmond Township

001	2	8	576	9	597
-----	---	---	-----	---	-----

Shelby Township

001	5	2	373	3	449
002	5	3	380	11	351
003	12	2	200	3	175
004	10	2	318	3	346
005	3	1	272	6	211
006	5	3	282	1	186
007	7	1	332	2	377
008	1	3	206	0	190
009	4	3	255	3	186
010	4	6	265	5	260
011	4	5	307	2	257
012	4	2	284	3	272
013	8	0	204	1	181
014	3	0	255	3	276
015	5	0	209	5	194
016	3	1	361	4	430
017	2	1	374	5	387
018	3	2	142	1	159
019	0	1	214	0	250
020	2	1	217	1	116

021	3	1	178	0	126
022	9	1	408	3	545
023	3	0	341	1	438
024	5	2	349	3	448
025	2	1	337	3	395
026	3	2	250	1	163
027	5	0	279	4	253
028	6	2	345	3	268
029	0	0	195	1	202
901	10	0	1,143	4	835
902	11	5	1,482	15	1,405
903	1	0	98	2	128
Washington Township					
001	5	0	238	0	208
002	7	0	372	0	411
003	4	1	283	1	326
004	2	2	358	5	288
005	5	0	316	1	376
006	4	3	387	3	577
008	5	2	417	3	533
901	6	4	879	6	771

These same results may also be obtained via:

- Election Telephone Hotline: 586.469.5209.
- 24-Hour Fax (Within MI): 1.888.99.CLERK (request document number 6710).
- 24-Hour Fax (Outside of MI): 1.310.575.5035 (request document number 6710).

www.MCNTV.com

webmaster@mcentv.com

[Click here to return to race list](#)

THE 2002 VOTE

U.S. Senator One 6-year term *Community Totals*

ONLY Macomb County Official Election Results

View [summary report](#).

	ERIC BORREGARD (GRN)	DOUG DERN (NLP)	CARL LEVIN (DEM)	JOHN S. MANGOPOULOS (RFP)	ANDREW RACZKOWSKI (REP)
Center Line	12	13	1,871	9	772
Eastpointe	81	52	7,098	70	2,910
Fraser	22	17	3,159	18	1,932
Memphis	1	3	151	1	102
Mt. Clemens	44	20	3,171	26	1,272
New Baltimore	23	14	1,750	17	1,282
Richmond City	11	8	1,048	11	660
Roseville	93	78	9,034	71	3,797
St. Clair Shores	201	94	15,768	113	9,256
Sterling Heights	222	105	22,478	172	15,436
Utica	14	3	884	13	519
Warren	179	83	26,020	122	13,577
Armada Township	10	11	971	11	876
Bruce Township	14	11	1,549	11	1,555
Chesterfield Township	67	47	6,436	55	4,508
Clinton Township	157	94	18,078	130	11,290
Harrison Township	50	37	4,784	50	3,366
Lake Township	0	0	12	0	26
Lenox Township	11	13	1,194	13	767
Macomb Township	65	47	10,241	86	7,921
Ray Township	4	9	729	7	692
Richmond Township	2	8	576	9	597

Shelby Township	148	53	10,855	102	10,459
Washington Township	38	12	3,250	19	3,490

These same results may also be obtained via:

- Election Telephone Hotline: 586.469.5209.
- 24-Hour Fax (Within MI): 1.888.99.CLERK (request document number 6710).
- 24-Hour Fax (Outside of MI): 1.310.575.5035 (request document number 6710).

www.MCNTV.com

webmaster@mcntv.com

[Click here to return to race list](#)

THE 2002 VOTE

U.S. Representative 10th District

One 2-year term

Precinct Breakdown

ONLY Macomb County Official Election Results

View [summary report](#).

	RENAE COON (LIB)	CARL J. MARLINGA (DEM)	CANDICE S. MILLER (REP)
Memphis			
001	2	95	164
New Baltimore			
001	13	231	291
002	6	205	327
003	16	564	839
004	7	244	369
Richmond City			
001	12	378	602
002	12	296	461
Sterling Heights			
011	1	318	410
012	6	268	314
014	1	76	126
017	11	234	308
018	5	265	393
019	5	228	350
020	11	324	451
021	14	194	211
022	5	179	243
023	9	157	203
024	5	207	266
025	8	293	448
026	9	284	363

027	8	281	379
028	6	304	328
029	12	229	255
030	4	197	434
031	6	290	391
032	6	320	533
033	14	231	380
034	7	276	435
035	5	193	203
036	6	144	146
037	6	191	327
038	10	272	407
039	5	185	255
040	9	331	493
041	9	310	495
042	1	83	98
043	10	306	372
044	4	122	194
045	4	222	356
048	6	229	309
049	5	212	388
050	7	375	621
051	6	204	323
052	4	132	207
904	0	53	67
905	2	67	75
906	8	870	1,059
908	11	854	957
909	12	750	1,011
Utica			
001	8	102	117
002	7	200	323
003	3	153	173
901	2	158	194
Armada Township			
001	17	402	775
002	7	229	477
Bruce Township			
001	8	195	337
002	12	247	659

003	14	241	419
004	1	118	281
901	4	198	437
Chesterfield Township			
001	5	267	378
002	12	322	484
003	18	325	516
004	2	143	270
005	5	267	356
006	9	217	362
007	6	283	435
008	12	289	441
009	11	245	390
010	4	180	361
011	11	330	468
012	10	238	323
013	9	220	366
014	12	275	446
015	6	94	79
901	3	134	153
902	3	593	880
Harrison Township			
001	9	240	338
002	2	124	200
003	10	202	323
004	17	320	602
005	11	192	554
006	12	223	504
007	16	264	522
008	1	70	53
009	4	123	359
010	7	190	273
011	6	189	249
012	5	86	107
901	9	654	1,396
Lenox Township			
001	2	196	428
002	6	292	457
003	11	324	301
Macomb Township			

001	19	272	411
002	7	222	285
003	12	224	406
004	9	365	519
005	11	256	413
006	4	184	277
007	11	309	490
008	4	120	219
009	5	274	431
010	15	187	194
011	6	244	449
012	10	271	517
013	7	242	455
014	7	224	484
015	1	137	217
016	8	247	512
017	7	210	391
018	1	192	197
019	8	159	173
020	4	249	464
021	12	313	539
022	6	266	436
023	6	229	561
024	7	189	335
901	7	614	998
902	13	812	992
Ray Township			
001	4	188	450
002	9	253	563
Richmond Township			
001	21	368	830
Shelby Township			
001	5	269	573
002	16	270	472
003	10	136	246
004	10	202	482
005	3	188	308
006	10	215	257
007	9	219	488
008	13	115	282

009	7	179	265
010	5	190	354
011	13	203	358
012	4	180	390
013	3	138	261
014	8	172	367
015	7	133	280
016	6	238	566
017	8	250	511
018	2	91	219
019	3	140	329
020	3	154	182
021	8	111	188
022	7	270	694
023	9	202	567
024	5	228	591
025	3	233	510
026	5	172	246
027	5	181	359
028	6	229	395
029	0	145	260
901	8	855	1,143
902	17	1,080	1,853
903	0	63	170
Washington Township			
001	4	168	314
002	6	261	555
003	2	198	436
004	6	252	420
005	9	217	518
006	7	287	707
008	11	311	671
901	8	579	1,089

These same results may also be obtained via:

- Election Telephone Hotline: 586.469.5209.
- 24-Hour Fax (Within MI): 1.888.99.CLERK (request document number 6710).
- 24-Hour Fax (Outside of MI): 1.310.575.5035 (request document number 6710).

www.MCNTV.com

webmaster@mcntv.com

[Click here to return to race list](#)



U.S. Representative 10th District

One 2-year term

Community Totals

ONLY Macomb County Official Election Results

View [summary report](#).

	RENAE COON (LIB)	CARL J. MARLINGA (DEM)	CANDICE S. MILLER (REP)
Memphis	2	95	164
New Baltimore	42	1,244	1,826
Richmond City	24	674	1,063
Sterling Heights	283	11,260	15,584
Utica	20	613	807
Armada Township	24	631	1,252
Bruce Township	39	999	2,133
Chesterfield Township	138	4,422	6,708
Harrison Township	109	2,877	5,480
Lenox Township	19	812	1,186
Macomb Township	207	7,011	11,365
Ray Township	13	441	1,013
Richmond Township	21	368	830
Shelby Township	218	7,451	14,166
Washington Township	53	2,273	4,710

These same results may also be obtained via:

- Election Telephone Hotline: 586.469.5209.
- 24-Hour Fax (Within MI): 1.888.99.CLERK (request document number 6710).
- 24-Hour Fax (Outside of MI): 1.310.575.5035 (request document number 6710).

webmaster@mctv.com

[Click here to return to race list](#)

THE 2002 VOTE

U.S. Representative 12th District

One 2-year term

Precinct Breakdown

ONLY Macomb County Official Election Results

View [summary report](#).

	HARVEY R. DEAN (REP)	DICK GACH (LIB)	SANDER LEVIN (DEM)	STEVEN T. REVIS (UST)
Center Line				
001	177	6	318	4
002	104	6	216	3
003	153	8	343	7
004	98	5	212	5
005	88	7	249	2
901	144	6	485	5
Eastpointe				
001	198	9	375	5
002	161	15	322	4
003	211	17	476	3
004	227	14	468	6
005	196	16	401	9
006	126	9	272	9
007	151	6	545	9
008	121	11	424	5
009	135	5	345	9
010	140	6	327	7
011	154	15	356	4
012	200	12	427	7
013	218	11	386	4
014	221	21	524	5
901	388	11	1,009	13
902	76	0	160	5

Fraser				
001	170	9	282	5
002	327	5	387	6
003	300	11	503	8
004	209	17	401	5
005	95	6	143	5
006	352	4	400	3
007	153	3	236	3
901	228	6	337	3
902	111	1	253	1
Mt. Clemens				
001	33	4	364	4
002	222	18	365	1
003	156	18	279	7
004	132	12	269	4
005	29	3	275	2
006	107	8	328	5
008	121	7	216	3
009	192	7	251	2
010	98	6	126	0
901	246	6	529	5
Roseville				
001	107	7	266	5
002	140	9	275	3
003	109	14	382	10
004	160	13	283	5
005	222	11	446	11
006	176	11	342	12
007	86	10	235	2
008	177	18	398	12
009	165	8	305	4
010	97	9	202	5
011	106	9	198	1
012	143	9	275	5
013	96	3	242	5
014	147	12	310	9
015	233	10	415	3
016	235	13	506	7
017	169	10	336	7
018	163	7	296	5

019	120	8	263	3
020	157	11	311	8
021	191	10	362	9
901	231	7	715	7
902	458	8	1,235	9

St. Clair Shores

001	430	19	493	4
002	287	10	398	11
003	269	19	383	10
004	218	9	270	6
005	315	17	521	11
006	278	10	488	11
007	150	8	221	3
008	324	18	498	8
009	165	15	280	6
010	369	12	678	13
011	508	15	547	9
012	390	15	541	7
013	188	6	247	4
014	170	7	262	5
015	339	11	516	6
016	289	16	520	7
017	353	17	609	11
018	269	20	415	9
019	243	13	364	2
020	189	6	302	4
021	237	10	428	8
022	243	8	332	4
023	276	13	443	7
024	302	6	549	5
901	1,438	15	2,160	22
902	1,261	20	2,271	25

Sterling Heights

001	236	9	391	3
002	276	10	423	8
003	229	6	378	1
004	311	13	531	5
005	279	7	423	4
006	331	8	395	3
008	146	4	153	3

009	311	9	399	7
010	307	13	331	5
013	94	0	158	0
015	226	5	326	4
016	179	9	296	5
046	256	8	350	6
047	115	6	211	4
901	395	11	622	4
902	70	0	132	6
903	27	0	50	0
907	648	10	988	15

Warren

001	20	6	157	0
002	98	10	205	3
003	70	2	187	1
004	128	3	330	4
006	68	1	165	0
008	102	2	218	1
010	98	3	286	1
011	73	4	153	2
012	104	6	210	4
013	130	8	271	4
015	48	3	138	1
016	43	4	166	0
017	49	2	164	1
018	59	3	159	2
020	68	0	149	0
021	46	6	117	1
022	39	1	111	1
023	59	3	154	2
024	107	7	212	4
026	53	1	144	1
027	62	5	90	0
028	63	2	120	1
029	141	9	344	3
032	79	3	171	1
033	60	2	128	1
034	86	10	201	3
036	115	10	244	4
037	52	1	189	0

038	57	2	138	3
039	92	2	149	0
040	97	7	130	1
041	84	4	183	1
042	161	3	315	1
043	25	1	58	0
045	98	4	190	0
046	162	4	279	2
047	69	0	115	1
048	138	6	298	1
049	104	2	151	2
050	179	3	240	1
052	76	4	192	0
053	177	5	299	0
055	103	1	201	1
056	123	0	213	0
058	147	4	316	1
060	132	2	232	1
061	166	5	270	0
062	127	2	232	2
063	113	4	210	4
064	129	4	229	1
066	122	1	181	4
067	211	3	244	1
068	144	7	239	0
069	119	2	254	1
070	152	5	273	3
071	117	4	185	1
072	126	3	153	0
072A	29	4	175	0
073	164	7	222	1
074	242	14	392	1
076	146	2	296	3
078	125	4	220	2
080	156	1	256	2
081	42	1	126	1
082	174	2	229	2
084	168	5	339	5
085	173	5	269	1
086	266	3	335	1

088	95	4	191	0
090	134	0	206	2
092	88	6	163	0
093	174	7	277	2
094	169	3	321	0
096	133	2	185	1
097	194	1	215	2
098	130	3	166	1
099	70	3	118	2
099A	183	5	202	1
100	99	3	151	2
101	143	5	189	4
102	118	3	209	0
103	132	2	232	1
105	196	9	216	1
106	205	3	248	0
108	226	6	298	0
109	186	6	299	1
110	172	7	323	2
901	361	12	1,008	9
902	94	4	305	4
903	36	1	113	2
904	286	5	524	6
905	653	15	1,266	13
906	286	9	686	10
907	839	13	1,467	22
908	452	4	886	12
909	171	3	352	6
Clinton Township				
001	174	10	254	7
002	101	6	141	3
003	144	11	280	6
004	114	7	224	4
005	34	2	376	3
006	189	8	366	2
007	116	7	208	3
008	150	10	263	3
009	162	7	201	7
010	245	11	236	2
011	154	13	246	5

012	102	3	164	1
013	173	9	283	10
014	82	3	149	4
015	183	11	238	6
016	189	6	236	2
017	143	9	311	2
018	190	11	270	4
019	233	4	195	2
020	113	4	261	5
021	84	6	162	2
022	134	11	317	6
023	332	5	375	3
024	176	3	219	5
025	203	6	268	4
026	331	13	312	4
027	200	4	222	2
028	48	5	209	3
029	345	11	342	3
030	189	8	292	5
031	199	8	315	4
032	148	5	135	0
033	208	2	338	4
034	110	6	120	1
035	255	9	376	7
036	244	9	286	3
037	271	10	368	3
038	283	4	200	2
039	178	9	248	4
040	257	12	343	8
041	209	6	278	5
042	137	6	248	3
043	118	2	87	4
044	274	5	289	3
045	278	13	242	4
046	107	4	145	5
901	130	8	270	3
902	436	11	815	10
903	73	1	181	2
904	900	19	1,319	12
905	140	2	211	1

906	959	15	1,366	10
907	302	5	592	4
908	326	2	409	3
Lake Township				
001	26	0	11	0

These same results may also be obtained via:

- Election Telephone Hotline: 586.469.5209.
- 24-Hour Fax (Within MI): 1.888.99.CLERK (request document number 6710).
- 24-Hour Fax (Outside of MI): 1.310.575.5035 (request document number 6710).

www.MCNTV.com

webmaster@mcntv.com

[Click here to return to race list](#)



U.S. Representative 12th District

One 2-year term

Community Totals

ONLY Macomb County Official Election Results

View [summary report](#).

	HARVEY R. DEAN (REP)	DICK GACH (LIB)	SANDER LEVIN (DEM)	STEVEN T. REVIS (UST)
Center Line	764	38	1,823	26
Eastpointe	2,923	178	6,817	104
Fraser	1,945	62	2,942	39
Mt. Clemens	1,336	89	3,002	33
Roseville	3,888	227	8,598	147
St. Clair Shores	9,500	335	14,736	218
Sterling Heights	4,436	128	6,557	83
Warren	13,380	403	25,027	204
Clinton Township	11,575	397	16,801	223
Lake Township	26	0	11	0

These same results may also be obtained via:

- Election Telephone Hotline: 586.469.5209.
- 24-Hour Fax (Within MI): 1.888.99.CLERK (request document number 6710).
- 24-Hour Fax (Outside of MI): 1.310.575.5035 (request document number 6710).

www.MCNTV.com

webmaster@mcentv.com

[Click here to return to race list](#)

THE 2002 VOTE

State Senator 9th District

One 4-year term

Precinct Breakdown

ONLY Macomb County Official Election Results

View [summary report](#).

	KEITH P. EDWARDS (LIB)	DENNIS OLSHOVE (DEM)	CECELIA A. STEVENS (REP)
Center Line			
001	14	305	170
002	12	202	109
003	25	302	160
004	5	202	101
005	11	232	92
901	8	476	139
Eastpointe			
001	25	313	227
002	29	275	173
003	33	401	252
004	26	403	252
005	28	350	217
006	15	236	145
007	25	494	165
008	25	390	135
009	26	300	159
010	18	285	162
011	34	290	184
012	22	364	235
013	17	343	245
014	27	468	251
901	20	935	421
902	5	142	79

Fraser			
001	20	219	206
002	26	344	321
003	25	440	310
004	23	352	226
005	6	144	95
006	20	348	340
007	6	208	163
901	12	340	206
902	4	257	99
St. Clair Shores			
001	38	392	486
002	29	323	324
003	33	335	280
004	25	231	233
005	43	445	320
006	34	434	297
007	21	177	170
008	29	415	341
009	25	259	174
010	50	551	403
011	37	477	512
012	36	438	419
013	23	182	207
014	14	219	186
015	34	430	359
016	32	421	346
017	44	479	405
018	34	359	293
019	25	305	252
020	18	278	192
021	20	344	270
022	18	285	247
023	24	382	300
024	22	468	323
901	60	1,918	1,483
902	47	2,036	1,343
Warren			
001	5	143	24
002	19	161	111

003	10	152	80
004	10	290	142
006	4	145	70
008	9	179	107
010	12	245	108
011	8	138	64
012	4	187	109
013	11	242	129
015	4	122	52
016	6	147	47
017	2	150	56
018	7	122	83
020	1	117	82
021	11	97	51
022	3	84	49
023	5	133	69
024	9	191	108
026	6	121	58
027	7	82	61
028	2	112	63
029	5	312	144
032	8	146	88
033	4	112	65
034	13	172	90
036	12	188	137
037	5	162	86
038	6	115	63
039	7	133	92
040	11	131	101
041	8	160	80
042	5	277	168
043	1	48	26
045	5	169	100
046	10	280	138
047	2	103	69
048	9	276	130
049	6	154	90
050	8	251	144
052	9	172	77
053	7	305	158

055	1	211	94
056	3	222	107
058	3	330	129
060	8	245	110
061	8	268	154
062	5	223	116
063	5	237	84
064	9	265	103
066	2	171	119
067	9	254	173
068	7	210	151
069	9	206	127
070	10	249	164
071	7	171	109
072	1	146	130
072A	6	165	33
073	7	210	156
074	19	362	231
076	6	326	120
078	7	246	89
080	2	284	160
081	2	121	47
082	5	234	152
084	9	336	161
085	10	251	158
086	9	342	229
088	8	186	91
090	2	229	100
092	7	172	71
093	8	272	166
094	4	314	161
096	5	198	111
097	4	218	165
098	6	184	106
099	6	118	60
099A	6	224	149
100	6	150	88
101	8	195	133
102	5	184	129
103	3	218	128

105	8	241	170
106	4	283	155
108	5	322	191
109	6	295	161
110	12	295	151
901	25	955	366
902	4	289	106
903	2	119	29
904	5	535	262
905	16	1,365	550
906	13	752	227
907	19	1,680	645
908	11	976	367
909	5	377	142
Lake Township			
001	0	9	29

These same results may also be obtained via:

- Election Telephone Hotline: 586.469.5209.
- 24-Hour Fax (Within MI): 1.888.99.CLERK (request document number 6710).
- 24-Hour Fax (Outside of MI): 1.310.575.5035 (request document number 6710).

www.MCNTV.com

webmaster@mcntv.com

[Click here to return to race list](#)



State Senator 9th District

One 4-year term

Community Totals

ONLY Macomb County Official Election Results

View [summary report](#).

	KEITH P. EDWARDS (LIB)	DENNIS OLSHOVE (DEM)	CECELIA A. STEVENS (REP)
Center Line	75	1,719	771
Eastpointe	375	5,989	3,302
Fraser	142	2,652	1,966
St. Clair Shores	815	12,583	10,165
Warren	678	24,657	12,355
Lake Township	0	9	29

These same results may also be obtained via:

- Election Telephone Hotline: 586.469.5209.
- 24-Hour Fax (Within MI): 1.888.99.CLERK (request document number 6710).
- 24-Hour Fax (Outside of MI): 1.310.575.5035 (request document number 6710).

www.MCNTV.com

webmaster@mcntv.com

[Click here to return to race list](#)

THE 2002 VOTE

State Senator 10th District

One 4-year term

Precinct Breakdown

ONLY Macomb County Official Election Results

View [summary report](#).

	SCOTT W. ALLEN (LIB)	STEVE RICE (REP)	MICHAEL SWITALSKI (DEM)
Roseville			
001	13	131	246
002	14	155	256
003	16	106	399
004	8	153	302
005	22	225	451
006	23	176	344
007	4	89	245
008	22	212	368
009	17	154	314
010	10	110	202
011	4	101	211
012	8	134	293
013	4	97	250
014	17	147	317
015	10	231	414
016	19	220	540
017	18	168	336
018	16	153	316
019	10	119	268
020	15	155	323
021	21	191	364
901	3	203	742
902	12	375	1,321

Sterling Heights			
001	4	309	320
002	13	410	297
003	10	312	304
004	9	393	468
005	14	360	339
006	9	392	331
008	3	180	126
009	17	413	295
010	19	336	314
011	7	380	341
012	9	265	293
013	1	126	123
014	2	110	84
015	8	279	280
016	7	222	263
017	11	262	272
018	12	315	321
019	8	304	257
020	18	382	362
021	22	171	214
022	12	222	189
023	9	181	167
024	7	230	225
025	11	412	311
026	19	333	295
027	10	328	310
028	12	303	305
029	15	236	239
030	8	394	220
031	12	344	311
032	15	466	344
033	17	360	233
034	12	370	315
035	8	186	195
036	11	123	156
037	12	271	225
038	9	368	286
039	18	217	202
040	22	430	356

041	13	463	315
042	8	75	97
043	10	339	326
044	11	179	115
045	18	336	219
046	10	348	262
047	8	148	188
048	13	294	222
049	13	349	225
050	15	562	392
051	14	308	198
052	5	197	140
901	4	448	577
902	0	91	112
903	0	35	41
904	1	56	60
905	1	66	75
906	12	894	981
907	14	766	874
908	10	817	960
909	18	832	870

Utica

001	8	108	98
002	19	258	229
003	10	140	166
901	0	121	216

Clinton Township

001	11	231	201
002	8	110	124
003	7	161	266
004	9	130	207
005	2	40	375
006	12	211	336
007	9	128	193
008	13	173	234
009	6	173	194
010	5	261	226
011	15	160	240
012	8	122	143
013	13	193	262

014	10	87	141
015	17	193	223
016	9	211	214
017	12	149	305
018	6	204	262
019	9	229	189
020	10	139	235
021	4	98	146
022	10	161	290
023	10	386	314
024	8	190	206
025	7	224	248
026	16	342	302
027	4	253	176
028	13	56	193
029	13	368	326
030	12	222	265
031	13	228	271
032	2	166	120
033	9	238	304
034	7	126	103
035	9	318	320
036	10	267	258
037	9	315	334
038	3	299	174
039	7	205	228
040	10	324	282
041	13	233	255
042	9	180	200
043	3	118	92
044	7	323	247
045	7	307	228
046	6	104	146
901	7	148	254
902	13	464	760
903	3	85	173
904	18	876	1,325
905	2	140	206
906	11	990	1,279
907	7	309	565

These same results may also be obtained via:

- Election Telephone Hotline: 586.469.5209.
- 24-Hour Fax (Within MI): 1.888.99.CLERK (request document number 6710).
- 24-Hour Fax (Outside of MI): 1.310.575.5035 (request document number 6710).

www.MCNTV.com

webmaster@mcntv.com

[Click here to return to race list](#)



State Senator 10th District

One 4-year term

Community Totals

ONLY Macomb County Official Election Results

View [summary report](#).

	SCOTT W. ALLEN (LIB)	STEVE RICE (REP)	MICHAEL SWITALSKI (DEM)
Roseville	306	3,805	8,822
Sterling Heights	640	19,298	17,737
Utica	37	627	709
Clinton Township	479	12,694	15,554

These same results may also be obtained via:

- Election Telephone Hotline: 586.469.5209.
- 24-Hour Fax (Within MI): 1.888.99.CLERK (request document number 6710).
- 24-Hour Fax (Outside of MI): 1.310.575.5035 (request document number 6710).

www.MCNTV.com

webmaster@mcntv.com

[Click here to return to race list](#)

THE 2002 VOTE

State Senator 11th District

One 4-year term

Precinct Breakdown

ONLY Macomb County Official Election Results

View [summary report](#).

	JIM AYRES (DEM)	ALAN SANBORN (REP)
Memphis		
001	71	179
Mt. Clemens		
001	329	63
002	249	348
003	203	249
004	199	204
005	242	54
006	259	174
008	164	183
009	153	284
010	63	151
901	358	414
New Baltimore		
001	208	292
002	178	332
003	460	867
004	218	359
Richmond City		
001	314	637
002	248	492
Armada Township		
001	267	898
002	126	576

Bruce Township		
001	137	383
002	168	718
003	193	463
004	78	297
901	150	467
Chesterfield Township		
001	259	371
002	305	458
003	300	521
004	133	262
005	227	354
006	225	327
007	257	434
008	264	430
009	233	372
010	155	361
011	321	444
012	239	299
013	194	362
014	223	475
015	110	63
901	139	146
902	584	843
Harrison Township		
001	240	309
002	126	174
003	198	295
004	304	550
005	208	486
006	221	439
007	244	495
008	69	48
009	136	302
010	174	259
011	190	230
012	80	95
901	682	1,242
Lenox Township		
001	147	451

002	284	430
003	351	254
Macomb Township		
001	183	464
002	197	287
003	197	400
004	307	529
005	200	436
006	158	289
007	253	496
008	107	217
009	209	454
010	183	200
011	206	451
012	223	513
013	169	475
014	162	499
015	105	231
016	194	529
017	164	402
018	175	194
019	158	160
020	204	461
021	252	560
022	196	454
023	172	569
024	170	329
901	557	1,015
902	738	1,023
Ray Township		
001	123	480
002	186	608
Richmond Township		
001	235	943
Shelby Township		
001	190	626
002	198	533
003	123	258
004	157	495
005	131	349

006	186	281
007	174	523
008	94	304
009	156	274
010	162	365
011	174	388
012	119	427
013	91	291
014	122	408
015	87	311
016	143	636
017	175	564
018	71	227
019	105	350
020	140	188
021	127	165
022	191	751
023	110	650
024	138	659
025	149	573
026	158	255
027	156	356
028	198	408
029	98	283
901	639	1,337
902	741	2,116
903	46	181
Washington Township		
001	121	328
002	187	564
003	148	456
004	181	423
005	115	554
006	188	749
008	189	727
901	447	1,193

These same results may also be obtained via:

- Election Telephone Hotline: 586.469.5209.

- 24-Hour Fax (Within MI): 1.888.99.CLERK (request document number 6710).
- 24-Hour Fax (Outside of MI): 1.310.575.5035 (request document number 6710).

www.MCNTV.com

webmaster@mcntv.com

[Click here to return to race list](#)



State Senator 11th District

One 4-year term

Community Totals

ONLY Macomb County Official Election Results

View [summary report](#).

	JIM AYRES (DEM)	ALAN SANBORN (REP)
Memphis	71	179
Mt. Clemens	2,219	2,124
New Baltimore	1,064	1,850
Richmond City	562	1,129
Armada Township	393	1,474
Bruce Township	726	2,328
Chesterfield Township	4,168	6,522
Harrison Township	2,872	4,924
Lenox Township	782	1,135
Macomb Township	5,839	11,637
Ray Township	309	1,088
Richmond Township	235	943
Shelby Township	5,549	15,532
Washington Township	1,576	4,994

These same results may also be obtained via:

- Election Telephone Hotline: 586.469.5209.
- 24-Hour Fax (Within MI): 1.888.99.CLERK (request document number 6710).
- 24-Hour Fax (Outside of MI): 1.310.575.5035 (request document number 6710).

www.MCNTV.com

webmaster@mcntv.com

[Click here to return to race list](#)

THE 2002 VOTE

State Representative 24th District

One 2-year term

Precinct Breakdown

ONLY Macomb County Official Election Results

View [summary report](#).

	FRANK P. BENSON (DEM)	JACK BRANDENBURG (REP)	ERIN STAHL (LIB)
St. Clair Shores			
001	348	557	35
002	290	396	27
003	292	356	31
004	193	282	30
005	401	426	36
006	390	384	24
007	175	199	10
008	428	391	25
009	224	221	15
010	553	484	45
011	435	625	37
012	444	495	29
013	183	244	17
014	207	231	16
015	449	404	27
016	377	431	33
017	423	526	26
018	308	367	35
019	268	321	27
020	219	275	20
021	318	330	19
022	233	333	24
023	358	363	18

024	384	447	28
901	1,702	1,867	57
902	1,754	1,775	55
Harrison Township			
001	230	331	11
002	140	162	8
003	193	296	24
004	316	561	36
005	209	508	28
006	212	455	32
007	264	469	43
008	65	53	4
009	124	319	18
010	167	253	26
011	194	220	20
012	75	96	12
901	747	1,212	41
Lake Township			
001	4	32	0

These same results may also be obtained via:

- Election Telephone Hotline: 586.469.5209.
- 24-Hour Fax (Within MI): 1.888.99.CLERK (request document number 6710).
- 24-Hour Fax (Outside of MI): 1.310.575.5035 (request document number 6710).

www.MCNTV.com

webmaster@mcntv.com

[Click here to return to race list](#)



State Representative 24th District

One 2-year term

Community Totals

ONLY Macomb County Official Election Results

View [summary report](#).

	FRANK P. BENSON (DEM)	JACK BRANDENBURG (REP)	ERIN STAHL (LIB)
St. Clair Shores	11,356	12,730	746
Harrison Township	2,936	4,935	303
Lake Township	4	32	0

These same results may also be obtained via:

- Election Telephone Hotline: 586.469.5209.
- 24-Hour Fax (Within MI): 1.888.99.CLERK (request document number 6710).
- 24-Hour Fax (Outside of MI): 1.310.575.5035 (request document number 6710).

www.MCNTV.com

webmaster@mcentv.com

[Click here to return to race list](#)

THE 2002 VOTE

State Representative 25th District

One 2-year term

Precinct Breakdown

ONLY Macomb County Official Election Results

View [summary report](#).

	STEVE BIEDA (DEM)	KEITH SADOWSKI (REP)
Sterling Heights		
001	316	297
002	359	331
003	352	257
004	486	346
005	376	320
006	362	349
008	128	173
009	309	398
010	328	318
014	98	92
015	273	278
016	265	219
046	287	311
047	200	133
901	576	445
902	130	74
904	64	55
907	894	747
Warren		
058	315	157
060	227	138
061	254	184
062	207	142

063	216	116
064	265	138
066	145	146
067	200	241
076	306	146
080	219	200
081	129	58
082	220	191
084	330	190
085	251	185
086	304	293
088	176	112
090	198	141
092	156	103
093	264	193
094	283	216
096	186	143
097	213	194
098	162	142
099	116	77
099A	223	171
100	161	88
101	184	158
102	195	126
103	239	128
105	199	225
106	269	194
108	300	241
109	297	190
110	295	198
905	1,199	725
907	1,392	935
908	812	525

These same results may also be obtained via:

- Election Telephone Hotline: 586.469.5209.
- 24-Hour Fax (Within MI): 1.888.99.CLERK (request document number 6710).
- 24-Hour Fax (Outside of MI): 1.310.575.5035 (request document number 6710).

www.MCNTV.com

webmaster@mcntv.com

[Click here to return to race list](#)



State Representative 25th District

One 2-year term

Community Totals

ONLY Macomb County Official Election Results

View [summary report](#).

	STEVE BIEDA (DEM)	KEITH SADOWSKI (REP)
Sterling Heights	5,803	5,143
Warren	11,107	7,750

These same results may also be obtained via:

- Election Telephone Hotline: 586.469.5209.
- 24-Hour Fax (Within MI): 1.888.99.CLERK (request document number 6710).
- 24-Hour Fax (Outside of MI): 1.310.575.5035 (request document number 6710).

www.MCNTV.com

webmaster@mcntv.com

[Click here to return to race list](#)

THE 2002 VOTE

State Representative 28th District

One 2-year term

Precinct Breakdown

ONLY Macomb County Official Election Results

View [summary report](#).

	JAMES ALLISON (LIB)	SCOTT C. STEVENS (REP)	LISA WOJNO (DEM)
Center Line			
001	6	154	335
002	9	89	233
003	12	142	351
004	9	83	226
005	11	93	239
901	4	128	509
Warren			
001	4	18	155
002	16	99	185
003	8	61	184
004	10	125	331
006	4	63	161
008	8	93	208
010	5	105	269
011	10	60	148
012	5	99	213
013	12	128	261
015	4	47	132
016	4	43	159
017	2	51	151
018	6	74	135
020	0	76	129
021	7	45	108

022	2	43	100
023	4	61	147
024	11	113	194
026	3	50	137
027	4	63	85
028	2	63	118
029	4	137	340
032	3	80	165
033	3	62	118
034	12	90	187
036	14	125	220
037	2	81	178
038	6	54	132
039	4	89	150
040	7	97	155
041	7	78	168
042	8	161	300
043	2	23	54
045	4	115	178
046	7	144	299
047	0	69	112
048	6	130	300
049	3	88	158
050	6	150	260
052	3	81	172
053	4	177	288
055	0	102	192
056	1	117	210
068	5	153	215
069	2	107	264
070	11	152	269
071	1	104	195
072	5	121	154
072A	5	30	168
073	8	141	230
074	19	238	394
078	7	106	214
901	29	358	979
902	3	102	302
903	1	38	112

904	11	282	513
906	14	266	702
909	6	166	348

These same results may also be obtained via:

- Election Telephone Hotline: 586.469.5209.
- 24-Hour Fax (Within MI): 1.888.99.CLERK (request document number 6710).
- 24-Hour Fax (Outside of MI): 1.310.575.5035 (request document number 6710).

www.MCNTV.com

webmaster@mcntv.com

[Click here to return to race list](#)



State Representative 28th District

One 2-year term

Community Totals

ONLY Macomb County Official Election Results

View [summary report](#).

	JAMES ALLISON (LIB)	SCOTT C. STEVENS (REP)	LISA WOJNO (DEM)
Center Line	51	689	1,893
Warren	364	6,194	13,105

These same results may also be obtained via:

- Election Telephone Hotline: 586.469.5209.
- 24-Hour Fax (Within MI): 1.888.99.CLERK (request document number 6710).
- 24-Hour Fax (Outside of MI): 1.310.575.5035 (request document number 6710).

www.MCNTV.com

webmaster@mcntv.com

[Click here to return to race list](#)

THE 2002 VOTE

State Representative 30th District

One 2-year term

Precinct Breakdown

ONLY Macomb County Official Election Results

View [summary report](#).

	JOE MCHUGH (DEM)	SAL ROCCA (REP)
Sterling Heights		
011	301	407
012	234	328
013	109	140
015A	0	2
017	187	348
018	229	410
019	213	352
020	291	472
021	201	207
022	155	260
023	133	220
024	194	261
025	230	490
026	217	417
027	239	410
028	245	369
029	198	280
030	180	444
031	286	380
032	295	526
033	235	371
034	235	453
035	164	220

036	132	154
037	165	336
038	230	428
039	168	259
040	366	459
041	293	493
042	95	84
043	312	373
044	118	199
045	211	353
048	202	318
049	192	391
050	295	653
051	153	354
052	102	232
903	38	39
905	50	92
906	693	1,209
907A	1	0
908	636	1,151
909	628	1,090
Utica		
001	82	127
002	177	317
003	129	178
901	153	187

These same results may also be obtained via:

- Election Telephone Hotline: 586.469.5209.
- 24-Hour Fax (Within MI): 1.888.99.CLERK (request document number 6710).
- 24-Hour Fax (Outside of MI): 1.310.575.5035 (request document number 6710).

www.MCNTV.com

webmaster@mcentv.com

[Click here to return to race list](#)



State Representative 30th District

One 2-year term

Community Totals

ONLY Macomb County Official Election Results

View [summary report](#).

	JOE MCHUGH (DEM)	SAL ROCCA (REP)
Sterling Heights	9,851	16,434
Utica	541	809

These same results may also be obtained via:

- Election Telephone Hotline: 586.469.5209.
- 24-Hour Fax (Within MI): 1.888.99.CLERK (request document number 6710).
- 24-Hour Fax (Outside of MI): 1.310.575.5035 (request document number 6710).

www.MCNTV.com

webmaster@mcntv.com

[Click here to return to race list](#)

THE 2002 VOTE

State Representative 31st District

One 2-year term

Precinct Breakdown

ONLY Macomb County Official Election Results

View [summary report](#).

	PAUL GIELEGHEM (DEM)	JAMES MILLER (LIB)	SHERYL RUSSO (REP)
Fraser			
001	281	13	167
002	375	15	315
005	139	5	99
006	381	14	341
007	202	5	168
901	368	12	185
Mt. Clemens			
001	358	9	34
002	392	24	187
003	270	36	153
004	258	24	126
005	259	6	38
006	315	18	107
008	208	18	120
009	259	12	180
010	128	6	90
901	565	8	207
Clinton Township			
002	130	14	95
003	269	17	152
004	202	14	123
005	371	5	36
006	331	13	203

007	205	12	112
008	256	13	150
009	190	15	164
010	234	15	236
011	253	26	131
012	156	10	106
013	254	21	187
014	147	10	79
015	246	16	173
016	219	11	193
017	299	13	144
018	275	13	177
019	181	13	230
020	245	14	120
021	156	6	82
022	282	13	162
024	214	9	173
026	304	24	323
028	192	9	57
030	284	12	187
031	291	22	194
033	284	14	238
034	102	7	123
040	247	24	316
045	231	11	294
901	259	5	136
902	846	16	392
903	185	3	69
904	1,359	31	817
905	206	5	130

These same results may also be obtained via:

- Election Telephone Hotline: 586.469.5209.
- 24-Hour Fax (Within MI): 1.888.99.CLERK (request document number 6710).
- 24-Hour Fax (Outside of MI): 1.310.575.5035 (request document number 6710).

www.MCNTV.com

webmaster@mcntv.com

[Click here to return to race list](#)



State Representative 31st District

One 2-year term

Community Totals

ONLY Macomb County Official Election Results

View [summary report](#).

	PAUL GIELEGHEM (DEM)	JAMES MILLER (LIB)	SHERYL RUSSO (REP)
Fraser	1,746	64	1,275
Mt. Clemens	3,012	161	1,242
Clinton Township	9,905	476	6,504

These same results may also be obtained via:

- Election Telephone Hotline: 586.469.5209.
- 24-Hour Fax (Within MI): 1.888.99.CLERK (request document number 6710).
- 24-Hour Fax (Outside of MI): 1.310.575.5035 (request document number 6710).

www.MCNTV.com

webmaster@mcntv.com

[Click here to return to race list](#)

THE 2002 VOTE

State Representative 32nd District

One 2-year term

Precinct Breakdown

ONLY Macomb County Official Election Results

View [summary report](#).

	DANIEL JOSEPH ACCIAVATTI (REP)	JOHN J. HERTEL (DEM)
Memphis		
001	157	99
New Baltimore		
001	281	242
002	325	203
003	869	533
004	352	261
Richmond City		
001	527	447
002	384	367
Armada Township		
001	695	451
002	423	265
Chesterfield Township		
001	361	276
002	468	331
003	485	355
004	237	170
005	352	261
006	344	235
007	432	282
008	415	302
009	364	268
010	367	171

011	441	346
012	254	299
013	324	256
014	476	252
015	65	109
901	148	142
902	809	635
Lenox Township		
001	338	281
002	380	357
003	256	366
Richmond Township		
001	661	514

These same results may also be obtained via:

- Election Telephone Hotline: 586.469.5209.
- 24-Hour Fax (Within MI): 1.888.99.CLERK (request document number 6710).
- 24-Hour Fax (Outside of MI): 1.310.575.5035 (request document number 6710).

www.MCNTV.com

webmaster@mcntv.com

[Click here to return to race list](#)



State Representative 32nd District

One 2-year term

Community Totals

ONLY Macomb County Official Election Results

View [summary report](#).

	DANIEL JOSEPH ACCIAVATTI (REP)	JOHN J. HERTEL (DEM)
Memphis	157	99
New Baltimore	1,827	1,239
Richmond City	911	814
Armada Township	1,118	716
Chesterfield Township	6,342	4,690
Lenox Township	974	1,004
Richmond Township	661	514

These same results may also be obtained via:

- Election Telephone Hotline: 586.469.5209.
- 24-Hour Fax (Within MI): 1.888.99.CLERK (request document number 6710).
- 24-Hour Fax (Outside of MI): 1.310.575.5035 (request document number 6710).

www.MCNTV.com

webmaster@mcntv.com

[Click here to return to race list](#)

THE 2002 VOTE

State Representative 33rd District

One 2-year term

Precinct Breakdown

ONLY Macomb County Official Election Results

View [summary report](#).

	LEON DROLET (REP)	ANTHONY VENTIMIGLIA (DEM)
Clinton Township		
001	257	161
023	385	287
025	218	240
027	262	146
029	441	231
032	157	110
035	364	265
036	303	206
037	356	261
038	339	126
039	271	162
041	279	195
042	170	192
043	121	77
044	345	210
046	131	118
906	1,445	871
907	457	434
908	399	320
Macomb Township		
001	385	251
002	264	201
003	358	230

004	474	338
005	369	241
006	254	179
007	440	293
008	179	138
009	416	235
010	168	207
011	397	247
012	458	275
013	418	209
014	422	227
015	200	126
016	453	248
017	338	216
018	174	190
019	142	168
020	399	256
021	479	316
022	380	248
023	477	247
024	327	169
901	984	560
902	972	760
Ray Township		
001	364	180
002	465	255

These same results may also be obtained via:

- Election Telephone Hotline: 586.469.5209.
- 24-Hour Fax (Within MI): 1.888.99.CLERK (request document number 6710).
- 24-Hour Fax (Outside of MI): 1.310.575.5035 (request document number 6710).

www.MCNTV.com

webmaster@mcentv.com

[Click here to return to race list](#)



State Representative 33rd District

One 2-year term

Community Totals

ONLY Macomb County Official Election Results

View [summary report](#).

	LEON DROLET (REP)	ANTHONY VENTIMIGLIA (DEM)
Clinton Township	6,700	4,612
Macomb Township	10,327	6,775
Ray Township	829	435

These same results may also be obtained via:

- Election Telephone Hotline: 586.469.5209.
- 24-Hour Fax (Within MI): 1.888.99.CLERK (request document number 6710).
- 24-Hour Fax (Outside of MI): 1.310.575.5035 (request document number 6710).

www.MCNTV.com

webmaster@mcntv.com

[Click here to return to race list](#)



State Representative 36th District

One 2-year term

Precinct Breakdown

ONLY Macomb County Official Election Results

View [summary report](#).

	ROBERT DENISON (DEM)	BRIAN PALMER (REP)
Bruce Township		
001	176	340
002	195	686
003	206	426
004	105	271
901	174	438
Shelby Township		
001	249	538
002	266	441
003	144	216
004	194	423
005	173	289
006	223	230
007	207	470
008	120	261
009	183	229
010	187	317
011	200	341
012	147	373
013	113	252
014	162	352
015	121	258
016	193	552
017	217	497

018	95	191
019	115	317
020	165	150
021	143	149
022	244	671
023	139	582
024	180	583
025	195	496
026	188	213
027	188	312
028	227	356
029	126	239
901	782	1,131
902	947	1,849
903	59	158
Washington Township		
001	147	300
002	232	491
003	160	418
004	223	356
005	147	513
006	239	672
008	238	628
901	565	1,038

These same results may also be obtained via:

- Election Telephone Hotline: 586.469.5209.
- 24-Hour Fax (Within MI): 1.888.99.CLERK (request document number 6710).
- 24-Hour Fax (Outside of MI): 1.310.575.5035 (request document number 6710).

www.MCNTV.com

webmaster@mcentv.com

[Click here to return to race list](#)



State Representative 36th District

One 2-year term

Community Totals

ONLY Macomb County Official Election Results

View [summary report](#).

	ROBERT DENISON (DEM)	BRIAN PALMER (REP)
Bruce Township	856	2,161
Shelby Township	6,892	13,436
Washington Township	1,951	4,416

These same results may also be obtained via:

- Election Telephone Hotline: 586.469.5209.
- 24-Hour Fax (Within MI): 1.888.99.CLERK (request document number 6710).
- 24-Hour Fax (Outside of MI): 1.310.575.5035 (request document number 6710).

www.MCNTV.com

webmaster@mcntv.com

[Click here to return to race list](#)

THE 2002 VOTE

State Representative 42nd District

One 2-year term

Precinct Breakdown

ONLY Macomb County Official Election Results

View [summary report](#).

	FRANK ACCAVITTI JR. (DEM)	JOHN C. BONNELL (LIB)	JIM RISKE (REP)
Eastpointe			
001	377	27	190
002	311	30	165
003	463	29	218
004	434	36	237
005	383	38	211
006	263	14	139
007	504	25	168
008	399	21	137
009	328	23	149
010	296	19	158
011	327	26	181
012	405	25	212
013	371	24	219
014	505	31	234
901	955	22	419
902	146	8	83
Fraser			
003	481	28	280
004	372	26	199
902	260	3	101
Roseville			
001	244	19	122
002	262	17	141

003	380	22	110
004	271	16	163
005	428	33	207
006	307	28	191
007	228	8	90
008	375	29	182
009	275	20	162
010	189	22	100
011	179	16	95
012	267	17	144
013	236	9	97
014	296	24	136
015	389	21	233
016	487	31	228
017	323	20	166
018	288	21	159
019	237	21	123
020	295	15	158
021	332	34	195
901	676	24	243
902	1,202	33	435

These same results may also be obtained via:

- Election Telephone Hotline: 586.469.5209.
- 24-Hour Fax (Within MI): 1.888.99.CLERK (request document number 6710).
- 24-Hour Fax (Outside of MI): 1.310.575.5035 (request document number 6710).

www.MCNTV.com

webmaster@mcntv.com

[Click here to return to race list](#)



State Representative 42nd District

One 2-year term

Community Totals

ONLY Macomb County Official Election Results

View [summary report](#).

	FRANK ACCAVITTI JR. (DEM)	JOHN C. BONNELL (LIB)	JIM RISKE (REP)
Eastpointe	6,467	398	3,120
Fraser	1,113	57	580
Roseville	8,166	500	3,880

These same results may also be obtained via:

- Election Telephone Hotline: 586.469.5209.
- 24-Hour Fax (Within MI): 1.888.99.CLERK (request document number 6710).
- 24-Hour Fax (Outside of MI): 1.310.575.5035 (request document number 6710).

www.MCNTV.com

webmaster@mcntv.com

[Click here to return to race list](#)

THE 2002 VOTE

State Board of Education

Two 8-year terms

Precinct Breakdown

ONLY Macomb County Official Election Results

View [summary report](#).

	DIANE BARNES (LIB)	ELIZABETH W. BAUER (DEM)	SCOTTY BOMAN (LIB)	CAROLYN L. CURTIN (REP)	JUDITH CZAK (UST)	MICHAEL A. KITCHEN (NLP)	RON MONROE (UST)	KYLE MOXLEY (GRN)	NANCY L. QUARLES (DEM)	KAREN ANNE SHELLEY (GRN)	MICHAEL WARREN (REP)
Center Line											
001	13	247	15	195	15	4	11	3	208	4	188
002	11	168	16	111	3	6	0	6	146	10	117
003	21	274	28	143	12	6	8	6	254	8	158
004	10	167	14	107	10	3	6	4	137	6	107
005	14	195	13	96	12	3	6	3	190	2	96
901	6	411	11	173	12	8	6	8	365	9	174
Eastpointe											
001	26	304	33	208	11	8	8	7	258	12	206
002	42	233	26	165	16	10	11	14	206	13	163
003	33	354	40	243	14	8	7	9	297	22	248
004	30	340	44	252	18	12	10	11	293	17	249
005	30	283	39	207	14	13	15	8	251	22	204
006	16	197	19	141	14	4	10	7	175	12	154
007	21	446	18	179	19	10	14	12	401	12	167
008	22	360	24	128	12	9	5	14	333	15	135
009	24	251	30	149	17	12	10	10	224	12	148
010	26	221	16	165	13	5	13	5	210	16	156
011	34	261	29	174	13	12	8	8	237	11	169
012	28	318	34	223	13	7	8	9	275	15	240
013	24	293	28	246	13	6	9	8	241	15	242
014	37	414	36	262	12	7	9	7	364	15	250
901	35	833	43	417	26	10	16	9	746	20	405
902	1	124	5	79	6	3	5	4	119	5	78
Fraser											
001	15	199	22	180	16	5	10	3	171	7	174
002	12	269	32	342	8	8	9	11	214	15	338
003	25	377	39	313	18	14	9	13	316	15	286
004	19	304	31	226	9	7	10	5	269	9	220

005	5	114	12	98	5	2	3	1	104	0	97
006	17	249	27	352	15	5	20	15	218	15	334
007	16	175	21	169	8	5	4	3	145	2	166
901	7	271	16	217	10	2	4	8	253	9	234
902	3	219	2	110	5	1	0	2	207	0	125

Memphis

001	6	100	7	118	6	5	4	2	81	6	104
-----	---	-----	---	-----	---	---	---	---	----	---	-----

Mt. Clemens

001	12	337	11	42	5	1	2	0	332	4	30
002	26	283	28	217	8	12	2	17	235	16	211
003	23	217	29	152	6	7	14	13	186	16	149
004	18	200	25	135	9	8	11	13	178	20	128
005	9	245	11	42	4	4	7	1	225	3	32
006	16	256	18	105	5	12	9	11	240	12	108
008	13	172	15	134	7	9	6	7	152	6	129
009	7	166	9	207	6	1	8	6	131	8	191
010	7	90	10	91	1	6	5	5	80	5	86
901	7	430	12	279	12	5	11	5	397	11	274

New Baltimore

001	19	213	23	209	18	6	13	7	175	16	211
002	24	199	17	242	11	6	7	10	152	10	231
003	46	518	52	652	33	12	28	9	420	13	638
004	23	255	24	258	16	10	9	7	204	6	265

Richmond City

001	35	368	40	395	27	10	23	7	328	23	384
002	26	283	23	287	17	16	10	11	245	12	308

Roseville

001	13	199	24	124	8	8	12	9	169	10	121
002	15	212	28	156	6	4	7	3	177	10	143
003	21	329	27	115	13	9	8	4	293	14	116
004	12	227	23	164	8	7	7	10	186	12	173
005	45	351	39	216	24	9	22	9	283	10	213
006	24	262	25	196	16	14	18	5	218	14	186
007	9	200	15	96	7	5	3	6	169	10	91
008	20	308	32	198	21	12	12	6	265	18	196
009	18	228	28	176	15	8	7	3	196	4	166
010	16	148	24	108	11	8	9	3	124	3	105
011	10	147	25	104	6	5	5	4	119	4	113
012	17	223	16	143	9	6	9	7	191	13	141
013	7	199	7	107	4	2	9	3	161	8	99
014	29	215	28	145	18	9	12	9	192	8	141
015	18	320	24	243	14	12	11	7	271	13	235
016	37	387	41	262	15	13	15	8	314	17	242
017	18	265	19	161	8	11	7	4	235	4	181
018	19	227	25	172	5	6	9	11	185	7	172
019	16	203	23	132	8	5	5	9	173	6	128

020	22	233	30	163	16	9	10	8	189	12	153
021	21	289	28	195	13	8	12	7	254	8	189
901	15	623	18	263	10	5	9	2	555	3	265
902	33	1,025	32	478	29	23	26	8	906	13	497

St. Clair Shores

001	21	341	41	483	17	13	12	14	259	23	492
002	19	273	27	305	18	12	9	11	241	17	301
003	31	282	34	291	17	10	8	14	240	23	273
004	14	192	29	226	17	10	9	14	152	18	226
005	35	392	46	314	20	16	20	22	333	19	319
006	27	378	35	301	9	13	9	13	314	15	296
007	13	156	21	157	8	6	10	2	160	7	154
008	35	374	40	329	12	8	14	12	313	17	331
009	21	208	27	178	11	18	7	16	175	18	172
010	28	481	41	407	22	18	24	17	411	19	412
011	32	364	44	510	17	21	16	9	319	18	513
012	25	358	49	420	22	12	17	19	277	18	435
013	20	164	21	203	10	10	5	10	137	14	192
014	16	192	25	167	10	8	12	3	166	3	175
015	36	372	39	354	17	14	14	12	323	16	347
016	37	366	47	334	15	4	12	14	299	20	318
017	34	423	39	376	22	17	30	25	347	30	384
018	31	281	37	293	20	12	14	12	240	16	283
019	17	264	29	257	17	7	11	13	209	17	236
020	16	226	17	195	14	9	12	6	183	13	206
021	12	318	29	238	22	11	14	6	274	12	242
022	24	237	29	241	15	3	12	7	194	19	263
023	27	328	28	288	16	10	10	11	282	11	281
024	27	394	34	336	13	7	13	8	335	6	327
901	49	1,624	54	1,545	51	21	35	16	1,457	36	1,560
902	64	1,690	58	1,454	54	38	62	20	1,550	29	1,379

Sterling Heights

001	20	277	25	262	12	9	12	7	237	17	265
002	21	271	30	309	9	8	13	17	229	23	306
003	23	291	25	235	18	6	11	8	234	8	230
004	22	373	21	344	17	7	17	10	317	14	363
005	15	318	19	306	16	6	8	8	237	7	308
006	31	279	30	342	14	9	12	5	223	12	337
008	8	109	11	158	5	2	4	7	88	10	155
009	16	250	28	354	23	14	21	10	189	12	364
010	23	241	37	299	15	8	7	10	191	18	308
011	19	294	20	302	13	8	8	4	241	6	301
012	10	247	15	238	15	6	7	1	214	7	228
013	8	109	9	110	6	2	0	3	87	1	112
014	5	75	4	84	5	1	5	3	63	3	92
015	14	250	13	248	10	6	4	6	206	6	253
016	22	225	23	200	11	3	3	10	192	8	192

017	21	201	16	242	11	8	7	10	167	10	249
018	17	245	20	293	16	5	16	4	206	10	290
019	9	235	16	251	15	6	13	6	194	11	251
020	25	278	45	344	15	13	13	11	239	19	323
021	22	198	26	147	9	2	8	5	153	14	156
022	17	162	21	189	8	5	6	3	134	3	175
023	12	132	18	157	11	4	8	9	120	11	159
024	19	176	22	184	11	6	15	5	149	8	202
025	20	280	21	362	12	9	8	9	213	10	356
026	11	252	15	306	7	3	10	5	202	13	296
027	21	261	21	286	15	7	8	8	218	6	302
028	21	288	37	243	12	9	11	5	217	6	254
029	19	203	24	198	15	7	10	6	171	8	190
030	18	193	16	356	8	7	4	9	135	10	350
031	24	260	17	262	14	13	10	6	213	9	274
032	34	287	34	390	20	7	20	7	237	9	378
033	27	216	27	273	14	5	15	9	167	13	272
034	22	241	24	327	15	3	12	9	214	17	337
035	16	177	16	142	8	3	6	5	156	6	132
036	13	144	15	92	14	5	13	4	119	1	102
037	18	202	13	258	15	7	6	6	146	4	246
038	17	230	23	352	12	7	10	10	181	7	342
039	16	180	29	195	14	10	9	8	139	10	191
040	24	313	34	360	13	16	5	9	230	12	350
041	25	279	32	370	18	5	9	9	215	17	387
042	7	87	8	64	3	2	2	4	75	9	61
043	30	255	33	272	18	7	18	14	227	17	275
044	10	101	8	152	6	4	3	7	87	9	147
045	28	204	27	266	10	7	8	8	163	9	256
046	13	253	23	268	8	8	11	13	203	14	278
047	15	162	20	116	3	5	4	6	139	3	132
048	16	211	18	255	11	7	6	8	164	7	241
049	22	187	26	284	9	6	9	8	156	12	284
050	21	319	39	508	16	9	19	15	254	12	501
051	16	175	19	252	11	2	7	3	141	6	263
052	8	125	11	163	7	2	5	4	104	5	170
901	22	504	21	411	24	3	12	7	423	6	421
902	2	91	1	84	7	1	6	0	89	3	89
903	1	50	1	25	3	1	2	0	44	0	26
904	2	49	0	56	3	1	2	0	45	0	55
905	2	67	3	65	0	0	0	0	51	0	70
906	36	851	43	824	40	11	31	11	705	17	793
907	31	782	32	687	36	6	19	20	686	23	678
908	24	825	28	751	47	10	30	11	738	12	744
909	31	774	39	747	35	7	31	21	674	19	745

Utica

001	7	90	9	92	7	2	5	9	71	8	90
-----	---	----	---	----	---	---	---	---	----	---	----

002	20	157	29	244	10	5	7	9	149	10	245
003	5	140	9	124	4	7	4	8	126	8	126
901	12	164	5	117	9	1	5	2	150	4	123
Warren											
001	2	143	7	22	1	0	1	1	134	2	28
002	15	153	12	108	1	5	2	2	147	4	106
003	7	152	6	71	1	2	1	4	134	4	77
004	9	274	14	130	4	2	4	7	249	7	136
006	4	131	7	65	0	0	2	2	116	1	74
008	10	174	12	101	4	2	1	3	140	7	109
010	6	231	7	102	3	1	2	2	214	5	120
011	7	121	15	73	2	3	1	0	107	0	74
012	8	159	8	101	7	2	4	0	143	2	118
013	8	223	13	112	3	2	4	6	191	6	137
015	5	118	8	48	1	3	2	0	106	2	49
016	6	135	6	47	0	1	2	0	130	0	52
017	7	131	10	49	1	0	1	3	121	2	57
018	10	119	3	74	1	3	3	1	112	2	72
020	3	118	9	76	1	0	0	1	89	0	83
021	6	87	11	49	1	1	0	0	87	0	50
022	4	92	4	40	0	2	0	0	81	2	47
023	6	130	7	61	2	1	3	4	107	5	72
024	8	168	16	101	4	3	3	7	161	6	109
026	6	116	9	47	1	1	4	2	106	3	61
027	7	72	7	60	2	1	2	3	59	2	67
028	7	101	7	60	1	0	2	2	86	2	74
029	12	272	17	143	6	1	5	2	241	3	150
032	14	141	18	83	1	0	1	1	123	2	83
033	5	102	6	65	2	3	1	3	96	2	69
034	13	162	18	77	6	3	5	5	151	5	85
036	13	183	10	129	2	8	6	2	172	6	133
037	1	153	7	82	1	3	2	3	139	3	93
038	7	115	7	61	1	0	1	3	114	1	57
039	8	123	7	88	1	1	2	0	111	0	98
040	10	116	12	97	4	0	3	2	98	4	105
041	8	130	8	93	4	3	3	0	114	0	45
042	7	244	16	164	4	2	2	6	225	6	177
043	1	46	2	25	1	1	1	1	37	1	28
045	6	156	4	91	0	1	0	1	136	4	99
046	9	201	11	156	3	1	4	3	181	3	171
047	4	83	3	70	2	0	1	0	78	3	66
048	10	227	15	149	3	2	5	4	213	4	157
049	2	116	9	97	4	3	7	2	101	2	100
050	10	189	14	166	2	4	0	1	178	3	184
052	4	146	5	76	1	1	0	4	144	6	85
053	15	219	18	182	5	2	4	4	191	2	202
055	2	148	9	107	0	2	0	1	132	4	117

056	2	162	7	128	4	3	2	2	131	6	146
058	4	254	11	156	3	1	2	4	236	4	154
060	6	161	11	139	1	2	3	2	146	3	141
061	9	204	16	163	0	3	2	4	188	5	170
062	6	173	9	124	3	1	3	1	149	3	139
063	6	183	7	101	4	3	3	4	155	2	108
064	7	141	11	81	5	2	4	3	116	3	159
066	5	131	5	118	5	0	5	4	112	5	133
067	7	172	15	185	1	1	2	2	138	3	213
068	12	193	8	134	5	4	2	4	165	5	158
069	6	187	9	119	3	3	2	5	175	6	126
070	5	220	17	154	4	3	5	3	192	6	170
071	10	134	12	117	1	1	1	2	118	1	123
072	4	105	4	138	1	0	3	1	93	2	141
072A	4	162	6	32	1	4	0	3	150	3	39
073	9	166	16	163	3	1	2	2	159	5	168
074	13	284	16	244	9	5	7	3	258	5	265
076	13	207	17	151	7	5	3	5	183	8	167
078	10	153	9	126	4	2	3	3	136	3	133
080	6	162	9	160	3	2	1	2	143	3	177
081	3	103	3	50	0	0	1	1	90	2	50
082	4	159	5	169	4	1	7	1	138	1	180
084	7	266	13	176	1	1	1	2	236	4	189
085	9	173	16	180	2	2	2	3	162	1	199
086	7	237	18	255	5	3	6	4	194	5	277
088	5	154	8	89	5	2	3	6	143	4	98
090	2	149	4	135	2	0	1	2	130	2	136
092	8	121	15	89	0	2	1	1	101	3	93
093	9	211	18	169	3	1	0	2	193	5	188
094	6	250	6	176	2	1	11	2	212	1	190
096	3	135	8	123	0	0	1	1	114	2	130
097	3	137	12	195	2	4	2	2	105	3	211
098	2	114	7	126	4	1	3	0	104	6	131
099	6	87	10	72	1	2	3	0	76	1	77
099A	4	150	9	172	2	5	1	4	129	5	190
100	2	115	4	82	6	1	6	1	103	2	104
101	6	142	15	135	3	4	1	4	106	5	151
102	7	144	8	131	2	1	2	1	122	1	134
103	5	176	8	136	0	3	0	2	161	2	157
105	6	168	13	183	4	4	3	5	148	10	191
106	7	181	12	181	0	1	1	1	161	3	211
108	7	228	12	210	3	3	5	4	201	4	233
109	10	221	9	178	3	1	1	2	187	3	204
110	13	215	21	169	4	0	4	5	178	4	196
901	31	860	42	404	22	11	11	11	755	11	417
902	8	246	12	110	6	1	5	1	223	2	106
903	2	102	5	34	3	0	3	0	87	0	41

904	9	423	14	283	31	6	22	10	363	15	306
905	25	970	35	701	32	19	17	18	872	23	764
906	21	564	24	319	22	8	11	7	489	15	349
907	40	1,203	42	858	52	18	29	11	1,016	29	888
908	19	710	28	488	20	5	14	6	623	9	494
909	7	288	11	161	12	3	7	2	248	4	184

Armada Township

001	46	353	51	565	26	18	30	16	275	22	541
002	25	213	24	345	16	6	21	9	149	8	353

Bruce Township

001	17	187	22	249	5	9	10	8	150	9	238
002	22	233	24	515	13	7	10	10	180	15	523
003	20	208	33	330	20	10	19	13	168	13	306
004	12	103	11	217	7	6	6	4	83	3	214
901	12	205	10	357	8	3	9	5	173	8	344

Chesterfield Township

001	25	288	24	273	18	13	10	5	220	15	263
002	32	295	44	351	25	14	22	4	244	8	348
003	27	294	28	390	17	14	17	10	251	15	385
004	12	142	27	199	11	14	9	9	92	9	190
005	18	233	33	250	20	10	14	7	191	10	250
006	23	223	22	269	12	7	9	7	170	8	260
007	23	277	28	317	19	4	15	5	225	7	311
008	23	267	35	325	12	14	14	10	217	20	302
009	18	236	28	283	16	8	6	5	186	9	289
010	14	152	20	284	10	8	8	1	120	10	279
011	36	307	45	317	24	14	22	5	258	13	316
012	18	238	24	220	13	10	16	8	203	15	210
013	22	202	21	291	16	7	7	3	169	9	272
014	26	247	36	365	16	8	11	7	206	14	356
015	9	110	9	46	4	2	2	8	93	8	50
901	8	150	6	101	7	1	3	1	133	4	104
902	21	655	36	604	25	11	25	6	568	14	590

Clinton Township

001	18	180	25	197	12	3	8	7	142	5	190
002	13	105	17	102	4	6	2	3	88	3	97
003	7	230	19	148	10	9	7	4	220	7	148
004	11	173	18	128	4	7	5	6	153	7	131
005	4	357	1	35	5	2	4	0	349	2	37
006	16	274	16	203	12	2	8	5	243	9	214
007	10	151	15	118	5	6	8	6	143	7	128
008	16	202	19	159	11	6	9	3	172	10	143
009	21	161	19	167	6	3	6	5	140	10	160
010	17	178	23	250	5	2	6	8	142	10	254
011	22	183	24	161	9	11	9	5	157	13	157
012	8	119	11	110	3	2	1	2	103	2	108
013	18	224	19	195	14	9	13	5	185	16	189

014	10	115	12	88	9	6	6	6	81	6	90
015	18	197	19	178	7	5	7	4	160	5	182
016	14	189	10	192	6	5	5	1	167	6	191
017	16	241	16	149	11	5	7	4	227	7	158
018	10	212	15	191	6	11	7	8	178	8	192
019	14	143	15	225	7	6	8	4	108	6	228
020	10	204	14	124	7	6	6	2	182	7	139
021	12	123	9	87	4	1	6	2	109	6	96
022	25	252	21	148	6	7	5	10	214	8	158
023	12	273	23	335	19	9	10	4	227	9	325
024	19	160	15	177	12	4	4	2	126	3	178
025	17	202	20	211	7	7	5	10	164	12	198
026	20	233	26	348	15	4	11	4	186	12	342
027	9	159	14	211	10	4	7	4	133	6	206
028	7	189	7	52	6	2	7	3	178	5	48
029	13	227	21	375	19	8	13	5	180	7	359
030	14	216	18	200	15	5	10	7	191	11	191
031	18	230	21	198	12	20	9	6	200	16	198
032	3	106	12	153	6	2	4	4	76	8	144
033	11	256	23	214	8	6	5	10	230	14	220
034	11	89	12	106	6	3	7	5	87	6	114
035	20	273	15	286	11	8	13	6	227	6	270
036	18	211	19	244	6	4	8	12	179	8	254
037	10	274	21	289	9	6	7	10	243	11	299
038	7	136	8	286	10	3	7	3	119	7	276
039	8	192	12	194	7	7	8	2	157	2	199
040	15	237	27	253	16	15	9	12	203	17	263
041	12	193	13	231	8	3	14	5	166	9	221
042	10	181	15	152	6	3	11	5	151	9	147
043	4	66	8	119	6	0	5	4	48	3	125
044	15	213	14	280	15	4	8	4	174	8	280
045	12	181	21	297	8	2	6	4	153	10	282
046	7	110	7	111	9	1	5	2	95	4	106
901	9	225	9	138	4	3	4	3	196	8	143
902	25	654	31	472	23	8	11	5	582	15	469
903	4	150	5	82	2	1	3	1	146	2	88
904	37	1,052	36	929	27	18	29	16	939	22	933
905	3	164	3	140	8	1	4	5	154	5	140
906	32	1,068	37	1,004	46	12	23	6	905	20	1,001
907	11	490	15	320	23	6	10	3	432	4	310
908	18	327	11	331	13	1	12	7	296	4	328

Harrison Township

001	29	243	25	230	17	6	16	7	211	7	220
002	7	130	13	129	10	4	6	1	121	5	131
003	34	196	30	203	11	10	7	9	174	12	206
004	38	296	42	402	22	11	21	15	260	17	404
005	23	197	36	355	19	11	15	8	161	9	370

006	14	236	30	325	7	8	10	9	203	6	311
007	22	248	33	344	21	9	13	16	206	24	340
008	4	76	2	34	3	5	3	2	68	4	34
009	12	137	15	247	6	3	5	4	119	11	247
010	14	173	20	177	12	8	8	8	152	10	171
011	12	195	14	157	9	8	5	9	164	10	168
012	10	80	10	66	3	4	3	3	65	5	68
901	33	752	52	909	36	15	33	15	651	14	914

Lake Township

001	1	5	0	27	1	0	1	1	5	0	28
-----	---	---	---	----	---	---	---	---	---	---	----

Lenox Township

001	17	184	27	298	25	4	16	7	137	11	291
002	25	277	27	311	18	14	19	17	233	21	317
003	20	347	31	187	16	14	16	8	289	7	177

Macomb Township

001	20	213	23	330	16	6	14	5	170	7	336
002	21	209	13	211	5	2	3	3	168	6	218
003	17	224	31	303	9	8	11	6	179	13	305
004	19	310	33	388	25	9	11	9	257	13	396
005	28	217	42	306	12	6	8	10	163	11	317
006	14	181	19	215	9	6	12	4	143	5	208
007	19	276	29	370	10	4	11	8	234	11	361
008	8	123	11	157	8	3	5	6	94	5	154
009	20	235	24	330	14	4	8	7	187	10	325
010	21	174	26	135	9	12	11	8	164	6	151
011	20	248	26	335	22	9	15	4	174	6	332
012	25	257	27	386	18	3	11	5	203	8	385
013	17	209	20	333	11	7	9	10	169	14	329
014	21	191	20	352	14	5	16	6	149	7	363
015	10	131	14	165	8	3	5	3	108	4	171
016	18	213	27	387	16	5	19	8	167	5	390
017	15	205	17	291	11	4	8	4	161	6	298
018	7	184	15	147	8	6	8	5	161	5	145
019	17	158	15	122	7	4	5	9	128	11	127
020	20	230	20	347	15	3	10	9	183	11	342
021	21	295	36	399	16	7	9	7	233	11	398
022	17	237	16	331	10	8	9	4	177	9	323
023	16	230	25	434	10	4	9	7	168	13	413
024	12	181	8	256	16	6	16	4	144	7	252
901	27	656	36	773	19	2	24	5	549	9	734
902	41	792	47	741	33	13	35	6	719	11	714

Ray Township

001	16	154	24	316	9	10	14	4	130	8	317
002	27	227	34	380	19	17	26	5	183	12	372

Richmond Township

001	48	341	56	593	25	15	20	9	266	14	599
-----	----	-----	----	-----	----	----	----	---	-----	----	-----

Shelby Township											
001	12	215	17	470	21	8	11	8	184	14	467
002	24	243	28	360	25	10	23	10	189	20	362
003	14	117	16	192	7	6	5	9	111	13	182
004	14	187	22	337	9	6	12	10	150	11	338
005	12	167	22	241	12	3	7	5	129	8	230
006	15	190	22	211	10	7	13	7	174	12	190
007	21	200	21	382	11	3	11	10	162	17	393
008	19	127	24	201	10	5	8	3	93	5	202
009	14	171	18	194	8	1	6	6	148	5	199
010	20	184	22	259	12	10	11	9	154	6	248
011	19	204	34	266	16	14	18	7	157	14	279
012	17	155	19	281	18	4	12	4	120	9	295
013	13	120	16	188	7	2	9	7	98	7	189
014	13	153	17	292	11	1	9	7	118	11	284
015	14	116	14	215	7	4	4	4	84	14	215
016	18	207	21	465	11	5	9	7	156	7	468
017	23	215	21	403	23	5	12	6	171	10	408
018	11	87	10	165	3	4	2	8	79	5	169
019	13	131	15	281	6	3	2	2	102	5	266
020	10	146	9	137	4	3	3	3	129	3	141
021	11	138	12	125	5	2	5	5	118	6	128
022	20	264	22	565	18	7	9	7	210	15	571
023	16	167	26	466	8	8	16	7	131	10	469
024	28	210	28	467	17	5	16	5	151	11	451
025	18	215	16	398	15	6	13	8	168	10	416
026	10	178	18	174	12	5	10	1	145	7	194
027	11	188	16	261	7	4	9	4	148	7	264
028	6	239	12	282	12	6	9	9	198	11	291
029	4	127	12	202	6	5	10	3	103	0	199
901	38	850	40	846	37	12	40	8	730	25	878
902	48	1,011	58	1,451	44	18	37	20	915	31	1,474
903	1	71	5	134	1	3	0	0	54	1	139
Washington Township											
001	9	147	7	206	1	3	0	8	144	8	210
002	13	232	10	420	2	2	2	10	209	10	428
003	5	171	12	324	1	2	1	3	153	2	324
004	9	242	16	295	5	2	2	2	207	6	305
005	12	186	13	381	4	2	4	4	158	6	375
006	17	248	25	582	8	6	7	3	220	5	577
008	24	235	33	532	9	3	7	10	211	11	538
901	31	608	25	815	37	8	29	7	533	14	834

These same results may also be obtained via:

- Election Telephone Hotline: 586.469.5209.

- 24-Hour Fax (Within MI): 1.888.99.CLERK (request document number 6710).
- 24-Hour Fax (Outside of MI): 1.310.575.5035 (request document number 6710).

www.MCNTV.com

webmaster@mcntv.com

[Click here to return to race list](#)

THE 2002 VOTE

State Board of Education

Two 8-year terms

Community Totals

ONLY Macomb County Official Election Results

View [summary report](#).

	DIANE BARNES (LIB)	ELIZABETH W. BAUER (DEM)	SCOTTY BOMAN (LIB)	CAROLYN L. CURTIN (REP)	JUDITH CZAK (UST)	MICHAEL A. KITCHEN (NLP)	RON MONROE (UST)	KYLE MOXLEY (GRN)	NANCY L. QUARLES (DEM)	KAREN ANNE SHELLEY (GRN)	MICHAEL WARREN (REP)
Center Line	75	1,462	97	825	64	30	37	30	1,300	39	840
Eastpointe	429	5,232	464	3,238	231	136	158	142	4,630	234	3,214
Fraser	119	2,177	202	2,007	94	49	69	61	1,897	72	1,974
Memphis	6	100	7	118	6	5	4	2	81	6	104
Mt. Clemens	138	2,396	168	1,404	63	65	75	78	2,156	101	1,338
New Baltimore	112	1,185	116	1,361	78	34	57	33	951	45	1,345
Richmond City	61	651	63	682	44	26	33	18	573	35	692
Roseville	455	6,820	581	4,117	284	198	244	145	5,825	221	4,066
St. Clair Shores	711	10,678	920	10,202	486	328	411	326	9,190	454	10,117
Sterling Heights	1,082	15,314	1,292	16,620	808	366	609	446	12,651	579	16,607
Utica	44	551	52	577	30	15	21	28	496	30	584
Warren	759	19,376	1,096	13,470	419	236	337	279	17,108	396	14,575
Armada Township	71	566	75	910	42	24	51	25	424	30	894
Bruce Township	83	936	100	1,668	53	35	54	40	754	48	1,625
Chesterfield Township	355	4,316	466	4,885	265	159	210	101	3,546	188	4,775
Clinton Township	741	12,950	896	12,093	555	300	432	279	11,206	443	12,047
Harrison Township	252	2,959	322	3,578	176	102	145	106	2,555	134	3,584
Lake Township	1	5	0	27	1	0	1	1	5	0	28
Lenox Township	62	808	85	796	59	32	51	32	659	39	785
Macomb Township	491	6,579	620	8,544	351	149	302	162	5,352	224	8,487
Ray Township	43	381	58	696	28	27	40	9	313	20	689

Richmond Township	48	341	56	593	25	15	20	9	266	14	599
Shelby Township	527	6,993	653	10,911	413	185	361	209	5,779	330	10,999
Washington Township	120	2,069	141	3,555	67	28	52	47	1,835	62	3,591

These same results may also be obtained via:

- Election Telephone Hotline: 586.469.5209.
- 24-Hour Fax (Within MI): 1.888.99.CLERK (request document number 6710).
- 24-Hour Fax (Outside of MI): 1.310.575.5035 (request document number 6710).

www.MCNTV.com

webmaster@mcntv.com

001	129	6	23	8	15	190	10	176	175	6
002	202	9	24	20	14	344	14	312	237	6
003	248	16	33	26	26	336	18	285	332	12
004	221	16	29	20	26	242	4	221	282	5
005	81	3	11	8	6	111	3	94	101	5
006	164	15	29	24	18	378	14	331	216	12
007	133	3	17	14	13	173	3	165	162	2
901	215	8	8	14	14	228	11	221	261	4
902	175	4	6	3	2	130	1	118	207	2

Memphis

001	61	7	14	7	7	127	3	112	84	5
-----	----	---	----	---	---	-----	---	-----	----	---

Mt. Clemens

001	315	4	8	11	14	52	3	33	324	0
002	213	15	38	15	25	233	18	201	220	3
003	152	17	42	17	24	163	19	161	179	9
004	150	11	30	19	21	142	21	131	184	3
005	220	3	9	6	12	42	3	43	234	0
006	215	13	28	8	18	120	13	98	245	6
008	131	5	22	11	14	144	12	118	157	3
009	118	4	17	7	14	223	10	194	128	7
010	56	5	11	7	9	109	6	86	75	3
901	337	3	22	14	13	321	9	279	400	3

New Baltimore

001	142	11	22	19	22	227	11	190	202	6
002	117	14	28	19	20	259	13	240	150	5
003	329	24	55	41	40	681	18	630	460	27
004	157	16	33	18	20	291	9	271	207	10

Richmond City

001	237	15	44	40	37	440	15	374	321	16
002	196	16	27	16	28	339	11	297	249	14

Roseville

001	134	12	26	16	21	149	13	126	179	1
002	145	10	20	14	21	164	6	148	190	9
003	265	8	23	17	20	154	5	118	304	9
004	157	7	20	13	18	188	9	158	203	4
005	247	18	35	33	32	245	18	218	331	9
006	178	18	35	28	23	215	14	170	251	13
007	142	9	30	3	12	115	10	88	181	4
008	222	19	52	21	18	224	14	185	287	9
009	162	13	25	14	20	180	8	163	225	6
010	108	6	17	11	19	131	3	113	144	1
011	101	5	14	9	13	113	8	109	133	5
012	151	14	36	14	15	156	11	150	207	4

013	147	6	19	10	10	116	5	95	181	3
014	157	17	22	16	27	161	11	133	221	3
015	248	9	26	15	18	264	12	228	300	11
016	275	16	44	22	38	272	16	259	356	9
017	198	10	23	16	15	188	7	158	254	4
018	143	3	26	15	26	204	6	173	207	4
019	143	7	20	10	11	140	8	123	183	7
020	149	15	34	19	28	175	10	166	214	4
021	205	13	36	19	18	225	11	186	257	12
901	472	13	35	18	19	317	6	248	578	6
902	774	22	49	46	37	567	19	470	979	8

St. Clair Shores

001	231	16	41	25	26	522	23	508	274	8
002	194	17	40	21	24	330	16	291	255	5
003	192	17	54	24	35	317	22	294	248	12
004	128	9	32	22	23	243	20	229	157	5
005	265	16	57	33	35	363	19	316	341	10
006	283	17	35	28	31	337	10	281	320	7
007	124	10	9	17	21	163	9	148	165	4
008	249	13	41	22	32	357	19	328	344	4
009	138	17	28	17	26	189	20	171	192	4
010	339	12	53	27	39	434	23	396	433	9
011	258	17	45	28	35	546	24	520	340	12
012	245	22	49	21	24	459	34	424	313	11
013	109	13	34	9	16	209	11	198	141	7
014	125	14	18	17	20	198	5	173	173	8
015	262	18	38	33	32	385	15	348	328	11
016	247	14	39	24	32	369	18	325	334	12
017	296	18	62	35	25	418	32	390	372	7
018	193	16	41	22	35	316	14	274	271	12
019	187	11	26	27	25	258	16	234	230	11
020	152	11	24	19	15	231	15	195	199	6
021	215	13	32	25	17	277	11	237	293	10
022	156	9	25	20	24	278	12	252	201	8
023	217	17	34	18	30	320	13	289	304	4
024	295	13	27	15	19	363	16	310	377	7
901	1,213	24	81	74	36	1,714	52	1,559	1,559	21
902	1,270	42	93	79	51	1,562	46	1,421	1,626	20

Sterling Heights

001	198	7	33	21	17	303	17	263	242	8
002	177	9	39	24	13	340	19	293	253	9
003	181	7	32	14	23	257	8	244	262	7
004	271	15	38	23	24	383	18	339	323	6

049	109	5	19	17	23	301	10	281	157	11
050	198	13	35	27	23	549	21	477	278	7
051	123	4	20	15	17	276	5	248	148	4
052	90	5	16	9	6	185	3	171	101	2
901	342	5	31	22	19	446	7	424	467	2
902	66	4	9	6	8	92	8	77	96	0
903	34	1	1	4	2	28	3	23	47	0
904	38	1	0	2	0	62	5	55	41	1
905	39	1	2	4	4	66	3	63	64	0
906	543	20	52	63	40	880	34	797	783	10
907	544	18	50	46	23	771	20	665	740	10
908	562	20	47	49	35	830	25	731	812	9
909	499	14	57	69	36	846	25	755	719	10

Utica

001	54	4	19	7	6	102	6	90	68	7
002	103	11	23	15	20	238	15	237	143	7
003	92	4	20	6	13	150	14	116	119	0
901	113	4	13	8	6	159	3	131	155	2

Warren

001	132	1	2	1	3	29	1	28	140	0
002	125	3	6	2	10	124	6	99	155	2
003	113	3	7	0	4	91	3	71	147	1
004	218	3	13	2	11	147	6	134	266	3
006	109	1	4	2	4	68	2	61	133	4
008	134	0	8	4	13	119	4	93	157	4
010	192	2	8	2	5	124	5	107	226	2
011	93	1	5	0	9	77	1	75	124	1
012	134	1	5	5	7	114	5	103	162	3
013	178	1	8	1	5	139	6	124	206	3
015	92	2	7	1	4	55	2	48	109	1
016	111	0	2	3	5	58	0	49	135	1
017	108	0	7	2	2	66	3	53	128	1
018	99	0	5	2	5	83	1	81	123	2
020	87	1	5	2	2	89	4	75	112	1
021	75	3	3	3	8	57	2	43	91	0
022	72	1	1	3	3	53	1	43	84	1
023	98	3	5	3	9	75	2	62	118	0
024	144	3	10	3	13	114	5	99	172	1
026	86	0	5	1	1	70	2	52	111	0
027	48	1	48	4	4	68	3	63	68	1
028	71	0	3	4	2	75	1	69	96	1
029	211	2	9	3	7	156	5	148	259	2
032	113	3	6	1	5	96	5	85	136	0

086	180	6	14	5	9	280	7	251	222	5
088	109	2	10	3	7	127	7	94	144	3
090	108	0	5	1	4	151	2	136	126	0
092	85	2	5	2	7	107	4	83	112	2
093	158	2	8	4	14	195	4	172	205	0
094	184	5	4	6	7	208	4	182	220	1
096	96	0	4	1	3	132	3	123	130	1
097	87	1	9	5	6	224	3	187	120	1
098	87	1	7	1	4	136	4	127	114	2
099	70	0	5	0	5	74	3	73	78	1
099A	109	3	10	4	6	207	7	174	134	1
100	89	0	3	3	2	109	4	90	111	0
101	100	3	9	1	8	153	7	141	123	4
102	108	3	2	2	5	144	6	127	126	3
103	132	1	7	0	2	158	4	138	174	0
105	122	0	9	3	12	213	6	189	155	3
106	124	0	5	0	8	216	7	185	169	4
108	174	4	9	3	10	232	5	203	219	2
109	172	3	7	2	9	206	4	192	193	2
110	162	1	7	7	10	197	4	175	199	2
901	639	15	45	27	30	457	15	408	849	12
902	201	8	9	9	6	114	4	101	251	0
903	79	0	1	4	2	50	1	39	94	0
904	312	12	30	24	17	321	13	299	405	1
905	711	18	56	45	29	800	45	688	944	13
906	418	10	33	25	25	368	17	332	538	7
907	836	26	92	70	29	979	52	823	1,119	10
908	488	12	42	39	15	556	21	479	672	7
909	193	9	16	21	7	187	9	191	262	2

Armada Township

001	232	34	47	35	40	583	13	550	314	14
002	121	17	36	25	26	355	6	340	163	4

Bruce Township

001	129	8	24	9	23	259	8	228	151	8
002	126	11	45	16	25	533	23	502	190	10
003	114	16	32	25	31	332	17	288	185	13
004	68	10	11	8	9	210	11	201	93	7
901	135	5	18	10	12	379	10	341	185	4

Chesterfield Township

001	177	18	39	22	17	299	16	270	237	7
002	186	14	35	36	33	384	8	337	260	19
003	190	29	33	25	30	413	16	387	259	13
004	87	10	30	15	16	219	13	177	116	6

005	152	14	27	15	24	273	13	244	207	9
006	145	13	17	10	25	290	9	267	200	2
007	183	10	25	19	24	350	15	314	248	8
008	164	16	45	17	31	350	21	301	228	7
009	154	8	20	12	23	313	11	279	209	8
010	94	8	24	14	21	308	8	267	109	4
011	201	12	46	30	33	345	16	309	268	9
012	156	21	28	15	20	246	9	212	206	9
013	118	11	17	18	17	297	7	277	180	7
014	153	12	34	21	25	405	13	361	204	9
015	91	4	14	4	13	59	9	42	98	1
901	105	6	7	11	8	120	3	111	134	0
902	454	15	56	35	29	667	22	617	601	11

Clinton Township

001	110	4	20	21	20	208	8	185	155	8
002	71	8	6	7	13	114	4	107	94	4
003	167	4	22	9	21	172	10	159	214	3
004	133	9	13	11	9	146	12	119	162	9
005	345	4	6	5	6	37	1	34	356	1
006	218	13	17	6	21	222	8	188	255	3
007	119	9	18	9	13	147	6	123	136	5
008	143	8	29	17	16	175	12	149	174	5
009	123	4	15	11	12	183	8	172	152	4
010	116	11	29	10	17	267	20	241	154	4
011	128	13	29	23	19	167	10	139	174	11
012	87	2	8	5	5	119	3	110	102	4
013	158	11	27	13	20	199	8	188	214	4
014	69	5	14	10	10	97	9	89	95	3
015	129	9	15	7	16	205	6	189	185	8
016	119	7	13	10	15	217	5	192	162	4
017	190	7	26	12	21	158	15	160	226	3
018	134	6	16	9	18	210	6	192	189	2
019	80	4	14	13	12	241	12	232	122	3
020	151	8	17	10	13	131	5	132	190	6
021	92	3	9	8	7	103	5	85	111	2
022	175	8	23	17	28	175	10	148	238	4
023	175	17	23	19	16	368	13	324	244	6
024	104	11	15	13	17	197	6	170	145	2
025	129	12	30	13	16	233	17	203	179	7
026	168	6	19	19	29	375	8	329	211	5
027	99	7	17	12	12	227	8	213	143	4
028	167	2	13	7	5	57	5	50	183	2
029	153	17	22	25	21	385	10	341	196	10

030	144	7	28	20	18	225	12	206	193	5
031	156	9	30	17	23	226	7	200	207	5
032	55	8	12	9	10	158	14	147	80	5
033	175	9	22	17	17	261	12	226	233	7
034	69	0	14	3	14	129	7	117	91	0
035	182	13	18	8	15	313	16	269	246	2
036	163	12	23	12	19	265	13	242	185	4
037	194	12	26	19	15	321	11	295	240	6
038	81	1	15	12	11	288	11	274	121	2
039	119	7	11	11	11	204	3	187	180	6
040	162	8	32	24	15	275	21	273	201	9
041	125	6	14	14	15	241	12	222	182	1
042	126	8	14	11	15	168	11	144	154	7
043	32	2	6	9	4	138	8	121	53	2
044	126	9	26	14	19	318	6	280	166	2
045	116	3	17	12	16	308	11	282	159	6
046	79	4	11	8	5	126	4	107	98	3
901	154	3	12	13	12	163	9	146	197	5
902	479	16	43	35	16	543	13	456	617	7
903	127	2	7	3	3	97	2	85	161	0
904	755	22	45	58	38	1,037	37	943	1,012	9
905	133	4	13	9	2	148	5	138	169	3
906	723	18	64	64	28	1,143	29	1,007	991	7
907	352	6	17	32	13	375	9	313	462	4
908	211	3	28	18	4	385	10	338	314	6

Harrison Township

001	172	8	22	19	26	261	9	237	233	9
002	94	5	10	9	8	151	3	138	119	3
003	126	14	31	10	32	232	13	195	185	3
004	194	18	44	34	37	427	17	397	270	8
005	113	13	29	25	23	383	22	370	165	10
006	147	10	28	14	21	342	16	305	202	9
007	149	16	40	25	37	368	21	325	208	11
008	59	2	5	4	4	38	2	33	73	3
009	82	7	15	7	6	265	5	242	118	6
010	114	11	18	12	18	194	15	162	161	4
011	135	7	26	9	17	180	8	159	174	5
012	56	3	11	7	8	70	6	66	68	2
901	487	12	52	55	37	1,020	29	926	703	6

Lake Township

001	4	1	2	1	2	26	2	27	5	0
-----	---	---	---	---	---	----	---	----	---	---

Lenox Township

001	95	17	27	23	14	319	13	281	150	7
-----	----	----	----	----	----	-----	----	-----	-----	---

002	179	21	49	28	26	348	14	294	259	8
003	259	10	31	30	24	208	12	172	319	7

Macomb Township

001	129	13	17	26	24	358	12	330	191	5
002	128	5	14	14	24	236	8	202	173	8
003	133	12	20	18	15	329	13	303	189	5
004	200	14	32	18	26	416	15	387	288	8
005	132	9	25	18	26	326	15	311	194	5
006	106	3	28	14	15	238	8	206	144	3
007	162	20	26	22	25	373	13	348	233	9
008	79	4	19	11	12	175	6	140	98	6
009	142	5	24	25	14	355	13	324	195	5
010	136	13	12	14	17	160	7	139	184	7
011	143	13	24	25	20	348	6	323	210	9
012	169	8	16	21	22	406	10	370	210	6
013	109	16	25	19	17	338	10	308	189	8
014	94	4	24	27	21	387	14	344	150	8
015	81	5	12	10	13	189	6	162	114	2
016	118	14	19	29	21	419	10	384	184	10
017	121	8	21	18	19	317	7	299	181	8
018	130	6	17	10	11	166	7	148	167	8
019	115	10	22	5	10	137	10	119	151	2
020	128	9	26	23	21	359	14	342	190	12
021	185	9	31	29	18	425	17	388	255	7
022	128	7	19	12	17	354	8	320	188	4
023	116	7	28	15	19	470	12	416	169	6
024	109	12	23	19	15	266	14	238	155	7
901	401	21	45	53	34	811	9	744	590	18
902	524	28	53	70	41	806	23	740	752	18

Ray Township

001	95	11	23	28	17	315	8	310	141	4
002	120	28	30	37	25	383	13	359	198	20

Richmond Township

001	189	24	43	27	58	621	24	569	290	24
-----	-----	----	----	----	----	-----	----	-----	-----	----

Shelby Township

001	145	5	26	19	20	491	18	453	198	10
002	155	11	36	26	26	398	24	360	203	11
003	87	9	22	7	16	203	14	178	113	7
004	108	6	26	14	17	359	14	332	168	5
005	92	6	24	20	18	258	16	232	136	14
006	124	13	27	11	22	227	9	203	176	7
007	130	10	35	14	21	418	13	376	171	8
008	74	4	14	15	24	223	13	197	98	4

009	121	8	15	12	16	210	11	188	156	7
010	121	13	20	12	25	259	12	260	160	7
011	138	15	22	23	29	301	15	265	180	7
012	94	10	20	15	13	308	11	289	124	13
013	76	2	19	12	8	207	20	176	92	2
014	95	10	21	16	14	303	14	262	125	16
015	68	6	22	5	16	236	13	201	100	4
016	117	3	25	18	22	504	21	446	155	6
017	133	12	28	27	18	429	11	393	184	10
018	51	1	13	1	11	188	11	164	73	5
019	89	1	13	7	15	287	7	278	103	6
020	114	5	12	10	10	148	4	139	137	2
021	101	7	15	10	13	136	3	124	122	7
022	178	7	27	16	20	612	28	553	208	7
023	89	11	21	13	22	501	24	468	137	13
024	105	13	25	25	19	495	19	455	162	13
025	130	11	26	17	13	438	30	397	165	7
026	120	8	13	17	10	202	4	186	171	6
027	133	5	17	14	10	281	8	254	161	4
028	149	9	26	12	12	310	18	276	202	8
029	83	2	7	15	11	212	7	196	104	2
901	594	18	46	50	42	965	26	882	766	8
902	694	18	65	71	53	1,569	54	1,446	914	13
903	42	0	4	7	3	136	2	134	68	6

Washington Township

001	106	6	11	3	4	228	11	206	124	1
002	160	3	12	5	15	450	11	411	212	1
003	125	3	6	1	4	338	3	320	164	1
004	167	4	7	4	7	328	6	292	217	4
005	110	2	9	6	12	414	11	374	144	1
006	170	5	11	8	18	623	14	574	214	4
008	172	7	13	9	26	560	19	519	222	5
901	388	9	48	54	29	909	25	865	509	16

These same results may also be obtained via:

- Election Telephone Hotline: 586.469.5209.
- 24-Hour Fax (Within MI): 1.888.99.CLERK (request document number 6710).
- 24-Hour Fax (Outside of MI): 1.310.575.5035 (request document number 6710).

www.MCNTV.com

webmaster@mcntv.com

[Click here to return to race list](#)

THE 2002 VOTE

Regent of University of Michigan

Two 8-year terms

Community Totals

ONLY Macomb County Official Election Results

View [summary report](#).

	ISMAEL AHMED (DEM)	DAVID ARNDT (NLP)	SUSAN FAWCETT (GRN)	RICK GUALDONI (UST)	WILLIAM W. HALL (LIB)	ANDREA FISCHER NEWMAN (REP)	MATT PETERING (GRN)	ANDREW C. RICHNER (REP)	GREG STEPHENS (DEM)	NICK WAUN (RFP)
Center Line	1,108	41	126	73	79	950	39	792	1,398	23
Eastpointe	3,970	196	527	314	372	3,638	221	3,103	4,966	91
Fraser	1,568	80	180	137	134	2,132	78	1,923	1,973	54
Memphis	61	7	14	7	7	127	3	112	84	5
Mt. Clemens	1,907	80	227	115	164	1,549	114	1,344	2,146	37
New Baltimore	745	65	138	97	102	1,458	51	1,331	1,019	48
Richmond City	433	31	71	56	65	779	26	671	570	30
Roseville	4,923	270	667	399	479	4,663	230	3,985	6,365	145
St. Clair Shores	7,583	416	1,058	702	728	11,158	515	10,111	9,790	235
Sterling Heights	9,898	542	1,594	1,117	1,094	18,106	784	16,076	13,559	398
Utica	362	23	75	36	45	649	38	574	485	16
Warren	14,641	267	925	514	763	15,565	534	13,633	18,367	198
Armada Township	353	51	83	60	66	938	19	890	477	18
Bruce Township	572	50	130	68	100	1,713	69	1,560	804	42
Chesterfield Township	2,810	221	497	319	389	5,338	209	4,772	3,764	129
Clinton Township	9,090	421	1,073	803	806	13,390	543	11,981	11,873	249
Harrison Township	1,928	126	331	230	274	3,931	166	3,555	2,679	79
Lake Township	4	1	2	1	2	26	2	27	5	0
Lenox Township	533	48	107	81	64	875	39	747	728	22

Macomb Township	4,018	275	622	565	517	9,164	287	8,335	5,744	194
Ray Township	215	39	53	65	42	698	21	669	339	24
Richmond Township	189	24	43	27	58	621	24	569	290	24
Shelby Township	4,550	259	732	551	589	11,814	494	10,763	6,032	245
Washington Township	1,398	39	117	90	115	3,850	100	3,561	1,806	33

These same results may also be obtained via:

- Election Telephone Hotline: 586.469.5209.
- 24-Hour Fax (Within MI): 1.888.99.CLERK (request document number 6710).
- 24-Hour Fax (Outside of MI): 1.310.575.5035 (request document number 6710).

www.MCNTV.com

webmaster@mcntv.com

[Click here to return to race list](#)

THE 2002 VOTE

Trustee of Michigan State University

Two 8-year terms

Precinct Breakdown

ONLY Macomb County Official Election Results

View [summary report](#).

	SURJIT DULAI (GRN)	JOANNE G. EMMONS (REP)	JASON LAFAY (GRN)	COLLEEN M. MCNAMARA (DEM)	DONALD W. NUGENT (REP)	BARBARA J. PACIFICO (UST)	CAL RAPSON (DEM)	CRYSTAL A. VAN SICKLE (UST)
Center Line								
001	2	186	3	248	208	21	189	9
002	12	109	12	167	119	12	126	12
003	8	153	10	289	157	18	233	19
004	6	102	10	164	108	12	132	12
005	4	100	6	200	96	13	175	9
901	5	168	5	424	172	19	361	11
Eastpointe								
001	9	203	9	319	212	21	241	21
002	13	174	19	257	159	29	205	16
003	12	233	22	384	235	22	293	18
004	15	221	22	368	245	28	285	30
005	10	200	8	314	216	28	231	27
006	5	138	7	214	145	21	159	15
007	9	180	15	456	166	29	374	22
008	16	133	17	360	153	28	304	15
009	9	140	18	272	154	26	212	23
010	9	145	18	254	153	23	195	15
011	11	167	14	278	161	23	222	21
012	10	211	18	337	240	33	259	16
013	8	238	14	323	241	19	234	21
014	14	243	18	439	246	33	349	19

901	12	416	14	864	426	42	718	30
902	5	83	9	126	77	6	108	6
Fraser								
001	6	173	11	197	169	16	149	15
002	10	300	14	287	322	22	197	18
003	11	303	13	395	310	25	267	15
004	4	218	9	301	222	29	244	15
005	2	94	4	115	90	10	93	8
006	7	339	12	262	327	24	179	18
007	4	161	6	187	160	14	138	9
901	8	206	8	274	226	11	224	10
902	0	116	1	220	121	5	187	1

Memphis								
001	2	108	4	97	113	12	76	11

Mt. Clemens								
001	3	43	4	333	34	8	320	9
002	14	208	17	269	229	17	214	14
003	19	155	20	212	147	28	167	26
004	15	129	22	215	134	12	162	17
005	4	40	4	244	37	12	218	11
006	11	104	17	268	116	18	219	14
008	7	119	9	173	128	21	142	17
009	5	194	10	155	201	8	122	4
010	5	85	6	101	100	4	59	6
901	6	264	12	428	296	16	368	16

New Baltimore								
001	9	201	15	213	195	22	177	20
002	9	218	12	203	242	24	137	21
003	23	616	21	515	650	56	387	34
004	5	271	12	248	278	27	183	22

Richmond City								
001	13	385	14	385	394	40	290	34
002	12	280	19	315	292	22	229	29

Roseville								
001	10	119	15	206	130	18	162	11
002	3	144	9	213	158	20	168	18
003	9	112	14	337	120	25	273	27
004	9	150	11	227	163	15	186	14
005	11	213	12	351	234	37	293	35
006	6	183	12	269	191	34	218	29

007	10	95	17	204	95	12	156	9
008	11	191	17	320	200	37	243	37
009	7	165	10	249	161	20	189	11
010	6	109	7	159	116	17	123	15
011	2	95	7	151	111	10	109	15
012	12	135	16	233	143	21	178	19
013	7	95	8	197	107	12	152	12
014	11	140	11	237	145	23	180	26
015	10	233	12	336	237	20	261	18
016	12	236	21	412	243	24	327	25
017	3	159	13	266	175	16	225	22
018	7	191	10	233	176	14	176	10
019	9	122	15	202	122	11	159	14
020	8	158	20	237	170	20	179	22
021	6	192	14	305	183	26	234	26
901	8	250	8	616	252	26	535	20
902	10	466	16	1,042	478	59	863	44

St. Clair Shores

001	25	471	30	360	501	31	233	14
002	13	275	13	303	303	28	222	18
003	17	264	31	316	289	37	224	23
004	15	232	17	188	242	24	135	15
005	18	308	25	386	334	45	310	30
006	13	284	16	392	301	31	293	32
007	4	151	7	179	149	18	142	15
008	18	328	20	363	342	26	287	14
009	22	160	19	221	175	16	173	12
010	15	388	22	502	395	39	379	31
011	15	495	25	400	525	37	294	22
012	15	408	25	397	437	23	271	20
013	12	196	18	163	208	13	107	17
014	7	173	10	192	179	24	155	13
015	15	342	21	386	343	42	291	32
016	10	324	18	392	322	32	295	25
017	21	378	36	436	396	38	333	25
018	12	279	27	310	281	26	226	26
019	13	236	15	275	238	21	206	21
020	6	189	7	246	207	19	172	22
021	8	228	14	331	232	27	263	24
022	9	249	14	237	257	18	178	17

023	13	284	22	323	300	19	269	14
024	11	317	11	413	322	29	317	16
901	22	1,469	23	1,704	1,571	94	1,357	73
902	18	1,373	26	1,771	1,431	90	1,406	95

Sterling Heights

001	16	253	14	287	270	18	220	22
002	18	287	21	296	310	32	211	14
003	11	230	15	295	227	20	222	13
004	13	326	14	392	359	37	283	21
005	12	295	15	314	308	17	217	15
006	10	322	10	292	339	29	213	22
008	10	146	10	116	155	13	82	6
009	19	324	17	262	356	30	171	24
010	8	295	17	245	311	25	179	21
011	8	269	8	300	294	22	218	14
012	4	224	3	258	238	21	182	13
013	2	111	4	112	110	7	81	6
014	4	82	3	78	90	10	47	4
015	7	230	6	244	249	15	194	13
016	17	204	13	230	199	17	164	11
017	9	217	17	211	238	25	149	18
018	11	278	12	269	292	21	170	11
019	10	240	10	253	248	20	184	7
020	11	320	19	310	319	47	210	23
021	12	145	9	184	160	25	147	20
022	3	181	3	168	186	18	112	13
023	10	152	8	143	158	21	100	17
024	3	180	2	188	193	18	152	12
025	14	346	11	273	349	27	191	20
026	8	277	6	257	295	24	182	18
027	9	287	14	271	282	20	190	19
028	8	236	12	277	259	25	206	17
029	13	187	11	206	190	25	148	19
030	14	333	19	203	347	14	112	13
031	11	259	13	266	278	18	178	19
032	9	370	13	298	396	31	194	34
033	9	255	13	205	269	31	162	21
034	12	320	15	261	333	26	183	23
035	4	144	11	181	141	13	143	7
036	3	95	5	149	108	17	114	16

037	11	241	10	189	260	12	139	8
038	15	332	13	241	326	23	163	17
039	8	195	12	192	194	21	130	20
040	8	357	13	305	355	33	209	15
041	12	363	12	275	388	31	201	24
042	5	66	7	91	66	5	69	3
043	12	248	21	274	280	29	217	24
044	6	144	7	109	144	11	80	7
045	14	252	15	199	264	20	141	22
046	7	258	18	267	263	17	199	15
047	7	127	7	162	126	11	133	10
048	6	237	8	230	258	17	142	13
049	8	271	6	188	286	21	135	20
050	19	503	20	342	492	30	211	22
051	9	249	7	184	252	20	129	15
052	8	158	9	129	171	12	92	12
901	9	387	10	495	416	28	407	16
902	4	74	5	106	94	11	75	3
903	1	23	0	49	29	3	42	2
904	0	54	0	56	59	2	40	1
905	0	59	1	67	66	4	44	3
906	21	760	22	850	830	61	641	49
907	19	677	20	780	689	47	615	46
908	11	722	14	861	744	43	674	37
909	19	719	22	791	796	64	595	44

Utica

001	7	91	11	84	96	4	59	9
002	13	230	17	163	241	15	126	16
003	10	119	13	144	125	7	104	8
901	2	133	1	173	136	10	131	4

Warren

001	2	19	3	148	25	1	139	1
002	4	108	3	167	106	3	134	3
003	4	69	5	150	81	3	133	1
004	5	128	11	280	134	9	238	4
006	2	62	5	130	69	4	112	1
008	3	96	4	174	102	5	145	6
010	2	100	4	250	116	2	205	4
011	2	72	1	124	77	0	105	2
012	0	101	3	168	113	4	139	5

013	5	120	7	221	125	4	187	2
015	2	50	3	115	49	2	100	4
016	0	51	1	137	48	3	124	2
017	2	54	2	129	58	3	118	2
018	1	73	2	129	80	1	109	4
020	1	76	1	113	79	4	104	1
021	0	45	0	93	56	3	80	3
022	1	32	2	85	48	2	76	2
023	3	60	4	129	70	1	103	2
024	6	108	8	165	110	2	159	5
026	5	45	3	118	57	2	98	3
027	3	60	3	70	61	2	61	4
028	3	60	2	98	67	2	83	2
029	3	134	4	274	152	6	232	6
032	3	85	2	146	84	8	119	3
033	3	59	2	104	54	2	92	4
034	5	79	5	169	78	4	140	7
036	4	124	4	192	135	5	159	6
037	1	85	2	154	90	1	129	1
038	5	67	3	126	61	2	102	1
039	1	90	2	124	89	1	107	3
040	3	91	3	125	98	4	92	5
041	2	82	1	132	99	5	108	4
042	5	175	4	259	175	4	206	3
043	1	28	1	37	29	3	32	4
045	0	95	2	154	102	2	128	2
046	5	145	3	199	161	4	158	8
047	1	70	1	84	66	0	71	2
048	3	151	3	224	158	8	189	6
049	4	101	4	120	106	7	95	6
050	1	162	2	194	174	3	177	5
052	3	76	4	159	86	3	131	2
053	5	177	3	222	198	7	182	3
055	3	110	5	149	111	3	129	2
056	2	121	3	174	135	4	125	4
058	3	148	5	246	156	4	214	5
060	4	131	4	167	140	4	131	1
061	7	163	5	202	173	4	177	3
062	2	131	1	166	146	5	130	3
063	3	97	5	180	109	4	143	2

064	2	131	2	141	151	2	108	3
066	4	118	4	136	125	5	105	6
067	6	189	2	173	189	3	135	6
068	4	140	3	193	147	5	158	3
069	5	118	5	191	124	2	162	2
070	1	156	5	229	163	6	179	4
071	1	115	1	134	115	4	110	2
072	1	125	2	114	136	4	89	2
072A	4	37	5	156	40	1	145	2
073	4	167	7	168	172	7	133	3
074	4	251	5	299	270	9	238	5
076	2	144	4	216	158	10	170	11
078	1	115	4	158	133	3	127	3
080	4	153	3	169	169	6	129	4
081	3	49	2	106	49	2	92	0
082	1	161	2	162	170	6	131	2
084	3	176	6	268	190	2	214	3
085	4	167	4	182	195	7	139	1
086	3	249	6	249	271	6	185	6
088	6	98	5	158	99	5	116	5
090	1	128	1	149	131	2	123	1
092	2	95	1	121	94	2	92	1
093	2	170	3	211	186	5	176	4
094	3	170	2	245	187	5	198	7
096	2	121	4	141	128	1	98	0
097	3	199	2	135	198	7	90	3
098	2	126	5	118	123	1	96	2
099	0	69	0	85	78	1	67	1
099A	3	179	6	159	187	4	98	6
100	5	83	4	120	100	4	87	2
101	3	133	3	140	158	5	91	3
102	0	133	2	144	134	4	112	6
103	4	137	2	178	142	3	149	3
105	6	187	6	160	199	7	134	5
106	2	195	3	189	197	4	136	4
108	8	209	6	233	223	6	180	5
109	2	175	2	222	191	8	175	7
110	4	167	4	219	186	7	177	5
901	6	402	14	857	426	33	749	36
902	0	105	1	253	98	8	226	9

903	0	40	0	97	41	3	83	5
904	6	287	11	423	306	28	353	17
905	21	683	27	1,018	732	54	800	27
906	4	320	7	572	356	29	465	19
907	20	831	22	1,243	869	82	949	46
908	5	484	6	716	503	36	561	22
909	6	174	6	266	186	22	226	13

Armada Township

001	14	526	17	370	569	52	266	61
002	5	322	13	212	361	29	135	26

Bruce Township

001	7	231	9	194	250	13	128	17
002	7	496	17	236	524	24	147	22
003	10	300	22	224	306	30	138	29
004	4	196	7	110	215	11	67	10
901	1	338	7	212	358	11	148	16

Chesterfield Township

001	13	266	16	286	277	24	201	28
002	8	331	17	302	353	31	236	37
003	11	367	21	307	388	26	239	29
004	12	194	16	146	192	16	89	20
005	8	250	13	233	253	25	178	17
006	1	251	10	233	271	21	162	18
007	13	301	16	277	314	25	215	21
008	13	306	25	279	302	27	206	27
009	3	278	6	248	287	25	165	20
010	3	268	6	158	286	18	103	20
011	11	311	10	322	314	34	239	39
012	12	226	17	250	201	15	170	32
013	0	265	7	210	272	18	158	19
014	4	347	22	268	349	27	181	27
015	8	48	7	111	52	8	96	3
901	2	109	3	145	108	10	120	7
902	8	589	11	671	608	45	533	29

Clinton Township

001	10	182	11	174	187	24	125	19
002	1	100	3	109	104	7	89	8
003	5	151	6	245	152	14	195	11
004	7	123	9	186	126	11	147	14
005	2	32	1	369	32	7	344	5

006	4	194	5	278	208	13	239	15
007	6	118	9	173	128	7	138	8
008	7	157	8	213	155	12	157	15
009	7	181	8	164	172	8	130	13
010	10	243	15	190	253	21	124	12
011	8	146	13	187	155	24	144	30
012	1	110	2	119	110	6	92	7
013	3	176	9	232	189	21	185	20
014	4	81	8	108	96	9	81	8
015	7	179	8	198	189	17	155	15
016	3	197	5	179	194	14	134	15
017	11	141	13	252	148	18	220	11
018	6	186	10	217	188	10	162	9
019	6	225	15	139	235	14	99	7
020	6	122	5	216	121	12	175	16
021	5	90	5	126	90	7	98	5
022	12	151	13	261	146	14	207	10
023	10	328	5	296	325	22	205	21
024	4	178	8	173	169	20	118	8
025	13	212	15	200	204	18	161	17
026	6	340	12	261	341	21	185	13
027	4	220	7	160	207	8	120	8
028	5	52	4	189	49	11	172	7
029	4	352	10	243	353	28	172	15
030	7	197	9	226	198	26	175	18
031	6	203	14	234	208	12	178	16
032	6	149	7	90	149	9	68	6
033	10	215	15	271	221	20	215	15
034	5	117	8	104	113	6	82	5
035	8	271	12	282	278	16	201	8
036	9	264	13	223	249	16	156	10
037	10	281	10	283	291	21	229	14
038	3	270	5	149	272	10	102	6
039	6	180	5	195	185	8	146	10
040	11	239	17	262	255	18	182	24
041	5	204	6	210	227	12	163	11
042	3	151	11	189	154	11	141	13
043	5	120	4	71	115	8	42	7
044	7	278	9	210	277	27	140	13
045	6	279	9	190	282	17	122	13

046	3	109	4	112	118	13	81	10
901	7	140	6	214	147	9	185	8
902	6	466	5	652	493	44	516	34
903	4	82	0	156	84	3	136	6
904	18	927	28	1,078	952	46	858	33
905	4	130	5	175	131	13	148	9
906	11	999	16	1,083	1,056	52	807	44
907	2	323	4	493	313	27	384	16
908	8	333	8	327	341	22	256	16

Harrison Township

001	8	227	11	253	230	26	208	23
002	4	128	4	138	134	8	109	10
003	13	193	20	214	207	19	160	22
004	14	381	16	328	389	38	247	42
005	10	351	18	222	369	24	148	16
006	12	319	14	242	310	21	169	19
007	13	342	28	254	352	38	179	21
008	4	25	4	78	36	7	66	2
009	7	245	7	140	241	11	97	12
010	9	173	14	188	165	18	130	15
011	6	161	14	207	159	15	149	8
012	5	64	5	80	68	6	61	6
901	13	907	23	778	959	48	571	39

Lake Township

001	1	25	2	5	28	1	4	1
-----	---	----	---	---	----	---	---	---

Lenox Township

001	7	274	10	181	293	42	116	29
002	14	291	21	299	311	33	230	37
003	11	168	16	365	177	27	291	23

Macomb Township

001	7	329	11	222	328	33	165	20
002	5	191	5	214	212	20	141	16
003	4	300	9	227	305	18	161	16
004	13	370	16	321	391	27	236	27
005	7	304	12	226	315	18	158	21
006	9	200	12	172	211	14	124	14
007	7	344	15	278	351	23	200	18
008	2	151	2	135	145	19	87	13
009	8	329	9	230	331	26	164	13
010	6	145	10	197	143	14	154	21

011	3	312	9	242	321	30	176	30
012	6	366	11	258	373	18	179	15
013	9	305	11	219	314	21	147	18
014	4	354	9	196	348	22	119	23
015	6	166	4	135	190	5	90	5
016	6	375	10	217	389	31	152	24
017	5	290	10	207	296	24	140	18
018	5	146	7	189	142	11	146	11
019	11	117	8	167	119	15	143	10
020	9	342	9	224	339	21	158	18
021	9	398	16	297	392	32	217	14
022	9	303	4	237	321	16	168	13
023	9	415	16	217	428	23	141	16
024	10	232	13	179	252	22	133	20
901	6	728	14	651	750	67	466	35
902	11	730	14	812	725	57	648	44

Ray Township

001	3	308	12	166	314	25	106	17
002	8	361	18	222	373	40	156	43

Richmond Township

001	10	573	32	332	602	32	241	39
-----	----	-----	----	-----	-----	----	-----	----

Shelby Township

001	9	440	12	250	452	23	179	15
002	14	356	19	250	374	31	169	30
003	9	188	18	127	186	18	100	18
004	6	335	18	191	347	21	133	9
005	9	233	13	168	246	17	119	22
006	7	202	12	200	207	23	152	17
007	12	383	15	212	404	16	148	12
008	2	209	5	137	205	14	88	14
009	8	194	9	185	193	15	127	12
010	8	250	12	185	272	17	128	23
011	10	274	16	211	295	26	159	15
012	9	272	8	157	300	22	111	21
013	10	183	9	131	193	9	76	10
014	5	263	11	156	285	23	106	17
015	10	210	9	129	203	15	79	12
016	7	455	12	218	476	21	126	12
017	8	410	11	219	401	27	150	21
018	5	165	7	95	171	2	65	6

019	5	260	9	140	274	8	93	5
020	5	142	5	160	140	10	124	7
021	5	134	7	140	129	12	106	7
022	13	550	13	285	583	17	183	10
023	8	453	9	195	484	23	113	18
024	4	452	12	220	473	23	137	17
025	13	391	11	221	428	22	149	11
026	4	178	5	183	196	13	141	14
027	7	256	7	194	253	19	141	14
028	5	282	10	240	288	20	173	13
029	7	198	5	125	204	12	85	8
901	13	847	16	871	912	50	661	51
902	20	1,419	33	1,065	1,551	63	752	62
903	0	123	1	68	136	4	50	6

Washington Township

001	10	212	10	139	211	0	117	2
002	9	424	7	225	430	5	181	6
003	2	317	2	169	337	3	134	3
004	2	297	5	242	301	4	186	4
005	5	364	9	193	394	6	124	7
006	6	574	5	267	588	11	185	10
008	8	520	13	253	554	12	191	9
901	14	792	16	608	870	55	442	47

These same results may also be obtained via:

- Election Telephone Hotline: 586.469.5209.
- 24-Hour Fax (Within MI): 1.888.99.CLERK (request document number 6710).
- 24-Hour Fax (Outside of MI): 1.310.575.5035 (request document number 6710).

www.MCNTV.com

webmaster@mcntv.com

Township	118	3,516	178	3,122	3,619	279	2,294	235
Lake Township	1	25	2	5	28	1	4	1
Lenox Township	32	733	47	845	781	102	637	89
Macomb Township	186	8,242	266	6,669	8,431	627	4,813	493
Ray Township	11	669	30	388	687	65	262	60
Richmond Township	10	573	32	332	602	32	241	39
Shelby Township	257	10,707	359	7,328	11,261	636	5,123	529
Washington Township	56	3,500	67	2,096	3,685	96	1,560	88

These same results may also be obtained via:

- Election Telephone Hotline: 586.469.5209.
- 24-Hour Fax (Within MI): 1.888.99.CLERK (request document number 6710).
- 24-Hour Fax (Outside of MI): 1.310.575.5035 (request document number 6710).

www.MCNTV.com

webmaster@mcntv.com

[Click here to return to race list](#)



Governor of Wayne State University

Two 8-year terms

Precinct Breakdown

ONLY Macomb County Official Election Results

View [summary report](#).

	LEON H. ATCHISON (DEM)	RICHARD BERNSTEIN (DEM)	DIANE L. DUNASKISS (REP)	HAROLD H. DUNN (UST)	THOMAS W. JONES (LIB)	FREDERICK KLINE (GRN)	ANDREW G. MCLEMORE JR. (REP)	ROBERT S. MILLER (UST)	KATHLEEN OAKFORD (NLP)	STACY SPAULDING VAN OAST (LIB)
Center Line										
001	215	221	207	8	5	3	159	17	9	13
002	152	134	116	4	10	10	101	9	11	17
003	256	256	168	10	15	6	132	11	10	20
004	141	146	102	8	12	6	80	10	7	20
005	190	178	106	6	12	1	79	11	8	15
901	372	385	195	9	5	4	137	13	18	10
Eastpointe										
001	242	261	224	7	18	11	182	20	20	22
002	213	207	190	13	21	17	152	17	13	32
003	306	317	238	10	27	17	199	18	23	33
004	305	316	248	17	20	17	210	22	22	26
005	237	260	218	12	20	7	184	18	31	32
006	169	175	151	11	10	11	120	18	9	23
007	404	405	196	15	17	15	160	17	16	18
008	331	329	152	10	17	10	119	16	18	23
009	222	227	149	15	17	17	127	20	23	24
010	206	218	151	13	20	10	136	14	11	21
011	241	239	174	13	15	11	149	15	14	16
012	279	287	249	11	19	16	204	14	14	23
013	265	262	249	10	12	12	211	16	12	25
014	371	386	287	13	20	14	212	14	9	29
901	736	768	460	26	24	15	358	22	38	28
902	108	119	88	4	3	9	68	6	2	5
Fraser										
001	158	169	177	8	14	7	148	17	11	18
002	233	241	327	11	14	11	275	13	7	20
003	319	323	329	9	27	12	253	17	17	22
004	259	267	224	13	20	5	188	16	16	25
005	96	103	100	5	7	2	84	9	3	13
006	204	214	363	16	11	11	299	21	12	11

007	141	148	179	7	15	2	144	9	4	16
901	244	266	232	6	8	6	189	7	6	6
902	200	205	129	1	1	1	100	2	5	4
Memphis										
001	78	82	120	9	7	1	97	9	8	8
Mt. Clemens										
001	326	328	37	10	6	5	28	9	6	6
002	242	243	210	5	13	17	184	12	14	26
003	180	188	150	14	17	19	134	14	19	26
004	175	181	135	11	18	21	114	14	15	19
005	221	229	39	8	9	5	37	8	6	6
006	246	245	108	8	12	13	87	10	15	23
008	145	153	141	10	11	4	123	9	7	10
009	127	141	201	9	10	8	168	3	5	14
010	65	78	100	5	5	5	76	11	4	5
901	390	403	289	15	6	11	245	9	5	14
New Baltimore										
001	176	173	214	20	19	14	180	24	11	22
002	163	150	241	13	15	11	201	18	15	17
003	435	422	669	44	21	14	566	38	29	38
004	202	197	284	17	16	6	238	19	18	27
Richmond City										
001	309	308	404	29	24	13	349	36	28	27
002	249	254	296	10	20	13	258	17	19	27
Roseville										
001	167	171	149	11	7	11	111	14	10	16
002	186	193	158	9	17	4	130	9	14	15
003	288	292	135	12	17	4	113	18	14	23
004	205	190	160	10	12	8	142	11	14	11
005	299	331	231	23	23	8	190	21	21	32
006	228	232	203	26	15	12	151	22	19	19
007	164	180	105	6	8	10	84	4	9	11
008	248	274	218	18	18	11	176	23	24	35
009	198	207	180	9	20	7	141	11	8	19
010	132	137	114	9	15	4	90	13	12	14
011	117	125	107	8	10	5	85	9	5	21
012	199	198	152	14	7	11	128	16	15	13
013	164	169	109	7	9	4	90	10	13	10
014	198	206	157	17	20	6	112	19	10	22
015	270	283	256	13	16	8	209	17	23	19
016	333	338	261	18	20	21	214	26	26	24
017	242	245	169	10	10	2	149	20	11	15
018	193	190	183	8	15	10	152	10	16	22
019	179	178	133	10	8	11	102	10	8	14
020	189	193	169	17	17	13	143	20	16	18
021	264	257	198	12	17	11	154	16	18	26
901	550	560	287	13	13	6	236	12	14	12
902	898	926	498	37	18	21	419	50	36	29

St. Clair Shores

001	281	281	514	12	22	25	441	14	16	30
002	245	241	306	17	16	17	277	19	14	21
003	251	261	290	17	28	19	241	21	19	32
004	144	152	247	15	18	19	211	11	17	23
005	325	333	326	27	30	22	289	30	25	37
006	319	331	321	17	19	11	252	22	23	30
007	152	161	159	8	11	5	141	13	7	8
008	300	333	338	14	22	15	310	17	17	37
009	183	190	172	13	18	18	145	10	19	24
010	387	437	417	16	26	23	359	27	25	34
011	319	340	525	19	23	16	470	20	24	43
012	299	312	455	15	27	24	383	13	18	29
013	131	132	202	7	15	17	182	6	12	23
014	158	178	180	5	11	7	155	9	14	18
015	306	337	365	21	20	17	319	21	20	34
016	317	325	352	22	20	15	288	17	16	32
017	355	381	400	20	23	26	349	29	21	28
018	231	252	292	13	22	15	248	21	20	38
019	228	235	243	22	17	11	214	12	14	24
020	177	207	213	11	11	6	172	16	13	22
021	264	282	248	19	12	14	213	25	15	22
022	195	201	255	15	19	13	225	12	11	21
023	275	289	294	17	22	12	248	14	20	30
024	344	358	343	16	13	7	293	22	9	20
901	1,499	1,507	1,590	32	30	29	1,343	49	94	44
902	1,502	1,568	1,477	64	25	28	1,258	68	60	70

Sterling Heights

001	234	224	289	9	19	13	236	15	21	22
002	223	252	327	16	16	19	253	16	15	19
003	238	256	250	10	17	9	192	22	16	16
004	322	344	360	16	12	8	292	23	19	16
005	250	255	336	12	23	13	263	7	8	14
006	236	245	349	17	20	9	279	16	14	29
008	85	99	160	4	5	11	134	8	8	8
009	207	201	367	17	25	12	300	23	15	32
010	189	195	314	15	19	11	265	19	18	29
011	232	255	303	12	13	5	250	14	11	14
012	210	226	238	11	10	7	193	14	8	13
013	91	90	121	4	4	4	95	4	8	5
014	48	65	95	3	6	2	76	8	2	7
015	202	221	263	5	7	10	197	13	10	13
016	183	195	208	5	24	12	163	9	9	24
017	173	171	249	7	17	6	208	13	9	21
018	206	209	309	13	13	7	246	18	14	16
019	198	212	254	9	10	14	218	16	9	19
020	243	241	337	15	22	12	280	23	25	33
021	156	159	166	9	21	10	120	13	15	24
022	124	134	186	10	12	0	164	13	7	11

023	114	116	163	11	8	7	143	12	14	14
024	143	161	199	15	7	8	171	18	11	7
025	221	236	371	6	20	9	303	10	14	19
026	212	215	311	10	10	6	239	15	7	15
027	203	223	304	18	14	13	262	18	7	15
028	230	225	254	11	15	10	211	22	10	25
029	149	169	206	13	12	12	167	13	13	23
030	130	147	368	12	15	17	303	8	14	17
031	202	209	282	14	14	14	228	17	18	21
032	225	237	408	20	20	15	322	21	20	25
033	163	169	275	12	25	9	230	19	17	26
034	202	215	353	20	21	14	278	17	19	22
035	150	155	150	9	10	9	117	14	4	13
036	121	121	117	12	9	2	82	14	11	11
037	149	150	262	18	16	6	220	12	11	12
038	189	182	360	14	12	10	276	14	18	12
039	149	152	209	12	11	14	169	10	14	15
040	232	235	377	18	13	11	325	17	16	27
041	228	212	394	17	18	15	327	19	18	26
042	74	81	68	0	9	6	56	4	7	6
043	216	238	278	19	15	15	231	26	21	22
044	86	88	157	6	6	8	134	6	6	2
045	156	157	268	11	21	5	224	16	13	30
046	213	220	287	14	11	11	243	14	10	14
047	134	146	130	10	10	6	112	8	10	10
048	176	160	267	12	12	6	223	5	10	20
049	143	155	288	16	16	6	240	17	9	15
050	247	247	538	16	31	14	434	20	19	28
051	144	154	266	10	16	5	223	9	10	14
052	110	108	173	8	3	4	150	9	8	10
901	442	424	433	7	18	6	356	15	17	20
902	85	94	95	6	2	5	64	5	6	2
903	46	42	26	2	1	0	22	3	1	1
904	42	52	60	1	2	0	52	2	0	2
905	52	53	68	0	2	0	59	0	3	5
906	724	759	827	42	21	18	667	44	31	36
907	687	693	719	28	23	24	591	39	21	26
908	744	774	783	30	23	13	614	40	23	27
909	667	701	797	41	17	19	651	38	28	23

Utica

001	66	74	94	5	8	10	74	4	8	8
002	131	138	245	10	15	9	208	11	8	21
003	120	126	136	5	7	8	107	7	13	7
901	143	155	142	2	7	3	109	4	6	9

Warren

001	137	141	22	1	4	1	26	2	1	3
002	131	144	117	2	13	2	99	1	3	19
003	131	136	83	2	3	4	66	3	4	3

004	249	254	142	4	5	6	118	3	4	12
006	110	115	71	0	3	2	70	0	1	3
008	143	157	107	2	6	5	89	5	4	6
010	220	219	110	1	4	3	95	2	4	5
011	101	112	73	3	7	1	63	1	2	8
012	147	162	110	6	3	2	90	7	3	6
013	185	200	131	3	6	9	120	2	3	8
015	101	104	54	1	3	6	43	1	3	12
016	121	133	48	3	3	1	42	2	2	3
017	115	130	61	2	2	2	47	1	2	4
018	113	117	79	4	3	1	67	3	2	5
020	96	106	90	1	1	0	75	3	0	6
021	74	85	52	2	6	0	44	3	4	7
022	80	82	44	1	3	1	40	4	2	0
023	110	109	68	2	4	2	65	2	6	3
024	153	163	105	3	12	6	98	8	3	6
026	100	107	53	1	5	3	49	4	0	4
027	60	61	59	2	3	60	56	4	4	4
028	86	97	67	2	4	2	57	1	0	4
029	242	239	150	6	6	1	136	5	0	7
032	128	127	91	1	3	3	78	4	1	6
033	87	96	58	2	3	4	55	3	1	6
034	138	150	84	5	7	7	72	9	6	12
036	157	173	138	6	6	5	130	2	1	10
037	133	132	94	1	4	4	85	2	4	8
038	102	103	70	1	3	3	61	5	3	9
039	106	112	94	2	4	1	88	2	1	3
040	100	106	101	3	7	2	86	2	2	10
041	113	116	94	5	5	2	78	7	1	5
042	215	228	186	3	7	5	156	4	1	9
043	31	41	30	1	2	1	20	2	1	3
045	129	139	102	2	3	2	86	4	1	3
046	157	180	161	3	3	6	137	5	3	8
047	68	79	69	0	1	3	63	0	3	2
048	189	211	154	4	10	5	137	4	4	13
049	89	106	111	5	5	3	89	5	4	6
050	173	184	171	5	4	4	155	6	1	9
052	136	143	86	0	1	4	73	2	5	3
053	184	200	189	8	9	6	183	5	0	9
055	128	134	122	0	4	2	98	3	3	4
056	136	151	138	1	1	5	118	4	3	3
058	220	227	172	0	4	3	137	1	3	3
060	135	143	147	2	4	5	126	4	4	7
061	176	187	178	2	7	6	153	2	1	10
062	139	150	137	2	5	1	122	5	4	6
063	153	155	111	3	5	5	89	3	2	11
064	126	146	117	2	7	1	128	4	1	10
066	108	116	123	5	4	2	110	6	1	10
067	141	156	197	2	2	2	176	5	2	8

001	151	159	248	6	13	9	207	11	10	20
002	164	180	536	12	16	12	452	14	24	26
003	159	163	327	19	20	9	261	32	13	25
004	80	90	215	5	11	5	180	7	10	14
901	174	183	358	6	7	8	300	16	10	10

Chesterfield Township

001	230	230	285	14	16	12	246	20	17	26
002	239	236	353	32	24	13	320	28	14	37
003	256	248	384	21	23	12	362	24	16	23
004	105	111	212	13	10	12	170	11	12	20
005	198	206	252	13	12	7	212	12	16	19
006	174	203	281	10	15	12	239	14	6	19
007	221	237	325	12	17	13	286	17	17	26
008	217	215	320	19	24	13	272	21	18	29
009	181	207	300	9	12	3	254	17	12	21
010	122	117	285	7	9	5	264	15	12	18
011	247	255	314	18	27	16	281	26	26	35
012	201	197	225	17	13	10	188	26	16	20
013	160	171	285	12	11	1	258	19	10	18
014	193	206	370	19	25	12	328	19	17	27
015	102	98	55	7	4	11	41	3	4	9
901	136	136	105	5	6	3	92	11	4	7
902	570	585	609	25	20	10	528	30	28	35

Clinton Township

001	144	147	190	14	13	8	166	12	5	14
002	90	92	108	5	10	4	93	7	6	9
003	211	211	167	8	11	5	134	9	11	18
004	162	155	140	4	10	11	105	9	11	10
005	358	348	40	3	4	2	30	4	3	1
006	237	253	208	4	17	3	171	9	11	20
007	135	141	128	6	11	5	105	19	15	11
008	185	175	159	7	12	7	131	11	12	13
009	133	149	176	8	12	5	148	11	7	14
010	143	147	270	7	15	12	218	11	9	19
011	155	159	154	11	17	12	137	13	13	28
012	106	102	113	5	6	3	93	4	6	7
013	182	193	203	18	10	7	167	18	25	17
014	89	92	92	10	8	7	81	6	5	7
015	167	164	185	9	14	7	168	15	7	14
016	153	157	206	8	7	4	178	11	10	11
017	231	229	155	10	14	8	121	14	11	15
018	181	192	203	6	9	7	168	8	7	12
019	115	115	243	7	10	9	214	10	6	9
020	183	190	119	7	8	7	118	17	6	7
021	105	108	99	4	7	5	76	5	4	13
022	226	222	150	9	19	8	133	15	7	24
023	228	235	338	11	16	6	292	22	14	25
024	136	139	192	7	10	2	153	7	9	15
025	168	181	218	11	12	11	186	13	11	19

026	206	204	366	7	19	3	308	13	16	19
027	138	129	228	4	6	6	180	8	8	6
028	175	184	58	2	5	3	46	6	8	4
029	196	197	357	13	10	5	318	19	19	23
030	180	198	202	12	6	9	177	14	10	16
031	202	202	211	7	12	9	188	12	17	19
032	71	85	157	8	6	5	135	6	8	4
033	212	229	226	9	17	16	220	17	14	18
034	88	82	114	7	10	8	106	6	5	9
035	230	235	297	8	10	10	248	5	12	12
036	186	180	271	7	13	7	223	6	18	16
037	241	235	301	13	14	11	262	17	10	17
038	118	115	289	5	5	4	258	3	2	11
039	150	162	196	8	7	4	172	10	10	10
040	212	204	263	9	13	16	235	14	14	18
041	173	169	234	8	9	9	205	9	6	9
042	154	151	155	6	10	9	134	8	12	15
043	49	51	125	0	6	4	108	6	3	3
044	161	179	290	9	12	8	242	11	20	17
045	145	153	297	8	14	5	258	11	9	17
046	93	93	120	5	2	6	105	6	7	7
901	196	193	151	6	12	4	117	9	10	10
902	572	585	489	24	18	5	398	25	31	25
903	144	143	83	4	1	0	67	7	6	1
904	954	927	979	32	24	24	793	38	41	38
905	153	156	132	7	2	7	118	11	14	6
906	934	946	1,060	28	17	12	911	37	32	32
907	430	437	347	14	12	6	270	16	14	15
908	279	297	358	9	8	7	276	13	16	20

Harrison Township

001	206	217	247	17	17	7	200	22	11	16
002	111	124	133	9	9	2	113	8	7	8
003	170	173	213	11	25	7	182	16	10	23
004	243	266	422	22	30	17	352	29	15	38
005	169	167	374	14	17	14	322	23	9	18
006	173	182	336	7	24	13	290	14	15	22
007	195	218	343	16	28	18	302	16	26	32
008	67	69	32	3	3	4	27	5	3	5
009	111	104	256	5	5	8	223	6	12	10
010	137	154	179	15	8	9	155	16	14	14
011	176	174	176	5	11	10	137	9	11	10
012	59	62	67	4	5	9	62	4	4	10
901	642	672	932	39	29	22	822	45	18	28

Lake Township

001	5	4	26	0	2	1	23	0	1	2
-----	---	---	----	---	---	---	----	---	---	---

Lenox Township

001	136	138	294	17	12	9	239	30	12	20
002	237	256	317	28	16	20	266	31	20	15

003	301	317	192	23	15	6	151	26	16	25
-----	-----	-----	-----	----	----	---	-----	----	----	----

Macomb Township

001	168	178	336	16	25	6	286	20	14	21
002	166	174	213	15	12	4	172	13	10	11
003	169	181	320	14	10	6	277	16	9	17
004	265	263	392	17	21	16	345	27	12	20
005	181	186	320	10	20	14	277	14	13	15
006	142	133	220	11	9	6	179	13	14	21
007	222	212	357	19	14	6	304	27	17	20
008	99	97	165	6	5	5	132	10	7	14
009	181	184	353	8	8	8	309	16	5	14
010	172	162	147	16	12	10	130	17	7	14
011	186	201	343	13	14	8	288	19	16	22
012	208	205	387	9	15	7	341	15	10	15
013	166	175	330	9	11	5	284	9	14	15
014	141	136	387	14	15	5	323	14	11	23
015	109	119	173	3	5	4	152	5	2	11
016	162	164	399	17	16	8	354	18	13	19
017	154	167	308	17	11	8	268	15	14	15
018	160	158	152	11	8	7	131	12	10	11
019	141	146	126	8	12	9	98	10	9	12
020	176	174	348	9	18	6	317	25	15	18
021	236	249	410	23	14	9	369	18	9	19
022	180	189	329	7	9	5	292	13	12	14
023	167	165	437	10	13	13	396	12	16	16
024	158	146	247	17	6	9	214	21	9	12
901	524	561	765	37	21	4	658	46	26	30
902	716	712	765	31	27	13	620	38	34	48

Ray Township

001	125	144	310	13	16	5	266	16	14	15
002	172	187	376	26	18	11	329	38	15	22

Richmond Township

001	251	280	586	28	42	14	486	35	21	49
-----	-----	-----	-----	----	----	----	-----	----	----	----

Shelby Township

001	186	198	457	19	11	9	402	19	13	20
002	193	200	369	25	20	12	318	33	19	33
003	102	109	194	4	16	12	164	11	17	13
004	148	164	342	8	18	13	308	9	10	16
005	133	133	249	8	13	7	217	13	16	16
006	149	172	226	9	17	9	184	13	16	20
007	166	165	403	13	16	14	359	14	9	18
008	90	99	219	6	14	4	186	9	11	23
009	154	149	198	1	11	9	177	10	8	16
010	152	155	256	6	18	10	237	12	14	17
011	179	173	295	9	22	7	247	18	13	24
012	123	134	310	12	8	7	237	15	15	16
013	86	98	203	8	9	9	157	5	6	11
014	112	134	294	8	10	7	246	19	8	15

015	93	95	223	7	7	4	188	4	14	14
016	150	171	484	6	12	6	408	15	11	22
017	160	172	420	12	17	11	359	23	20	22
018	72	71	178	4	12	7	147	4	4	10
019	106	114	273	7	16	3	228	13	9	13
020	134	139	148	5	8	3	126	8	4	7
021	111	120	129	1	9	5	114	5	5	19
022	218	221	583	8	18	6	524	8	13	19
023	131	144	475	12	14	8	423	18	15	24
024	157	168	473	12	16	8	412	17	14	16
025	158	191	432	7	13	10	368	12	11	23
026	150	162	191	6	9	4	159	17	12	9
027	153	161	281	12	5	3	234	18	7	10
028	190	194	302	14	7	10	252	15	15	16
029	100	103	202	10	5	2	182	15	6	6
901	735	760	907	32	21	15	754	42	34	39
902	874	885	1,520	53	33	26	1,273	57	62	40
903	54	61	134	5	3	1	116	4	5	6

Washington Township

001	122	129	211	0	3	8	192	2	4	4
002	185	205	438	3	7	9	391	5	1	14
003	136	156	328	1	5	4	296	7	3	5
004	190	209	317	5	9	4	270	8	7	10
005	139	145	381	6	9	10	343	7	2	12
006	197	214	599	7	15	5	547	13	10	17
008	197	217	551	7	14	11	502	12	7	20
901	506	528	877	35	20	11	760	40	22	24

These same results may also be obtained via:

- Election Telephone Hotline: 586.469.5209.
- 24-Hour Fax (Within MI): 1.888.99.CLERK (request document number 6710).
- 24-Hour Fax (Outside of MI): 1.310.575.5035 (request document number 6710).

www.MCNTV.com

webmaster@mcntv.com

[Click here to return to race list](#)



Governor of Wayne State University

Two 8-year terms

Community Totals

ONLY Macomb County Official Election Results

View [summary report](#).

	LEON H. ATCHISON (DEM)	RICHARD BERNSTEIN (DEM)	DIANE L. DUNASKISS (REP)	HAROLD H. DUNN (UST)	THOMAS W. JONES (LIB)	FREDERICK KLINE (GRN)	ANDREW G. MCLEMORE JR. (REP)	ROBERT S. MILLER (UST)	KATHLEEN OAKFORD (NLP)	STACY SPAULDING VAN OAST (LIB)
Center Line	1,326	1,320	894	45	59	30	688	71	63	95
Eastpointe	4,635	4,776	3,424	200	280	209	2,791	267	275	380
Fraser	1,854	1,936	2,060	76	117	57	1,680	111	81	135
Memphis	78	82	120	9	7	1	97	9	8	8
Mt. Clemens	2,117	2,189	1,410	95	107	108	1,196	99	96	149
New Baltimore	976	942	1,408	94	71	45	1,185	99	73	104
Richmond City	558	562	700	39	44	26	607	53	47	54
Roseville	5,911	6,075	4,332	317	332	208	3,521	381	356	440
St. Clair Shores	9,187	9,624	10,524	474	520	431	9,026	538	563	774
Sterling Heights	12,650	13,124	17,372	760	844	566	14,143	917	770	1,043
Utica	460	493	617	22	37	30	498	26	35	45
Warren	16,746	17,697	14,545	386	533	466	12,336	552	374	779
Armada Township	453	473	894	46	50	29	773	54	42	69
Bruce Township	728	775	1,684	48	67	43	1,400	80	67	95
Chesterfield Township	3,552	3,658	4,960	253	268	165	4,341	313	245	389
Clinton Township	11,265	11,417	12,612	478	582	387	10,664	643	623	769
Harrison Township	2,459	2,582	3,710	167	211	140	3,187	213	155	234
Lake Township	5	4	26	0	2	1	23	0	1	2
Lenox Township	674	711	803	68	43	35	656	87	48	60
Macomb Township	5,349	5,437	8,729	367	351	201	7,516	463	328	467
Ray Township	297	331	686	39	34	16	595	54	29	37
Richmond Township	251	280	586	28	42	14	486	35	21	49

Shelby Township	5,719	6,015	11,370	349	428	261	9,706	495	436	573
Washington Township	1,672	1,803	3,702	64	82	62	3,301	94	56	106

These same results may also be obtained via:

- Election Telephone Hotline: 586.469.5209.
- 24-Hour Fax (Within MI): 1.888.99.CLERK (request document number 6710).
- 24-Hour Fax (Outside of MI): 1.310.575.5035 (request document number 6710).

www.MCNTV.com

webmaster@mcntv.com

[Click here to return to race list](#)

THE 2002 VOTE

Macomb Community College Trustee

Three 6-year term

Precinct Breakdown

ONLY Macomb County Official Election Results

View [summary report](#).

	TERENCE A. BOGUSZ	CONNIE BOLANOWSKI	MICHAEL DENEWETH	FRANK DESANTIS	THOMAS EDWARD KENNEDY	DOMINIC J. LA ROSA	JEFF LABUTTE	WILLIAM A. MORELLI, SR.	WILLIAM J. PETERSON	DIANA J. RASCANO	NANCY FALCONE SULLIVAN	THERESA TOIA
Center Line												
001	36	94	65	97	67	82	23	57	64	91	118	62
002	20	57	30	55	44	50	14	40	41	59	81	43
003	31	101	59	85	60	69	13	79	105	103	128	78
004	13	55	38	51	44	47	8	33	60	54	84	48
005	15	46	47	65	35	48	9	34	49	49	80	60
901	61	179	126	159	112	65	12	38	113	97	246	121
Eastpointe												
001	15	77	49	126	60	93	38	60	68	108	124	96
002	18	77	45	91	47	117	14	81	85	100	105	97
003	38	114	79	160	64	129	25	138	137	129	152	111
004	34	123	95	154	70	99	24	71	160	137	188	134
005	37	109	84	153	74	98	23	56	83	127	148	111
006	26	70	61	100	48	66	18	36	55	60	106	72
007	52	156	77	148	105	127	24	41	99	127	171	147
008	53	134	82	128	89	108	29	46	81	86	138	73
009	23	120	70	133	65	84	19	44	64	80	94	74
010	25	80	92	138	61	100	26	43	76	75	93	70
011	19	78	65	172	73	118	31	66	50	76	114	54
012	16	114	60	180	133	143	44	79	84	104	120	80
013	21	87	82	152	81	154	39	80	95	114	131	74
014	28	118	73	160	98	199	28	103	123	144	170	100
901	89	290	224	334	121	227	29	280	313	265	458	195
902	17	39	43	58	30	42	7	26	68	37	68	29
Fraser												
001	36	92	64	140	45	63	11	38	67	56	96	28
002	27	151	114	227	75	125	28	80	65	85	132	59
003	38	108	180	280	107	161	30	107	107	108	178	98
004	20	73	84	229	86	88	26	81	69	103	121	67
005	10	24	29	75	56	44	17	29	36	27	55	25
006	20	83	67	168	67	138	43	137	84	93	139	74
007	13	58	47	66	38	102	13	58	52	63	107	65
901	27	87	88	126	49	80	13	90	115	70	148	72
902	19	59	56	88	28	53	6	27	94	54	119	43
Memphis												
001	10	58	33	52	34	33	8	14	34	34	64	53
Mt. Clemens												
001	17	61	69	83	67	57	12	47	87	59	111	53
002	20	110	123	104	59	90	18	33	75	74	128	75

003	12	68	110	87	56	55	21	31	66	71	107	58
004	12	46	103	99	60	54	20	38	64	68	104	53
005	7	37	48	54	54	57	19	35	51	50	75	31
006	14	60	78	73	66	69	19	61	90	66	104	64
008	9	63	61	51	39	86	19	54	62	74	109	49
009	13	44	96	55	33	57	11	56	78	68	100	64
010	7	31	56	46	16	41	9	20	39	35	58	27
901	16	101	205	186	93	121	18	101	190	145	241	101

New Baltimore

001	23	99	68	111	54	73	16	40	63	85	157	71
002	32	89	101	97	82	55	18	43	61	75	126	109
003	90	257	246	299	127	197	71	141	181	191	268	145
004	15	139	123	136	80	103	26	59	75	90	116	80

Richmond City

001	42	167	163	171	98	146	49	87	156	173	263	145
002	33	125	112	148	118	89	32	55	100	104	228	110

Roseville

001	19	80	64	137	57	91	11	43	60	56	66	53
002	10	72	49	134	67	69	23	41	63	70	92	50
003	16	84	49	149	80	116	26	46	91	103	139	66
004	11	61	42	120	55	113	28	69	60	75	98	63
005	26	124	63	181	60	165	31	89	139	127	168	92
006	23	97	66	148	58	86	15	108	114	104	121	82
007	14	84	33	72	41	56	12	28	74	84	81	62
008	28	122	85	171	71	102	28	57	103	104	145	97
009	34	89	62	135	51	80	21	39	71	68	139	54
010	16	70	43	106	44	65	20	24	31	52	67	66
011	18	69	43	103	34	62	12	31	27	41	57	29
012	22	96	68	151	55	89	35	41	56	67	94	54
013	10	64	63	107	45	64	13	24	51	70	69	51
014	28	59	74	168	68	93	16	49	64	70	94	55
015	25	118	76	169	104	116	38	57	82	100	147	93
016	29	110	93	229	80	161	60	92	107	134	179	121
017	11	92	53	123	35	114	19	61	99	100	122	86
018	20	77	48	126	48	77	19	82	92	78	109	70
019	19	73	50	103	37	72	16	34	75	75	89	57
020	19	87	61	141	56	76	24	47	55	100	99	62
021	28	105	72	168	60	93	23	63	76	100	147	119
901	50	202	175	328	110	171	25	74	177	146	301	129
902	88	344	341	546	187	323	29	157	290	271	466	266

St. Clair Shores

001	27	143	112	313	116	174	30	118	115	154	204	101
002	25	99	81	161	108	108	32	62	86	133	136	102
003	26	101	71	163	70	141	47	75	87	133	164	98
004	14	66	55	113	58	98	24	68	82	72	92	49
005	26	134	91	177	58	114	25	136	126	135	174	113
006	32	132	105	176	81	127	28	71	162	149	191	124
007	18	59	47	79	37	59	12	38	38	65	97	65
008	39	125	122	201	70	108	21	84	110	110	230	124
009	19	91	57	109	57	69	21	31	55	81	113	80
010	66	193	164	286	104	163	30	80	121	149	213	137
011	52	217	173	284	105	173	38	115	113	140	180	127
012	23	150	168	231	90	132	38	80	121	152	194	96
013	15	68	54	134	51	73	21	51	62	79	85	44
014	15	74	50	119	73	64	24	51	61	83	95	57
015	27	106	88	199	83	155	54	107	122	142	181	116
016	36	123	82	164	78	201	30	114	152	141	200	107

017	37	130	116	190	91	160	26	160	168	159	219	133
018	32	101	86	152	67	90	15	76	173	115	166	108
019	32	95	70	146	55	83	14	56	65	105	138	110
020	21	87	76	146	40	80	14	40	52	81	137	87
021	39	135	94	157	81	97	26	54	79	84	148	116
022	38	117	102	165	53	97	25	57	57	89	96	76
023	27	161	122	218	100	113	28	71	84	87	129	83
024	29	126	140	226	106	138	27	79	102	139	167	108
901	130	520	647	1,149	463	563	144	379	708	552	1,057	390
902	130	562	570	848	546	593	130	340	659	544	1,025	379

Sterling Heights

001	43	180	68	149	93	143	25	51	104	105	99	73
002	51	131	105	172	93	154	25	51	75	102	134	70
003	32	114	75	176	76	127	29	60	85	91	112	66
004	20	132	96	166	149	161	43	89	102	137	161	118
005	33	115	62	133	67	174	38	73	120	103	131	78
006	38	114	74	116	48	174	29	110	117	108	134	88
008	19	66	30	37	27	37	7	51	56	53	62	41
009	48	159	74	122	71	110	20	83	143	141	144	115
010	30	131	101	142	65	120	22	59	86	106	156	103
011	34	139	95	135	55	130	22	67	74	105	161	101
012	31	140	70	136	47	111	18	46	56	70	109	104
013	18	78	43	56	24	52	6	21	27	33	52	40
014	8	58	31	48	16	43	4	16	28	31	40	27
015	27	96	94	121	70	98	11	59	73	111	94	75
016	14	84	40	114	82	75	26	52	63	73	91	73
017	24	99	52	101	94	109	27	55	65	81	91	50
018	26	109	40	127	71	163	37	73	95	112	117	77
019	26	103	43	100	58	144	17	77	81	100	111	100
020	30	138	96	125	55	134	16	128	112	152	149	123
021	21	82	45	70	34	75	19	36	85	78	101	67
022	23	73	67	89	44	78	13	34	54	75	81	61
023	20	74	39	69	31	58	10	30	44	58	109	56
024	25	86	59	72	63	73	18	31	63	61	86	83
025	71	146	93	160	67	144	22	67	78	109	106	67
026	32	150	105	130	66	125	19	63	81	85	103	67
027	30	122	96	175	62	141	29	62	74	95	104	80
028	25	110	77	166	91	143	29	54	96	89	139	79
029	14	82	57	99	67	108	20	46	50	78	95	75
030	28	85	68	132	61	157	31	63	85	102	90	88
031	20	104	73	119	41	169	20	78	106	92	126	93
032	35	122	99	151	55	151	30	140	125	123	144	124
033	18	103	86	116	42	111	15	57	124	108	131	109
034	39	124	92	134	61	106	22	54	93	123	149	103
035	22	68	60	84	51	65	18	24	45	55	90	61
036	15	78	49	70	43	66	15	30	43	44	66	43
037	38	118	59	90	54	95	25	52	50	74	65	52
038	27	145	83	168	71	119	25	50	76	100	102	95
039	23	75	81	113	55	79	18	35	68	76	95	71
040	31	105	121	242	98	165	46	60	111	129	141	122
041	34	103	99	196	121	169	44	79	96	108	151	117
042	7	23	15	30	23	46	20	19	40	38	36	24
043	19	105	68	140	54	181	28	92	117	104	114	107
044	12	35	30	55	23	55	9	51	56	43	74	34
045	16	84	71	116	33	109	12	48	102	87	120	91
046	32	124	71	108	63	124	22	64	94	124	137	98
047	12	70	48	73	39	56	8	33	42	67	91	55

048	28	111	75	132	44	131	19	34	63	80	112	103
049	31	90	88	138	36	94	24	43	67	72	101	55
050	57	218	119	203	87	199	35	91	103	129	160	97
051	30	98	87	88	54	94	14	40	64	73	88	65
052	22	66	40	83	44	58	11	37	41	47	48	30
901	63	236	126	244	162	203	47	88	219	154	285	150
902	13	42	34	48	23	49	3	16	41	35	58	45
903	6	20	2	14	6	16	2	11	9	14	21	16
904	10	25	17	35	13	29	2	18	27	14	25	13
905	5	34	16	31	7	24	3	18	34	30	30	20
906	109	387	286	447	185	358	53	170	383	306	554	303
907	145	382	223	343	169	301	43	123	332	234	582	228
908	165	442	276	429	231	330	59	129	288	234	507	302
909	122	367	349	470	185	311	40	157	300	273	472	231

Utica

001	8	42	45	51	29	50	11	12	31	32	47	31
002	13	70	81	117	61	91	13	46	75	61	91	51
003	9	50	42	58	51	60	16	30	47	48	64	36
901	8	68	65	77	36	78	8	31	66	66	99	55

Warren

001	10	26	14	18	21	40	8	28	47	31	42	23
002	12	64	37	53	54	27	11	45	35	55	52	29
003	14	49	28	41	51	28	9	19	48	45	71	29
004	31	77	47	83	75	47	31	38	52	77	102	74
006	26	29	20	43	39	30	15	13	28	20	49	34
008	20	60	22	41	45	51	33	44	55	39	58	47
010	37	78	46	65	57	60	12	46	60	50	69	25
011	13	42	27	43	41	22	7	35	42	38	50	25
012	16	51	32	62	58	27	16	20	54	35	55	31
013	21	52	40	78	85	49	38	32	48	41	53	36
015	13	30	9	33	51	31	13	18	19	29	45	31
016	11	39	15	25	25	25	20	26	40	35	50	32
017	13	32	18	30	34	35	11	28	44	33	41	22
018	5	56	14	39	42	30	10	17	30	37	45	22
020	13	32	21	36	47	24	9	21	35	33	43	22
021	10	28	15	38	36	30	14	15	25	24	42	27
022	11	23	11	18	31	22	9	12	17	12	39	25
023	27	47	20	41	33	33	17	22	40	25	37	49
024	18	52	40	44	41	40	11	41	44	41	58	40
026	9	44	30	44	40	25	5	23	29	20	33	23
027	10	22	25	30	29	13	6	15	36	22	29	19
028	8	23	18	43	30	15	15	15	14	22	23	16
029	30	68	34	88	105	75	28	37	47	34	100	60
032	20	50	44	50	53	54	20	27	49	34	54	47
033	16	37	28	33	34	39	9	18	30	30	34	23
034	9	57	49	65	57	46	11	40	55	61	65	38
036	19	41	52	79	70	46	19	25	35	49	71	46
037	16	39	28	60	42	45	20	24	34	37	65	28
038	13	33	22	25	53	27	16	22	27	29	47	38
039	32	54	23	38	27	38	19	30	34	26	37	36
040	24	51	36	56	32	52	13	36	45	25	44	21
041	18	58	47	44	32	33	11	38	39	35	49	23
042	29	81	62	98	78	39	10	27	97	73	106	51
043	3	11	12	21	12	8	2	7	9	7	15	12
045	18	38	27	49	48	45	16	21	29	29	49	28
046	40	77	61	79	76	62	29	50	56	40	73	64
047	12	38	22	38	23	29	4	20	25	23	37	16

908	91	347	238	336	211	232	39	136	264	181	349	154
909	31	119	103	125	85	92	9	59	102	84	137	74

Armada Township

001	52	188	254	198	132	171	51	83	154	125	217	127
002	26	129	171	135	72	109	36	49	103	75	135	65

Bruce Township

001	8	79	68	85	56	80	21	22	71	67	111	71
002	21	131	107	199	94	147	44	69	106	122	136	99
003	16	92	74	116	98	113	32	52	103	99	120	80
004	16	49	51	73	42	59	28	35	45	49	69	42
901	22	113	94	114	57	117	28	58	136	88	162	72

Chesterfield Township

001	44	158	137	153	78	128	38	48	83	100	131	85
002	31	198	152	170	81	123	50	77	83	116	152	93
003	30	134	206	222	109	141	34	89	101	106	147	88
004	7	51	95	113	69	56	20	38	51	56	76	51
005	22	100	76	111	107	116	30	48	96	98	141	85
006	24	111	69	103	59	118	48	84	93	84	122	86
007	25	128	104	118	63	166	28	107	129	118	164	95
008	23	107	123	125	44	110	22	121	142	125	158	96
009	24	112	128	120	57	87	17	59	135	114	144	90
010	19	88	89	112	54	73	14	61	73	101	123	95
011	51	143	165	173	75	112	36	61	81	123	216	127
012	24	121	113	121	77	74	28	44	59	70	132	106
013	44	111	143	162	70	88	23	55	80	73	108	76
014	32	161	142	187	99	121	36	99	81	111	112	86
015	5	42	27	38	43	24	9	11	29	40	48	44
901	8	68	79	84	32	37	13	26	38	51	82	48
902	71	248	269	292	238	230	54	125	269	240	410	169

Clinton Township

001	27	97	80	113	51	78	11	30	45	53	89	75
002	6	48	67	54	28	39	10	25	32	29	52	27
003	15	86	80	101	60	81	20	48	68	68	84	57
004	8	53	69	85	58	72	11	26	44	65	76	50
005	15	47	38	62	72	73	16	39	88	75	99	68
006	23	58	82	86	66	94	32	50	75	97	123	68
007	16	63	44	59	39	72	15	52	62	67	67	48
008	17	56	79	71	30	65	16	64	87	70	98	73
009	17	57	55	66	34	51	10	41	83	67	74	58
010	19	71	96	116	50	83	13	49	56	75	99	78
011	21	64	66	108	46	67	18	44	62	60	117	76
012	12	47	81	52	33	39	12	22	32	30	42	62
013	34	118	81	121	61	77	25	39	78	80	96	76
014	10	33	60	54	31	41	15	16	36	21	50	26
015	18	73	100	118	67	75	16	45	54	65	83	59
016	22	59	68	110	55	74	21	47	61	56	81	63
017	13	69	61	101	84	89	35	62	83	89	99	76
018	18	53	57	126	48	126	25	75	69	71	92	65
019	18	36	49	95	31	114	20	91	58	59	75	55
020	14	67	39	78	37	62	9	86	69	74	93	62
021	10	53	38	45	25	31	6	17	51	52	70	44
022	16	76	87	99	55	69	14	46	70	85	98	93
023	32	116	117	163	69	119	25	53	93	106	192	155
024	20	59	66	110	44	77	9	58	36	52	79	71
025	30	122	76	134	57	95	24	47	65	75	98	76
026	26	132	128	217	69	147	21	77	80	88	112	98
027	17	70	84	107	41	80	16	39	45	61	58	73

028	8	47	38	45	43	28	12	26	45	55	64	41
029	25	89	124	169	98	112	23	84	79	106	121	100
030	15	71	99	90	36	92	18	50	79	83	106	59
031	15	65	78	97	44	121	24	51	90	84	87	67
032	10	38	52	55	21	49	11	52	53	38	62	35
033	16	104	86	129	50	114	15	68	135	117	135	122
034	15	35	36	47	29	36	10	27	50	55	61	40
035	30	114	98	155	49	107	16	76	82	100	161	121
036	31	86	83	153	72	98	23	50	66	63	100	111
037	49	129	118	152	66	114	15	56	67	86	118	96
038	14	97	69	111	42	81	17	53	55	67	62	66
039	13	69	104	117	47	63	10	38	61	63	74	67
040	25	92	100	208	99	118	34	60	85	89	94	79
041	11	84	71	117	86	93	14	52	64	73	97	91
042	8	46	43	63	49	90	31	48	50	73	75	66
043	7	28	22	51	12	63	4	34	31	35	39	33
044	15	81	90	115	47	97	18	95	101	96	116	107
045	15	83	81	115	42	88	13	60	106	93	84	110
046	7	41	46	57	27	30	12	26	30	47	61	36
901	28	69	90	96	46	64	8	29	73	78	130	51
902	72	218	349	304	140	155	34	114	226	190	383	219
903	15	37	67	66	29	38	7	18	56	31	77	39
904	90	622	550	573	228	389	65	229	363	315	542	295
905	16	66	90	86	48	62	11	39	58	43	97	49
906	103	403	492	718	291	445	89	276	380	369	613	345
907	40	178	157	213	175	195	23	114	149	133	235	127
908	35	127	132	136	81	163	52	87	156	97	217	97

Harrison Township

001	19	76	99	109	52	122	23	74	102	89	123	86
002	10	48	60	55	25	41	12	42	57	41	69	46
003	14	65	120	87	51	77	15	47	105	76	111	71
004	36	138	229	191	61	126	20	98	110	161	173	116
005	33	104	168	135	57	97	27	63	97	74	175	85
006	32	102	177	151	69	112	26	50	80	93	141	122
007	40	110	182	174	64	116	36	53	93	84	136	77
008	6	29	44	22	17	13	9	12	23	23	31	14
009	16	82	159	114	47	68	13	39	75	64	85	45
010	10	69	117	127	48	77	32	41	52	57	74	40
011	11	64	74	89	73	74	19	31	71	73	97	60
012	3	20	28	43	20	33	14	22	23	28	30	18
901	71	270	470	390	187	418	56	234	460	266	515	229

Lake Township

001	2	9	6	7	1	2	2	6	9	5	8	4
-----	---	---	---	---	---	---	---	---	---	---	---	---

Lenox Township

001	24	83	109	104	41	69	20	45	110	81	122	67
002	28	109	143	143	95	81	14	61	120	140	186	123
003	36	108	114	104	79	83	15	47	83	101	225	119

Macomb Township

001	32	115	122	164	58	122	25	60	72	85	123	131
002	20	79	136	104	44	76	29	39	67	75	109	45
003	17	132	115	130	65	96	19	56	81	85	97	80
004	37	139	211	208	111	176	25	78	101	122	150	103
005	21	88	146	184	64	126	40	65	85	90	127	78
006	8	61	61	114	68	86	18	60	55	73	77	79
007	19	96	92	137	75	165	64	104	88	132	134	99
008	14	51	59	67	27	85	14	37	50	58	69	59
009	25	91	89	96	51	105	24	148	93	101	129	100

010	18	71	62	63	43	52	13	29	90	85	107	67
011	27	111	126	128	52	97	21	66	74	129	148	116
012	32	120	122	162	72	112	20	72	87	100	165	108
013	28	86	112	128	49	118	27	44	80	80	104	99
014	36	115	137	139	66	127	20	59	67	85	93	76
015	12	78	87	93	33	68	17	37	43	60	60	44
016	26	101	134	153	75	132	21	72	79	111	115	95
017	25	90	98	149	66	92	25	59	68	84	87	66
018	14	73	51	74	69	73	21	46	58	75	77	63
019	13	55	48	65	38	69	24	46	55	62	72	60
020	24	81	89	127	52	184	22	95	113	105	107	109
021	25	116	116	159	73	125	24	134	126	132	139	133
022	24	102	93	92	46	122	19	64	110	102	107	106
023	23	113	103	127	52	136	13	68	85	139	147	120
024	23	59	113	92	48	73	23	51	74	81	125	72
901	95	313	414	397	152	274	48	156	260	210	445	271
902	114	384	428	416	153	328	42	189	300	272	469	283

Ray Township

001	21	115	145	116	61	96	27	44	97	65	115	75
002	24	128	235	169	106	113	51	49	121	91	155	100

Richmond Township

001	40	168	211	269	174	151	69	76	179	156	229	132
-----	----	-----	-----	-----	-----	-----	----	----	-----	-----	-----	-----

Shelby Township

001	35	101	108	131	58	148	26	156	118	118	127	104
002	27	111	120	95	50	118	19	61	162	109	156	163
003	16	41	59	60	41	43	15	24	60	59	72	59
004	26	108	111	134	53	134	22	62	69	73	136	108
005	26	77	96	81	53	98	11	34	62	70	105	85
006	32	116	77	64	62	76	15	34	55	83	88	74
007	37	151	111	130	73	116	20	53	72	97	92	90
008	14	66	79	70	51	68	17	25	45	59	74	53
009	11	73	54	114	56	82	24	45	56	72	73	65
010	9	69	74	95	85	99	18	46	71	63	86	71
011	22	65	91	100	71	152	44	65	93	87	105	85
012	15	73	66	85	44	128	17	56	104	62	101	81
013	12	48	44	49	32	59	1	54	62	52	66	56
014	20	63	73	81	32	92	17	54	91	83	90	89
015	18	49	80	67	44	58	11	30	50	59	83	62
016	47	121	101	136	50	123	20	58	74	102	180	127
017	41	123	106	136	72	118	25	60	79	96	155	127
018	23	60	40	72	29	40	11	19	30	58	54	33
019	22	84	82	79	59	91	19	51	76	55	70	55
020	6	72	67	81	44	67	13	33	38	52	51	49
021	11	56	23	54	47	46	19	19	42	65	73	48
022	40	123	107	152	137	171	51	88	134	130	170	115
023	22	91	104	123	72	156	64	78	104	115	127	112
024	21	102	102	129	50	185	32	107	115	91	123	126
025	25	80	100	141	49	188	14	139	120	125	143	128
026	27	76	77	74	42	70	7	36	101	74	114	63
027	22	88	59	99	61	94	18	51	54	95	100	74
028	39	96	119	134	44	108	21	46	59	72	157	95
029	14	49	59	74	34	67	9	16	38	35	57	85
901	165	375	431	430	225	388	54	159	352	229	507	301
902	151	566	624	597	326	589	81	262	555	347	752	382
903	7	32	53	65	19	53	7	27	40	22	48	35

Washington Township

001	35	80	67	85	46	60	26	46	49	37	49	31
-----	----	----	----	----	----	----	----	----	----	----	----	----

002	12	151	129	177	86	120	49	66	87	85	92	49
003	19	59	110	107	100	89	27	55	77	57	82	44
004	21	53	47	138	102	87	54	66	73	78	128	76
005	34	69	48	81	123	149	56	70	108	77	104	58
006	35	100	78	94	58	198	100	129	145	148	181	78
008	48	105	95	117	56	227	19	176	169	107	143	103
901	65	280	302	321	260	316	63	144	327	236	424	188

These same results may also be obtained via:

- Election Telephone Hotline: 586.469.5209.
- 24-Hour Fax (Within MI): 1.888.99.CLERK (request document number 6710).
- 24-Hour Fax (Outside of MI): 1.310.575.5035 (request document number 6710).

www.MCNTV.com

webmaster@mcntv.com

Clinton Township	1,222	5,002	5,313	6,889	3,338	5,195	1,074	3,200	4,472	4,469	6,407	4,501
Harrison Township	301	1,177	1,927	1,687	771	1,374	302	806	1,348	1,129	1,760	1,009
Lake Township	2	9	6	7	1	2	2	6	9	5	8	4
Lenox Township	88	300	366	351	215	233	49	153	313	322	533	309
Macomb Township	752	2,920	3,364	3,768	1,702	3,219	658	1,934	2,461	2,733	3,582	2,662
Ray Township	45	243	380	285	167	209	78	93	218	156	270	175
Richmond Township	40	168	211	269	174	151	69	76	179	156	229	132
Shelby Township	1,003	3,405	3,497	3,932	2,165	4,025	742	2,048	3,181	2,909	4,335	3,200
Washington Township	269	897	876	1,120	831	1,246	394	752	1,035	825	1,203	627

These same results may also be obtained via:

- Election Telephone Hotline: 586.469.5209.
- 24-Hour Fax (Within MI): 1.888.99.CLERK (request document number 6710).
- 24-Hour Fax (Outside of MI): 1.310.575.5035 (request document number 6710).

www.MCNTV.com

webmaster@mcntv.com

[Click here to return to race list](#)

THE 2002 VOTE

County Commission 1st District

One 2-year term

Precinct Breakdown

ONLY Macomb County Official Election Results

View [summary report](#).

	TIM DAIL (REP)	RALPH A. LIBERATO (DEM)	PAUL STABLES (LIB)
Warren			
001	20	152	2
002	97	181	12
003	66	175	5
004	118	309	8
006	64	144	5
008	97	197	7
010	89	274	5
011	54	151	5
012	88	210	7
013	112	255	15
015	54	116	3
023	62	135	6
038	63	113	4
039	89	145	5
040	66	143	9
041	84	149	6
042	158	270	10
068	130	211	12
072	130	124	4
901	329	1,004	27

These same results may also be obtained via:

- Election Telephone Hotline: 586.469.5209.
- 24-Hour Fax (Within MI): 1.888.99.CLERK (request document number 6710).
- 24-Hour Fax (Outside of MI): 1.310.575.5035 (request document number 6710).

www.MCNTV.com

webmaster@mcntv.com

[Click here to return to race list](#)



County Commission 1st District
One 2-year term
Community Totals

ONLY Macomb County Official Election Results

View [summary report](#).

	TIM DAIL (REP)	RALPH A. LIBERATO (DEM)	PAUL STABLES (LIB)
Warren	1,970	4,458	157

These same results may also be obtained via:

- Election Telephone Hotline: 586.469.5209.
- 24-Hour Fax (Within MI): 1.888.99.CLERK (request document number 6710).
- 24-Hour Fax (Outside of MI): 1.310.575.5035 (request document number 6710).

www.MCNTV.com

webmaster@mcntv.com

[Click here to return to race list](#)



County Commission 2nd District

One 2-year term

Precinct Breakdown

ONLY Macomb County Official Election Results

View [summary report](#).

	MARVIN E. SAUGER (DEM)	DIANNE S. TRONOLONE (REP)
Center Line		
001	322	160
002	212	104
003	347	136
004	226	87
005	245	83
901	473	141
Warren		
016	152	39
017	143	53
018	126	77
020	113	82
021	99	50
022	103	38
024	186	106
026	133	47
027	89	56
028	120	55
032	143	87
033	115	55
034	166	79
902	289	99

These same results may also be obtained via:

- Election Telephone Hotline: 586.469.5209.
- 24-Hour Fax (Within MI): 1.888.99.CLERK (request document number 6710).
- 24-Hour Fax (Outside of MI): 1.310.575.5035 (request document number 6710).

www.MCNTV.com

webmaster@mcntv.com

[Click here to return to race list](#)



County Commission 2nd District

One 2-year term

Community Totals

ONLY Macomb County Official Election Results

View [summary report](#).

	MARVIN E. SAUGER (DEM)	DIANNE S. TRONOLONE (REP)
Center Line	1,825	711
Warren	1,977	923

These same results may also be obtained via:

- Election Telephone Hotline: 586.469.5209.
- 24-Hour Fax (Within MI): 1.888.99.CLERK (request document number 6710).
- 24-Hour Fax (Outside of MI): 1.310.575.5035 (request document number 6710).

www.MCNTV.com

webmaster@mcntv.com

[Click here to return to race list](#)



County Commission 3rd District

One 2-year term

Precinct Breakdown

ONLY Macomb County Official Election Results

View [summary report](#).

	PHILLIP A. DIMARIA (DEM)	MICHAEL DOBRZECHOWSKI (REP)
Eastpointe		
001	388	187
004	488	216
005	405	206
006	253	148
007	539	155
008	417	129
009	347	140
010	308	154
011	385	140
012	429	203
013	370	232
014	530	229
901	1,053	348

These same results may also be obtained via:

- Election Telephone Hotline: 586.469.5209.
- 24-Hour Fax (Within MI): 1.888.99.CLERK (request document number 6710).
- 24-Hour Fax (Outside of MI): 1.310.575.5035 (request document number 6710).

www.MCNTV.com

webmaster@mcntv.com

[Click here to return to race list](#)



County Commission 3rd District

One 2-year term

Community Totals

ONLY Macomb County Official Election Results

View [summary report](#).

	PHILLIP A. DIMARIA (DEM)	MICHAEL DOBRZECHOWSKI (REP)
Eastpointe	5,912	2,487

These same results may also be obtained via:

- Election Telephone Hotline: 586.469.5209.
- 24-Hour Fax (Within MI): 1.888.99.CLERK (request document number 6710).
- 24-Hour Fax (Outside of MI): 1.310.575.5035 (request document number 6710).

www.MCNTV.com

webmaster@mcntv.com

[Click here to return to race list](#)

THE 2002 VOTE

County Commission 4th District

One 2-year term

Precinct Breakdown

ONLY Macomb County Official Election Results

View [summary report](#).

	MICHAEL C. CHUPA (REP)	MICHAEL JABLONSKI (LIB)	MIKE WALSH (DEM)
Warren			
043	37	3	36
069	183	7	198
070	193	18	219
071	153	7	141
072A	42	6	159
073	202	20	170
074	298	20	309
081	62	3	105
082	207	9	178
084	249	9	259
085	240	14	172
086	339	17	230
088	131	16	137
099	89	10	85
099A	240	15	128
100	109	9	116
101	182	14	127
102	140	13	158
103	170	6	178
105	216	16	171
904	352	42	411
905	829	64	1,016

These same results may also be obtained via:

- Election Telephone Hotline: 586.469.5209.
- 24-Hour Fax (Within MI): 1.888.99.CLERK (request document number 6710).
- 24-Hour Fax (Outside of MI): 1.310.575.5035 (request document number 6710).

www.MCNTV.com

webmaster@mcntv.com

[Click here to return to race list](#)



County Commission 4th District

One 2-year term

Community Totals

ONLY Macomb County Official Election Results

View [summary report](#).

	MICHAEL C. CHUPA (REP)	MICHAEL JABLONSKI (LIB)	MIKE WALSH (DEM)
Warren	4,663	338	4,703

These same results may also be obtained via:

- Election Telephone Hotline: 586.469.5209.
- 24-Hour Fax (Within MI): 1.888.99.CLERK (request document number 6710).
- 24-Hour Fax (Outside of MI): 1.310.575.5035 (request document number 6710).

www.MCNTV.com

webmaster@mcntv.com

[Click here to return to race list](#)

THE 2002 VOTE

County Commission 5th District

One 2-year term

Precinct Breakdown

ONLY Macomb County Official Election Results

View [summary report](#).

	SUSAN L. DOHERTY (DEM)	LOUIS E. JOSEPH (NPA)	RONALD SINGER (REP)
Warren			
045	174	7	85
046	247	5	146
047	98	2	63
048	261	1	132
049	143	4	89
056	201	7	104
058	317	10	124
063	216	7	92
064	184	6	98
076	264	12	130
078	190	10	101
080	212	10	139
090	170	7	101
094	277	6	167
096	181	8	107
097	174	14	166
098	138	10	122
106	225	31	157
108	298	10	181
906	680	66	227
907	1,365	241	661

These same results may also be obtained via:

- Election Telephone Hotline: 586.469.5209.
- 24-Hour Fax (Within MI): 1.888.99.CLERK (request document number 6710).
- 24-Hour Fax (Outside of MI): 1.310.575.5035 (request document number 6710).

www.MCNTV.com

webmaster@mcntv.com

[Click here to return to race list](#)



County Commission 5th District

One 2-year term

Community Totals

ONLY Macomb County Official Election Results

View [summary report](#).

	SUSAN L. DOHERTY (DEM)	LOUIS E. JOSEPH (NPA)	RONALD SINGER (REP)
Warren	6,015	474	3,192

These same results may also be obtained via:

- Election Telephone Hotline: 586.469.5209.
- 24-Hour Fax (Within MI): 1.888.99.CLERK (request document number 6710).
- 24-Hour Fax (Outside of MI): 1.310.575.5035 (request document number 6710).

www.MCNTV.com

webmaster@mcntv.com

[Click here to return to race list](#)

THE 2002 VOTE

County Commission 6th District

One 2-year term

Precinct Breakdown

ONLY Macomb County Official Election Results

View [summary report](#).

	JOAN FLYNN (DEM)	LAUREL PIETRANGELO (LIB)	AARON STOWELL (REP)
Sterling Heights			
003	319	21	235
004	472	19	319
005	363	19	286
901	566	21	404
Warren			
029	294	10	134
050	204	4	172
053	214	2	248
055	141	3	141
060	165	6	180
061	227	10	174
062	213	4	120
066	153	3	131
067	215	5	209
092	135	8	104
093	257	8	177
109	256	14	174
110	246	7	188
908	902	17	414
909	311	9	188

These same results may also be obtained via:

- Election Telephone Hotline: 586.469.5209.
- 24-Hour Fax (Within MI): 1.888.99.CLERK (request document number 6710).
- 24-Hour Fax (Outside of MI): 1.310.575.5035 (request document number 6710).

www.MCNTV.com

webmaster@mcntv.com

[Click here to return to race list](#)



County Commission 6th District

One 2-year term

Community Totals

ONLY Macomb County Official Election Results

View [summary report](#).

	JOAN FLYNN (DEM)	LAUREL PIETRANGELO (LIB)	AARON STOWELL (REP)
Sterling Heights	1,720	80	1,244
Warren	3,933	110	2,754

These same results may also be obtained via:

- Election Telephone Hotline: 586.469.5209.
- 24-Hour Fax (Within MI): 1.888.99.CLERK (request document number 6710).
- 24-Hour Fax (Outside of MI): 1.310.575.5035 (request document number 6710).

www.MCNTV.com

webmaster@mcntv.com

[Click here to return to race list](#)



County Commission 7th District

One 2-year term

Precinct Breakdown

ONLY Macomb County Official Election Results

View [summary report](#).

SUE ROCCA (REP)	
Sterling Heights	
010	467
011	456
012	356
013	166
020	541
021	270
029	311
030	495
031	447
032	593
033	458
034	497
040	569
902	141
903	46
906	1,335

These same results may also be obtained via:

- Election Telephone Hotline: 586.469.5209.
- 24-Hour Fax (Within MI): 1.888.99.CLERK (request document number 6710).
- 24-Hour Fax (Outside of MI): 1.310.575.5035 (request document number 6710).

www.MCNTV.com

webmaster@mcntv.com

[Click here to return to race list](#)



County Commission 7th District

One 2-year term

Community Totals

ONLY Macomb County Official Election Results

View [summary report](#).

	SUE ROCCA (REP)
Sterling Heights	7,148

These same results may also be obtained via:

- Election Telephone Hotline: 586.469.5209.
- 24-Hour Fax (Within MI): 1.888.99.CLERK (request document number 6710).
- 24-Hour Fax (Outside of MI): 1.310.575.5035 (request document number 6710).

www.MCNTV.com

webmaster@mcntv.com

[Click here to return to race list](#)



County Commission 8th District
One 2-year term
Precinct Breakdown

ONLY Macomb County Official Election Results

View [summary report](#).

	JEANNE MARIE CLARK (REP)	DIANA J. KOLAKOWSKI (DEM)
Sterling Heights		
001	254	361
002	254	415
006	314	360
008	134	159
009	290	402
014	83	100
015	217	320
016	174	294
017	219	284
046	241	351
047	118	203
904	43	72
905	50	87
907	496	1,113

These same results may also be obtained via:

- Election Telephone Hotline: 586.469.5209.
- 24-Hour Fax (Within MI): 1.888.99.CLERK (request document number 6710).
- 24-Hour Fax (Outside of MI): 1.310.575.5035 (request document number 6710).

webmaster@mctv.com

[Click here to return to race list](#)

THE 2002 VOTE

County Commission 8th District

One 2-year term

Community Totals

ONLY Macomb County Official Election Results

View [summary report](#).

	JEANNE MARIE CLARK (REP)	DIANA J. KOLAKOWSKI (DEM)
Sterling Heights	2,887	4,521

These same results may also be obtained via:

- Election Telephone Hotline: 586.469.5209.
- 24-Hour Fax (Within MI): 1.888.99.CLERK (request document number 6710).
- 24-Hour Fax (Outside of MI): 1.310.575.5035 (request document number 6710).

www.MCNTV.com

webmaster@mcntv.com

[Click here to return to race list](#)



County Commission 9th District

One 2-year term

Precinct Breakdown

ONLY Macomb County Official Election Results

View [summary report](#).

	BRIAN LENKER (REP)	ROBERT MIJAC (DEM)
Sterling Heights		
018	200	419
019	186	364
022	193	189
023	136	199
024	178	259
025	267	430
026	220	397
027	240	370
028	217	373
035	131	232
036	83	191
037	198	301
051	247	235
908	570	1,172

These same results may also be obtained via:

- Election Telephone Hotline: 586.469.5209.
- 24-Hour Fax (Within MI): 1.888.99.CLERK (request document number 6710).
- 24-Hour Fax (Outside of MI): 1.310.575.5035 (request document number 6710).

webmaster@mctv.com

[Click here to return to race list](#)



County Commission 9th District

One 2-year term

Community Totals

ONLY Macomb County Official Election Results

View [summary report](#).

	BRIAN LENKER (REP)	ROBERT MIJAC (DEM)
Sterling Heights	3,066	5,131

These same results may also be obtained via:

- Election Telephone Hotline: 586.469.5209.
- 24-Hour Fax (Within MI): 1.888.99.CLERK (request document number 6710).
- 24-Hour Fax (Outside of MI): 1.310.575.5035 (request document number 6710).

www.MCNTV.com

webmaster@mcntv.com

[Click here to return to race list](#)



County Commission 10th District
One 2-year term
Precinct Breakdown

ONLY Macomb County Official Election Results

View [summary report](#).

	PHILIS DESAELE (REP)	MARY L. MARCINAK (DEM)
Sterling Heights		
038	377	239
039	214	202
041	453	280
042	75	93
043	369	259
044	175	117
045	345	182
048	293	198
049	362	191
050	565	340
052	193	121
909	955	702
Utica		
001	109	90
002	275	205
003	152	140
901	152	173

These same results may also be obtained via:

- Election Telephone Hotline: 586.469.5209.
- 24-Hour Fax (Within MI): 1.888.99.CLERK (request document number 6710).
- 24-Hour Fax (Outside of MI): 1.310.575.5035 (request document number 6710).

www.MCNTV.com

webmaster@mcntv.com

[Click here to return to race list](#)



County Commission 10th District

One 2-year term

Community Totals

ONLY Macomb County Official Election Results

View [summary report](#).

	PHILIS DESAELE (REP)	MARY L. MARCINAK (DEM)
Sterling Heights	4,376	2,924
Utica	688	608

These same results may also be obtained via:

- Election Telephone Hotline: 586.469.5209.
- 24-Hour Fax (Within MI): 1.888.99.CLERK (request document number 6710).
- 24-Hour Fax (Outside of MI): 1.310.575.5035 (request document number 6710).

www.MCNTV.com

webmaster@mcntv.com

[Click here to return to race list](#)

THE 2002 VOTE

County Commission 11th District

One 2-year term

Precinct Breakdown

ONLY Macomb County Official Election Results

View [summary report](#).

	ED SZCZEPANSKI (REP)	CRAIG A. YOPE (LIB)
Shelby Township		
002	540	80
003	270	50
004	491	59
006	314	85
009	301	56
010	367	71
011	408	93
020	219	37
021	180	59
025	545	68
027	364	62
028	426	56
029	275	42
901	1,353	159

These same results may also be obtained via:

- Election Telephone Hotline: 586.469.5209.
- 24-Hour Fax (Within MI): 1.888.99.CLERK (request document number 6710).
- 24-Hour Fax (Outside of MI): 1.310.575.5035 (request document number 6710).

webmaster@mctv.com

[Click here to return to race list](#)



County Commission 11th District

One 2-year term

Community Totals

ONLY Macomb County Official Election Results

View [summary report](#).

	ED SZCZEPANSKI (REP)	CRAIG A. YOPE (LIB)
Shelby Township	6,053	977

These same results may also be obtained via:

- Election Telephone Hotline: 586.469.5209.
- 24-Hour Fax (Within MI): 1.888.99.CLERK (request document number 6710).
- 24-Hour Fax (Outside of MI): 1.310.575.5035 (request document number 6710).

www.MCNTV.com

webmaster@mcentv.com

[Click here to return to race list](#)



County Commission 12th District

One 2-year term

Precinct Breakdown

ONLY Macomb County Official Election Results

View [summary report](#).

	PETER J. LUND (REP)	PATRICIA R. WYNN (DEM)
Shelby Township		
001	555	220
005	289	168
007	473	204
008	261	120
012	365	156
013	233	117
014	357	144
015	244	126
016	548	184
017	503	203
018	204	82
019	302	124
022	659	246
023	566	158
026	223	180
902	1,790	989

These same results may also be obtained via:

- Election Telephone Hotline: 586.469.5209.
- 24-Hour Fax (Within MI): 1.888.99.CLERK (request document number 6710).
- 24-Hour Fax (Outside of MI): 1.310.575.5035 (request document number 6710).

www.MCNTV.com

webmaster@mcntv.com

[Click here to return to race list](#)



County Commission 12th District

One 2-year term

Community Totals

ONLY Macomb County Official Election Results

View [summary report](#).

	PETER J. LUND (REP)	PATRICIA R. WYNN (DEM)
Shelby Township	7,572	3,421

These same results may also be obtained via:

- Election Telephone Hotline: 586.469.5209.
- 24-Hour Fax (Within MI): 1.888.99.CLERK (request document number 6710).
- 24-Hour Fax (Outside of MI): 1.310.575.5035 (request document number 6710).

www.MCNTV.com

webmaster@mcntv.com

[Click here to return to race list](#)



County Commission 13th District

One 2-year term

Precinct Breakdown

ONLY Macomb County Official Election Results

View [summary report](#).

DON BROWN (REP)	
Bruce Township	
001	382
002	724
003	479
004	292
901	488
Shelby Township	
024	617
903	169
Washington Township	
001	299
002	516
003	440
004	390
005	506
006	708
008	673
901	1,268

These same results may also be obtained via:

- Election Telephone Hotline: 586.469.5209.
- 24-Hour Fax (Within MI): 1.888.99.CLERK (request document number 6710).
- 24-Hour Fax (Outside of MI): 1.310.575.5035 (request document number 6710).

www.MCNTV.com

webmaster@mcntv.com

[Click here to return to race list](#)



County Commission 13th District

One 2-year term

Community Totals

ONLY Macomb County Official Election Results

View [summary report](#).

	DON BROWN (REP)
Bruce Township	2,365
Shelby Township	786
Washington Township	4,800

These same results may also be obtained via:

- Election Telephone Hotline: 586.469.5209.
- 24-Hour Fax (Within MI): 1.888.99.CLERK (request document number 6710).
- 24-Hour Fax (Outside of MI): 1.310.575.5035 (request document number 6710).

www.MCNTV.com

webmaster@mcentv.com

[Click here to return to race list](#)

THE 2002 VOTE

County Commission 14th District

One 2-year term

Precinct Breakdown

ONLY Macomb County Official Election Results

View [summary report](#).

	LEE E. HILLIS, JR. (NPA)	WENDY IACOBELLI (DEM)	KURT S. KRAMER (REP)
New Baltimore			
001	41	213	229
002	48	202	244
003	175	474	670
004	47	233	287
Richmond City			
001	143	365	389
002	57	306	331
Chesterfield Township			
004	34	154	202
012	46	255	223
013	58	211	276
014	141	213	347
901	33	145	99
Lenox Township			
001	62	176	327
002	83	294	325
003			

[Click here to return to race list](#)



County Commission 14th District

One 2-year term

Community Totals

ONLY Macomb County Official Election Results

View [summary report](#).

	LEE E. HILLIS, JR. (NPA)	WENDY IACOBELLI (DEM)	KURT S. KRAMER (REP)
New Baltimore	311	1,122	1,430
Richmond City	200	671	720
Chesterfield Township	312	978	1,147
Lenox Township	260	771	840

These same results may also be obtained via:

- Election Telephone Hotline: 586.469.5209.
- 24-Hour Fax (Within MI): 1.888.99.CLERK (request document number 6710).
- 24-Hour Fax (Outside of MI): 1.310.575.5035 (request document number 6710).

www.MCNTV.com

webmaster@mcntv.com

[Click here to return to race list](#)

THE 2002 VOTE

County Commission 15th District

One 2-year term

Precinct Breakdown

ONLY Macomb County Official Election Results

View [summary report](#).

	KEITH RENGERT (REP)
Memphis	
001	183
Armada Township	
001	790
002	509
Macomb Township	
001	444
002	313
009	456
015	241
016	540
021	549
022	448
023	551
024	345
901	1,066
Ray Township	
001	418
002	570
Richmond Township	
001	967

These same results may also be obtained via:

- Election Telephone Hotline: 586.469.5209.
- 24-Hour Fax (Within MI): 1.888.99.CLERK (request document number 6710).
- 24-Hour Fax (Outside of MI): 1.310.575.5035 (request document number 6710).

www.MCNTV.com

webmaster@mcntv.com

[Click here to return to race list](#)



County Commission 15th District

One 2-year term

Community Totals

ONLY Macomb County Official Election Results

View [summary report](#).

	KEITH RENGERT (REP)
Memphis	183
Armada Township	1,299
Macomb Township	4,953
Ray Township	988
Richmond Township	967

These same results may also be obtained via:

- Election Telephone Hotline: 586.469.5209.
- 24-Hour Fax (Within MI): 1.888.99.CLERK (request document number 6710).
- 24-Hour Fax (Outside of MI): 1.310.575.5035 (request document number 6710).

www.MCNTV.com

webmaster@mcntv.com

[Click here to return to race list](#)



County Commission 16th District

One 2-year term

Precinct Breakdown

ONLY Macomb County Official Election Results

View [summary report](#).

WILLIAM J. REVOIR (REP)	
Clinton Township	
001	298
004	203
027	305
028	105
029	502
034	180
037	420
038	351
041	350
042	234
044	422
045	397
046	166
901	219
906	1,507

These same results may also be obtained via:

- Election Telephone Hotline: 586.469.5209.
- 24-Hour Fax (Within MI): 1.888.99.CLERK (request document number 6710).
- 24-Hour Fax (Outside of MI): 1.310.575.5035 (request document number 6710).

www.MCNTV.com

webmaster@mcntv.com

[Click here to return to race list](#)



County Commission 16th District

One 2-year term

Community Totals

ONLY Macomb County Official Election Results

View [summary report](#).

	WILLIAM J. REVOIR (REP)
Clinton Township	5,659

These same results may also be obtained via:

- Election Telephone Hotline: 586.469.5209.
- 24-Hour Fax (Within MI): 1.888.99.CLERK (request document number 6710).
- 24-Hour Fax (Outside of MI): 1.310.575.5035 (request document number 6710).

www.MCNTV.com

webmaster@mcntv.com

[Click here to return to race list](#)



County Commission 17th District

One 2-year term

Precinct Breakdown

ONLY Macomb County Official Election Results

View [summary report](#).

	BOBBY L. HILL (DEM)	JAMES MICHAEL SHAMALY (REP)
Mt. Clemens		
001	354	42
002	349	224
003	228	214
004	240	170
005	255	37
006	303	125
008	187	148
009	225	219
010	118	89
901	549	239
Clinton Township		
002	128	110
006	341	210
008	241	171
009	193	175
012	140	115
014	144	93
015	228	200
021	145	98
030	254	219
902	768	479

These same results may also be obtained via:

- Election Telephone Hotline: 586.469.5209.
- 24-Hour Fax (Within MI): 1.888.99.CLERK (request document number 6710).
- 24-Hour Fax (Outside of MI): 1.310.575.5035 (request document number 6710).

www.MCNTV.com

webmaster@mcntv.com

[Click here to return to race list](#)



County Commission 17th District

One 2-year term

Community Totals

ONLY Macomb County Official Election Results

View [summary report](#).

	BOBBY L. HILL (DEM)	JAMES MICHAEL SHAMALY (REP)
Mt. Clemens	2,808	1,507
Clinton Township	2,582	1,870

These same results may also be obtained via:

- Election Telephone Hotline: 586.469.5209.
- 24-Hour Fax (Within MI): 1.888.99.CLERK (request document number 6710).
- 24-Hour Fax (Outside of MI): 1.310.575.5035 (request document number 6710).

www.MCNTV.com

webmaster@mcntv.com

[Click here to return to race list](#)



County Commission 18th District

One 2-year term

Precinct Breakdown

ONLY Macomb County Official Election Results

View [summary report](#).

	MICHAEL C. SESSA (REP)	GARY J. WHITMORE (DEM)
Clinton Township		
005	34	375
022	194	260
031	228	281
903	92	167
Harrison Township		
001	283	274
002	157	149
003	297	219
004	522	381
005	478	258
006	413	287
007	459	311
008	42	80
009	325	144
010	257	193
011	189	233
012	94	92
901	1,103	908

These same results may also be obtained via:

- Election Telephone Hotline: 586.469.5209.
- 24-Hour Fax (Within MI): 1.888.99.CLERK (request document number 6710).

- 24-Hour Fax (Outside of MI): 1.310.575.5035 (request document number 6710).

www.MCNTV.com

webmaster@mcntv.com

[Click here to return to race list](#)



County Commission 18th District

One 2-year term

Community Totals

ONLY Macomb County Official Election Results

View [summary report](#).

	MICHAEL C. SESSA (REP)	GARY J. WHITMORE (DEM)
Clinton Township	548	1,083
Harrison Township	4,619	3,529

These same results may also be obtained via:

- Election Telephone Hotline: 586.469.5209.
- 24-Hour Fax (Within MI): 1.888.99.CLERK (request document number 6710).
- 24-Hour Fax (Outside of MI): 1.310.575.5035 (request document number 6710).

www.MCNTV.com

webmaster@mcntv.com

[Click here to return to race list](#)



County Commission 19th District

One 2-year term

Precinct Breakdown

ONLY Macomb County Official Election Results

View [summary report](#).

	JAMES M. PERNA (DEM)	DIANE ZONTINI (REP)
Clinton Township		
003	275	159
007	196	128
010	259	233
011	237	178
017	309	151
018	286	186
019	213	224
024	210	176
026	352	307
033	320	227
035	351	285
036	270	261
039	249	182
040	348	259
904	1,389	843
907	585	304

These same results may also be obtained via:

- Election Telephone Hotline: 586.469.5209.
- 24-Hour Fax (Within MI): 1.888.99.CLERK (request document number 6710).
- 24-Hour Fax (Outside of MI): 1.310.575.5035 (request document number 6710).

www.MCNTV.com

webmaster@mcntv.com

[Click here to return to race list](#)



County Commission 19th District

One 2-year term

Community Totals

ONLY Macomb County Official Election Results

View [summary report](#).

	JAMES M. PERNA (DEM)	DIANE ZONTINI (REP)
Clinton Township	5,849	4,103

These same results may also be obtained via:

- Election Telephone Hotline: 586.469.5209.
- 24-Hour Fax (Within MI): 1.888.99.CLERK (request document number 6710).
- 24-Hour Fax (Outside of MI): 1.310.575.5035 (request document number 6710).

www.MCNTV.com

webmaster@mcentv.com

[Click here to return to race list](#)

THE 2002 VOTE

County Commission 20th District

One 2-year term

Precinct Breakdown

ONLY Macomb County Official Election Results

View [summary report](#).

	MICHAEL PETER TORRICE (REP)	NANCY M. WHITE (DEM)
Fraser		
001	150	280
002	272	374
003	266	496
004	198	378
005	83	146
006	307	369
007	140	224
901	158	400
902	85	284
Clinton Township		
013	185	280
016	180	247
020	127	253
023	336	342
025	204	253
032	128	156
043	108	107
905	104	244
908	234	494

These same results may also be obtained via:

Election Telephone Hotline: 586.469.5209.

- 24-Hour Fax (Within MI): 1.888.99.CLERK (request document number 6710).
- 24-Hour Fax (Outside of MI): 1.310.575.5035 (request document number 6710).

www.MCNTV.com

webmaster@mentv.com

[Click here to return to race list](#)



County Commission 20th District

One 2-year term

Community Totals

ONLY Macomb County Official Election Results

View [summary report](#).

	MICHAEL PETER TORRICE (REP)	NANCY M. WHITE (DEM)
Fraser	1,659	2,951
Clinton Township	1,606	2,376

These same results may also be obtained via:

- Election Telephone Hotline: 586.469.5209.
- 24-Hour Fax (Within MI): 1.888.99.CLERK (request document number 6710).
- 24-Hour Fax (Outside of MI): 1.310.575.5035 (request document number 6710).

www.MCNTV.com

webmaster@mcntv.com

[Click here to return to race list](#)



County Commission 21st District

One 2-year term

Precinct Breakdown

ONLY Macomb County Official Election Results

View [summary report](#).

LEONARD HAGGERTY (DEM)	
Roseville	
009	336
010	215
011	213
012	307
013	267
014	316
015	434
016	556
017	363
018	340
019	282
020	349
021	405
902	1,380

These same results may also be obtained via:

- Election Telephone Hotline: 586.469.5209.
- 24-Hour Fax (Within MI): 1.888.99.CLERK (request document number 6710).
- 24-Hour Fax (Outside of MI): 1.310.575.5035 (request document number 6710).

webmaster@mctv.com

[Click here to return to race list](#)



County Commission 21st District

One 2-year term

Community Totals

ONLY Macomb County Official Election Results

View [summary report](#).

	LEONARD HAGGERTY (DEM)
Roseville	5,763

These same results may also be obtained via:

- Election Telephone Hotline: 586.469.5209.
- 24-Hour Fax (Within MI): 1.888.99.CLERK (request document number 6710).
- 24-Hour Fax (Outside of MI): 1.310.575.5035 (request document number 6710).

www.MCNTV.com

webmaster@mcntv.com

[Click here to return to race list](#)

THE 2002 VOTE

County Commission 22nd District

One 2-year term

Precinct Breakdown

ONLY Macomb County Official Election Results

View [summary report](#).

	MARY E. QUINLAN (REP)	BETTY SLINDE (DEM)	ALBERT J. TITRAN (LIB)
Eastpointe			
002	199	241	32
003	263	374	37
902	74	144	5
Roseville			
001	133	226	17
002	147	252	16
003	125	355	15
004	170	256	12
005	226	398	36
006	199	306	19
007	97	219	4
008	199	355	30
901	212	733	14
Warren			
036	130	177	9
037	89	147	7
052	83	156	3
903	36	105	3

These same results may also be obtained via:

- Election Telephone Hotline: 586.469.5209.
- 24-Hour Fax (Within MI): 1.888.99.CLERK (request document number 6710).

- 24-Hour Fax (Outside of MI): 1.310.575.5035 (request document number 6710).

www.MCNTV.com

webmaster@mcntv.com

[Click here to return to race list](#)



County Commission 22nd District

One 2-year term

Community Totals

ONLY Macomb County Official Election Results

View [summary report](#).

	MARY E. QUINLAN (REP)	BETTY SLINDE (DEM)	ALBERT J. TITRAN (LIB)
Eastpointe	536	759	74
Roseville	1,508	3,100	163
Warren	338	585	22

These same results may also be obtained via:

- Election Telephone Hotline: 586.469.5209.
- 24-Hour Fax (Within MI): 1.888.99.CLERK (request document number 6710).
- 24-Hour Fax (Outside of MI): 1.310.575.5035 (request document number 6710).

www.MCNTV.com

webmaster@mcntv.com

[Click here to return to race list](#)



County Commission 23rd District

One 2-year term

Precinct Breakdown

ONLY Macomb County Official Election Results

View [summary report](#).

	ROLAND R. FRASCHETTI (REP)	ROBERT M. SAWICKI (DEM)
St. Clair Shores		
001	530	393
002	362	329
003	332	335
004	290	206
005	417	437
006	348	429
007	193	182
008	478	367
009	214	244
010	587	485
012	549	398
013	269	167
901	1,804	1,800
Lake Township		
001	27	10

These same results may also be obtained via:

- Election Telephone Hotline: 586.469.5209.
- 24-Hour Fax (Within MI): 1.888.99.CLERK (request document number 6710).
- 24-Hour Fax (Outside of MI): 1.310.575.5035 (request document number 6710).

www.MCNTV.com

webmaster@mcntv.com

[Click here to return to race list](#)



County Commission 23rd District

One 2-year term

Community Totals

ONLY Macomb County Official Election Results

View [summary report](#).

	ROLAND R. FRASCHETTI (REP)	ROBERT M. SAWICKI (DEM)
St. Clair Shores	6,373	5,772
Lake Township	27	10

These same results may also be obtained via:

- Election Telephone Hotline: 586.469.5209.
- 24-Hour Fax (Within MI): 1.888.99.CLERK (request document number 6710).
- 24-Hour Fax (Outside of MI): 1.310.575.5035 (request document number 6710).

www.MCNTV.com

webmaster@mcntv.com

[Click here to return to race list](#)



County Commission 24th District

One 2-year term

Precinct Breakdown

ONLY Macomb County Official Election Results

View [summary report](#).

	PEGGY A. KENNARD (DEM)	ROBERT MACDONALD (REP)	WENDY E. MORISI (LIB)
St. Clair Shores			
011	521	503	30
014	227	181	20
015	448	367	21
016	486	295	26
017	574	349	37
018	400	256	32
019	346	244	15
020	290	183	21
021	434	215	18
022	315	230	24
023	435	272	13
024	509	302	19
902	2,463	1,049	43

These same results may also be obtained via:

- Election Telephone Hotline: 586.469.5209.
- 24-Hour Fax (Within MI): 1.888.99.CLERK (request document number 6710).
- 24-Hour Fax (Outside of MI): 1.310.575.5035 (request document number 6710).

www.MCNTV.com

webmaster@mcntv.com

[Click here to return to race list](#)



County Commission 24th District

One 2-year term

Community Totals

ONLY Macomb County Official Election Results

View [summary report](#).

	PEGGY A. KENNARD (DEM)	ROBERT MACDONALD (REP)	WENDY E. MORISI (LIB)
St. Clair Shores	7,448	4,446	319

These same results may also be obtained via:

- Election Telephone Hotline: 586.469.5209.
- 24-Hour Fax (Within MI): 1.888.99.CLERK (request document number 6710).
- 24-Hour Fax (Outside of MI): 1.310.575.5035 (request document number 6710).

www.MCNTV.com

webmaster@mcntv.com

[Click here to return to race list](#)



County Commission 25th District

One 2-year term

Precinct Breakdown

ONLY Macomb County Official Election Results

View [summary report](#).

	KATHY VOSBURG (REP)	JANICE WILSON-DAVIS (DEM)
Chesterfield Township		
001	360	263
002	447	321
003	532	276
005	335	254
006	336	215
007	420	262
008	458	238
009	383	224
010	346	167
011	459	291
015	60	111
902	810	586

These same results may also be obtained via:

- Election Telephone Hotline: 586.469.5209.
- 24-Hour Fax (Within MI): 1.888.99.CLERK (request document number 6710).
- 24-Hour Fax (Outside of MI): 1.310.575.5035 (request document number 6710).

www.MCNTV.com

webmaster@mcntv.com

[Click here to return to race list](#)



County Commission 25th District

One 2-year term

Community Totals

ONLY Macomb County Official Election Results

View [summary report](#).

	KATHY VOSBURG (REP)	JANICE WILSON-DAVIS (DEM)
Chesterfield Township	4,946	3,208

These same results may also be obtained via:

- Election Telephone Hotline: 586.469.5209.
- 24-Hour Fax (Within MI): 1.888.99.CLERK (request document number 6710).
- 24-Hour Fax (Outside of MI): 1.310.575.5035 (request document number 6710).

www.MCNTV.com

webmaster@mcntv.com

[Click here to return to race list](#)



County Commission 26th District

One 2-year term

Precinct Breakdown

ONLY Macomb County Official Election Results

View [summary report](#).

	NICHOLYN ANN BRANDENBURG (REP)	DEBI ZOLNOSKI (DEM)
Macomb Township		
003	372	214
004	527	297
005	391	238
006	277	152
007	469	288
008	193	126
010	175	191
011	380	249
012	494	249
013	417	232
014	450	211
017	345	212
018	189	179
019	167	155
020	419	227
902	933	785

These same results may also be obtained via:

- Election Telephone Hotline: 586.469.5209.
- 24-Hour Fax (Within MI): 1.888.99.CLERK (request document number 6710).
- 24-Hour Fax (Outside of MI): 1.310.575.5035 (request document number 6710).

www.MCNTV.com

webmaster@mcntv.com

[Click here to return to race list](#)



County Commission 26th District

One 2-year term

Community Totals

ONLY Macomb County Official Election Results

View [summary report](#).

	NICHOLYN ANN BRANDENBURG (REP)	DEBI ZOLNOSKI (DEM)
Macomb Township	6,198	4,005

These same results may also be obtained via:

- Election Telephone Hotline: 586.469.5209.
- 24-Hour Fax (Within MI): 1.888.99.CLERK (request document number 6710).
- 24-Hour Fax (Outside of MI): 1.310.575.5035 (request document number 6710).

www.MCNTV.com

webmaster@mcntv.com

[Click here to return to race list](#)



Supreme Court Justice
Two 8-year terms (Incumbent)
Precinct Breakdown

ONLY Macomb County Official Election Results

View [summary report](#).

	J. MARTIN BRENNAN	MICHAEL L. DONAHUE	MAGGIE W. DRAKE	ELIZABETH A. WEAVER	DONNELLY WRIGHT HADDEN	ROBERT YOUNG	BRUCE H. YUILLE
Center Line							
001	105	72	97	201	12	203	19
002	75	49	70	136	8	113	9
003	72	86	125	222	24	189	9
004	65	22	88	140	13	131	12
005	63	36	70	145	16	136	6
901	180	84	136	321	16	269	14
Eastpointe							
001	89	58	113	277	30	269	8
002	89	45	91	264	9	220	12
003	173	101	137	249	18	341	26
004	165	115	133	264	14	299	28
005	136	100	124	259	17	239	13
006	51	83	101	174	22	159	8
007	123	65	200	314	39	288	16
008	89	58	127	246	33	235	9
009	66	43	88	264	15	245	11
010	97	67	93	172	7	238	19
011	132	90	91	186	14	196	21
012	153	113	112	239	16	238	3
013	102	110	136	273	22	265	15
014	112	101	192	322	62	320	15
901	325	130	264	687	98	642	16
902	64	27	29	98	10	116	5

Fraser							
001	137	89	80	156	11	150	5
002	132	114	132	274	35	291	14
003	142	89	149	362	57	372	22
004	106	57	104	272	53	251	15
005	48	21	38	113	7	123	1
006	134	83	102	251	17	362	21
007	74	56	74	153	15	143	24
901	172	81	96	244	8	234	5
902	104	57	92	159	8	148	5

Memphis							
001	40	28	36	118	11	122	7

Mt. Clemens							
001	74	45	205	113	12	127	9
002	165	77	159	212	21	213	8
003	79	66	114	187	28	198	14
004	77	45	120	180	24	163	10
005	34	25	87	116	19	114	8
006	62	35	188	177	14	165	11
008	62	51	70	162	9	181	11
009	89	63	73	184	12	196	9
010	59	41	45	95	8	88	5
901	214	118	224	351	30	313	8

New Baltimore							
001	73	44	125	236	24	194	14
002	82	62	93	172	61	221	61
003	215	127	216	674	39	641	33
004	112	72	100	273	18	301	24

Richmond City							
001	161	111	170	410	23	452	34
002	152	130	127	279	15	289	24

Roseville							
001	81	69	69	155	16	165	15
002	100	79	74	153	15	173	12
003	71	80	136	210	32	187	14
004	72	53	71	221	29	228	8
005	88	84	106	331	44	330	13
006	76	57	78	294	18	280	15
007	64	50	72	152	13	159	8
008	126	99	145	245	22	240	23

009	133	84	97	191	16	172	11
010	47	55	77	153	12	126	6
011	46	37	60	135	23	142	8
012	58	47	70	230	36	191	12
013	70	28	77	178	10	161	5
014	97	65	85	161	10	238	7
015	109	87	119	312	15	291	20
016	170	146	174	297	27	299	24
017	79	104	101	205	30	211	6
018	83	46	103	213	34	195	8
019	61	39	72	201	28	182	6
020	86	57	65	247	14	241	24
021	109	83	122	244	19	279	21
901	266	123	205	467	20	431	28
902	474	312	375	756	47	661	41

St. Clair Shores

001	159	160	193	454	28	391	15
002	112	69	141	352	26	299	9
003	129	72	118	327	44	290	18
004	79	62	74	252	19	250	8
005	176	98	153	332	28	395	46
006	180	98	164	341	15	342	26
007	94	57	57	166	10	149	9
008	149	144	156	375	36	320	12
009	82	41	98	227	27	206	8
010	169	122	137	536	68	456	20
011	201	104	149	564	37	513	23
012	198	97	160	408	29	447	30
013	107	59	75	190	12	170	15
014	112	82	92	173	12	170	9
015	146	155	166	393	28	311	14
016	144	89	173	390	41	357	18
017	168	82	141	481	59	439	22
018	122	85	119	351	20	312	19
019	132	63	96	240	16	275	15
020	133	80	91	222	12	196	21
021	198	124	117	270	27	233	15
022	91	108	103	264	15	244	9
023	134	72	149	343	43	320	10
024	136	97	132	406	54	373	16

901	972	363	594	1,955	69	1,819	46
902	1,024	415	668	1,681	58	1,740	56

Sterling Heights

001	91	128	132	293	26	269	13
002	117	68	135	304	39	306	10
003	108	70	102	295	25	270	16
004	145	72	147	395	19	392	14
005	147	77	126	290	17	346	13
006	156	87	128	288	16	295	22
008	86	48	58	100	7	117	9
009	96	151	136	330	33	310	8
010	124	74	131	313	36	281	15
011	116	61	91	338	32	325	19
012	100	53	99	278	6	256	8
013	46	35	49	112	8	115	11
014	55	34	47	75	7	74	6
015	143	95	136	208	13	196	10
016	65	79	110	231	20	191	8
017	90	58	90	239	38	228	8
018	87	49	86	307	51	318	14
019	88	62	79	277	12	300	18
020	167	93	127	302	13	375	21
021	74	56	82	169	9	163	16
022	82	65	68	160	11	163	9
023	55	60	81	164	18	143	5
024	64	44	92	172	30	207	4
025	125	71	72	322	46	356	10
026	110	67	88	326	8	323	13
027	134	83	106	235	18	321	18
028	129	105	121	249	17	274	19
029	106	89	103	182	13	165	12
030	92	107	106	250	13	230	9
031	113	60	150	298	27	284	11
032	70	114	44	369	395	13	130
033	99	61	88	308	18	297	17
034	142	70	140	283	10	359	17
035	88	52	75	157	14	172	9
036	82	72	80	100	11	109	7
037	67	105	99	202	26	203	14
038	137	59	124	285	25	297	17

039	67	49	61	219	28	207	10
040	106	90	115	395	18	382	17
041	156	92	116	313	16	380	29
042	37	29	45	79	6	66	12
043	159	144	155	220	30	202	12
044	36	56	48	114	11	119	4
045	84	53	107	272	21	243	15
046	102	69	92	281	36	318	16
047	67	40	66	150	7	146	7
048	104	64	94	209	13	264	16
049	122	83	98	213	16	208	25
050	241	145	180	356	29	356	18
051	77	90	95	209	16	9	77
052	53	40	68	130	21	137	6
901	247	100	168	531	61	469	19
902	63	17	28	115	1	109	4
903	29	14	22	28	3	24	2
904	34	16	26	55	1	49	7
905	53	22	27	59	3	59	3
906	381	340	410	915	59	811	32
907	375	188	353	839	76	767	23
908	410	223	295	903	83	873	36
909	451	193	328	946	35	877	37

Utica

001	42	21	42	90	7	80	15
002	116	101	90	176	23	164	12
003	43	61	81	125	13	119	3
901	85	46	86	180	15	152	5

Warren

001	20	23	26	71	6	65	10
002	57	48	46	102	15	104	22
003	57	41	40	70	23	51	29
004	96	88	92	146	35	129	16
006	36	56	48	51	23	56	4
008	48	34	55	93	26	129	15
010	70	55	50	139	28	107	14
011	40	41	41	72	10	86	10
012	59	43	49	86	20	110	21
013	89	62	61	105	15	116	28
015	32	29	43	74	9	63	3

016	23	56	55	56	10	56	11
017	29	23	54	67	22	52	5
018	47	36	39	71	12	73	9
020	30	27	42	78	12	62	2
021	27	26	37	56	14	57	13
022	39	22	27	36	33	35	15
023	50	47	53	70	9	59	6
024	37	62	58	99	15	90	14
026	29	21	53	59	26	53	8
027	30	29	26	50	13	53	12
028	31	26	33	52	9	60	4
029	77	75	81	129	25	160	30
032	55	64	40	86	20	77	20
033	39	34	39	65	13	63	7
034	51	58	71	93	22	94	14
036	59	43	66	114	26	133	18
037	63	36	45	78	20	75	14
038	36	36	43	63	16	60	8
039	41	38	35	76	11	95	16
040	56	31	48	87	21	85	16
041	52	51	38	89	17	91	14
042	79	66	95	180	22	167	23
043	16	13	20	25	9	24	2
045	54	42	38	92	21	81	14
046	99	80	62	156	24	156	8
047	32	26	28	52	10	62	11
048	95	63	75	122	27	135	27
049	46	30	31	98	18	96	4
050	73	76	68	140	24	161	18
052	44	27	62	79	23	81	7
053	114	69	60	125	38	133	20
055	77	46	43	95	16	97	48
056	67	57	66	115	15	119	27
058	97	73	87	149	35	156	25
060	71	33	40	104	17	120	14
061	77	60	78	153	23	166	12
062	66	52	69	105	21	144	14
063	72	52	61	119	21	102	11
064	87	59	50	125	22	134	10
066	62	61	43	83	23	113	18

067	78	46	68	144	36	177	18
068	55	51	68	142	15	150	9
069	44	71	73	133	19	114	17
070	76	52	86	134	39	155	26
071	69	60	41	97	15	88	23
072	67	45	44	79	20	76	10
072A	56	27	40	54	9	94	24
073	87	41	71	120	34	127	24
074	122	94	90	255	29	257	20
076	86	80	78	121	20	151	10
078	81	42	72	119	21	133	13
080	105	68	63	136	25	139	17
081	37	24	29	75	9	68	4
082	62	72	70	86	23	125	24
084	103	66	75	166	40	164	32
085	84	48	69	156	30	148	13
086	103	79	104	184	25	199	21
088	46	34	77	103	18	121	15
090	94	68	46	116	24	105	17
092	66	47	42	81	8	76	7
093	78	83	72	153	20	177	26
094	100	71	85	197	33	189	30
096	56	43	55	108	22	97	7
097	93	55	62	156	12	164	14
098	88	41	53	79	25	111	9
099	47	26	27	56	11	61	10
099A	107	78	68	129	14	140	6
100	46	37	41	82	16	98	12
101	74	49	57	114	17	127	12
102	54	54	52	124	21	120	9
103	63	65	62	122	18	129	6
105	82	52	67	121	27	176	20
106	117	79	73	153	25	167	19
108	141	98	73	182	21	191	10
109	105	84	83	136	27	177	32
110	90	66	73	142	33	166	32
901	309	195	276	718	72	659	37
902	105	51	98	206	8	183	4
903	36	20	24	67	3	64	1
904	225	120	193	388	15	346	33

905	643	326	442	860	46	725	44
906	242	196	235	454	39	416	9
907	567	282	482	1,160	90	1,106	28
908	358	160	229	711	62	647	19
909	117	41	91	295	4	255	12

Armada Township

001	284	188	187	387	30	411	24
002	108	124	133	274	23	275	15

Bruce Township

001	64	37	100	249	14	223	7
002	124	68	110	417	42	411	16
003	76	69	88	311	13	321	14
004	64	31	49	172	7	187	10
901	143	80	110	319	7	279	8

Chesterfield Township

001	144	104	133	254	21	200	10
002	113	153	180	310	39	263	14
003	127	80	147	354	58	366	18
004	45	45	54	180	27	184	6
005	93	55	108	301	9	285	10
006	91	60	104	217	12	293	30
007	135	102	131	290	23	297	24
008	144	118	146	281	13	249	7
009	78	129	128	255	17	233	14
010	88	62	115	215	31	194	15
011	102	81	117	385	67	329	14
012	73	52	94	278	16	260	11
013	94	76	96	224	8	278	22
014	128	119	142	299	17	261	23
015	31	22	50	85	7	75	6
901	60	49	67	128	3	104	1
902	284	168	329	657	68	588	29

Clinton Township

001	97	71	99	176	10	168	10
002	43	61	48	91	8	97	4
003	80	46	94	212	20	195	6
004	43	46	48	175	16	190	5
005	59	41	127	147	21	144	9
006	131	62	114	208	11	259	14
007	78	55	60	128	9	134	10

008	104	65	100	175	15	157	11
009	63	71	66	159	10	156	7
010	91	63	106	215	23	221	12
011	68	42	74	214	26	194	5
012	36	38	45	143	6	119	8
013	89	71	80	200	15	241	23
014	59	40	44	97	6	88	13
015	104	86	79	166	12	159	8
016	68	79	85	193	18	167	5
017	68	55	109	234	15	199	14
018	58	52	60	265	25	224	3
019	88	50	75	214	7	206	12
020	70	44	60	166	10	210	11
021	60	46	50	105	7	102	5
022	92	84	107	195	13	176	5
023	130	120	130	322	23	301	10
024	69	44	78	176	17	171	8
025	88	51	90	239	30	206	9
026	131	72	94	330	18	340	21
027	84	45	87	166	8	199	10
028	44	42	66	93	10	93	6
029	182	109	118	292	19	268	8
030	94	82	108	194	12	190	10
031	73	59	91	235	31	237	10
032	47	27	44	141	17	150	6
033	90	50	109	299	13	286	18
034	35	27	47	100	7	119	7
035	150	96	108	260	12	273	26
036	124	80	93	237	11	242	6
037	86	109	131	282	20	260	12
038	65	40	92	220	17	203	2
039	63	48	62	199	23	197	8
040	97	69	80	324	19	327	16
041	83	48	82	216	8	248	14
042	60	46	83	162	10	136	18
043	60	26	37	87	3	91	1
044	87	99	113	269	24	244	12
045	66	47	84	292	20	253	7
046	44	20	34	111	20	108	7
901	95	52	64	227	12	213	10

902	391	163	254	585	33	631	18
903	75	42	61	120	4	110	7
904	770	375	439	1,044	49	997	31
905	86	56	66	176	6	160	4
906	547	241	497	1,236	94	1,103	31
907	221	126	157	453	57	382	15
908	202	71	131	402	14	387	14

Harrison Township

001	122	75	92	247	16	273	15
002	70	40	49	133	9	141	10
003	112	80	102	196	14	177	18
004	144	173	170	361	20	347	26
005	128	78	132	294	41	287	15
006	88	61	95	363	39	314	14
007	141	74	134	338	19	345	20
008	25	29	26	57	7	58	5
009	114	78	81	195	8	175	21
010	107	92	79	162	16	153	5
011	72	75	112	187	14	148	9
012	30	15	37	69	6	70	9
901	484	227	286	1,041	104	948	29

Lake Township

001	10	6	3	21	3	18	2
-----	----	---	---	----	---	----	---

Lenox Township

001	84	115	105	222	31	212	13
002	126	99	150	330	29	324	10
003	99	68	121	300	29	251	16

Macomb Township

001	131	60	84	307	15	302	13
002	114	57	78	205	10	225	9
003	126	84	98	265	14	232	22
004	243	138	136	309	20	283	19
005	127	130	123	255	32	250	8
006	81	40	77	195	24	186	9
007	155	73	104	339	36	318	17
008	41	31	54	165	13	156	9
009	132	57	81	260	12	344	18
010	84	48	83	180	20	150	19
011	166	107	138	272	15	237	10
012	120	110	158	318	17	293	11

013	119	63	103	272	22	277	10
014	112	48	70	314	39	299	11
015	74	31	58	188	5	163	11
016	159	77	96	269	14	323	22
017	131	74	105	214	11	208	25
018	80	78	87	159	7	131	7
019	61	56	75	152	8	136	5
020	97	64	114	313	45	288	7
021	140	69	104	382	27	358	13
022	114	53	94	316	15	279	13
023	149	69	121	286	12	332	19
024	129	68	86	197	16	221	14
901	559	243	316	718	31	630	26
902	433	263	458	833	57	707	22

Ray Township

001	112	64	100	261	29	252	11
002	146	92	105	370	55	367	21

Richmond Township

001	210	101	158	583	29	572	23
-----	-----	-----	-----	-----	----	-----	----

Shelby Township

001	127	85	96	395	20	406	18
002	154	84	122	285	19	351	25
003	71	51	70	143	9	149	19
004	159	105	108	241	20	250	13
005	84	81	102	198	20	186	7
006	66	35	104	228	31	209	7
007	123	60	71	325	41	319	10
008	67	27	60	217	10	203	6
009	79	46	66	189	12	221	12
010	95	68	91	211	8	198	27
011	117	96	108	235	19	245	14
012	102	96	97	230	19	231	8
013	56	34	85	162	21	152	6
014	66	55	49	247	34	245	9
015	62	33	51	197	16	193	10
016	150	81	111	307	8	397	19
017	144	93	120	303	18	284	25
018	81	53	53	126	6	122	11
019	74	83	84	191	14	197	14
020	66	46	65	140	14	140	2

021	42	18	46	152	14	140	10
022	149	76	131	473	18	450	16
023	131	64	110	311	19	411	21
024	189	98	101	352	8	340	22
025	191	113	106	308	20	299	8
026	62	80	83	196	14	195	7
027	81	64	82	245	19	248	7
028	89	57	66	284	38	274	9
029	50	33	43	195	8	175	8
901	530	246	368	895	44	934	50
902	801	355	517	1,337	64	1,327	79
903	90	41	37	98	6	92	3

Washington Township

001	106	74	89	131	23	129	15
002	115	178	138	249	46	202	23
003	92	56	85	216	45	234	19
004	103	90	77	230	55	223	23
005	123	57	87	270	20	286	19
006	216	132	120	276	35	417	54
008	252	175	129	245	48	223	82
901	400	171	279	767	23	830	32

These same results may also be obtained via:

- Election Telephone Hotline: 586.469.5209.
- 24-Hour Fax (Within MI): 1.888.99.CLERK (request document number 6710).
- 24-Hour Fax (Outside of MI): 1.310.575.5035 (request document number 6710).

www.MCNTV.com

webmaster@mcntv.com

[Click here to return to race list](#)

THE 2002 VOTE

Supreme Court Justice Two 8-year terms (Incumbent) *Community Totals*

ONLY Macomb County Official Election Results

View [summary report](#).

	J. MARTIN BRENNAN	MICHAEL L. DONAHUE	MAGGIE W. DRAKE	ELIZABETH A. WEAVER	DONNELLY WRIGHT HADDEN	ROBERT YOUNG	BRUCE H. YUILLE
Center Line	560	349	586	1,165	89	1,041	69
Eastpointe	1,966	1,306	2,031	4,288	426	4,310	225
Fraser	1,049	647	867	1,984	211	2,074	112
Memphis	40	28	36	118	11	122	7
Mt. Clemens	915	566	1,285	1,777	177	1,758	93
New Baltimore	482	305	534	1,355	142	1,357	132
Richmond City	313	241	297	689	38	741	58
Roseville	2,566	1,884	2,553	5,751	530	5,582	335
St. Clair Shores	5,347	2,998	4,316	11,693	833	11,017	509
Sterling Heights	7,250	4,891	6,725	16,757	1,717	16,118	1,007
Utica	286	229	299	571	58	515	35
Warren	8,297	5,833	6,989	14,114	2,125	14,204	1,526
Armada Township	392	312	320	661	53	686	39
Bruce Township	471	285	457	1,468	83	1,421	55
Chesterfield Township	1,830	1,475	2,141	4,713	436	4,459	254
Clinton Township	6,088	3,850	5,460	13,367	964	12,931	582
Harrison Township	1,637	1,097	1,395	3,643	313	3,436	196
Lake Township	10	6	3	21	3	18	2
Lenox Township	309	282	376	852	89	787	39
Macomb Township	3,877	2,191	3,101	7,683	537	7,328	369
Ray Township	258	156	205	631	84	619	32
Richmond Township	210	101	158	583	29	572	23

Shelby Township	4,348	2,557	3,403	9,416	631	9,583	502
Washington Township	1,407	933	1,004	2,384	295	2,544	267

These same results may also be obtained via:

- Election Telephone Hotline: 586.469.5209.
- 24-Hour Fax (Within MI): 1.888.99.CLERK (request document number 6710).
- 24-Hour Fax (Outside of MI): 1.310.575.5035 (request document number 6710).

www.MCNTV.com

webmaster@mcntv.com

[Click here to return to race list](#)

THE 2002 VOTE

2nd District Judge of the Court of Appeals

Three 6-year terms (Incumbent)

Precinct Breakdown

ONLY Macomb County Official Election Results

View [summary report](#).

	MARK J. CAVANAGH	E. THOMAS FITZGERALD	HENRY WILLIAM SAAD
Center Line			
001	305	272	203
002	189	161	117
003	305	279	200
004	206	194	147
005	195	179	132
901	441	438	354
Eastpointe			
001	341	308	238
002	319	283	218
003	432	397	282
004	438	365	289
005	379	353	254
006	251	213	173
007	410	412	280
008	325	310	241
009	313	267	217
010	293	270	206
011	325	280	220
012	397	346	266
013	408	363	295
014	483	438	349
901	1,001	944	795
902	158	161	127

Fraser			
001	287	240	191
002	444	385	305
003	515	487	396
004	365	346	264
005	149	141	109
006	414	355	304
007	232	219	174
901	347	344	288
902	247	261	210
Memphis			
001	138	130	92
Mt. Clemens			
001	230	195	163
002	339	321	262
003	256	254	189
004	229	211	168
005	167	144	105
006	247	230	165
008	222	212	169
009	240	228	181
010	128	114	94
901	533	498	444
New Baltimore			
001	314	265	215
002	296	302	222
003	803	711	598
004	363	327	236
Richmond City			
001	625	551	440
002	444	408	314
Roseville			
001	241	207	153
002	267	231	167
003	302	288	212
004	264	254	182
005	435	359	275
006	355	301	238
007	220	192	153
008	358	323	252

009	309	255	206
010	184	179	136
011	196	172	134
012	267	246	173
013	228	195	149
014	292	241	174
015	401	363	287
016	487	452	339
017	322	272	199
018	297	251	202
019	242	213	164
020	315	277	219
021	346	323	236
901	673	645	539
902	1,127	1,050	926

St. Clair Shores

001	567	500	426
002	432	367	288
003	432	370	303
004	312	274	226
005	503	435	344
006	468	427	321
007	223	206	139
008	488	429	326
009	281	238	179
010	633	542	410
011	638	545	415
012	555	484	355
013	255	230	167
014	282	227	170
015	499	446	335
016	513	444	322
017	579	513	386
018	436	361	284
019	341	291	216
020	321	270	208
021	416	332	262
022	336	302	229
023	461	391	301
024	512	429	302

901	2,357	2,272	1,877
902	2,338	2,207	1,875
Sterling Heights			
001	385	359	279
002	374	348	256
003	368	339	271
004	488	439	352
005	413	365	306
006	408	352	288
008	174	169	124
009	432	403	322
010	376	369	277
011	407	366	279
012	319	289	236
013	163	144	127
014	127	115	95
015	338	317	249
016	276	268	214
017	290	268	215
018	379	345	283
019	337	321	259
020	443	389	311
021	230	222	174
022	238	208	166
023	216	203	161
024	256	245	174
025	412	389	307
026	368	359	277
027	354	340	257
028	375	345	252
029	276	240	196
030	338	316	257
031	384	349	286
032	447	426	335
033	348	332	257
034	395	372	286
035	217	221	162
036	181	167	105
037	282	265	225
038	341	352	283

039	254	241	179
040	491	418	342
041	449	394	300
042	118	102	95
043	391	335	267
044	158	153	109
045	315	302	237
046	352	343	252
047	195	189	148
048	303	304	227
049	287	262	213
050	546	502	412
051	272	263	206
052	184	169	145
901	690	684	576
902	144	144	124
903	52	52	43
904	81	82	67
905	99	92	76
906	1,231	1,199	1,014
907	1,078	1,055	878
908	1,165	1,174	971
909	1,145	1,137	964
Utica			
001	123	114	84
002	251	251	197
003	173	147	107
901	237	225	196
Warren			
001	44	49	33
002	130	120	87
003	107	99	70
004	182	186	138
006	90	83	58
008	146	156	106
010	152	151	114
011	87	101	68
012	134	132	98
013	171	173	118
015	86	81	51

016	90	79	60
017	87	78	66
018	103	94	64
020	91	84	63
021	80	69	54
022	61	57	40
023	96	93	69
024	131	114	87
026	72	71	45
027	75	70	54
028	57	61	45
029	187	173	119
032	127	121	85
033	87	77	55
034	147	139	95
036	164	146	109
037	102	104	69
038	99	86	68
039	103	98	74
040	115	122	96
041	107	100	74
042	212	208	166
043	31	32	23
045	99	95	71
046	188	175	115
047	80	76	65
048	174	170	122
049	113	113	85
050	189	190	129
052	100	91	73
053	185	168	124
055	135	122	83
056	162	144	117
058	203	198	151
060	157	138	113
061	203	188	158
062	175	160	130
063	155	152	110
064	133	154	92
066	144	134	103

067	216	200	166
068	165	155	109
069	164	137	101
070	180	173	134
071	128	128	93
072	124	117	81
072A	83	83	58
073	179	173	141
074	302	273	207
076	182	167	130
078	160	154	111
080	182	185	141
081	75	70	58
082	180	156	129
084	216	217	171
085	187	187	134
086	242	247	182
088	156	146	118
090	154	138	105
092	118	117	83
093	215	192	157
094	257	238	198
096	131	124	86
097	205	202	146
098	133	133	94
099	87	82	55
099A	190	174	140
100	106	119	84
101	179	150	123
102	168	151	113
103	165	159	127
105	183	190	141
106	209	222	170
108	240	232	173
109	229	211	168
110	222	200	155
901	936	952	772
902	280	275	230
903	96	95	81
904	568	554	447

905	1,302	1,238	1,025
906	671	664	546
907	1,568	1,476	1,259
908	940	893	728
909	349	329	279
Armada Township			
001	640	594	439
002	394	361	279
Bruce Township			
001	303	269	227
002	465	471	368
003	356	334	258
004	202	190	146
901	373	377	320
Chesterfield Township			
001	421	355	278
002	473	377	307
003	511	461	357
004	232	206	164
005	380	338	265
006	346	310	242
007	454	386	306
008	418	365	292
009	394	343	273
010	330	291	239
011	505	428	358
012	352	314	248
013	374	318	256
014	435	390	296
015	118	99	77
901	204	188	167
902	927	883	763
Clinton Township			
001	253	241	197
002	138	135	103
003	251	239	181
004	209	219	146
005	212	211	142
006	316	291	222
007	204	177	146

008	243	221	167
009	224	212	159
010	291	267	224
011	249	240	176
012	162	145	115
013	286	286	208
014	139	125	102
015	266	235	181
016	247	223	178
017	284	271	198
018	301	255	205
019	230	217	190
020	235	214	167
021	148	134	109
022	272	249	201
023	440	388	334
024	227	209	170
025	294	264	198
026	393	366	307
027	242	219	197
028	147	136	91
029	442	406	327
030	294	255	197
031	294	254	192
032	185	170	133
033	342	319	244
034	149	130	106
035	383	347	279
036	311	314	235
037	356	336	274
038	243	232	189
039	271	238	191
040	384	342	266
041	295	273	209
042	218	194	140
043	126	125	103
044	354	324	257
045	305	289	240
046	138	133	105
901	275	285	246

902	837	839	707
903	178	170	134
904	1,452	1,482	1,251
905	230	224	188
906	1,516	1,494	1,277
907	633	615	522
908	503	504	401

Harrison Township

001	328	293	218
002	181	166	118
003	298	266	218
004	520	468	370
005	411	361	302
006	417	345	295
007	441	388	320
008	85	74	48
009	289	261	223
010	271	219	183
011	264	234	190
012	102	92	70
901	1,280	1,260	1,066

Lake Township

001	26	25	25
-----	----	----	----

Lenox Township

001	294	285	224
002	431	430	316
003	379	349	260

Macomb Township

001	380	348	285
002	284	255	207
003	350	319	266
004	486	441	362
005	380	342	284
006	251	238	201
007	428	393	316
008	208	174	146
009	385	336	285
010	237	224	176
011	377	350	283
012	414	369	315

013	353	318	263
014	382	328	285
015	222	208	164
016	384	347	292
017	313	289	226
018	234	199	159
019	208	185	151
020	400	347	285
021	485	447	359
022	373	312	271
023	408	367	292
024	290	283	219
901	1,016	995	831
902	1,121	1,116	943
Ray Township			
001	337	317	250
002	442	417	305
Richmond Township			
001	691	629	505
Shelby Township			
001	453	415	315
002	435	387	300
003	196	188	143
004	373	328	263
005	271	257	190
006	272	266	199
007	388	357	278
008	242	216	183
009	251	254	200
010	299	243	190
011	351	311	255
012	320	305	232
013	201	184	145
014	279	248	200
015	221	222	173
016	433	406	318
017	409	368	297
018	184	171	140
019	259	244	199
020	189	186	131

021	169	171	135
022	534	496	396
023	431	377	304
024	449	434	364
025	425	391	330
026	258	240	187
027	324	282	222
028	344	310	235
029	222	190	156
901	1,264	1,233	1,036
902	1,739	1,789	1,502
903	142	151	131
Washington Township			
001	194	187	130
002	359	338	255
003	260	260	190
004	281	275	207
005	322	302	238
006	469	442	368
008	447	410	320
901	990	1,010	833

These same results may also be obtained via:

- Election Telephone Hotline: 586.469.5209.
- 24-Hour Fax (Within MI): 1.888.99.CLERK (request document number 6710).
- 24-Hour Fax (Outside of MI): 1.310.575.5035 (request document number 6710).

www.MCNTV.com

webmaster@mcntv.com

[Click here to return to race list](#)

THE 2002 VOTE

2nd District Judge of the Court of Appeals

Three 6-year terms (Incumbent)

Community Totals

ONLY Macomb County Official Election Results

View [summary report](#).

	MARK J. CAVANAGH	E. THOMAS FITZGERALD	HENRY WILLIAM SAAD
Center Line	1,641	1,523	1,153
Eastpointe	6,273	5,710	4,450
Fraser	3,000	2,778	2,241
Memphis	138	130	92
Mt. Clemens	2,591	2,407	1,940
New Baltimore	1,776	1,605	1,271
Richmond City	1,069	959	754
Roseville	8,128	7,289	5,715
St. Clair Shores	15,178	13,532	10,666
Sterling Heights	22,155	20,912	16,748
Utica	784	737	584
Warren	19,370	18,553	14,411
Armada Township	1,034	955	718
Bruce Township	1,699	1,641	1,319
Chesterfield Township	6,874	6,052	4,888
Clinton Township	17,617	16,683	13,427
Harrison Township	4,887	4,427	3,621
Lake Township	26	25	25
Lenox Township	1,104	1,064	800
Macomb Township	10,369	9,530	7,866
Ray Township	779	734	555
Richmond Township	691	629	505
Shelby Township	12,327	11,620	9,349
Washington Township	3,322	3,224	2,541

These same results may also be obtained via:

- Election Telephone Hotline: 586.469.5209.
- 24-Hour Fax (Within MI): 1.888.99.CLERK (request document number 6710).
- 24-Hour Fax (Outside of MI): 1.310.575.5035 (request document number 6710).

www.MCNTV.com

webmaster@mcntv.com

[Click here to return to race list](#)

THE 2002 VOTE

16th Circuit Court Judge (Incumbent)

Two 6-year terms

Precinct Breakdown

ONLY Macomb County Official Election Results

View [summary report](#).

	FREDERICK D. BALKWILL	PETER J. MACERONI	DEBORAH A. SERVITTO
Center Line			
001	66	284	331
002	48	171	211
003	77	292	311
004	39	193	217
005	39	201	195
901	87	412	460
Eastpointe			
001	81	331	379
002	69	309	319
003	87	416	470
004	92	391	465
005	101	360	391
006	57	239	253
007	128	364	451
008	97	306	340
009	71	287	325
010	86	268	305
011	65	313	353
012	85	376	417
013	99	357	423
014	123	426	483
901	202	983	1,024
902	51	156	164

Fraser			
001	76	268	259
002	99	426	415
003	115	504	539
004	84	347	358
005	26	147	153
006	110	402	438
007	70	217	234
901	60	367	373
902	47	255	261
Memphis			
001	38	127	139
Mt. Clemens			
001	49	232	251
002	74	390	399
003	70	282	284
004	71	245	265
005	48	132	189
006	84	252	267
008	64	223	235
009	60	282	285
010	33	139	142
901	132	582	602
New Baltimore			
001	76	301	296
002	149	230	327
003	212	820	797
004	104	367	374
Richmond City			
001	187	602	550
002	116	467	417
Roseville			
001	66	230	246
002	72	252	252
003	63	284	324
004	69	277	292
005	114	390	403
006	75	319	337
007	49	202	219
008	108	348	342

009	57	302	301
010	43	176	204
011	39	187	184
012	66	245	263
013	57	197	218
014	61	279	295
015	83	399	430
016	128	464	495
017	73	297	318
018	47	295	320
019	67	223	253
020	72	319	307
021	83	330	361
901	140	632	671
902	299	1,140	1,172

St. Clair Shores

001	123	551	571
002	82	413	443
003	100	393	438
004	95	283	295
005	125	519	493
006	116	472	504
007	45	217	215
008	103	509	499
009	87	261	280
010	134	636	657
011	127	675	685
012	139	553	588
013	62	267	261
014	75	251	254
015	118	490	544
016	126	461	490
017	112	576	612
018	117	387	443
019	96	337	360
020	66	307	323
021	85	385	422
022	97	364	345
023	86	481	446
024	104	487	518

901	570	2,453	2,426
902	503	2,414	2,436
Sterling Heights			
001	99	386	366
002	96	384	407
003	79	375	363
004	79	518	531
005	106	395	430
006	88	433	407
008	31	195	170
009	104	440	476
010	100	400	376
011	83	461	421
012	65	387	333
013	35	176	160
014	19	134	131
015	64	328	316
016	80	276	291
017	67	318	296
018	69	371	379
019	73	342	336
020	110	480	452
021	64	239	244
022	44	264	236
023	47	232	214
024	73	264	255
025	88	461	408
026	64	417	374
027	109	373	364
028	95	389	364
029	65	302	289
030	103	367	345
031	81	406	391
032	99	536	452
033	93	388	343
034	107	440	389
035	47	256	219
036	52	182	164
037	79	295	264
038	84	422	365

039	81	248	250
040	132	485	466
041	89	495	457
042	34	105	122
043	92	394	385
044	31	185	169
045	75	337	331
046	92	363	359
047	44	223	203
048	74	345	324
049	90	317	286
050	103	586	555
051	67	291	300
052	48	200	184
901	138	753	743
902	32	146	157
903	9	61	57
904	13	89	83
905	26	99	96
906	307	1,346	1,294
907	214	1,200	1,138
908	264	1,288	1,205
909	278	1,256	1,169
Utica			
001	43	112	126
002	86	292	277
003	48	170	165
901	55	258	237
Warren			
001	29	41	85
002	61	111	138
003	38	79	114
004	74	183	213
006	47	77	90
008	54	125	155
010	46	144	183
011	53	81	95
012	59	131	143
013	53	166	170
015	38	72	93

016	29	86	94
017	30	77	100
018	37	95	108
020	30	86	93
021	32	65	74
022	25	49	63
023	33	104	100
024	52	117	81
026	47	74	82
027	30	58	86
028	22	68	82
029	67	182	201
032	63	120	118
033	28	91	92
034	67	124	135
036	64	145	172
037	35	112	96
038	39	78	96
039	32	108	108
040	44	124	61
041	43	102	121
042	87	173	242
043	11	30	41
045	42	124	146
046	74	188	203
047	25	82	81
048	60	188	205
049	45	97	123
050	88	205	166
052	54	91	101
053	63	196	219
055	47	148	146
056	54	157	168
058	71	211	236
060	47	154	152
061	58	217	242
062	53	168	199
063	39	156	182
064	50	189	161
066	56	137	157

067	76	230	213
068	72	167	184
069	52	145	159
070	77	204	196
071	33	145	152
072	61	100	130
072A	36	81	106
073	63	174	182
074	103	291	324
076	69	200	218
078	30	170	173
080	61	198	220
081	22	83	98
082	52	195	203
084	80	205	247
085	67	201	190
086	56	270	297
088	53	137	166
090	53	160	165
092	33	129	153
093	74	190	226
094	89	278	266
096	45	151	173
097	60	184	233
098	43	163	144
099	25	91	100
099A	49	203	252
100	38	117	135
101	51	173	167
102	66	130	177
103	50	175	169
105	56	204	216
106	76	216	256
108	77	275	247
109	78	235	263
110	80	211	248
901	263	917	982
902	72	263	296
903	19	101	102
904	135	547	581

905	276	1,353	1,409
906	148	693	756
907	360	1,616	1,688
908	165	985	1,030
909	74	351	399

Armada Township

001	200	639	579
002	106	402	367

Bruce Township

001	64	298	304
002	136	547	477
003	90	396	365
004	65	211	213
901	103	419	399

Chesterfield Township

001	102	395	399
002	114	459	484
003	124	481	529
004	67	240	241
005	88	366	379
006	91	328	348
007	96	445	430
008	92	424	401
009	91	374	386
010	89	329	331
011	131	491	484
012	98	304	342
013	72	363	358
014	112	415	430
015	36	109	105
901	48	196	205
902	224	987	985

Clinton Township

001	61	282	269
002	39	150	152
003	80	238	263
004	54	220	220
005	60	177	232
006	74	328	346
007	66	196	193

008	80	234	268
009	59	205	218
010	68	323	315
011	66	259	268
012	40	159	180
013	97	257	287
014	37	146	142
015	58	271	274
016	66	244	263
017	79	272	307
018	55	284	308
019	59	282	277
020	55	227	246
021	45	141	164
022	74	284	278
023	84	475	467
024	59	221	264
025	72	317	314
026	107	438	447
027	60	255	271
028	37	118	150
029	73	483	485
030	79	295	306
031	85	298	312
032	45	201	174
033	106	324	384
034	40	136	137
035	74	417	412
036	82	332	325
037	96	382	384
038	55	319	304
039	53	259	278
040	84	408	405
041	49	310	320
042	56	218	245
043	27	144	147
044	67	379	376
045	55	353	368
046	35	162	158
901	70	303	293

902	231	902	874
903	44	172	184
904	335	1,650	1,624
905	61	241	254
906	382	1,682	1,642
907	142	627	660
908	113	525	528

Harrison Township

001	84	338	357
002	37	186	193
003	92	300	308
004	133	560	542
005	105	424	437
006	105	403	469
007	104	488	456
008	30	73	81
009	78	288	297
010	67	268	270
011	64	262	289
012	25	94	110
901	337	1,353	1,366

Lake Township

001	8	28	26
-----	---	----	----

Lenox Township

001	93	338	318
002	144	441	407
003	102	359	362

Macomb Township

001	110	402	380
002	61	298	285
003	71	386	380
004	106	524	508
005	97	403	387
006	56	279	281
007	105	462	475
008	49	198	200
009	94	408	411
010	68	225	236
011	84	423	404
012	80	460	475

013	80	385	381
014	90	409	404
015	41	229	234
016	97	405	415
017	76	349	330
018	42	228	247
019	59	189	205
020	106	398	408
021	84	536	524
022	82	375	395
023	92	445	440
024	74	315	293
901	260	1,085	1,156
902	323	1,213	1,216
Ray Township			
001	98	371	334
002	133	444	457
Richmond Township			
001	192	747	612
Shelby Township			
001	116	504	451
002	121	415	418
003	62	219	179
004	97	389	361
005	77	297	288
006	83	270	263
007	94	436	401
008	72	231	252
009	69	245	253
010	77	310	283
011	98	337	311
012	77	350	313
013	39	231	225
014	76	300	299
015	68	245	223
016	76	512	445
017	96	446	426
018	47	191	171
019	72	302	278
020	44	199	209

021	48	168	168
022	107	603	551
023	117	474	441
024	107	526	485
025	76	484	461
026	54	266	266
027	89	336	315
028	53	395	351
029	47	234	236
901	387	1,295	1,275
902	441	1,984	1,913
903	31	173	166
Washington Township			
001	88	231	174
002	87	385	366
003	120	233	276
004	118	295	240
005	59	414	365
006	192	374	509
008	191	506	339
901	278	1,152	1,054

These same results may also be obtained via:

- Election Telephone Hotline: 586.469.5209.
- 24-Hour Fax (Within MI): 1.888.99.CLERK (request document number 6710).
- 24-Hour Fax (Outside of MI): 1.310.575.5035 (request document number 6710).

www.MCNTV.com

webmaster@mcntv.com

[Click here to return to race list](#)

THE 2002 VOTE

16th Circuit Court Judge (Incumbent)

Two 6-year terms

Community Totals

ONLY Macomb County Official Election Results

View [summary report](#).

	FREDERICK D. BALKWILL	PETER J. MACERONI	DEBORAH A. SERVITTO
Center Line	356	1,553	1,725
Eastpointe	1,494	5,882	6,562
Fraser	687	2,933	3,030
Memphis	38	127	139
Mt. Clemens	685	2,759	2,919
New Baltimore	541	1,718	1,794
Richmond City	303	1,069	967
Roseville	1,931	7,787	8,207
St. Clair Shores	3,493	15,142	15,548
Sterling Heights	5,174	23,844	22,654
Utica	232	832	805
Warren	6,043	19,493	21,103
Armada Township	306	1,041	946
Bruce Township	458	1,871	1,758
Chesterfield Township	1,675	6,706	6,837
Clinton Township	4,330	18,525	18,962
Harrison Township	1,261	5,037	5,175
Lake Township	8	28	26
Lenox Township	339	1,138	1,087
Macomb Township	2,487	11,029	11,070
Ray Township	231	815	791
Richmond Township	192	747	612
Shelby Township	3,118	13,367	12,677
Washington Township	1,133	3,590	3,323

These same results may also be obtained via:

- Election Telephone Hotline: 586.469.5209.
- 24-Hour Fax (Within MI): 1.888.99.CLERK (request document number 6710).
- 24-Hour Fax (Outside of MI): 1.310.575.5035 (request document number 6710).

www.MCNTV.com

webmaster@mcntv.com

[Click here to return to race list](#)



16th Circuit Court Judge (Non-Incumbent)

One 6-year term

Precinct Breakdown

ONLY Macomb County Official Election Results

View [summary report](#).

	GEORGE G. CONSTANCE	DIANE M. DRUZINSKI
Center Line		
001	232	163
002	146	100
003	190	201
004	136	119
005	126	134
901	258	286
Eastpointe		
001	176	274
002	180	228
003	211	359
004	258	298
005	218	285
006	148	174
007	194	379
008	158	291
009	153	239
010	176	201
011	146	251
012	205	299
013	218	277
014	274	330
901	444	772
902	105	95

Fraser		
001	168	158
002	218	278
003	273	323
004	188	253
005	93	83
006	234	261
007	132	149
901	173	251
902	138	147
Memphis		
001	69	100
Mt. Clemens		
001	119	175
002	181	281
003	176	181
004	137	181
005	95	127
006	122	219
008	130	154
009	150	171
010	99	71
901	261	393
New Baltimore		
001	176	208
002	158	233
003	520	493
004	202	256
Richmond City		
001	330	408
002	274	275
Roseville		
001	141	163
002	152	177
003	159	222
004	152	202
005	242	281
006	173	253
007	108	153
008	202	265

009	167	198
010	105	136
011	122	104
012	146	192
013	117	149
014	151	205
015	239	269
016	277	335
017	211	187
018	166	206
019	138	157
020	171	218
021	204	255
901	297	479
902	621	753
St. Clair Shores		
001	287	424
002	223	287
003	182	331
004	179	192
005	265	358
006	270	339
007	95	181
008	266	346
009	155	188
010	336	442
011	338	485
012	300	420
013	139	182
014	159	170
015	233	402
016	278	361
017	265	432
018	260	277
019	151	294
020	177	203
021	208	294
022	210	241
023	218	347
024	283	373

901	1,160	1,791
902	1,255	1,597
Sterling Heights		
001	200	277
002	244	273
003	222	235
004	361	281
005	240	286
006	272	250
008	105	116
009	279	265
010	242	267
011	262	270
012	178	228
013	84	114
014	68	84
015	293	146
016	222	155
017	210	183
018	191	266
019	179	232
020	252	330
021	147	153
022	141	159
023	142	128
024	156	175
025	277	251
026	181	271
027	228	241
028	210	265
029	158	190
030	209	221
031	210	288
032	260	346
033	224	241
034	221	292
035	153	136
036	106	131
037	156	199
038	227	257

039	185	153
040	259	333
041	277	303
042	50	83
043	266	228
044	81	129
045	203	197
046	212	257
047	134	117
048	170	233
049	194	189
050	301	373
051	182	184
052	114	123
901	404	449
902	82	100
903	33	34
904	44	53
905	58	56
906	671	892
907	660	685
908	632	822
909	662	766
Utica		
001	69	88
002	151	199
003	108	124
901	131	167
Warren		
001	38	65
002	117	79
003	80	85
004	178	117
006	81	55
008	127	89
010	108	109
011	99	52
012	120	83
013	164	92
015	71	55

016	73	59
017	65	72
018	68	73
020	70	66
021	56	56
022	40	41
023	91	48
024	114	69
026	80	48
027	57	45
028	64	35
029	176	113
032	97	82
033	65	65
034	109	87
036	117	102
037	81	71
038	75	64
039	108	61
040	112	76
041	89	78
042	185	130
043	28	27
045	111	74
046	183	118
047	73	52
048	165	123
049	112	65
050	163	113
052	72	84
053	184	124
055	142	67
056	138	104
058	187	141
060	133	93
061	187	126
062	185	81
063	170	75
064	181	95
066	137	78

067	172	127
068	137	106
069	125	116
070	161	142
071	96	105
072	115	83
072A	97	47
073	157	105
074	251	200
076	168	123
078	127	110
080	192	110
081	74	47
082	175	107
084	159	154
085	170	139
086	219	158
088	116	104
090	152	87
092	110	69
093	188	130
094	242	134
096	135	91
097	220	74
098	140	76
099	89	43
099A	176	119
100	101	74
101	120	113
102	142	81
103	125	96
105	180	99
106	202	130
108	241	141
109	207	134
110	196	124
901	654	562
902	217	139
903	73	57
904	369	332

905	1,014	721
906	528	376
907	1,287	776
908	677	533
909	303	161
Armada Township		
001	510	333
002	276	223
Bruce Township		
001	183	171
002	310	291
003	248	206
004	141	125
901	252	213
Chesterfield Township		
001	230	274
002	235	345
003	329	286
004	122	172
005	210	250
006	165	252
007	253	283
008	206	306
009	211	256
010	167	228
011	289	299
012	176	238
013	235	196
014	253	294
015	52	94
901	100	139
902	504	674
Clinton Township		
001	155	190
002	87	95
003	160	174
004	122	137
005	124	168
006	174	237
007	135	116

008	118	198
009	154	117
010	134	242
011	175	161
012	74	126
013	187	191
014	80	108
015	156	163
016	168	154
017	160	196
018	175	184
019	173	170
020	130	165
021	80	113
022	158	196
023	262	307
024	123	162
025	169	231
026	228	294
027	122	203
028	84	105
029	205	369
030	149	224
031	177	191
032	118	108
033	202	243
034	81	96
035	241	268
036	159	244
037	212	261
038	114	253
039	160	168
040	208	269
041	165	220
042	115	170
043	95	78
044	215	251
045	195	216
046	63	118
901	147	192

902	453	583
903	101	102
904	828	1,090
905	135	152
906	723	1,251
907	306	453
908	281	338

Harrison Township

001	205	228
002	91	146
003	199	177
004	306	349
005	269	244
006	226	279
007	285	269
008	39	63
009	185	170
010	135	179
011	132	198
012	54	75
901	797	812

Lake Township

001	14	16
-----	----	----

Lenox Township

001	221	193
002	239	305
003	227	248

Macomb Township

001	231	264
002	159	196
003	165	272
004	260	377
005	216	259
006	164	178
007	206	392
008	87	167
009	199	277
010	154	142
011	182	290
012	238	309

013	205	238
014	217	270
015	104	169
016	266	231
017	155	262
018	117	170
019	83	168
020	234	260
021	248	354
022	193	273
023	207	334
024	182	195
901	590	701
902	635	798
Ray Township		
001	203	225
002	339	252
Richmond Township		
001	428	425
Shelby Township		
001	286	294
002	277	253
003	128	138
004	237	220
005	163	189
006	152	191
007	214	289
008	157	140
009	147	165
010	173	186
011	188	225
012	205	172
013	113	145
014	187	178
015	133	149
016	276	267
017	215	294
018	125	99
019	161	167
020	124	125

021	93	118
022	323	343
023	251	299
024	288	304
025	258	278
026	145	175
027	169	222
028	211	217
029	126	135
901	693	889
902	981	1,320
903	98	94
Washington Township		
001	149	109
002	169	260
003	220	126
004	168	196
005	250	146
006	200	355
008	321	203
901	651	617

These same results may also be obtained via:

- Election Telephone Hotline: 586.469.5209.
- 24-Hour Fax (Within MI): 1.888.99.CLERK (request document number 6710).
- 24-Hour Fax (Outside of MI): 1.310.575.5035 (request document number 6710).

www.MCNTV.com

webmaster@mcentv.com

[Click here to return to race list](#)

THE 2002 VOTE

16th Circuit Court Judge (Non-Incumbent)

One 6-year term

Community Totals

ONLY Macomb County Official Election Results

View [summary report](#).

	GEORGE G. CONSTANCE	DIANE M. DRUZINSKI
Center Line	1,088	1,003
Eastpointe	3,264	4,752
Fraser	1,617	1,903
Memphis	69	100
Mt. Clemens	1,470	1,953
New Baltimore	1,056	1,190
Richmond City	604	683
Roseville	4,461	5,559
St. Clair Shores	7,892	10,957
Sterling Heights	13,384	14,961
Utica	459	578
Warren	16,525	11,617
Armada Township	786	556
Bruce Township	1,134	1,006
Chesterfield Township	3,737	4,586
Clinton Township	9,915	12,811
Harrison Township	2,923	3,189
Lake Township	14	16
Lenox Township	687	746
Macomb Township	5,697	7,546
Ray Township	542	477
Richmond Township	428	425
Shelby Township	7,297	8,280
Washington Township	2,128	2,012

These same results may also be obtained via:

- Election Telephone Hotline: 586.469.5209.
- 24-Hour Fax (Within MI): 1.888.99.CLERK (request document number 6710).
- 24-Hour Fax (Outside of MI): 1.310.575.5035 (request document number 6710).

www.MCNTV.com

webmaster@mcntv.com

[Click here to return to race list](#)

THE 2002 VOTE

16th Circuit Court Judge (New Judgeships)

One 8-year term & One 6-year term

Precinct Breakdown

ONLY Macomb County Official Election Results

View [summary report](#).

	MICHAEL R. OSAER	KAY SCHWARZBERG	MATTHEW SWITALSKI	TONY VIVIANO
Center Line				
001	111	141	222	195
002	60	99	129	115
003	106	181	167	208
004	88	93	124	116
005	79	100	126	126
901	210	180	335	268
Eastpointe				
001	98	211	251	216
002	96	126	268	212
003	152	170	353	317
004	168	181	345	287
005	116	176	320	264
006	74	89	212	177
007	162	180	285	326
008	142	147	234	226
009	105	138	229	190
010	97	111	261	199
011	104	110	255	241
012	138	159	316	284
013	127	158	338	282
014	168	178	381	339
901	453	340	833	641
902	104	47	143	88

Fraser				
001	103	120	194	187
002	144	207	319	231
003	199	185	452	347
004	128	151	287	268
005	69	61	110	100
006	130	209	308	286
007	73	99	177	169
901	174	124	280	233
902	124	80	197	156
Memphis				
001	49	81	63	96
Mt. Clemens				
001	104	102	112	204
002	159	165	247	253
003	113	131	179	194
004	105	118	162	192
005	56	100	79	146
006	106	121	163	202
008	74	110	157	173
009	112	121	161	203
010	69	56	95	94
901	291	224	338	421
New Baltimore				
001	122	145	206	186
002	164	138	170	198
003	334	418	514	491
004	133	189	242	259
Richmond City				
001	205	313	359	399
002	184	201	269	281
Roseville				
001	79	90	225	170
002	78	87	216	237
003	84	128	276	200
004	86	98	269	216
005	129	156	402	299
006	84	109	295	293
007	75	91	183	137
008	126	165	304	259

009	99	98	267	223
010	65	70	166	152
011	53	66	166	152
012	69	116	248	184
013	59	84	217	172
014	104	98	253	235
015	128	163	360	304
016	195	181	448	346
017	85	102	295	254
018	119	117	252	209
019	81	101	207	172
020	78	113	294	250
021	99	153	299	298
901	240	193	628	473
902	461	382	1,119	784

St. Clair Shores

001	260	242	336	417
002	214	174	252	258
003	172	195	277	282
004	128	116	184	226
005	243	201	287	395
006	247	232	287	313
007	97	117	118	152
008	212	171	325	404
009	130	119	166	206
010	389	238	353	487
011	339	282	400	485
012	261	230	359	430
013	128	109	151	200
014	132	117	169	170
015	209	231	310	419
016	198	209	336	384
017	245	299	328	467
018	249	174	211	332
019	158	153	234	266
020	138	111	209	263
021	232	139	213	350
022	191	144	205	298
023	198	191	262	384
024	172	176	383	469

901	1,360	989	1,406	1,779
902	1,306	996	1,401	1,736
Sterling Heights				
001	129	180	286	240
002	157	165	336	251
003	148	137	274	248
004	215	195	377	293
005	159	173	322	267
006	179	133	362	283
008	91	57	126	122
009	204	222	318	242
010	167	173	299	272
011	182	140	339	318
012	129	115	235	257
013	64	77	122	84
014	49	49	93	75
015	121	110	258	251
016	95	121	219	199
017	149	118	231	180
018	118	148	284	286
019	139	120	248	242
020	212	197	289	342
021	107	126	157	131
022	112	94	158	166
023	98	89	161	144
024	119	108	188	170
025	206	192	280	257
026	138	161	294	247
027	137	143	305	256
028	157	158	285	256
029	117	134	198	151
030	160	150	241	243
031	157	141	319	267
032	249	192	289	338
033	208	148	230	241
034	171	197	278	259
035	98	104	165	155
036	74	75	133	133
037	126	131	201	165
038	194	150	272	281

039	116	124	164	180
040	196	182	347	343
041	243	168	305	310
042	44	56	73	77
043	160	134	314	284
044	69	64	107	130
045	188	151	193	187
046	146	170	257	239
047	76	87	161	131
048	134	120	223	248
049	158	141	211	179
050	228	221	354	417
051	129	104	223	189
052	88	71	142	126
901	383	211	562	428
902	66	59	125	86
903	29	15	48	33
904	51	21	61	56
905	69	26	67	57
906	698	491	933	819
907	502	358	908	753
908	616	411	954	814
909	719	424	859	735

Utica

001	72	66	83	75
002	166	112	179	194
003	84	83	127	104
901	135	96	175	153

Warren

001	26	28	60	65
002	70	85	88	79
003	68	73	74	57
004	92	121	152	131
006	38	40	64	67
008	58	81	104	97
010	95	93	101	129
011	47	59	67	83
012	80	70	94	108
013	88	67	122	162
015	45	62	49	57

016	34	58	68	60
017	44	49	59	65
018	49	48	70	74
020	48	50	52	60
021	33	46	45	52
022	26	39	38	43
023	57	43	66	85
024	54	77	78	90
026	41	59	70	57
027	44	39	46	45
028	43	27	40	66
029	89	107	131	143
032	76	72	86	89
033	44	49	63	70
034	65	76	96	106
036	95	70	115	110
037	59	53	82	82
038	47	57	69	54
039	63	47	70	89
040	64	61	86	83
041	66	65	43	81
042	118	116	138	148
043	15	20	19	33
045	61	55	70	103
046	116	82	134	179
047	46	46	61	54
048	100	97	136	139
049	53	50	89	98
050	137	67	139	133
052	46	53	89	83
053	117	77	147	195
055	59	56	115	126
056	95	65	110	128
058	114	103	148	156
060	73	55	124	139
061	100	85	180	157
062	92	83	122	126
063	89	64	117	112
064	87	61	128	148
066	79	63	103	112

067	113	72	153	163
068	87	87	111	121
069	76	81	110	131
070	108	111	142	154
071	86	50	63	137
072	63	60	74	90
072A	61	48	52	87
073	94	78	136	133
074	154	129	194	286
076	109	78	140	142
078	64	63	122	113
080	106	71	149	161
081	43	41	68	62
082	110	76	130	144
084	102	113	159	151
085	109	86	158	144
086	152	101	149	206
088	73	66	113	125
090	83	74	112	123
092	47	50	107	119
093	102	92	129	225
094	133	142	164	166
096	69	60	123	103
097	121	55	158	207
098	98	39	97	137
099	58	32	58	67
099A	98	80	148	168
100	57	60	93	78
101	94	75	96	138
102	100	94	97	99
103	75	85	107	122
105	96	85	139	143
106	120	71	177	202
108	162	113	150	183
109	136	95	167	178
110	117	107	159	162
901	475	383	735	594
902	135	123	186	189
903	57	46	56	72
904	297	248	383	333

905	687	500	1,029	854
906	367	213	534	471
907	893	583	1,121	971
908	461	323	702	621
909	175	135	269	236

Armada Township

001	304	302	384	413
002	166	192	256	269

Bruce Township

001	108	144	174	184
002	245	201	264	371
003	191	193	196	212
004	83	111	119	150
901	224	185	222	226

Chesterfield Township

001	170	203	224	265
002	145	246	314	297
003	202	210	340	326
004	96	112	131	178
005	154	190	230	235
006	112	176	221	213
007	157	189	281	281
008	165	210	242	280
009	152	199	232	219
010	129	166	211	202
011	194	212	298	325
012	108	178	195	241
013	155	145	234	209
014	143	202	285	304
015	36	67	64	76
901	72	99	118	145
902	480	464	579	627

Clinton Township

001	117	117	181	198
002	50	73	99	105
003	78	116	191	215
004	102	97	111	158
005	81	109	134	143
006	129	154	218	235
007	81	68	141	184

008	95	125	173	191
009	85	92	148	159
010	101	125	226	256
011	102	98	185	225
012	61	76	110	119
013	127	147	183	182
014	61	75	97	107
015	111	101	205	181
016	127	105	170	180
017	97	147	194	194
018	93	126	222	207
019	90	100	197	265
020	92	116	160	150
021	69	76	99	105
022	91	141	186	213
023	184	163	318	355
024	69	113	172	179
025	129	141	199	217
026	174	172	272	348
027	94	109	196	186
028	42	81	78	118
029	180	177	310	313
030	95	130	223	220
031	108	116	211	258
032	96	68	117	135
033	157	171	244	238
034	46	72	87	112
035	178	154	273	309
036	142	140	182	274
037	180	152	252	266
038	108	122	183	228
039	90	112	190	177
040	136	169	240	308
041	145	147	183	176
042	76	104	147	163
043	70	47	91	107
044	137	141	215	314
045	135	117	209	259
046	55	78	88	100
901	140	117	214	199

902	403	345	597	674
903	83	65	121	138
904	668	589	1,160	1,232
905	100	99	189	174
906	834	669	1,112	1,115
907	296	272	474	383
908	266	211	349	367

Harrison Township

001	124	161	234	250
002	64	87	108	146
003	125	155	168	205
004	174	260	337	384
005	153	160	293	304
006	166	183	261	333
007	208	186	279	298
008	34	41	58	46
009	114	118	208	207
010	101	133	170	164
011	109	128	170	175
012	34	56	62	69
901	684	485	922	968

Lake Township

001	11	10	16	13
-----	----	----	----	----

Lenox Township

001	159	158	190	202
002	175	242	266	291
003	115	194	227	261

Macomb Township

001	181	152	252	308
002	134	142	191	165
003	128	189	235	235
004	269	187	336	333
005	183	161	242	296
006	139	100	165	167
007	255	201	269	299
008	74	77	145	158
009	203	160	207	278
010	107	126	131	148
011	145	198	271	246
012	172	177	317	315

013	179	144	247	272
014	246	136	257	223
015	96	102	152	138
016	164	151	271	326
017	142	135	205	225
018	98	131	133	153
019	106	118	104	138
020	156	167	252	295
021	217	206	280	391
022	201	149	216	272
023	181	203	268	307
024	126	150	205	200
901	605	439	701	669
902	715	529	754	732
Ray Township				
001	165	165	213	258
002	231	173	312	352
Richmond Township				
001	277	297	393	489
Shelby Township				
001	256	168	279	342
002	269	202	227	252
003	113	101	111	135
004	190	118	247	267
005	128	117	191	209
006	124	155	162	156
007	254	153	239	247
008	141	96	142	166
009	134	121	122	158
010	160	126	173	191
011	167	172	180	203
012	178	121	196	200
013	124	90	120	158
014	145	131	156	197
015	134	101	122	163
016	247	134	251	364
017	224	165	211	332
018	114	68	81	147
019	143	109	157	196
020	82	94	130	134

021	86	95	94	104
022	350	213	325	326
023	231	178	255	331
024	263	156	309	369
025	266	154	251	327
026	129	118	204	153
027	124	126	221	227
028	156	103	300	225
029	100	82	116	153
901	888	529	847	711
902	1,318	780	1,097	1,112
903	108	48	98	112
Washington Township				
001	132	109	96	147
002	152	189	292	197
003	125	105	215	206
004	190	128	166	205
005	231	175	152	186
006	180	272	337	276
008	193	156	343	379
901	699	436	588	681

These same results may also be obtained via:

- Election Telephone Hotline: 586.469.5209.
- 24-Hour Fax (Within MI): 1.888.99.CLERK (request document number 6710).
- 24-Hour Fax (Outside of MI): 1.310.575.5035 (request document number 6710).

www.MCNTV.com

webmaster@mcntv.com

[Click here to return to race list](#)

THE 2002 VOTE

16th Circuit Court Judge (New Judgeships)

One 8-year term & One 6-year term

Community Totals

ONLY Macomb County Official Election Results

View [summary report](#).

	MICHAEL R. OSAER	KAY SCHWARZBERG	MATTHEW SWITALSKI	TONY VIVIANO
Center Line	654	794	1,103	1,028
Eastpointe	2,304	2,521	5,024	4,289
Fraser	1,144	1,236	2,324	1,977
Memphis	49	81	63	96
Mt. Clemens	1,189	1,248	1,693	2,082
New Baltimore	753	890	1,132	1,134
Richmond City	389	514	628	680
Roseville	2,676	2,961	7,389	6,019
St. Clair Shores	7,608	6,355	9,162	11,572
Sterling Heights	10,443	8,932	16,763	15,133
Utica	457	357	564	526
Warren	10,468	8,643	14,136	14,519
Armada Township	470	494	640	682
Bruce Township	851	834	975	1,143
Chesterfield Township	2,670	3,268	4,199	4,423
Clinton Township	7,656	7,747	12,526	13,614
Harrison Township	2,090	2,153	3,270	3,549
Lake Township	11	10	16	13
Lenox Township	449	594	683	754
Macomb Township	5,222	4,630	6,806	7,289
Ray Township	396	338	525	610
Richmond Township	277	297	393	489
Shelby Township	7,346	5,124	7,614	8,367
Washington Township	1,902	1,570	2,189	2,277

These same results may also be obtained via:

- Election Telephone Hotline: 586.469.5209.
- 24-Hour Fax (Within MI): 1.888.99.CLERK (request document number 6710).
- 24-Hour Fax (Outside of MI): 1.310.575.5035 (request document number 6710).

www.MCNTV.com

webmaster@mcntv.com

[Click here to return to race list](#)



Probate Court Judge (Non-Incumbent)

One 6-year term

Precinct Breakdown

ONLY Macomb County Official Election Results

View [summary report](#).

	NICK CIARAMITARO	KATHRYN GEORGE
Center Line		
001	165	215
002	100	146
003	148	239
004	114	130
005	116	143
901	224	310
Eastpointe		
001	263	191
002	246	156
003	355	220
004	364	214
005	308	202
006	204	124
007	305	254
008	251	184
009	236	157
010	256	126
011	281	136
012	332	183
013	335	195
014	372	242
901	842	429
902	138	69

Fraser		
001	183	134
002	261	202
003	351	240
004	235	188
005	110	60
006	258	200
007	127	121
901	223	173
902	144	118
Memphis		
001	78	99
Mt. Clemens		
001	145	165
002	199	275
003	162	195
004	132	197
005	96	129
006	153	185
008	140	141
009	148	175
010	75	89
901	314	383
New Baltimore		
001	189	183
002	182	203
003	523	474
004	209	256
Richmond City		
001	323	423
002	271	281
Roseville		
001	226	104
002	240	123
003	272	150
004	285	97
005	350	216
006	292	164
007	183	103
008	316	185

009	268	128
010	157	105
011	154	85
012	242	132
013	183	116
014	271	129
015	344	209
016	430	239
017	296	130
018	247	155
019	208	125
020	289	134
021	284	191
901	595	268
902	1,031	496
St. Clair Shores		
001	368	342
002	314	193
003	268	248
004	202	165
005	351	292
006	362	254
007	146	123
008	383	265
009	193	177
010	462	352
011	428	389
012	374	339
013	170	174
014	193	151
015	334	310
016	361	284
017	359	362
018	309	245
019	223	224
020	233	163
021	281	247
022	273	181
023	302	254
024	414	264

901	1,546	1,466
902	1,544	1,416
Sterling Heights		
001	182	295
002	232	285
003	213	251
004	295	334
005	203	324
006	266	279
008	89	125
009	235	314
010	194	313
011	214	360
012	191	243
013	77	129
014	69	94
015	189	223
016	132	225
017	206	180
018	177	282
019	187	228
020	230	361
021	150	154
022	146	168
023	131	156
024	128	209
025	232	292
026	193	278
027	234	248
028	182	300
029	178	191
030	198	261
031	257	243
032	278	335
033	244	226
034	222	301
035	128	169
036	102	134
037	166	184
038	232	267

039	151	185
040	256	352
041	300	279
042	65	78
043	244	262
044	89	133
045	180	243
046	183	280
047	110	147
048	188	230
049	192	200
050	302	398
051	155	212
052	108	143
901	386	506
902	79	111
903	26	43
904	50	56
905	57	65
906	724	918
907	631	788
908	592	935
909	627	861
Utica		
001	69	90
002	145	196
003	98	124
901	132	166
Warren		
001	37	66
002	82	89
003	63	93
004	150	130
006	64	66
008	91	95
010	92	120
011	72	59
012	102	80
013	130	101
015	62	53

016	77	44
017	59	66
018	61	66
020	53	59
021	48	52
022	42	43
023	84	55
024	91	80
026	61	48
027	51	48
028	57	40
029	138	132
032	92	76
033	75	52
034	104	86
036	125	95
037	69	74
038	66	59
039	85	72
040	96	76
041	81	84
042	153	143
043	24	20
045	74	86
046	140	135
047	60	50
048	122	134
049	100	52
050	128	126
052	72	76
053	144	137
055	108	89
056	90	125
058	143	152
060	103	87
061	163	116
062	125	98
063	92	114
064	132	89
066	95	87

067	144	134
068	104	119
069	97	137
070	122	146
071	68	114
072	74	106
072A	72	68
073	104	150
074	165	244
076	114	138
078	105	103
080	132	127
081	62	56
082	122	124
084	120	164
085	136	128
086	152	204
088	83	108
090	97	106
092	89	71
093	132	149
094	172	149
096	85	110
097	158	111
098	105	84
099	48	61
099A	111	159
100	79	71
101	94	121
102	99	105
103	104	102
105	127	118
106	123	172
108	180	159
109	151	153
110	143	137
901	511	679
902	137	202
903	64	64
904	283	423

905	727	912
906	370	494
907	882	1,088
908	547	624
909	205	247
Armada Township		
001	390	379
002	200	285
Bruce Township		
001	137	200
002	249	332
003	194	242
004	100	157
901	188	281
Chesterfield Township		
001	254	242
002	270	306
003	327	282
004	138	158
005	269	195
006	224	196
007	286	246
008	250	265
009	251	209
010	190	201
011	336	262
012	179	232
013	267	160
014	273	278
015	50	89
901	112	128
902	572	602
Clinton Township		
001	166	166
002	84	101
003	188	153
004	115	147
005	111	173
006	192	230
007	153	101

008	133	194
009	164	117
010	189	201
011	199	136
012	107	96
013	208	176
014	83	100
015	180	151
016	168	156
017	203	160
018	196	157
019	223	136
020	147	155
021	78	114
022	178	177
023	286	269
024	153	152
025	210	171
026	256	281
027	162	152
028	69	126
029	296	242
030	198	169
031	224	159
032	108	116
033	232	230
034	84	88
035	252	255
036	196	192
037	254	214
038	156	182
039	185	139
040	245	240
041	188	190
042	130	156
043	94	73
044	219	231
045	199	212
046	75	107
901	183	168

902	482	590
903	109	99
904	948	961
905	154	149
906	951	1,023
907	419	340
908	307	318

Harrison Township

001	230	208
002	100	128
003	214	161
004	305	330
005	266	233
006	250	266
007	298	231
008	49	56
009	178	183
010	140	185
011	164	156
012	64	62
901	775	842

Lake Township

001	12	17
-----	----	----

Lenox Township

001	205	195
002	257	299
003	230	239

Macomb Township

001	237	245
002	174	184
003	201	233
004	332	281
005	225	252
006	172	151
007	282	284
008	131	130
009	208	255
010	152	148
011	198	276
012	275	250

013	221	216
014	271	200
015	120	147
016	259	229
017	185	223
018	140	139
019	100	145
020	271	223
021	273	337
022	227	218
023	231	277
024	192	173
901	563	765
902	724	728
Ray Township		
001	166	268
002	259	345
Richmond Township		
001	346	468
Shelby Township		
001	283	285
002	265	254
003	109	159
004	244	203
005	174	180
006	154	176
007	201	275
008	136	158
009	106	201
010	180	168
011	170	237
012	192	172
013	97	151
014	195	160
015	123	159
016	270	256
017	229	275
018	99	109
019	137	180
020	125	127

021	79	130
022	329	318
023	237	314
024	289	292
025	248	277
026	131	193
027	173	205
028	229	192
029	139	121
901	724	842
902	958	1,322
903	95	89
Washington Township		
001	133	109
002	176	250
003	184	144
004	147	201
005	222	146
006	221	309
008	352	181
901	595	693

These same results may also be obtained via:

- Election Telephone Hotline: 586.469.5209.
- 24-Hour Fax (Within MI): 1.888.99.CLERK (request document number 6710).
- 24-Hour Fax (Outside of MI): 1.310.575.5035 (request document number 6710).

www.MCNTV.com

webmaster@mcentv.com

[Click here to return to race list](#)

THE 2002 VOTE

Probate Court Judge (Non-Incumbent)

One 6-year term

Community Totals

ONLY Macomb County Official Election Results

View [summary report](#).

	NICK CIARAMITARO	KATHRYN GEORGE
Center Line	867	1,183
Eastpointe	5,088	3,082
Fraser	1,892	1,436
Memphis	78	99
Mt. Clemens	1,564	1,934
New Baltimore	1,103	1,116
Richmond City	594	704
Roseville	7,163	3,784
St. Clair Shores	10,393	8,880
Sterling Heights	12,677	16,386
Utica	444	576
Warren	12,427	13,516
Armada Township	590	664
Bruce Township	868	1,212
Chesterfield Township	4,248	4,051
Clinton Township	11,489	11,291
Harrison Township	3,033	3,041
Lake Township	12	17
Lenox Township	692	733
Macomb Township	6,364	6,709
Ray Township	425	613
Richmond Township	346	468
Shelby Township	7,120	8,180
Washington Township	2,030	2,033

These same results may also be obtained via:

- Election Telephone Hotline: 586.469.5209.
- 24-Hour Fax (Within MI): 1.888.99.CLERK (request document number 6710).
- 24-Hour Fax (Outside of MI): 1.310.575.5035 (request document number 6710).

www.MCNTV.com

webmaster@mcntv.com

[Click here to return to race list](#)

THE 2002 VOTE

37th District Court Judge (Non-Incumbent)

One 6-year term

Precinct Breakdown

ONLY Macomb County Official Election Results

View [summary report](#).

	JENNIFER FAUNCE
Center Line	
001	341
002	215
003	361
004	236
005	221
901	478
Warren	
001	51
002	133
003	105
004	202
006	94
008	160
010	154
011	105
012	149
013	171
015	93
016	88
017	95
018	108
020	91
021	85

022	57
023	101
024	145
026	84
027	82
028	66
029	205
032	130
033	92
034	138
036	166
037	101
038	96
039	106
040	132
041	118
042	232
043	34
045	127
046	215
047	88
048	212
049	135
050	199
052	106
053	240
055	173
056	183
058	237
060	171
061	239
062	203
063	198
064	220
066	180
067	273
068	188
069	154
070	210
071	143

072	134
072A	77
073	192
074	339
076	226
078	202
080	254
081	86
082	216
084	263
085	231
086	335
088	179
090	204
092	153
093	267
094	337
096	195
097	272
098	186
099	104
099A	254
100	140
101	205
102	177
103	189
105	234
106	304
108	328
109	293
110	288
901	1,077
902	321
903	114
904	615
905	1,564
906	786
907	1,891
908	1,079
909	403

These same results may also be obtained via:

- Election Telephone Hotline: 586.469.5209.
- 24-Hour Fax (Within MI): 1.888.99.CLERK (request document number 6710).
- 24-Hour Fax (Outside of MI): 1.310.575.5035 (request document number 6710).

www.MCNTV.com

webmaster@mcntv.com

[Click here to return to race list](#)



37th District Court Judge (Non-Incumbent)

One 6-year term

Community Totals

ONLY Macomb County Official Election Results

View [summary report](#).

	JENNIFER FAUNCE
Center Line	1,852
Warren	22,777

These same results may also be obtained via:

- Election Telephone Hotline: 586.469.5209.
- 24-Hour Fax (Within MI): 1.888.99.CLERK (request document number 6710).
- 24-Hour Fax (Outside of MI): 1.310.575.5035 (request document number 6710).

www.MCNTV.com

webmaster@mcntv.com

[Click here to return to race list](#)



39th District Court Judge (Incumbent)

One 6-year term

Precinct Breakdown

ONLY Macomb County Official Election Results

View [summary report](#).

JOSEPH F. BOEDEKER	
Fraser	
001	293
002	429
003	545
004	385
005	151
006	429
007	244
901	333
902	256
Roseville	
001	261
002	280
003	316
004	288
005	452
006	374
007	235
008	396
009	348
010	212
011	202
012	311
013	257

014	334
015	435
016	556
017	348
018	336
019	257
020	337
021	382
901	712
902	1,296

These same results may also be obtained via:

- Election Telephone Hotline: 586.469.5209.
- 24-Hour Fax (Within MI): 1.888.99.CLERK (request document number 6710).
- 24-Hour Fax (Outside of MI): 1.310.575.5035 (request document number 6710).

www.MCNTV.com

webmaster@mcntv.com

[Click here to return to race list](#)



39th District Court Judge (Incumbent)

One 6-year term

Community Totals

ONLY Macomb County Official Election Results

View [summary report](#).

	JOSEPH F. BOEDEKER
Fraser	3,065
Roseville	8,925

These same results may also be obtained via:

- Election Telephone Hotline: 586.469.5209.
- 24-Hour Fax (Within MI): 1.888.99.CLERK (request document number 6710).
- 24-Hour Fax (Outside of MI): 1.310.575.5035 (request document number 6710).

www.MCNTV.com

webmaster@mcntv.com

[Click here to return to race list](#)

THE 2002 VOTE

39th District Court Judge (Incumbent)

One partial term ending 1/1/2005

Precinct Breakdown

ONLY Macomb County Official Election Results

View [summary report](#).

	PETER H. MYTNYK	CATHERINE B. STEENLAND
Fraser		
001	160	217
002	329	246
003	356	345
004	245	256
005	101	99
006	296	269
007	162	150
901	263	216
902	185	125
Roseville		
001	183	143
002	193	170
003	151	276
004	146	255
005	257	319
006	195	266
007	135	144
008	269	246
009	185	230
010	133	140
011	136	117
012	147	236
013	144	166

014	241	198
015	272	313
016	348	345
017	172	278
018	176	249
019	175	158
020	191	235
021	223	270
901	414	443
902	799	746

These same results may also be obtained via:

- Election Telephone Hotline: 586.469.5209.
- 24-Hour Fax (Within MI): 1.888.99.CLERK (request document number 6710).
- 24-Hour Fax (Outside of MI): 1.310.575.5035 (request document number 6710).

www.MCNTV.com

webmaster@mcntv.com

[Click here to return to race list](#)



39th District Court Judge (Incumbent)

One partial term ending 1/1/2005

Community Totals

ONLY Macomb County Official Election Results

View [summary report](#).

	PETER H. MYTNYK	CATHERINE B. STEENLAND
Fraser	2,097	1,923
Roseville	5,285	5,943

These same results may also be obtained via:

- Election Telephone Hotline: 586.469.5209.
- 24-Hour Fax (Within MI): 1.888.99.CLERK (request document number 6710).
- 24-Hour Fax (Outside of MI): 1.310.575.5035 (request document number 6710).

www.MCNTV.com

webmaster@mcntv.com

[Click here to return to race list](#)



40th District Court Judge (Incumbent)

One 6-year term

Precinct Breakdown

ONLY Macomb County Official Election Results

View [summary report](#).

JOSEPH CRAIGEN OSTER	
St. Clair Shores	
001	616
002	462
003	458
004	326
005	560
006	522
007	243
008	592
009	324
010	734
011	798
012	646
013	314
014	320
015	623
016	570
017	657
018	485
019	389
020	344
021	477
022	402
023	511

024	578
901	2,663
902	2,598

These same results may also be obtained via:

- Election Telephone Hotline: 586.469.5209.
- 24-Hour Fax (Within MI): 1.888.99.CLERK (request document number 6710).
- 24-Hour Fax (Outside of MI): 1.310.575.5035 (request document number 6710).

www.MCNTV.com

webmaster@mcntv.com

[Click here to return to race list](#)



40th District Court Judge (Incumbent)

One 6-year term

Community Totals

ONLY Macomb County Official Election Results

View [summary report](#).

	JOSEPH CRAIGEN OSTER
St. Clair Shores	17,212

These same results may also be obtained via:

- Election Telephone Hotline: 586.469.5209.
- 24-Hour Fax (Within MI): 1.888.99.CLERK (request document number 6710).
- 24-Hour Fax (Outside of MI): 1.310.575.5035 (request document number 6710).

www.MCNTV.com

webmaster@mcntv.com

[Click here to return to race list](#)



41A District Court Judge (Incumbent)

One 6-year term

Precinct Breakdown

ONLY Macomb County Official Election Results

View [summary report](#).

	MICHAEL S. MACERONI
Sterling Heights	
001	418
002	438
003	404
004	543
005	460
006	475
008	193
009	496
010	431
011	465
012	389
013	192
014	139
015	353
016	308
017	321
018	421
019	384
020	499
021	267
022	269
023	237
024	311

025	465
026	422
027	425
028	425
029	314
030	405
031	430
032	535
033	409
034	455
035	272
036	213
037	305
038	412
039	293
040	560
041	513
042	128
043	450
044	206
045	363
046	409
047	232
048	361
049	334
050	614
051	311
052	217
901	759
902	162
903	58
904	90
905	103
906	1,360
907	1,181
908	1,328
909	1,273
Utica	
001	134
002	316

003	187
901	259
Macomb Township	
001	434
002	309
003	394
004	555
005	432
006	293
007	492
008	237
009	410
010	265
011	416
012	466
013	390
014	440
015	225
016	442
017	369
018	259
019	223
020	435
021	536
022	410
023	460
024	318
901	1,126
902	1,224
Shelby Township	
001	488
002	458
003	236
004	403
005	310
006	304
007	420
008	255
009	283
010	312

011	394
012	329
013	224
014	306
015	244
016	465
017	484
018	203
019	294
020	222
021	190
022	584
023	462
024	528
025	479
026	286
027	347
028	364
029	224
901	1,336
902	1,927
903	161

These same results may also be obtained via:

- Election Telephone Hotline: 586.469.5209.
- 24-Hour Fax (Within MI): 1.888.99.CLERK (request document number 6710).
- 24-Hour Fax (Outside of MI): 1.310.575.5035 (request document number 6710).

www.MCNTV.com

webmaster@mcntv.com

[Click here to return to race list](#)



41A District Court Judge (Incumbent)

One 6-year term

Community Totals

ONLY Macomb County Official Election Results

View [summary report](#).

	MICHAEL S. MACERONI
Sterling Heights	25,205
Utica	896
Macomb Township	11,560
Shelby Township	13,522

These same results may also be obtained via:

- Election Telephone Hotline: 586.469.5209.
- 24-Hour Fax (Within MI): 1.888.99.CLERK (request document number 6710).
- 24-Hour Fax (Outside of MI): 1.310.575.5035 (request document number 6710).

www.MCNTV.com

webmaster@mcntv.com

[Click here to return to race list](#)



41B District Court Judge (Incumbent)

One 6-year term

Precinct Breakdown

ONLY Macomb County Official Election Results

View [summary report](#).

	LINDA DAVIS
Mt. Clemens	
001	287
002	377
003	299
004	273
005	201
006	289
008	261
009	282
010	142
901	610
Clinton Township	
001	270
002	150
003	276
004	227
005	242
006	333
007	203
008	276
009	227
010	292
011	274
012	168

013	317
014	132
015	269
016	289
017	295
018	305
019	248
020	249
021	162
022	290
023	458
024	257
025	310
026	427
027	259
028	162
029	443
030	302
031	296
032	186
033	371
034	163
035	392
036	324
037	367
038	271
039	282
040	403
041	321
042	225
043	137
044	380
045	330
046	151
901	288
902	879
903	184
904	1,526
905	256
906	1,580

907	628
908	510
Harrison Township	
001	357
002	188
003	315
004	510
005	428
006	439
007	426
008	84
009	291
010	264
011	260
012	100
901	1,329

These same results may also be obtained via:

- Election Telephone Hotline: 586.469.5209.
- 24-Hour Fax (Within MI): 1.888.99.CLERK (request document number 6710).
- 24-Hour Fax (Outside of MI): 1.310.575.5035 (request document number 6710).

www.MCNTV.com

webmaster@mcntv.com

[Click here to return to race list](#)



41B District Court Judge (Incumbent)

One 6-year term

Community Totals

ONLY Macomb County Official Election Results

View [summary report](#).

	LINDA DAVIS
Mt. Clemens	3,021
Clinton Township	18,562
Harrison Township	4,991

These same results may also be obtained via:

- Election Telephone Hotline: 586.469.5209.
- 24-Hour Fax (Within MI): 1.888.99.CLERK (request document number 6710).
- 24-Hour Fax (Outside of MI): 1.310.575.5035 (request document number 6710).

www.MCNTV.com

webmaster@mcntv.com

[Click here to return to race list](#)

THE 2002 VOTE

42nd District 1st Division Court Judge (Non-Incumbent)

One 6-year term

Precinct Breakdown

ONLY Macomb County Official Election Results

View [summary report](#).

	MARK L. CLARK	DENIS R. LEDUC
Memphis		
001	49	156
Richmond City		
001	242	588
002	124	502
Armada Township		
001	299	645
002	153	421
Bruce Township		
001	189	293
002	207	567
003	170	410
004	85	250
901	188	381
Ray Township		
001	145	372
002	213	453
Richmond Township		
001	278	700
Washington Township		
001	170	225
002	105	433
003	158	303

004	131	293
005	191	361
006	140	535
008	213	469
901	415	1,010

These same results may also be obtained via:

- Election Telephone Hotline: 586.469.5209.
- 24-Hour Fax (Within MI): 1.888.99.CLERK (request document number 6710).
- 24-Hour Fax (Outside of MI): 1.310.575.5035 (request document number 6710).

www.MCNTV.com

webmaster@mcntv.com

[Click here to return to race list](#)



42nd District 1st Division Court Judge (Non-Incumbent)

One 6-year term

Community Totals

ONLY Macomb County Official Election Results

View [summary report](#).

	MARK L. CLARK	DENIS R. LEDUC
Memphis	49	156
Richmond City	366	1,090
Armada Township	452	1,066
Bruce Township	839	1,901
Ray Township	358	825
Richmond Township	278	700
Washington Township	1,523	3,629

These same results may also be obtained via:

- Election Telephone Hotline: 586.469.5209.
- 24-Hour Fax (Within MI): 1.888.99.CLERK (request document number 6710).
- 24-Hour Fax (Outside of MI): 1.310.575.5035 (request document number 6710).

www.MCNTV.com

webmaster@mcntv.com

[Click here to return to race list](#)



Bruce Twp. Trustee
One partial term ending 11/20/2004
Precinct Breakdown
ONLY Macomb County Official Election Results

View [summary report](#).

	GEORGE ADAMS (REP)
Bruce Township	
001	373
002	707
003	464
004	294
901	458

These same results may also be obtained via:

- Election Telephone Hotline: 586.469.5209.
- 24-Hour Fax (Within MI): 1.888.99.CLERK (request document number 6710).
- 24-Hour Fax (Outside of MI): 1.310.575.5035 (request document number 6710).

www.MCNTV.com

webmaster@mcntv.com

[Click here to return to race list](#)



Bruce Twp. Trustee
One partial term ending 11/20/2004
Community Totals
ONLY Macomb County Official Election Results

View [summary report](#).

	GEORGE ADAMS (REP)
Bruce Township	2,296

These same results may also be obtained via:

- Election Telephone Hotline: 586.469.5209.
- 24-Hour Fax (Within MI): 1.888.99.CLERK (request document number 6710).
- 24-Hour Fax (Outside of MI): 1.310.575.5035 (request document number 6710).

www.MCNTV.com

webmaster@mcntv.com

[Click here to return to race list](#)



Harrison Twp. Trustee
One partial term ending 11/20/2004
Precinct Breakdown
ONLY Macomb County Official Election Results

View [summary report](#).

	GERALD DENEWETH (DEM)	MICHAEL RICE (REP)
Harrison Township		
001	284	264
002	156	145
003	259	250
004	418	468
005	304	420
006	293	397
007	327	406
008	80	38
009	163	296
010	218	230
011	238	174
012	89	85
901	1,029	913

These same results may also be obtained via:

- Election Telephone Hotline: 586.469.5209.
- 24-Hour Fax (Within MI): 1.888.99.CLERK (request document number 6710).
- 24-Hour Fax (Outside of MI): 1.310.575.5035 (request document number 6710).

www.MCNTV.com

webmaster@mcntv.com

[Click here to return to race list](#)



Harrison Twp. Trustee
One partial term ending 11/20/2004
Community Totals
ONLY Macomb County Official Election Results

View [summary report](#).

	GERALD DENEWETH (DEM)	MICHAEL RICE (REP)
Harrison Township	3,858	4,086

These same results may also be obtained via:

- Election Telephone Hotline: 586.469.5209.
- 24-Hour Fax (Within MI): 1.888.99.CLERK (request document number 6710).
- 24-Hour Fax (Outside of MI): 1.310.575.5035 (request document number 6710).

www.MCNTV.com

webmaster@mcntv.com

[Click here to return to race list](#)



Lake Twp. Treasurer
One partial term ending 11/20/2004
Precinct Breakdown
ONLY Macomb County Official Election Results

View [summary report](#).

	JAMES VEIT (REP)
Lake Township	
001	35

These same results may also be obtained via:

- Election Telephone Hotline: 586.469.5209.
- 24-Hour Fax (Within MI): 1.888.99.CLERK (request document number 6710).
- 24-Hour Fax (Outside of MI): 1.310.575.5035 (request document number 6710).

www.MCNTV.com

webmaster@mcntv.com

[Click here to return to race list](#)



Lake Twp. Treasurer
One partial term ending 11/20/2004
Community Totals
ONLY Macomb County Official Election Results

View [summary report](#).

	JAMES VEIT (REP)
Lake Township	35

These same results may also be obtained via:

- Election Telephone Hotline: 586.469.5209.
- 24-Hour Fax (Within MI): 1.888.99.CLERK (request document number 6710).
- 24-Hour Fax (Outside of MI): 1.310.575.5035 (request document number 6710).

www.MCNTV.com

webmaster@mcntv.com

[Click here to return to race list](#)

THE 2002 VOTE

Macomb Twp. Clerk
One partial term ending 11/20/2004
Precinct Breakdown
ONLY Macomb County Official Election Results

View [summary report](#).

	MICHAEL D. KOEHS (REP)
Macomb Township	
001	473
002	326
003	466
004	594
005	460
006	309
007	555
008	240
009	483
010	249
011	481
012	549
013	474
014	512
015	244
016	547
017	417
018	240
019	214
020	491
021	587
022	471
023	581

024	366
901	1,176
902	1,244

These same results may also be obtained via:

- Election Telephone Hotline: 586.469.5209.
- 24-Hour Fax (Within MI): 1.888.99.CLERK (request document number 6710).
- 24-Hour Fax (Outside of MI): 1.310.575.5035 (request document number 6710).

www.MCNTV.com

webmaster@mcntv.com

[Click here to return to race list](#)



Macomb Twp. Clerk
One partial term ending 11/20/2004
Community Totals
ONLY Macomb County Official Election Results

View [summary report](#).

	MICHAEL D. KOEHS (REP)
Macomb Township	12,749

These same results may also be obtained via:

- Election Telephone Hotline: 586.469.5209.
- 24-Hour Fax (Within MI): 1.888.99.CLERK (request document number 6710).
- 24-Hour Fax (Outside of MI): 1.310.575.5035 (request document number 6710).

www.MCNTV.com

webmaster@mcntv.com

[Click here to return to race list](#)

THE 2002 VOTE

Ray Twp. Supervisor
One partial term ending 11/20/2004
Precinct Breakdown
ONLY Macomb County Official Election Results

View [summary report](#).

	CHARLES R. BOHM (REP)	DANIEL P. JENSENIUS (NPA)
Ray Township		
001	470	145
002	630	179

These same results may also be obtained via:

- Election Telephone Hotline: 586.469.5209.
- 24-Hour Fax (Within MI): 1.888.99.CLERK (request document number 6710).
- 24-Hour Fax (Outside of MI): 1.310.575.5035 (request document number 6710).

www.MCNTV.com

webmaster@mcntv.com

[Click here to return to race list](#)



Ray Twp. Supervisor
One partial term ending 11/20/2004
Community Totals
ONLY Macomb County Official Election Results

View [summary report](#).

	CHARLES R. BOHM (REP)	DANIEL P. JENSENIUS (NPA)
Ray Township	1,100	324

These same results may also be obtained via:

- Election Telephone Hotline: 586.469.5209.
- 24-Hour Fax (Within MI): 1.888.99.CLERK (request document number 6710).
- 24-Hour Fax (Outside of MI): 1.310.575.5035 (request document number 6710).

www.MCNTV.com

webmaster@mcntv.com

[Click here to return to race list](#)



State Proposal 02-1
Referendum on Public Act 269 of 2001
Precinct Breakdown

ONLY Macomb County Official Election Results

View [summary report](#).

	YES	NO
Center Line		
001	199	272
002	129	181
003	200	287
004	130	169
005	142	181
901	318	280
Eastpointe		
001	251	325
002	220	267
003	322	363
004	285	423
005	265	331
006	177	231
007	304	381
008	219	311
009	226	246
010	233	226
011	205	298
012	231	393
013	223	385
014	308	426
901	703	673
902	113	113

Fraser		
001	191	265
002	303	407
003	335	496
004	242	361
005	94	147
006	308	446
007	154	218
901	250	291
902	134	214
Memphis		
001	105	135
Mt. Clemens		
001	135	228
002	235	345
003	203	236
004	181	221
005	119	149
006	183	231
008	168	171
009	169	271
010	108	114
901	344	410
New Baltimore		
001	220	286
002	258	251
003	629	739
004	295	302
Richmond City		
001	423	522
002	347	372
Roseville		
001	165	210
002	180	235
003	210	277
004	193	253
005	296	375
006	255	263
007	143	178
008	241	330

009	191	278
010	146	146
011	138	161
012	172	251
013	154	181
014	197	257
015	238	369
016	315	421
017	208	298
018	195	260
019	174	209
020	213	262
021	242	326
901	490	413
902	875	716
St. Clair Shores		
001	357	548
002	268	416
003	250	399
004	169	308
005	299	514
006	307	451
007	150	208
008	268	513
009	173	281
010	389	637
011	411	622
012	380	543
013	140	291
014	192	246
015	320	527
016	289	507
017	383	564
018	275	415
019	238	368
020	185	312
021	253	401
022	231	332
023	284	412
024	310	486

901	1,695	1,757
902	1,640	1,720
Sterling Heights		
001	278	320
002	277	428
003	290	313
004	354	472
005	308	370
006	300	406
008	127	179
009	304	398
010	264	380
011	302	366
012	238	313
013	108	144
014	97	97
015	214	324
016	204	265
017	221	309
018	265	359
019	242	303
020	336	407
021	171	232
022	162	253
023	135	222
024	196	244
025	283	410
026	265	366
027	299	338
028	245	360
029	205	254
030	241	362
031	309	341
032	369	455
033	289	315
034	303	373
035	162	224
036	141	143
037	204	292
038	275	385

039	196	232
040	361	423
041	343	438
042	81	94
043	298	362
044	114	180
045	258	287
046	240	362
047	132	204
048	227	294
049	258	324
050	384	560
051	204	295
052	109	221
901	499	479
902	97	100
903	30	43
904	61	50
905	78	56
906	1,036	801
907	783	786
908	945	792
909	909	761
Utica		
001	104	113
002	226	278
003	132	173
901	185	137
Warren		
001	72	86
002	131	155
003	104	139
004	201	230
006	87	134
008	126	169
010	151	204
011	103	110
012	131	172
013	170	219
015	84	103

016	87	103
017	70	119
018	98	110
020	88	114
021	69	86
022	45	78
023	115	99
024	138	175
026	66	107
027	63	78
028	65	105
029	184	294
032	104	129
033	82	89
034	135	135
036	161	193
037	95	94
038	94	92
039	89	137
040	118	138
041	106	142
042	191	276
043	34	36
045	98	145
046	177	224
047	81	98
048	151	272
049	100	159
050	166	233
052	106	136
053	189	269
055	113	151
056	150	183
058	191	257
060	136	212
061	156	260
062	156	196
063	149	182
064	156	211
066	122	176

067	169	235
068	148	223
069	136	176
070	173	212
071	132	163
072	106	165
072A	81	104
073	156	187
074	253	378
076	179	227
078	148	174
080	172	228
081	50	108
082	175	200
084	179	266
085	168	251
086	199	343
088	105	167
090	127	214
092	92	151
093	205	230
094	177	302
096	115	175
097	171	203
098	119	154
099	81	104
099A	144	226
100	96	130
101	123	201
102	133	188
103	129	211
105	171	222
106	197	222
108	197	301
109	202	253
110	200	244
901	701	599
902	186	193
903	70	70
904	418	353

905	993	888
906	493	458
907	1,185	1,033
908	695	581
909	285	215
Armada Township		
001	507	608
002	293	383
Bruce Township		
001	216	297
002	347	519
003	309	337
004	161	221
901	333	276
Chesterfield Township		
001	278	354
002	373	407
003	358	457
004	168	222
005	291	313
006	234	319
007	307	396
008	342	360
009	278	337
010	197	312
011	365	413
012	269	274
013	246	321
014	310	400
015	87	81
901	154	124
902	721	694
Clinton Township		
001	177	253
002	86	155
003	180	238
004	146	190
005	139	227
006	241	297
007	127	192

008	193	227
009	160	207
010	185	284
011	193	220
012	112	153
013	202	258
014	111	127
015	200	235
016	154	255
017	207	246
018	194	276
019	179	249
020	174	204
021	97	146
022	182	268
023	307	383
024	167	234
025	207	257
026	268	375
027	165	262
028	102	129
029	299	385
030	220	268
031	240	288
032	109	179
033	234	297
034	111	120
035	264	366
036	228	307
037	268	379
038	173	297
039	193	249
040	261	340
041	226	264
042	172	207
043	81	133
044	221	347
045	230	292
046	106	145
901	219	173

902	603	612
903	127	117
904	1,143	1,033
905	152	182
906	1,162	1,088
907	433	409
908	381	339
Harrison Township		
001	227	322
002	123	180
003	238	266
004	359	534
005	304	403
006	293	363
007	308	460
008	53	58
009	173	274
010	187	248
011	153	254
012	82	98
901	1,021	916
Lake Township		
001	12	24
Lenox Township		
001	280	311
002	353	354
003	299	283
Macomb Township		
001	295	365
002	201	269
003	287	313
004	376	471
005	289	358
006	181	243
007	339	424
008	141	184
009	301	353
010	191	180
011	286	373
012	298	456

013	329	314
014	310	360
015	125	210
016	309	390
017	259	306
018	178	188
019	168	151
020	305	367
021	367	435
022	302	369
023	340	414
024	212	288
901	867	664
902	901	838
Ray Township		
001	274	312
002	388	389
Richmond Township		
001	506	630
Shelby Township		
001	316	466
002	311	395
003	158	200
004	290	346
005	210	259
006	204	254
007	299	388
008	181	212
009	182	219
010	235	264
011	261	286
012	253	283
013	143	219
014	216	277
015	170	223
016	337	425
017	292	427
018	128	163
019	195	246
020	158	163

021	142	144
022	373	538
023	338	402
024	349	438
025	302	387
026	160	223
027	220	267
028	243	305
029	176	193
901	1,028	837
902	1,479	1,320
903	108	117
Washington Township		
001	192	257
002	286	448
003	239	346
004	246	347
005	234	431
006	349	573
008	378	526
901	807	800

These same results may also be obtained via:

- Election Telephone Hotline: 586.469.5209.
- 24-Hour Fax (Within MI): 1.888.99.CLERK (request document number 6710).
- 24-Hour Fax (Outside of MI): 1.310.575.5035 (request document number 6710).

www.MCNTV.com

webmaster@mcentv.com

[Click here to return to race list](#)



State Proposal 02-1
Referendum on Public Act 269 of 2001
Community Totals
ONLY Macomb County Official Election Results

View [summary report](#).

	YES	NO
Center Line	1,118	1,370
Eastpointe	4,285	5,392
Fraser	2,011	2,845
Memphis	105	135
Mt. Clemens	1,845	2,376
New Baltimore	1,402	1,578
Richmond City	770	894
Roseville	5,631	6,669
St. Clair Shores	9,856	13,778
Sterling Heights	16,626	19,866
Utica	647	701
Warren	16,488	19,942
Armada Township	800	991
Bruce Township	1,366	1,650
Chesterfield Township	4,978	5,784
Clinton Township	12,711	15,363
Harrison Township	3,521	4,376
Lake Township	12	24
Lenox Township	932	948
Macomb Township	8,157	9,283
Ray Township	662	701
Richmond Township	506	630
Shelby Township	9,457	10,886
Washington Township	2,731	3,728

These same results may also be obtained via:

- Election Telephone Hotline: 586.469.5209.
- 24-Hour Fax (Within MI): 1.888.99.CLERK (request document number 6710).
- 24-Hour Fax (Outside of MI): 1.310.575.5035 (request document number 6710).

www.MCNTV.com

webmaster@mcntv.com

[Click here to return to race list](#)



State Proposal 02-2
Proposal to Authorize Bonds for Sewage Treatment
Precinct Breakdown

ONLY Macomb County Official Election Results

View [summary report](#).

	YES	NO
Center Line		
001	299	169
002	211	107
003	305	172
004	190	110
005	194	116
901	418	187
Eastpointe		
001	363	208
002	312	178
003	423	261
004	449	245
005	374	219
006	255	142
007	400	270
008	333	195
009	317	158
010	283	169
011	312	187
012	391	223
013	377	230
014	441	300
901	888	445
902	154	72

Fraser		
001	268	196
002	468	242
003	535	301
004	394	212
005	167	76
006	451	304
007	235	144
901	347	186
902	220	111
Memphis		
001	135	105
Mt. Clemens		
001	209	150
002	382	200
003	285	153
004	261	139
005	169	98
006	263	162
008	221	111
009	252	185
010	149	76
901	471	279
New Baltimore		
001	320	187
002	344	170
003	867	490
004	392	199
Richmond City		
001	557	395
002	422	285
Roseville		
001	224	150
002	252	161
003	317	168
004	304	140
005	438	238
006	330	186
007	201	119
008	372	205

009	264	203
010	172	121
011	178	120
012	278	149
013	208	124
014	279	179
015	390	218
016	474	270
017	316	185
018	290	171
019	234	146
020	287	185
021	340	230
901	613	283
902	1,029	527
St. Clair Shores		
001	618	309
002	442	248
003	390	282
004	298	187
005	499	347
006	483	287
007	238	129
008	475	345
009	285	182
010	584	465
011	651	416
012	648	299
013	240	195
014	269	165
015	509	353
016	465	343
017	601	374
018	423	283
019	353	262
020	286	208
021	401	265
022	359	216
023	420	296
024	509	306

901	2,266	1,178
902	2,081	1,272
Sterling Heights		
001	381	217
002	434	268
003	360	241
004	523	302
005	421	251
006	443	263
008	191	112
009	417	279
010	395	254
011	400	268
012	325	218
013	161	91
014	116	70
015	344	187
016	302	164
017	315	211
018	380	243
019	323	218
020	433	301
021	266	126
022	236	175
023	223	132
024	271	172
025	411	282
026	366	268
027	386	244
028	357	240
029	288	176
030	354	242
031	428	218
032	529	287
033	385	213
034	420	258
035	243	144
036	184	98
037	304	189
038	387	261

039	262	159
040	482	300
041	494	285
042	105	66
043	413	246
044	200	100
045	343	200
046	363	232
047	224	107
048	322	188
049	362	215
050	606	333
051	279	213
052	206	124
901	626	335
902	127	72
903	47	23
904	69	42
905	77	55
906	1,199	628
907	989	569
908	1,099	614
909	1,083	570
Utica		
001	145	77
002	316	181
003	190	108
901	215	106
Warren		
001	111	45
002	156	127
003	125	113
004	264	170
006	138	75
008	175	118
010	227	128
011	124	86
012	177	134
013	220	163
015	113	70

016	128	66
017	124	64
018	125	84
020	110	86
021	109	46
022	82	46
023	123	87
024	191	108
026	127	45
027	87	55
028	112	60
029	269	203
032	167	68
033	111	63
034	167	95
036	232	121
037	154	73
038	125	56
039	121	103
040	169	94
041	142	110
042	286	171
043	46	21
045	130	109
046	238	165
047	101	79
048	239	179
049	147	111
050	220	172
052	145	95
053	286	171
055	167	96
056	191	135
058	273	176
060	195	149
061	259	163
062	217	141
063	220	114
064	244	106
066	181	118

067	254	153
068	232	138
069	182	129
070	236	151
071	149	139
072	134	142
072A	122	65
073	194	147
074	365	268
076	255	149
078	205	108
080	228	169
081	56	111
082	230	139
084	286	159
085	249	177
086	322	214
088	175	92
090	190	146
092	141	108
093	284	158
094	260	224
096	180	114
097	233	149
098	169	108
099	103	79
099A	231	138
100	146	82
101	183	142
102	197	120
103	198	143
105	249	145
106	255	161
108	292	206
109	253	198
110	284	164
901	802	462
902	245	138
903	89	54
904	516	249

905	1,174	681
906	619	312
907	1,440	755
908	832	448
909	327	173
Armada Township		
001	656	447
002	366	316
Bruce Township		
001	300	208
002	463	393
003	367	264
004	202	171
901	354	249
Chesterfield Township		
001	422	205
002	507	269
003	553	268
004	242	145
005	400	202
006	359	190
007	442	256
008	469	241
009	376	224
010	308	199
011	500	273
012	380	157
013	377	192
014	463	241
015	119	47
901	188	86
902	921	498
Clinton Township		
001	279	156
002	140	101
003	284	139
004	219	115
005	208	154
006	357	194
007	202	125

008	283	135
009	213	152
010	304	175
011	265	149
012	190	84
013	298	176
014	158	80
015	293	154
016	248	170
017	307	147
018	306	159
019	252	180
020	242	135
021	174	73
022	306	150
023	464	237
024	254	151
025	311	162
026	380	262
027	274	148
028	170	68
029	448	244
030	330	157
031	342	180
032	170	118
033	338	193
034	167	67
035	415	226
036	344	201
037	420	231
038	302	177
039	291	154
040	387	229
041	324	162
042	243	139
043	141	70
044	367	213
045	333	199
046	157	91
901	287	113

902	840	371
903	181	65
904	1,457	743
905	226	102
906	1,529	713
907	569	287
908	501	222

Harrison Township

001	358	190
002	201	104
003	374	140
004	578	323
005	509	214
006	463	224
007	517	262
008	86	31
009	304	159
010	287	168
011	278	138
012	123	64
901	1,352	603

Lake Township

001	18	17
-----	----	----

Lenox Township

001	291	295
002	438	268
003	399	180

Macomb Township

001	414	239
002	322	154
003	403	198
004	554	294
005	392	254
006	283	139
007	534	239
008	215	108
009	395	263
010	255	113
011	409	250
012	491	260

013	446	196
014	454	218
015	207	128
016	435	266
017	355	207
018	255	112
019	227	96
020	448	225
021	500	299
022	450	221
023	499	252
024	297	201
901	995	545
902	1,085	622
Ray Township		
001	307	290
002	383	387
Richmond Township		
001	621	506
Shelby Township		
001	507	291
002	432	287
003	216	149
004	413	235
005	336	139
006	304	157
007	452	239
008	247	138
009	288	121
010	344	161
011	347	201
012	326	211
013	225	137
014	323	182
015	246	145
016	496	264
017	450	277
018	201	89
019	279	162
020	213	101

021	185	102
022	541	374
023	486	260
024	516	271
025	463	237
026	258	131
027	315	181
028	343	210
029	255	119
901	1,219	621
902	1,830	943
903	156	69
Washington Township		
001	272	169
002	396	339
003	300	289
004	345	252
005	349	321
006	492	430
008	531	370
901	963	624

These same results may also be obtained via:

- Election Telephone Hotline: 586.469.5209.
- 24-Hour Fax (Within MI): 1.888.99.CLERK (request document number 6710).
- 24-Hour Fax (Outside of MI): 1.310.575.5035 (request document number 6710).

www.MCNTV.com

webmaster@mcentv.com

[Click here to return to race list](#)



State Proposal 02-2
Proposal to Authorize Bonds for Sewage Treatment
Community Totals

ONLY Macomb County Official Election Results

View [summary report](#).

	YES	NO
Center Line	1,617	861
Eastpointe	6,072	3,502
Fraser	3,085	1,772
Memphis	135	105
Mt. Clemens	2,662	1,553
New Baltimore	1,923	1,046
Richmond City	979	680
Roseville	7,790	4,478
St. Clair Shores	14,793	9,212
Sterling Heights	22,679	13,559
Utica	866	472
Warren	22,356	13,940
Armada Township	1,022	763
Bruce Township	1,686	1,285
Chesterfield Township	7,026	3,693
Clinton Township	18,490	9,798
Harrison Township	5,430	2,620
Lake Township	18	17
Lenox Township	1,128	743
Macomb Township	11,320	6,099
Ray Township	690	677
Richmond Township	621	506
Shelby Township	13,212	7,204
Washington Township	3,648	2,794

These same results may also be obtained via:

- Election Telephone Hotline: 586.469.5209.
- 24-Hour Fax (Within MI): 1.888.99.CLERK (request document number 6710).
- 24-Hour Fax (Outside of MI): 1.310.575.5035 (request document number 6710).

www.MCNTV.com

webmaster@mcntv.com

[Click here to return to race list](#)



State Proposal 02-3

Collective Bargaining with Binding Arbitration for State Employees

Precinct Breakdown

ONLY Macomb County Official Election Results

View [summary report](#).

	YES	NO
Center Line		
001	204	255
002	166	140
003	255	213
004	149	147
005	172	142
901	345	243
Eastpointe		
001	282	269
002	240	239
003	333	342
004	373	312
005	309	272
006	188	210
007	404	273
008	286	239
009	253	214
010	249	198
011	253	232
012	287	328
013	260	338
014	345	378
901	736	598
902	120	103

Fraser		
001	199	252
002	272	409
003	365	441
004	280	315
005	108	125
006	275	448
007	196	181
901	239	272
902	156	172
Memphis		
001	101	133
Mt. Clemens		
001	258	101
002	255	316
003	230	202
004	232	163
005	181	84
006	243	171
008	184	144
009	186	246
010	86	132
901	414	334
New Baltimore		
001	238	252
002	223	278
003	597	744
004	266	315
Richmond City		
001	451	501
002	319	383
Roseville		
001	179	190
002	211	199
003	283	199
004	213	219
005	309	349
006	279	228
007	158	157
008	303	263

009	226	233
010	142	146
011	151	149
012	221	203
013	197	130
014	222	227
015	293	315
016	394	342
017	238	258
018	221	228
019	176	200
020	222	250
021	267	286
901	541	356
902	871	684
St. Clair Shores		
001	323	587
002	295	383
003	261	394
004	191	292
005	365	457
006	345	420
007	149	205
008	337	451
009	190	263
010	455	570
011	392	662
012	351	558
013	179	259
014	174	251
015	355	490
016	346	455
017	438	526
018	297	389
019	261	337
020	219	275
021	295	354
022	225	341
023	321	383
024	369	435

901	1,580	1,871
902	1,517	1,831
Sterling Heights		
001	216	367
002	286	399
003	261	328
004	364	444
005	257	399
006	278	410
008	104	193
009	234	447
010	263	369
011	287	375
012	227	301
013	92	155
014	78	109
015	226	296
016	203	262
017	195	316
018	230	381
019	196	334
020	313	413
021	173	209
022	174	227
023	159	191
024	202	230
025	233	450
026	234	381
027	268	352
028	284	316
029	216	238
030	208	378
031	282	350
032	331	470
033	254	333
034	294	377
035	173	211
036	158	124
037	157	333
038	237	405

039	198	220
040	345	421
041	328	436
042	84	91
043	333	316
044	125	163
045	239	291
046	225	363
047	148	177
048	197	305
049	221	343
050	291	631
051	154	328
052	109	218
901	436	523
902	97	98
903	38	36
904	60	52
905	57	74
906	850	976
907	674	878
908	786	923
909	688	952
Utica		
001	106	111
002	210	275
003	163	137
901	150	171
Warren		
001	108	43
002	151	133
003	107	130
004	226	199
006	141	78
008	150	136
010	213	153
011	115	96
012	161	143
013	192	194
015	105	83

016	107	82
017	99	85
018	108	100
020	113	86
021	92	60
022	71	54
023	103	107
024	177	121
026	112	63
027	68	73
028	90	80
029	223	241
032	128	100
033	74	88
034	150	122
036	185	160
037	142	104
038	107	72
039	99	125
040	112	152
041	119	126
042	235	234
043	31	37
045	92	143
046	173	225
047	81	98
048	215	211
049	113	142
050	163	231
052	142	99
053	200	247
055	120	136
056	135	183
058	220	220
060	162	183
061	188	232
062	150	186
063	154	173
064	154	199
066	128	171

067	150	250
068	177	193
069	153	154
070	172	207
071	125	163
072	109	159
072A	124	61
073	148	194
074	258	348
076	174	228
078	140	168
080	163	224
081	68	83
082	147	214
084	203	233
085	165	239
086	199	330
088	127	134
090	135	165
092	100	145
093	192	236
094	207	270
096	116	181
097	152	219
098	123	151
099	75	108
099A	146	228
100	101	120
101	120	206
102	137	176
103	141	193
105	154	226
106	171	251
108	200	289
109	182	267
110	185	244
901	679	584
902	243	132
903	73	66
904	385	375

905	866	980
906	452	482
907	1,016	1,160
908	592	675
909	235	261
Armada Township		
001	436	643
002	249	397
Bruce Township		
001	203	300
002	237	612
003	263	355
004	142	229
901	222	373
Chesterfield Township		
001	310	309
002	349	411
003	351	444
004	176	205
005	273	321
006	260	276
007	293	384
008	312	371
009	255	328
010	187	319
011	388	374
012	259	274
013	242	310
014	287	400
015	104	62
901	127	148
902	658	733
Clinton Township		
001	174	254
002	113	129
003	246	180
004	165	172
005	243	123
006	258	273
007	157	171

008	209	206
009	165	197
010	173	303
011	214	187
012	111	154
013	240	225
014	118	118
015	226	210
016	161	253
017	255	200
018	205	254
019	148	283
020	196	182
021	120	124
022	233	222
023	314	385
024	142	252
025	238	229
026	219	412
027	160	258
028	141	95
029	262	419
030	228	249
031	243	269
032	102	180
033	241	291
034	117	113
035	239	387
036	211	316
037	288	350
038	144	319
039	177	256
040	257	343
041	203	275
042	182	201
043	67	141
044	215	351
045	195	321
046	104	147
901	203	189

902	580	633
903	142	104
904	945	1,203
905	165	168
906	981	1,241
907	419	421
908	290	426

Harrison Township

001	232	314
002	127	173
003	227	267
004	313	572
005	205	505
006	254	407
007	314	441
008	64	50
009	144	309
010	171	263
011	194	220
012	90	93
901	747	1,177

Lake Township

001	7	27
-----	---	----

Lenox Township

001	224	353
002	369	330
003	317	250

Macomb Township

001	217	417
002	229	231
003	224	354
004	355	470
005	254	375
006	194	226
007	298	440
008	134	177
009	252	375
010	186	177
011	247	398
012	252	485

013	217	406
014	228	421
015	131	199
016	240	448
017	196	347
018	192	171
019	159	150
020	270	379
021	296	482
022	250	396
023	274	454
024	200	287
901	614	892
902	802	905
Ray Township		
001	224	363
002	302	459
Richmond Township		
001	423	695
Shelby Township		
001	272	516
002	264	449
003	143	211
004	235	400
005	187	281
006	183	271
007	237	446
008	133	249
009	176	235
010	202	308
011	242	299
012	174	344
013	123	235
014	156	337
015	133	262
016	199	553
017	255	465
018	113	174
019	140	303
020	151	162

021	125	158
022	257	647
023	215	523
024	235	531
025	235	453
026	182	199
027	167	323
028	202	353
029	131	226
901	794	1,067
902	1,034	1,756
903	63	161
Washington Township		
001	176	261
002	261	462
003	214	377
004	262	331
005	215	439
006	274	635
008	266	626
901	614	954

These same results may also be obtained via:

- Election Telephone Hotline: 586.469.5209.
- 24-Hour Fax (Within MI): 1.888.99.CLERK (request document number 6710).
- 24-Hour Fax (Outside of MI): 1.310.575.5035 (request document number 6710).

www.MCNTV.com

webmaster@mcentv.com

[Click here to return to race list](#)



State Proposal 02-3

Collective Bargaining with Binding Arbitration for State Employees

Community Totals

ONLY Macomb County Official Election Results

View [summary report](#).

	YES	NO
Center Line	1,291	1,140
Eastpointe	4,918	4,545
Fraser	2,090	2,615
Memphis	101	133
Mt. Clemens	2,269	1,893
New Baltimore	1,324	1,589
Richmond City	770	884
Roseville	6,317	5,811
St. Clair Shores	10,230	13,439
Sterling Heights	15,030	20,688
Utica	629	694
Warren	16,984	18,911
Armada Township	685	1,040
Bruce Township	1,067	1,869
Chesterfield Township	4,831	5,669
Clinton Township	12,544	15,364
Harrison Township	3,082	4,791
Lake Township	7	27
Lenox Township	910	933
Macomb Township	6,911	10,062
Ray Township	526	822
Richmond Township	423	695
Shelby Township	7,358	12,897
Washington Township	2,282	4,085

These same results may also be obtained via:

- Election Telephone Hotline: 586.469.5209.
- 24-Hour Fax (Within MI): 1.888.99.CLERK (request document number 6710).
- 24-Hour Fax (Outside of MI): 1.310.575.5035 (request document number 6710).

www.MCNTV.com

webmaster@mcntv.com

[Click here to return to race list](#)



State Proposal 02-4
Tobacco Settlement Revenue Reallocation
Precinct Breakdown

ONLY Macomb County Official Election Results

View [summary report](#).

	YES	NO
Center Line		
001	139	343
002	122	201
003	168	322
004	116	193
005	108	216
901	354	253
Eastpointe		
001	203	382
002	173	326
003	244	456
004	246	467
005	212	391
006	127	289
007	265	423
008	203	333
009	163	328
010	159	311
011	172	350
012	199	438
013	157	470
014	239	510
901	625	752
902	109	125

Fraser		
001	125	346
002	221	509
003	257	586
004	203	418
005	63	181
006	230	540
007	137	259
901	210	328
902	145	201
Memphis		
001	79	162
Mt. Clemens		
001	169	191
002	166	432
003	160	286
004	155	252
005	134	134
006	172	256
008	138	206
009	124	326
010	78	155
901	408	363
New Baltimore		
001	190	323
002	187	345
003	446	942
004	235	371
Richmond City		
001	340	622
002	221	516
Roseville		
001	135	245
002	156	259
003	202	295
004	158	298
005	255	428
006	219	308
007	128	200
008	216	363

009	165	310
010	107	193
011	112	194
012	181	248
013	146	198
014	166	307
015	210	416
016	284	471
017	204	308
018	151	321
019	126	263
020	154	331
021	219	350
901	500	420
902	871	749
St. Clair Shores		
001	273	663
002	204	500
003	207	463
004	139	361
005	254	601
006	237	556
007	107	266
008	235	603
009	145	325
010	297	777
011	285	812
012	255	695
013	115	328
014	156	296
015	263	620
016	213	617
017	291	706
018	206	516
019	182	447
020	141	364
021	200	475
022	151	437
023	208	526
024	258	584

901	1,441	2,139
902	1,401	2,069
Sterling Heights		
001	223	387
002	225	491
003	223	398
004	252	593
005	191	497
006	194	523
008	103	201
009	217	497
010	203	463
011	196	499
012	164	401
013	76	182
014	53	140
015	150	396
016	171	311
017	187	356
018	178	466
019	185	367
020	219	531
021	151	259
022	140	275
023	105	257
024	174	288
025	199	512
026	162	476
027	207	428
028	225	389
029	149	329
030	153	461
031	193	477
032	220	615
033	205	416
034	216	476
035	121	274
036	115	175
037	119	377
038	172	495

039	167	265
040	241	559
041	247	539
042	62	115
043	232	439
044	86	220
045	161	390
046	214	399
047	109	231
048	175	355
049	158	430
050	284	678
051	129	377
052	110	229
901	471	512
902	103	101
903	40	34
904	63	52
905	59	80
906	837	1,047
907	739	873
908	829	921
909	731	974
Utica		
001	76	147
002	157	351
003	119	198
901	161	166
Warren		
001	75	86
002	92	201
003	90	157
004	154	290
006	66	153
008	95	207
010	140	228
011	71	83
012	103	214
013	140	263
015	80	108

016	76	99
017	68	124
018	83	128
020	68	132
021	69	90
022	53	76
023	89	127
024	117	197
026	68	113
027	59	85
028	49	128
029	149	347
032	77	162
033	71	101
034	113	167
036	121	242
037	69	180
038	75	113
039	65	164
040	80	194
041	72	185
042	143	333
043	34	38
045	75	178
046	120	292
047	52	132
048	124	315
049	74	191
050	117	304
052	86	157
053	138	329
055	69	200
056	77	255
058	117	348
060	76	294
061	119	323
062	105	255
063	124	222
064	96	282
066	62	243

067	115	305
068	131	257
069	106	225
070	115	280
071	82	216
072	72	212
072A	85	109
073	87	261
074	180	456
076	114	306
078	87	250
080	108	293
081	109	46
082	99	294
084	142	325
085	110	328
086	134	436
088	106	177
090	74	262
092	57	199
093	123	325
094	136	359
096	90	220
097	89	300
098	76	204
099	56	140
099A	102	281
100	71	161
101	88	247
102	97	229
103	97	253
105	108	297
106	103	331
108	129	379
109	111	359
110	116	351
901	706	609
902	218	167
903	88	58
904	381	406

905	872	1,032
906	439	521
907	1,036	1,209
908	635	687
909	253	252
Armada Township		
001	381	768
002	173	526
Bruce Township		
001	152	364
002	273	624
003	239	414
004	130	257
901	255	369
Chesterfield Township		
001	200	435
002	246	537
003	256	579
004	131	262
005	196	414
006	183	382
007	245	460
008	243	468
009	187	437
010	144	374
011	279	509
012	233	320
013	200	378
014	252	466
015	85	86
901	116	163
902	671	763
Clinton Township		
001	117	325
002	70	186
003	150	292
004	122	231
005	166	215
006	175	382
007	99	231

008	139	290
009	95	280
010	124	372
011	146	278
012	83	199
013	177	304
014	78	168
015	163	288
016	122	303
017	168	298
018	143	339
019	121	315
020	110	277
021	84	170
022	141	328
023	201	517
024	114	291
025	152	329
026	210	447
027	108	322
028	116	130
029	189	517
030	152	343
031	168	365
032	64	231
033	163	389
034	94	143
035	151	504
036	162	388
037	175	491
038	118	370
039	129	321
040	144	484
041	168	339
042	140	263
043	59	156
044	175	410
045	176	366
046	93	166
901	165	232

902	512	732
903	111	144
904	860	1,366
905	154	189
906	868	1,420
907	353	526
908	282	455

Harrison Township

001	182	381
002	91	221
003	156	364
004	313	592
005	193	538
006	215	477
007	240	546
008	42	76
009	115	349
010	125	329
011	125	299
012	62	124
901	758	1,231

Lake Township

001	10	26
-----	----	----

Lenox Township

001	183	421
002	274	445
003	265	326

Macomb Township

001	229	451
002	142	345
003	205	397
004	278	583
005	173	480
006	137	308
007	237	540
008	98	229
009	220	455
010	171	205
011	204	466
012	183	587

013	198	469
014	200	487
015	84	258
016	236	486
017	188	374
018	152	222
019	145	182
020	234	455
021	257	557
022	204	478
023	234	525
024	156	359
901	659	905
902	765	1,002
Ray Township		
001	168	440
002	253	549
Richmond Township		
001	349	817
Shelby Township		
001	252	571
002	209	536
003	116	266
004	175	500
005	143	336
006	162	306
007	198	510
008	120	282
009	125	302
010	136	387
011	167	392
012	162	382
013	85	294
014	139	381
015	111	300
016	201	586
017	199	553
018	66	234
019	120	341
020	136	194

021	109	188
022	210	732
023	242	524
024	213	589
025	176	546
026	111	288
027	140	372
028	140	443
029	137	247
901	791	1,109
902	1,006	1,853
903	79	153
Washington Township		
001	117	350
002	159	595
003	161	441
004	183	430
005	125	564
006	226	730
008	245	677
901	683	942

These same results may also be obtained via:

- Election Telephone Hotline: 586.469.5209.
- 24-Hour Fax (Within MI): 1.888.99.CLERK (request document number 6710).
- 24-Hour Fax (Outside of MI): 1.310.575.5035 (request document number 6710).

www.MCNTV.com

webmaster@mcentv.com

[Click here to return to race list](#)



State Proposal 02-4
Tobacco Settlement Revenue Reallocation
Community Totals

ONLY Macomb County Official Election Results

View [summary report](#).

	YES	NO
Center Line	1,007	1,528
Eastpointe	3,496	6,351
Fraser	1,591	3,368
Memphis	79	162
Mt. Clemens	1,704	2,601
New Baltimore	1,058	1,981
Richmond City	561	1,138
Roseville	5,065	7,475
St. Clair Shores	7,864	16,746
Sterling Heights	12,683	24,498
Utica	513	862
Warren	12,938	24,449
Armada Township	554	1,294
Bruce Township	1,049	2,028
Chesterfield Township	3,867	7,033
Clinton Township	9,519	19,417
Harrison Township	2,617	5,527
Lake Township	10	26
Lenox Township	722	1,192
Macomb Township	5,989	11,805
Ray Township	421	989
Richmond Township	349	817
Shelby Township	6,376	14,697
Washington Township	1,899	4,729

These same results may also be obtained via:

- Election Telephone Hotline: 586.469.5209.
- 24-Hour Fax (Within MI): 1.888.99.CLERK (request document number 6710).
- 24-Hour Fax (Outside of MI): 1.310.575.5035 (request document number 6710).

www.MCNTV.com

webmaster@mcntv.com

[Click here to return to race list](#)



Macomb County
Emergency Communications Telephone Surcharge
Precinct Breakdown

ONLY Macomb County Official Election Results

View [summary report](#).

	YES	NO
Center Line		
001	168	305
002	122	194
003	175	301
004	113	187
005	134	180
901	264	337
Eastpointe		
001	201	373
002	160	326
003	219	454
004	243	451
005	219	368
006	152	247
007	213	460
008	178	346
009	181	302
010	160	292
011	177	328
012	224	391
013	207	403
014	235	494
901	536	801
902	113	112

Fraser		
001	171	296
002	284	425
003	321	494
004	236	364
005	90	144
006	252	486
007	149	222
901	228	268
902	149	187
Memphis		
001	107	136
Mt. Clemens		
001	150	202
002	272	312
003	176	259
004	167	241
005	106	162
006	174	251
008	136	207
009	184	260
010	106	119
901	382	380
New Baltimore		
001	213	290
002	218	293
003	581	793
004	273	322
Richmond City		
001	434	523
002	301	417
Roseville		
001	133	243
002	159	256
003	204	273
004	168	268
005	261	401
006	195	320
007	128	185
008	205	367

009	171	300
010	109	184
011	102	194
012	176	245
013	135	196
014	167	291
015	221	381
016	268	472
017	160	335
018	168	287
019	132	249
020	144	318
021	209	350
901	387	513
902	652	943
St. Clair Shores		
001	253	675
002	185	499
003	156	495
004	125	363
005	205	633
006	239	539
007	84	261
008	177	628
009	122	332
010	282	756
011	256	795
012	297	625
013	128	302
014	121	313
015	230	625
016	207	600
017	260	694
018	210	498
019	155	452
020	140	354
021	159	496
022	164	406
023	179	536
024	186	644

901	1,094	2,372
902	989	2,381
Sterling Heights		
001	244	347
002	250	445
003	195	414
004	310	522
005	272	408
006	273	441
008	117	183
009	254	445
010	264	385
011	229	441
012	209	338
013	93	154
014	72	119
015	202	328
016	198	276
017	188	342
018	248	379
019	187	363
020	280	453
021	175	218
022	171	234
023	146	215
024	170	286
025	265	436
026	225	403
027	244	379
028	234	370
029	179	288
030	215	384
031	256	394
032	328	499
033	253	353
034	275	408
035	169	217
036	115	169
037	191	301
038	235	417

039	185	238
040	347	445
041	305	474
042	80	90
043	275	387
044	120	181
045	228	306
046	228	371
047	121	215
048	215	304
049	219	352
050	391	559
051	168	330
052	137	190
901	370	595
902	81	122
903	42	28
904	50	64
905	52	85
906	798	1,070
907	614	963
908	730	996
909	714	954
Utica		
001	104	118
002	198	301
003	132	177
901	151	177
Warren		
001	53	101
002	85	199
003	63	169
004	148	267
006	70	136
008	90	199
010	116	232
011	67	140
012	99	201
013	117	256
015	63	114

016	66	126
017	59	121
018	66	136
020	43	133
021	51	100
022	45	84
023	73	136
024	114	186
026	59	109
027	49	90
028	62	98
029	149	315
032	79	141
033	60	105
034	82	171
036	117	231
037	85	152
038	69	112
039	67	152
040	84	173
041	67	179
042	159	295
043	22	45
045	71	171
046	121	263
047	56	122
048	136	273
049	66	183
050	113	279
052	86	149
053	172	277
055	76	177
056	95	209
058	159	274
060	98	236
061	145	271
062	100	244
063	103	226
064	100	230
066	85	199

067	136	249
068	141	234
069	97	210
070	109	263
071	86	186
072	73	182
072A	74	103
073	88	236
074	186	394
076	117	264
078	99	203
080	134	249
081	63	97
082	144	214
084	156	266
085	121	295
086	165	364
088	99	168
090	107	220
092	69	170
093	153	276
094	135	341
096	105	184
097	121	253
098	99	172
099	58	123
099A	123	242
100	73	144
101	90	216
102	98	206
103	90	238
105	126	246
106	132	278
108	166	317
109	144	293
110	157	276
901	501	808
902	163	223
903	73	73
904	306	465

905	739	1,145
906	395	542
907	843	1,376
908	514	782
909	166	334
Armada Township		
001	440	661
002	261	416
Bruce Township		
001	227	292
002	323	541
003	289	348
004	161	210
901	232	375
Chesterfield Township		
001	270	357
002	303	474
003	335	495
004	142	252
005	240	364
006	233	324
007	274	428
008	284	424
009	225	387
010	180	330
011	318	461
012	237	306
013	237	335
014	293	414
015	80	86
901	115	161
902	567	869
Clinton Township		
001	124	276
002	63	161
003	113	283
004	98	219
005	94	239
006	173	326
007	91	206

008	126	241
009	109	213
010	120	333
011	127	254
012	71	181
013	123	307
014	65	145
015	154	236
016	111	269
017	156	260
018	131	315
019	132	253
020	86	257
021	84	128
022	128	299
023	191	468
024	122	247
025	126	307
026	188	384
027	130	262
028	69	143
029	217	412
030	152	301
031	187	311
032	85	170
033	159	326
034	94	123
035	189	396
036	148	353
037	186	373
038	137	301
039	157	241
040	179	390
041	169	271
042	116	231
043	65	125
044	187	324
045	165	329
046	90	130
901	165	218

902	451	722
903	88	145
904	767	1,304
905	108	203
906	738	1,390
907	272	543
908	257	432

Harrison Township

001	186	361
002	106	192
003	161	338
004	248	634
005	187	533
006	218	463
007	240	516
008	33	84
009	108	346
010	135	300
011	132	276
012	53	123
901	641	1,285

Lake Township

001	13	23
-----	----	----

Lenox Township

001	209	384
002	285	432
003	272	320

Macomb Township

001	293	370
002	201	280
003	276	326
004	348	509
005	247	400
006	178	254
007	340	421
008	156	166
009	280	383
010	146	219
011	276	384
012	328	432

013	282	366
014	296	374
015	129	210
016	296	418
017	238	335
018	157	206
019	161	162
020	302	378
021	331	466
022	294	375
023	353	410
024	172	331
901	658	892
902	676	1,071
Ray Township		
001	240	360
002	298	488
Richmond Township		
001	444	697
Shelby Township		
001	257	520
002	193	500
003	125	245
004	217	420
005	172	293
006	171	281
007	232	448
008	136	250
009	116	293
010	153	352
011	177	355
012	172	364
013	114	238
014	162	343
015	120	270
016	270	477
017	224	473
018	90	201
019	136	309
020	126	196

021	109	168
022	307	599
023	234	499
024	281	490
025	218	467
026	122	266
027	153	344
028	189	366
029	146	227
901	628	1,232
902	1,064	1,719
903	76	155
Washington Township		
001	175	266
002	217	516
003	180	407
004	234	357
005	219	452
006	327	595
008	342	558
901	662	943

These same results may also be obtained via:

- Election Telephone Hotline: 586.469.5209.
- 24-Hour Fax (Within MI): 1.888.99.CLERK (request document number 6710).
- 24-Hour Fax (Outside of MI): 1.310.575.5035 (request document number 6710).

www.MCNTV.com

webmaster@mcentv.com

[Click here to return to race list](#)



Macomb County
Emergency Communications Telephone Surcharge
Community Totals

ONLY Macomb County Official Election Results

View [summary report](#).

	YES	NO
Center Line	976	1,504
Eastpointe	3,418	6,148
Fraser	1,880	2,886
Memphis	107	136
Mt. Clemens	1,853	2,393
New Baltimore	1,285	1,698
Richmond City	735	940
Roseville	4,654	7,571
St. Clair Shores	6,603	17,274
Sterling Heights	14,401	22,073
Utica	585	773
Warren	12,314	23,307
Armada Township	701	1,077
Bruce Township	1,232	1,766
Chesterfield Township	4,333	6,467
Clinton Township	8,833	17,276
Harrison Township	2,448	5,451
Lake Township	13	23
Lenox Township	766	1,136
Macomb Township	7,414	10,138
Ray Township	538	848
Richmond Township	444	697
Shelby Township	6,890	13,360
Washington Township	2,356	4,094

These same results may also be obtained via:

- Election Telephone Hotline: 586.469.5209.
- 24-Hour Fax (Within MI): 1.888.99.CLERK (request document number 6710).
- 24-Hour Fax (Outside of MI): 1.310.575.5035 (request document number 6710).

www.MCNTV.com

webmaster@mcntv.com

[Click here to return to race list](#)



Eastpointe Resolution No. 1477

Police Services

Precinct Breakdown

ONLY Macomb County Official Election Results

View [summary report](#).

	YES	NO
Eastpointe		
001	272	317
002	254	242
003	303	386
004	357	356
005	289	319
006	217	188
007	292	389
008	233	300
009	252	240
010	232	234
011	252	266
012	298	341
013	299	321
014	329	412
901	726	682
902	125	114

These same results may also be obtained via:

- Election Telephone Hotline: 586.469.5209.
- 24-Hour Fax (Within MI): 1.888.99.CLERK (request document number 6710).
- 24-Hour Fax (Outside of MI): 1.310.575.5035 (request document number 6710).

www.MCNTV.com

webmaster@mcntv.com

[Click here to return to race list](#)



Eastpointe Resolution No. 1477

Police Services

Community Totals

ONLY Macomb County Official Election Results

View [summary report](#).

	YES	NO
Eastpointe	4,730	5,107

These same results may also be obtained via:

- Election Telephone Hotline: 586.469.5209.
- 24-Hour Fax (Within MI): 1.888.99.CLERK (request document number 6710).
- 24-Hour Fax (Outside of MI): 1.310.575.5035 (request document number 6710).

www.MCNTV.com

webmaster@mcntv.com

[Click here to return to race list](#)



Eastpointe Resolution No. 1478
Fire & Advanced Life Support EMS
Precinct Breakdown
ONLY Macomb County Official Election Results

View [summary report](#).

	YES	NO
Eastpointe		
001	324	270
002	294	206
003	337	360
004	411	301
005	342	263
006	232	174
007	343	342
008	279	256
009	302	194
010	265	202
011	294	224
012	347	293
013	347	278
014	385	361
901	825	589
902	129	111

These same results may also be obtained via:

- Election Telephone Hotline: 586.469.5209.
- 24-Hour Fax (Within MI): 1.888.99.CLERK (request document number 6710).
- 24-Hour Fax (Outside of MI): 1.310.575.5035 (request document number 6710).

www.MCNTV.com

webmaster@mcntv.com

[Click here to return to race list](#)



Eastpointe Resolution No. 1478
Fire & Advanced Life Support EMS
Community Totals
ONLY Macomb County Official Election Results

View [summary report](#).

	YES	NO
Eastpointe	5,456	4,424

These same results may also be obtained via:

- Election Telephone Hotline: 586.469.5209.
- 24-Hour Fax (Within MI): 1.888.99.CLERK (request document number 6710).
- 24-Hour Fax (Outside of MI): 1.310.575.5035 (request document number 6710).

www.MCNTV.com

webmaster@mcntv.com

[Click here to return to race list](#)



Roseville Headlee
Override Millage Proposal
Precinct Breakdown

ONLY Macomb County Official Election Results

View [summary report](#).

	YES	NO
Roseville		
001	116	258
002	147	267
003	185	286
004	163	268
005	251	408
006	181	324
007	105	200
008	180	380
009	134	333
010	101	190
011	74	217
012	161	265
013	115	219
014	130	328
015	217	392
016	288	450
017	176	316
018	169	278
019	98	273
020	149	320
021	151	402
901	344	554
902	528	1,054

These same results may also be obtained via:

- Election Telephone Hotline: 586.469.5209.
- 24-Hour Fax (Within MI): 1.888.99.CLERK (request document number 6710).
- 24-Hour Fax (Outside of MI): 1.310.575.5035 (request document number 6710).

www.MCNTV.com

webmaster@mcntv.com

[Click here to return to race list](#)



Roseville Headlee
Override Millage Proposal
Community Totals

ONLY Macomb County Official Election Results

View [summary report](#).

	YES	NO
Roseville	4,163	7,982

These same results may also be obtained via:

- Election Telephone Hotline: 586.469.5209.
- 24-Hour Fax (Within MI): 1.888.99.CLERK (request document number 6710).
- 24-Hour Fax (Outside of MI): 1.310.575.5035 (request document number 6710).

www.MCNTV.com

webmaster@mcntv.com

[Click here to return to race list](#)



St. Clair Shores Proposition S
Levy Full Authorized Charter Millage
Precinct Breakdown

ONLY Macomb County Official Election Results

View [summary report](#).

	YES	NO
St. Clair Shores		
001	256	690
002	199	498
003	169	504
004	138	361
005	243	613
006	230	563
007	112	252
008	233	599
009	119	347
010	310	769
011	310	781
012	309	644
013	122	322
014	100	349
015	234	646
016	241	582
017	309	682
018	204	523
019	159	476
020	139	361
021	190	476
022	156	422
023	210	517

024	284	550
901	989	2,516
902	886	2,551

These same results may also be obtained via:

- Election Telephone Hotline: 586.469.5209.
- 24-Hour Fax (Within MI): 1.888.99.CLERK (request document number 6710).
- 24-Hour Fax (Outside of MI): 1.310.575.5035 (request document number 6710).

www.MCNTV.com

webmaster@mcntv.com

[Click here to return to race list](#)



St. Clair Shores Proposition S
Levy Full Authorized Charter Millage
Community Totals

ONLY Macomb County Official Election Results

View [summary report](#).

	YES	NO
St. Clair Shores	6,851	17,594

These same results may also be obtained via:

- Election Telephone Hotline: 586.469.5209.
- 24-Hour Fax (Within MI): 1.888.99.CLERK (request document number 6710).
- 24-Hour Fax (Outside of MI): 1.310.575.5035 (request document number 6710).

www.MCNTV.com

webmaster@mcntv.com

[Click here to return to race list](#)



Armada Twp.
Increase No. of Trustees Serving on Twp. Board
Precinct Breakdown

ONLY Macomb County Official Election Results

View [summary report](#).

	YES	NO
Armada Township		
001	535	595
002	345	339

These same results may also be obtained via:

- Election Telephone Hotline: 586.469.5209.
- 24-Hour Fax (Within MI): 1.888.99.CLERK (request document number 6710).
- 24-Hour Fax (Outside of MI): 1.310.575.5035 (request document number 6710).

www.MCNTV.com

webmaster@mcntv.com

[Click here to return to race list](#)



Armada Twp.
Increase No. of Trustees Serving on Twp. Board
Community Totals
ONLY Macomb County Official Election Results

View [summary report](#).

	YES	NO
Armada Township	880	934

These same results may also be obtained via:

- Election Telephone Hotline: 586.469.5209.
- 24-Hour Fax (Within MI): 1.888.99.CLERK (request document number 6710).
- 24-Hour Fax (Outside of MI): 1.310.575.5035 (request document number 6710).

www.MCNTV.com

webmaster@mcntv.com

[Click here to return to race list](#)



Bruce Twp.
Increase No. of Trustees Serving on Twp. Board
Precinct Breakdown

ONLY Macomb County Official Election Results

View [summary report](#).

	YES	NO
Bruce Township		
001	259	243
002	333	532
003	258	374
004	153	215
901	246	361

These same results may also be obtained via:

- Election Telephone Hotline: 586.469.5209.
- 24-Hour Fax (Within MI): 1.888.99.CLERK (request document number 6710).
- 24-Hour Fax (Outside of MI): 1.310.575.5035 (request document number 6710).

www.MCNTV.com

webmaster@mcntv.com

[Click here to return to race list](#)



Bruce Twp.
Increase No. of Trustees Serving on Twp. Board
Community Totals

ONLY Macomb County Official Election Results

View [summary report](#).

	YES	NO
Bruce Township	1,249	1,725

These same results may also be obtained via:

- Election Telephone Hotline: 586.469.5209.
- 24-Hour Fax (Within MI): 1.888.99.CLERK (request document number 6710).
- 24-Hour Fax (Outside of MI): 1.310.575.5035 (request document number 6710).

www.MCNTV.com

webmaster@mcentv.com

[Click here to return to race list](#)



Harrison Twp. Proposal 1
Fire Protection Services 2002-2006
Precinct Breakdown
ONLY Macomb County Official Election Results

View [summary report](#).

	YES	NO
Harrison Township		
001	278	286
002	144	173
003	231	297
004	347	585
005	209	540
006	328	394
007	311	474
008	79	41
009	121	351
010	179	279
011	206	212
012	87	105
901	833	1,171

These same results may also be obtained via:

- Election Telephone Hotline: 586.469.5209.
- 24-Hour Fax (Within MI): 1.888.99.CLERK (request document number 6710).
- 24-Hour Fax (Outside of MI): 1.310.575.5035 (request document number 6710).

www.MCNTV.com

webmaster@mcntv.com

[Click here to return to race list](#)



Harrison Twp. Proposal 1
Fire Protection Services 2002-2006
Community Totals

ONLY Macomb County Official Election Results

View [summary report](#).

	YES	NO
Harrison Township	3,353	4,908

These same results may also be obtained via:

- Election Telephone Hotline: 586.469.5209.
- 24-Hour Fax (Within MI): 1.888.99.CLERK (request document number 6710).
- 24-Hour Fax (Outside of MI): 1.310.575.5035 (request document number 6710).

www.MCNTV.com

webmaster@mcntv.com

[Click here to return to race list](#)



Harrison Twp. Proposal 2
Increased Police Protection 2002-2006
Precinct Breakdown

ONLY Macomb County Official Election Results

View [summary report](#).

	YES	NO
Harrison Township		
001	299	271
002	159	160
003	237	293
004	369	564
005	232	521
006	364	353
007	325	465
008	76	43
009	142	333
010	195	267
011	241	182
012	100	93
901	974	1,023

These same results may also be obtained via:

- Election Telephone Hotline: 586.469.5209.
- 24-Hour Fax (Within MI): 1.888.99.CLERK (request document number 6710).
- 24-Hour Fax (Outside of MI): 1.310.575.5035 (request document number 6710).

www.MCNTV.com

webmaster@mcntv.com

[Click here to return to race list](#)



Harrison Twp. Proposal 2
Increased Police Protection 2002-2006
Community Totals

ONLY Macomb County Official Election Results

View [summary report](#).

	YES	NO
Harrison Township	3,713	4,568

These same results may also be obtained via:

- Election Telephone Hotline: 586.469.5209.
- 24-Hour Fax (Within MI): 1.888.99.CLERK (request document number 6710).
- 24-Hour Fax (Outside of MI): 1.310.575.5035 (request document number 6710).

www.MCNTV.com

webmaster@mcntv.com

[Click here to return to race list](#)



Harrison Twp. Proposal 3
Additional Funding for Recreation Dept. 2002-2006
Precinct Breakdown

ONLY Macomb County Official Election Results

View [summary report](#).

	YES	NO
Harrison Township		
001	247	323
002	149	170
003	238	289
004	327	605
005	203	554
006	340	378
007	311	479
008	66	50
009	133	343
010	159	306
011	207	218
012	88	108
901	607	1,403

These same results may also be obtained via:

- Election Telephone Hotline: 586.469.5209.
- 24-Hour Fax (Within MI): 1.888.99.CLERK (request document number 6710).
- 24-Hour Fax (Outside of MI): 1.310.575.5035 (request document number 6710).

www.MCNTV.com

webmaster@mcntv.com

[Click here to return to race list](#)



Harrison Twp. Proposal 3
Additional Funding for Recreation Dept. 2002-2006
Community Totals

ONLY Macomb County Official Election Results

View [summary report](#).

	YES	NO
Harrison Township	3,075	5,226

These same results may also be obtained via:

- Election Telephone Hotline: 586.469.5209.
- 24-Hour Fax (Within MI): 1.888.99.CLERK (request document number 6710).
- 24-Hour Fax (Outside of MI): 1.310.575.5035 (request document number 6710).

www.MCNTV.com

webmaster@mcntv.com

[Click here to return to race list](#)



Shelby Twp.
Police Services Millage Proposal
Precinct Breakdown
ONLY Macomb County Official Election Results

View [summary report](#).

	YES	NO
Shelby Township		
001	515	276
002	405	304
003	211	162
004	427	218
005	306	161
006	229	214
007	458	234
008	252	146
009	241	168
010	312	193
011	318	219
012	345	196
013	234	128
014	310	195
015	275	126
016	504	257
017	464	254
018	180	107
019	249	201
020	156	158
021	128	132
022	567	347
023	472	272

024	510	267
025	469	233
026	225	162
027	337	165
028	383	184
029	228	140
901	1,084	751
902	1,788	1,014
903	126	106

These same results may also be obtained via:

- Election Telephone Hotline: 586.469.5209.
- 24-Hour Fax (Within MI): 1.888.99.CLERK (request document number 6710).
- 24-Hour Fax (Outside of MI): 1.310.575.5035 (request document number 6710).

www.MCNTV.com

webmaster@mcntv.com

[Click here to return to race list](#)



Shelby Twp.
Police Services Millage Proposal
Community Totals
ONLY Macomb County Official Election Results

View [summary report](#).

	YES	NO
Shelby Township	12,708	7,690

These same results may also be obtained via:

- Election Telephone Hotline: 586.469.5209.
- 24-Hour Fax (Within MI): 1.888.99.CLERK (request document number 6710).
- 24-Hour Fax (Outside of MI): 1.310.575.5035 (request document number 6710).

www.MCNTV.com

webmaster@mcntv.com

[Click here to return to race list](#)



Shelby Twp.
Pension Millage Proposal
Precinct Breakdown

ONLY Macomb County Official Election Results

View [summary report](#).

	YES	NO
Shelby Township		
001	422	374
002	370	340
003	192	184
004	361	291
005	255	214
006	212	234
007	409	287
008	231	171
009	230	184
010	276	234
011	281	258
012	306	238
013	195	165
014	270	240
015	231	170
016	421	344
017	408	314
018	184	112
019	218	232
020	157	153
021	132	134
022	470	441
023	383	360

024	423	357
025	395	310
026	241	148
027	326	181
028	350	212
029	179	194
901	953	923
902	1,497	1,334
903	109	126

These same results may also be obtained via:

- Election Telephone Hotline: 586.469.5209.
- 24-Hour Fax (Within MI): 1.888.99.CLERK (request document number 6710).
- 24-Hour Fax (Outside of MI): 1.310.575.5035 (request document number 6710).

www.MCNTV.com

webmaster@mcntv.com

[Click here to return to race list](#)



Shelby Twp.
Pension Millage Proposal
Community Totals

ONLY Macomb County Official Election Results

View [summary report](#).

	YES	NO
Shelby Township	11,087	9,459

These same results may also be obtained via:

- Election Telephone Hotline: 586.469.5209.
- 24-Hour Fax (Within MI): 1.888.99.CLERK (request document number 6710).
- 24-Hour Fax (Outside of MI): 1.310.575.5035 (request document number 6710).

www.MCNTV.com

webmaster@mcntv.com

[Click here to return to race list](#)



Washington Twp.
Millage for Police Protection
Precinct Breakdown

ONLY Macomb County Official Election Results

View [summary report](#).

	YES	NO
Washington Township		
002	358	387
003	274	322
004	386	232
005	297	388
006	432	512
008	504	414
901	784	693

These same results may also be obtained via:

- Election Telephone Hotline: 586.469.5209.
- 24-Hour Fax (Within MI): 1.888.99.CLERK (request document number 6710).
- 24-Hour Fax (Outside of MI): 1.310.575.5035 (request document number 6710).

www.MCNTV.com

webmaster@mcntv.com

[Click here to return to race list](#)



Washington Twp.
Millage for Police Protection
Community Totals

ONLY Macomb County Official Election Results

View [summary report](#).

	YES	NO
Washington Township	3,035	2,948

These same results may also be obtained via:

- Election Telephone Hotline: 586.469.5209.
- 24-Hour Fax (Within MI): 1.888.99.CLERK (request document number 6710).
- 24-Hour Fax (Outside of MI): 1.310.575.5035 (request document number 6710).

www.MCNTV.com

webmaster@mcntv.com