



Here are the official results of the November 7, 2000 Elections. This site is brought to you by [Macomb County Clerk/Register of Deeds Carmella Sabaugh](#) and the Macomb Cable Network.

U.S. President & Vice President

- » [President & Vice President](#)

U.S. Senator

- » [Michigan](#)

U.S. House of Representatives

- » [District 10](#)
- » [District 12](#)

State House of Representatives

- » [District 26](#)
- » [District 27](#)
- » [District 28](#)
- » [District 29](#)
- » [District 30](#)
- » [District 31](#)
- » [District 32](#)
- » [District 33](#)

State Boards

- » [State Board of Education](#)
- » [University of Michigan Board of Regents](#)
- » [Michigan State University Board of Trustees](#)
- » [Wayne State University Board of Governors](#)

County-Wide Offices

- » [Prosecuting Attorney](#)
- » [Sheriff](#)
- » [Clerk/Register of Deeds](#)
- » [Treasurer](#)
- » [Public Works Commissioner](#)
- » [Macomb Community College Trustee](#)

County Commission

- » [District 1](#)

- » [District 2](#)
- » [District 3](#)
- » [District 4](#)
- » [District 5](#)
- » [District 6](#)
- » [District 7](#)
- » [District 8](#)
- » [District 9](#)
- » [District 10](#)
- » [District 11](#)
- » [District 12](#)
- » [District 13](#)
- » [District 14](#)
- » [District 15](#)
- » [District 16](#)
- » [District 17](#)
- » [District 18](#)
- » [District 19](#)
- » [District 20](#)
- » [District 21](#)
- » [District 22](#)
- » [District 23](#)
- » [District 24](#)
- » [District 25](#)

Supreme Court

- » [Supreme Court Justice](#) (Incumbent)
- » [Supreme Court Justice](#) (Incumbent/Partial term ending 1/1/2005)
- » [Supreme Court Justice](#) (Incumbent/Partial term ending 1/1/2003)

Appeals Court Judge

- » [2nd District](#) (Incumbent)
- » [2nd District](#) (Non-Incumbent)

Circuit Court Judge

- » [16th District](#) (Incumbent)
- » [16th District](#) (Non-Incumbent)
- » [16th District](#) (Incumbent/Partial Term)

Probate Court Judge

- » [Probate Judge](#) (Incumbent)

District Court Judge

- » [District 37](#) (Incumbent)
- » [District 39](#) (Incumbent)
- » [District 40](#) (Incumbent)
- » [District 41A](#) (Incumbent)
- » [District 41A](#) (Non-Incumbent)
- » [District 41B](#) (Incumbent)
- » [District 41B](#) (Incumbent/Partial term ending 1/1/2003)

» [District 42/2nd Division](#) (Incumbent)

State-Wide Proposals

- » [Proposal 00-1: School Tuition Vouchers](#)
- » [Proposal 00-2: Two-thirds Super Majority](#)

These same results may also be obtained via:

- Election Telephone Hotline: 810.469.5346.
- 24-Hour Fax (Within MI): 1.888.99.CLERK (request document number 6710).
- 24-Hour Fax (Outside of MI): 1.310.575.5035 (request document number 6710).

www.MCNTV.com

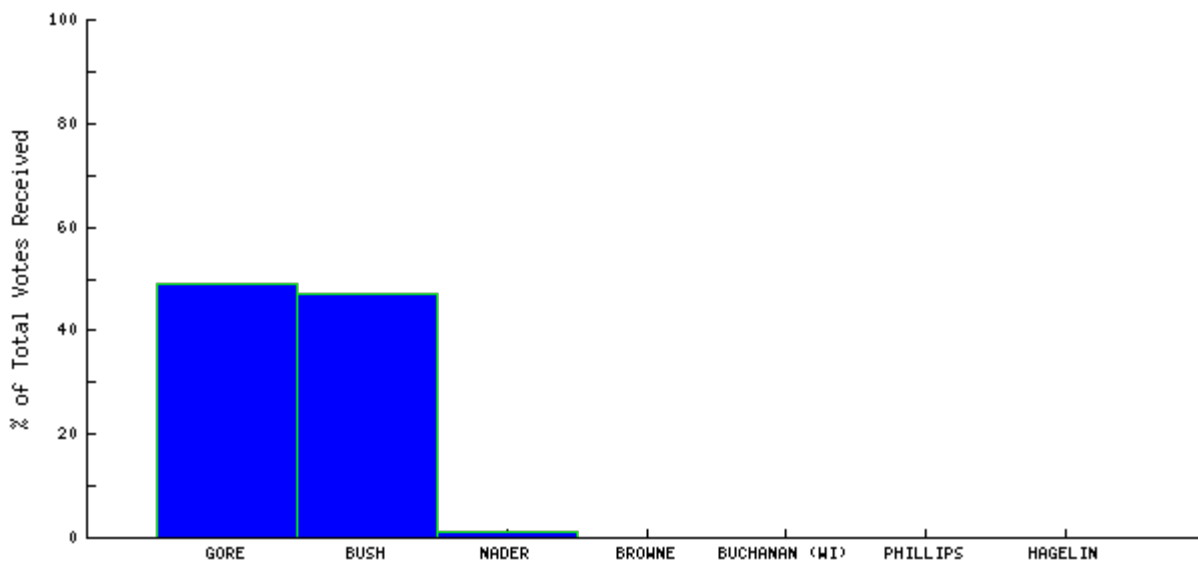
webmaster@mcntv.com

[Click here to return to race list](#)



U.S. President & Vice President One 4-year term

View [precinct breakdown](#) or [community totals](#).



AL GORE	DEM	172,625	49%
----------------	-----	----------------	------------

GEORGE BUSH	REP	164,265	47%
--------------------	-----	----------------	------------

RALPH NADER	GRN	6,145	1%
--------------------	-----	--------------	-----------

HARRY BROWNE	LIB	1,925	0%
---------------------	-----	--------------	-----------

PATRICK BUCHANAN (WI)	NPA	243	0%
------------------------------	-----	------------	-----------

HOWARD PHILLIPS	UST	211	0%
------------------------	-----	------------	-----------

100% of precincts reporting.

NEW: Make your own custom comparisons using our new analysis software, [FirstChart](#).

These same results may also be obtained via:

- Election Telephone Hotline: 810.469.5346.
- 24-Hour Fax (Within MI): 1.888.99.CLERK (request document number 6710).
- 24-Hour Fax (Outside of MI): 1.310.575.5035 (request document number 6710).

www.MCNTV.com

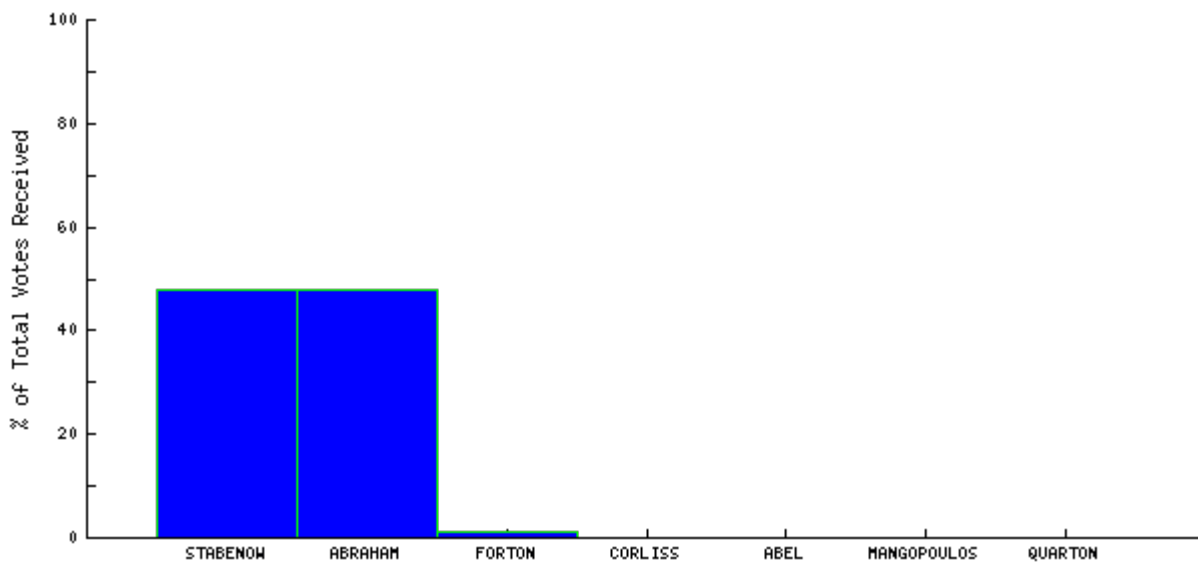
webmaster@mcntv.com

[Click here to return to race list](#)

THE 2000 VOTE

U.S. Senator One 6-year term

View [precinct breakdown](#) or [community totals](#).



DEBBIE STABENOW DEM **164,596** **48%**

SPENCE ABRAHAM REP **163,150** **48%**

MARK FORTON RFP **3,459** **1%**

MICHAEL CORLISS LIB **3,265** **0%**

MATTHEW ABEL GRN **2,739** **0%**

JOHN MANGOPOULOS UST **1,171** **0%**

100% of precincts reporting.

NEW: Make your own custom comparisons using our new analysis software, [FirstChart](#).

These same results may also be obtained via:

- Election Telephone Hotline: 810.469.5346.
- 24-Hour Fax (Within MI): 1.888.99.CLERK (request document number 6710).
- 24-Hour Fax (Outside of MI): 1.310.575.5035 (request document number 6710).

www.MCNTV.com

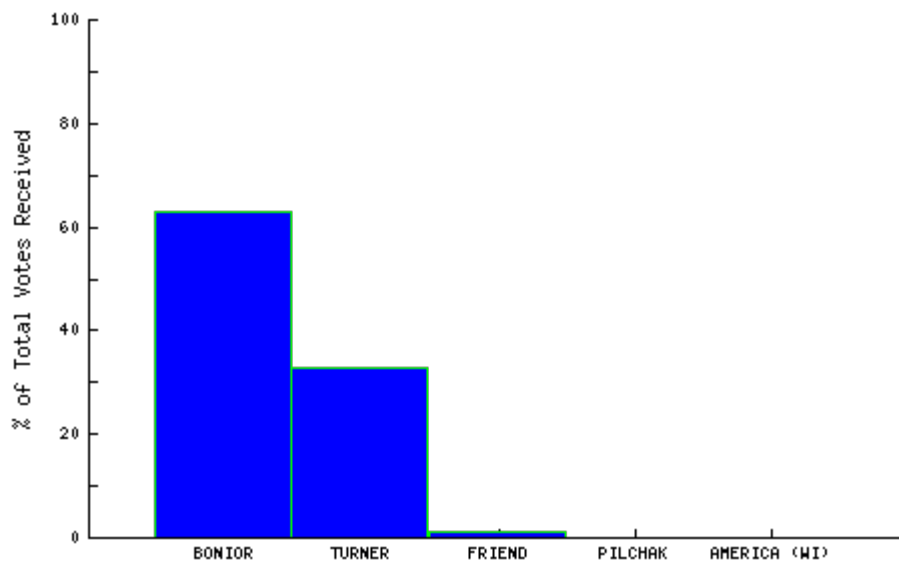
webmaster@mcntv.com

[Click here to return to race list](#)



U.S. Representative 10th District One 2-year term

View [precinct breakdown](#) or [community totals](#).



DAVID BONIOR	DEM	137,487	63%
---------------------	-----	----------------	------------

TOM TURNER	REP	73,117	33%
-------------------	-----	---------------	------------

R FRIEND	LIB	3,354	1%
-----------------	-----	--------------	-----------

JOSEPH PILCHAK	UST	1,537	0%
-----------------------	-----	--------------	-----------

ANTHONY AMERICA (WI)	NPA	1	0%
-----------------------------	-----	----------	-----------

100% of precincts reporting.

NEW: Make your own custom comparisons using our new analysis software, [*FirstChart*](#).

These same results may also be obtained via:

- Election Telephone Hotline: 810.469.5346.
- 24-Hour Fax (Within MI): 1.888.99.CLERK (request document number 6710).
- 24-Hour Fax (Outside of MI): 1.310.575.5035 (request document number 6710).

www.MCNTV.com

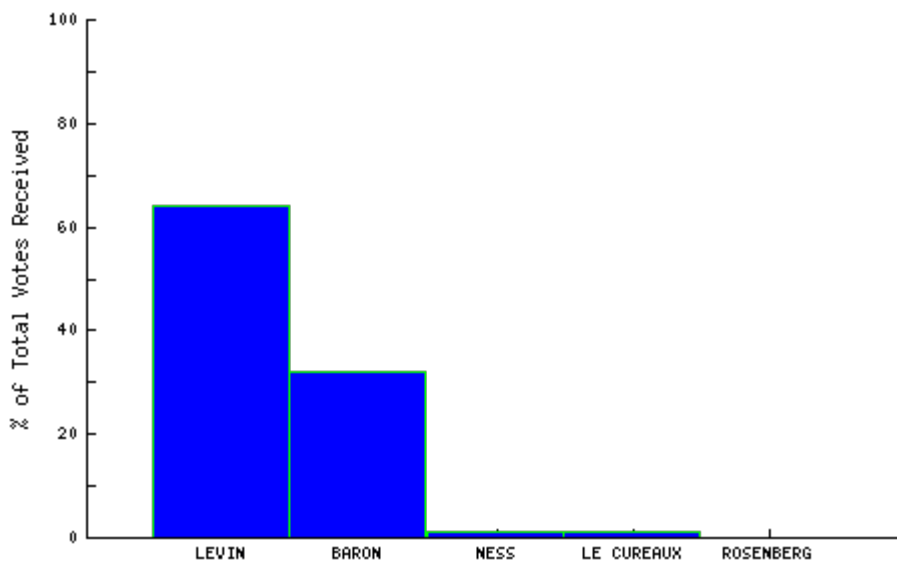
webmaster@mcntv.com

[Click here to return to race list](#)

THE 2000 VOTE

U.S. Representative 12th District One 2-year term

View [precinct breakdown](#) or [community totals](#).



SANDER LEVIN	DEM	72,070	64%
---------------------	-----	---------------	------------

BART BARON	REP	35,908	32%
-------------------	-----	---------------	------------

THOMAS NESS	GRN	1,412	1%
--------------------	-----	--------------	-----------

ANDREW LE CUREAUX	LIB	1,409	1%
--------------------------	-----	--------------	-----------

FRED ROSENBERG	NLP	391	0%
-----------------------	-----	------------	-----------

100% of precincts reporting.

NEW: Make your own custom comparisons using our new analysis software, [*FirstChart*](#).

These same results may also be obtained via:

- Election Telephone Hotline: 810.469.5346.
- 24-Hour Fax (Within MI): 1.888.99.CLERK (request document number 6710).
- 24-Hour Fax (Outside of MI): 1.310.575.5035 (request document number 6710).

www.MCNTV.com

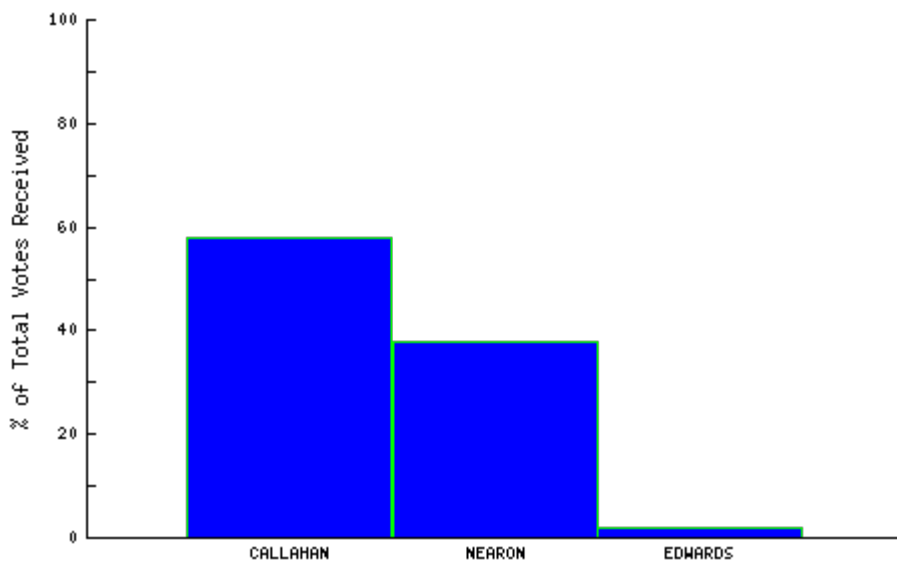
webmaster@mcntv.com

[Click here to return to race list](#)

THE 2000 VOTE

State Representative 26th District One 2-year term

View [precinct breakdown](#) or [community totals](#).



WILLIAM CALLAHAN DEM 23,413 58%

WILLIAM NEARON REP 15,405 38%

KEITH EDWARDS LIB 1,000 2%

100% of precincts reporting.

NEW: Make your own custom comparisons using our new analysis software, [FirstChart](#).

These same results may also be obtained via:

- Election Telephone Hotline: 810.469.5346.
- 24-Hour Fax (Within MI): 1.888.99.CLERK (request document number 6710).
- 24-Hour Fax (Outside of MI): 1.310.575.5035 (request document number 6710).

www.MCNTV.com

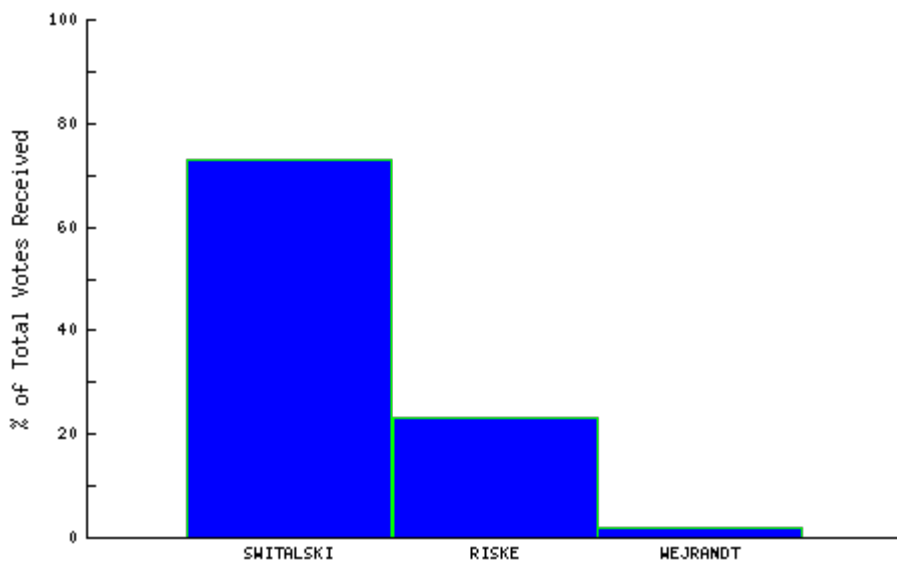
webmaster@mcntv.com

[Click here to return to race list](#)

THE 2000 VOTE

State Representative 27th District One 2-year term

View [precinct breakdown](#) or [community totals](#).



MICHAEL SWITALSKI DEM **24,532** **73%**

JIM RISKE REP **8,012** **23%**

DAVID WEJRANDT LIB **937** **2%**

100% of precincts reporting.

NEW: Make your own custom comparisons using our new analysis software, [FirstChart](#).

These same results may also be obtained via:

- Election Telephone Hotline: 810.469.5346.
- 24-Hour Fax (Within MI): 1.888.99.CLERK (request document number 6710).
- 24-Hour Fax (Outside of MI): 1.310.575.5035 (request document number 6710).

www.MCNTV.com

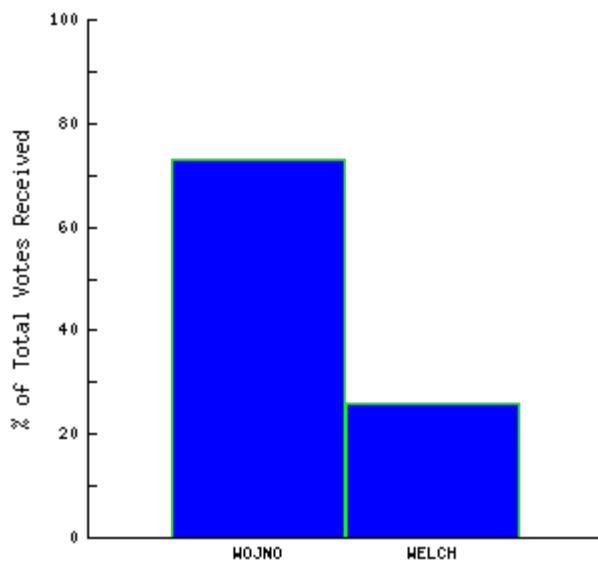
webmaster@mcntv.com

[Click here to return to race list](#)



State Representative 28th District One 2-year term

View [precinct breakdown](#) or [community totals](#).



PAUL WOJNO DEM 20,522 73%

PAUL WELCH REP 7,540 26%

100% of precincts reporting.

NEW: Make your own custom comparisons using our new analysis software, [FirstChart](#).

These same results may also be obtained via:

- Election Telephone Hotline: 810.469.5346.

- 24-Hour Fax (Within MI): 1.888.99.CLERK (request document number 6710).
- 24-Hour Fax (Outside of MI): 1.310.575.5035 (request document number 6710).

www.MCNTV.com

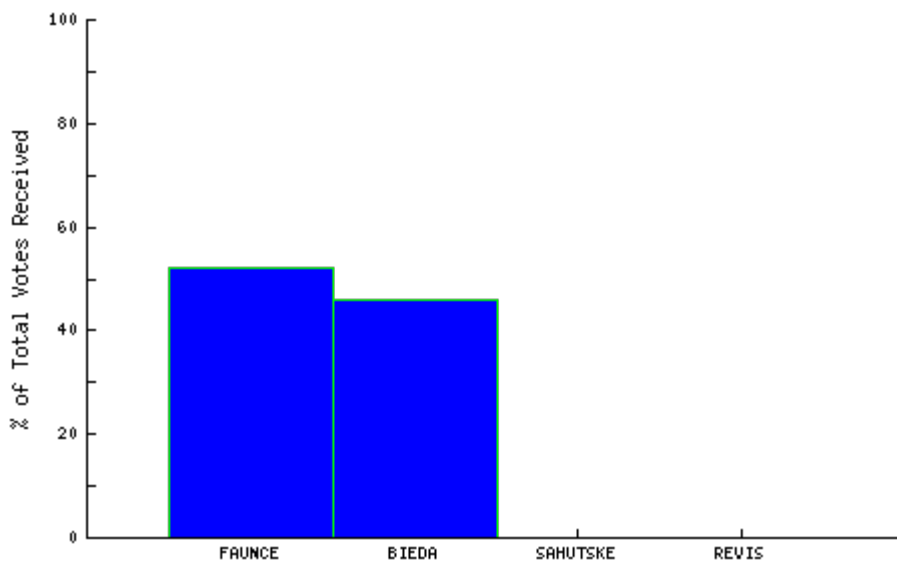
webmaster@mcntv.com

[Click here to return to race list](#)

THE 2000 VOTE

State Representative 29th District One 2-year term

View [precinct breakdown](#) or [community totals](#).



JENNIFER FAUNCE REP **21,292** **52%**

STEVE BIEDA DEM **18,967** **46%**

E. DEAN SAHUTSKE LIB **308** **0%**

STEVEN REVIS UST **124** **0%**

100% of precincts reporting.

NEW: Make your own custom comparisons using our new analysis software, [FirstChart](#).

These same results may also be obtained via:

- Election Telephone Hotline: 810.469.5346.
- 24-Hour Fax (Within MI): 1.888.99.CLERK (request document number 6710).
- 24-Hour Fax (Outside of MI): 1.310.575.5035 (request document number 6710).

www.MCNTV.com

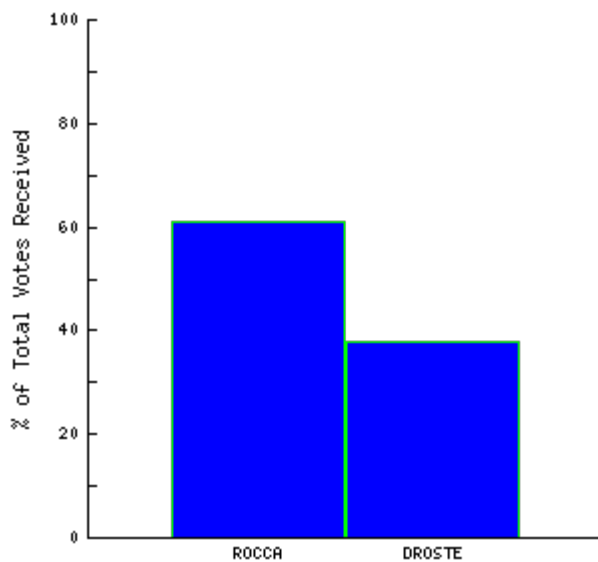
webmaster@mcntv.com

[Click here to return to race list](#)



State Representative 30th District One 2-year term

View [precinct breakdown](#) or [community totals](#).



SAL ROCCA REP **23,625** **61%**

IRVIN DROSTE DEM **15,059** **38%**

100% of precincts reporting.

NEW: Make your own custom comparisons using our new analysis software, [FirstChart](#).

These same results may also be obtained via:

- Election Telephone Hotline: 810.469.5346.

- 24-Hour Fax (Within MI): 1.888.99.CLERK (request document number 6710).
- 24-Hour Fax (Outside of MI): 1.310.575.5035 (request document number 6710).

www.MCNTV.com

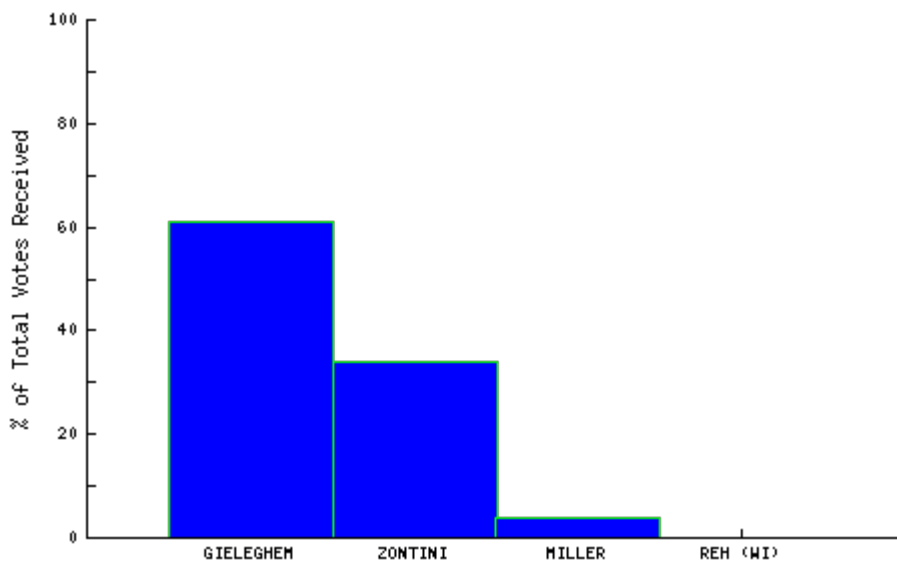
webmaster@mcntv.com

[Click here to return to race list](#)

THE 2000 VOTE

State Representative 31st District One 2-year term

View [precinct breakdown](#) or [community totals](#).



PAUL GIELEGHEM DEM **22,039** **61%**

DIANE ZONTINI REP **12,468** **34%**

H.JAMES MILLER LIB **1,498** **4%**

GORDON REH (WI) NPA **2** **0%**

100% of precincts reporting.

NEW: Make your own custom comparisons using our new analysis software, [FirstChart](#).

These same results may also be obtained via:

- Election Telephone Hotline: 810.469.5346.
- 24-Hour Fax (Within MI): 1.888.99.CLERK (request document number 6710).
- 24-Hour Fax (Outside of MI): 1.310.575.5035 (request document number 6710).

www.MCNTV.com

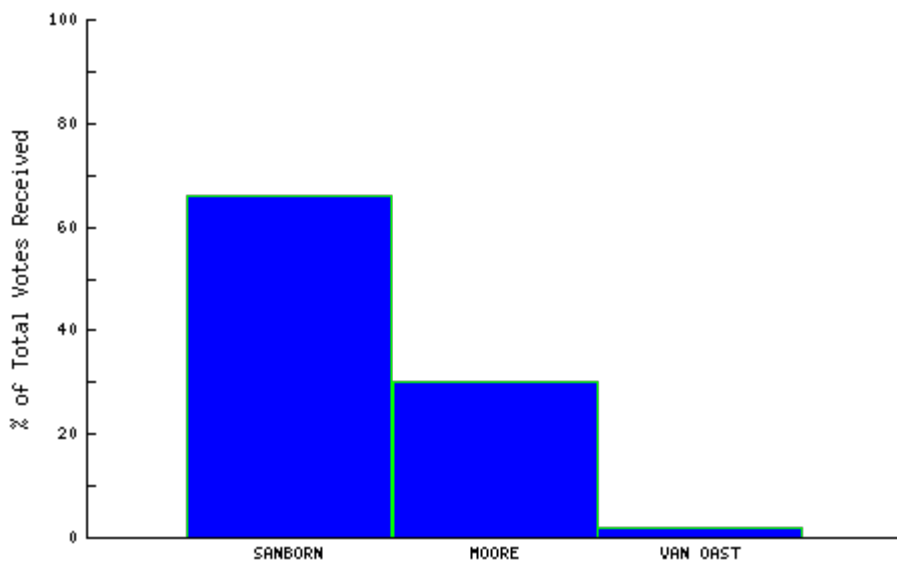
webmaster@mcntv.com

[Click here to return to race list](#)

THE 2000 VOTE

State Representative 32nd District One 2-year term

View [precinct breakdown](#) or [community totals](#).



ALAN SANBORN REP **32,162** **66%**

GREG MOORE DEM **14,852** **30%**

BOB VAN OAST LIB **1,286** **2%**

100% of precincts reporting.

NEW: Make your own custom comparisons using our new analysis software, [FirstChart](#).

These same results may also be obtained via:

- Election Telephone Hotline: 810.469.5346.
- 24-Hour Fax (Within MI): 1.888.99.CLERK (request document number 6710).
- 24-Hour Fax (Outside of MI): 1.310.575.5035 (request document number 6710).

www.MCNTV.com

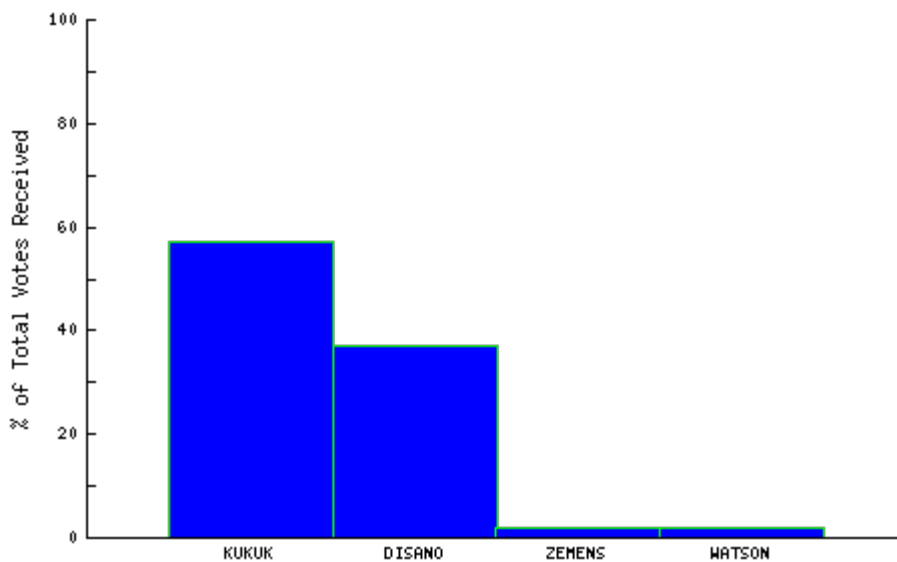
webmaster@mcntv.com

[Click here to return to race list](#)



State Representative 33rd District One 2-year term

View [precinct breakdown](#) or [community totals](#).



JANET KUKUK REP **32,622** **57%**

BERNADETTE DISANO DEM **21,090** **37%**

JOSEPH ZEMENS LIB **1,334** **2%**

TOM WATSON UST **1,259** **2%**

100% of precincts reporting.

NEW: Make your own custom comparisons using our new analysis software, [FirstChart](#).

These same results may also be obtained via:

- Election Telephone Hotline: 810.469.5346.
- 24-Hour Fax (Within MI): 1.888.99.CLERK (request document number 6710).
- 24-Hour Fax (Outside of MI): 1.310.575.5035 (request document number 6710).

www.MCNTV.com

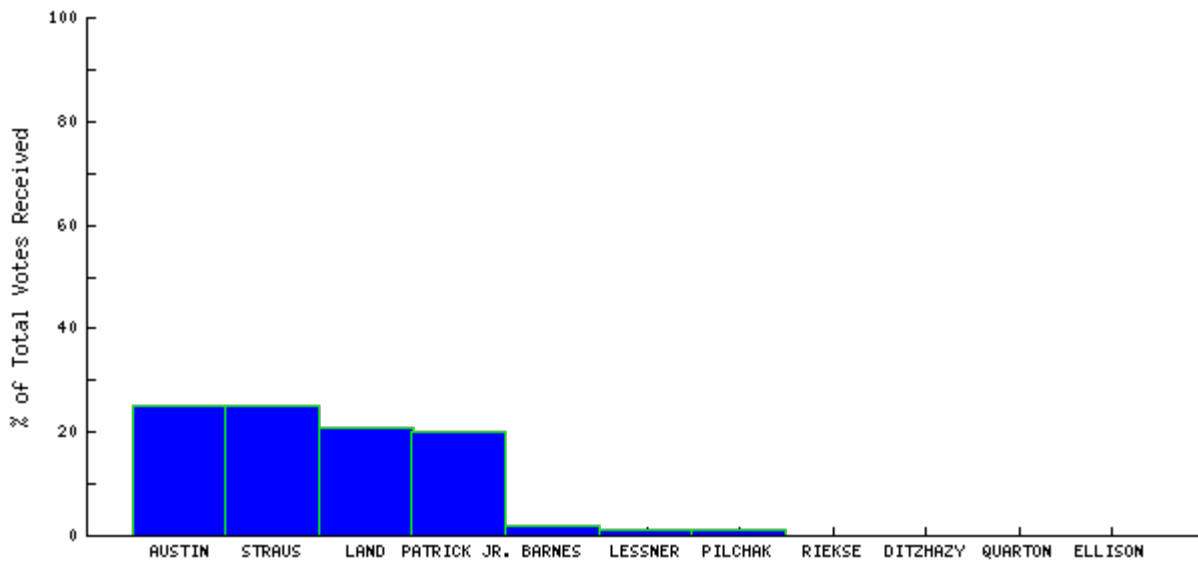
webmaster@mcntv.com

[Click here to return to race list](#)



State Board of Education Two 8-year terms

View [precinct breakdown](#) or [community totals](#).



JOHN AUSTIN DEM **143,081** 25%

KATHLEEN STRAUS DEM **142,736** 25%

TERRI LYNN LAND REP **123,195** 21%

LAWRENCE PATRICK JR. REP **118,263** 20%

DIANE BARNES LIB **11,888** 2%

MARY ANN LESSNER RFP **6,757** 1%

CLARA PILCHAK	UST	6,197	1%
MAX RIEKSE	UST	4,613	0%
HELEN E.R. DITZHAZY	RFP	3,892	0%
GAIL QUARTON	NLP	2,149	0%
LYNNEA ELLISON	NLP	2,032	0%

100% of precincts reporting.

NEW: Make your own custom comparisons using our new analysis software, [***FirstChart***](#).

These same results may also be obtained via:

- Election Telephone Hotline: 810.469.5346.
- 24-Hour Fax (Within MI): 1.888.99.CLERK (request document number 6710).
- 24-Hour Fax (Outside of MI): 1.310.575.5035 (request document number 6710).

www.MCNTV.com

webmaster@mcntv.com

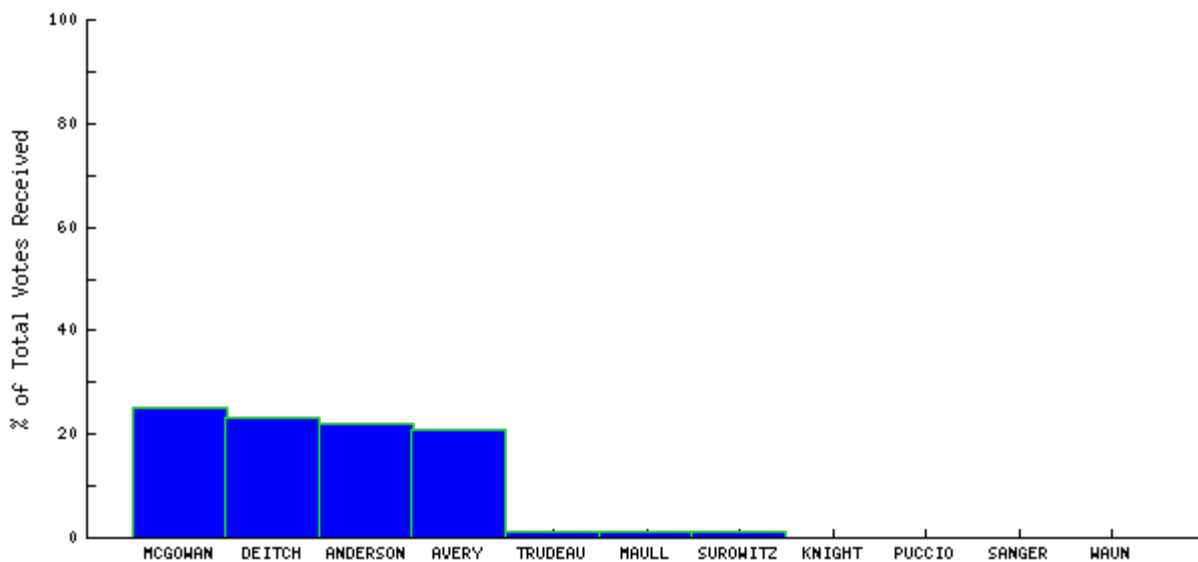
[Click here to return to race list](#)

THE 2000 VOTE

U of M Board of Regents

Two 8-year terms

View [precinct breakdown](#) or [community totals](#).



REBECCA MCGOWAN DEM **138,126** 25%

LARRY DEITCH DEM **130,788** 23%

WENDY ANDERSON REP **122,707** 22%

SUSY AVERY REP **119,686** 21%

SCOTT TRUDEAU GRN **7,790** 1%

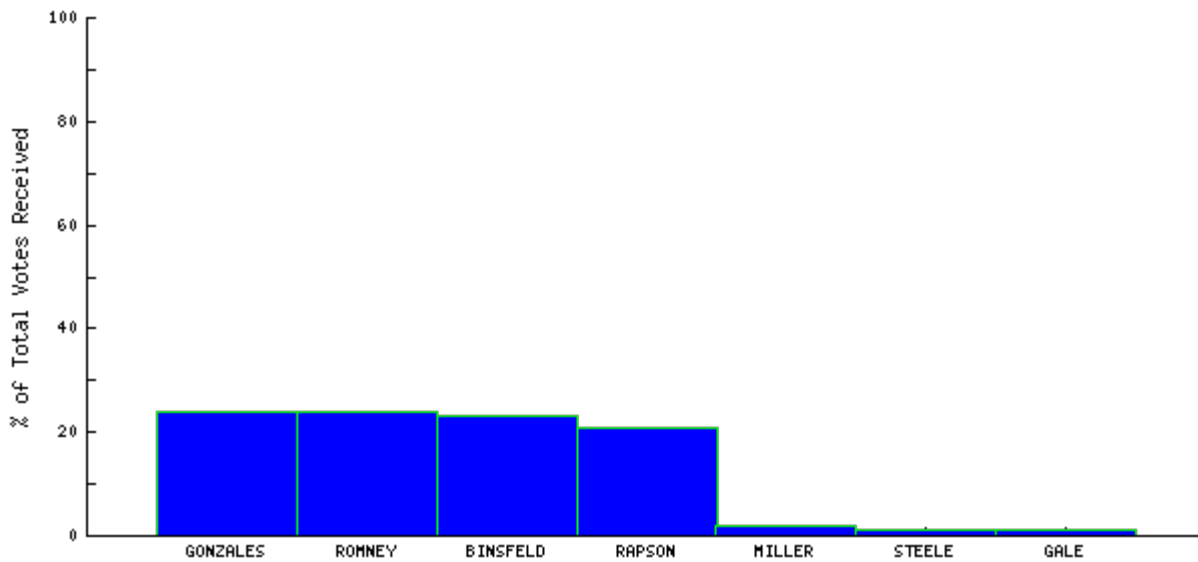
TIM MAULL LIB **7,293** 1%

[Click here to return to race list](#)



MSU Board of Trustees Two 8-year terms

View [precinct breakdown](#) or [community totals](#).



DOROTHY GONZALES DEM **135,758** 24%

GEORGE SCOTT ROMNEY REP **135,592** 24%

CONNIE BINSFELD REP **127,943** 23%

CAL RAPSON DEM **120,009** 21%

MICHAEL MILLER LIB **12,770** 2%

VIOLET STEELE LIB **10,679** 1%

100% of precincts reporting.

NEW: Make your own custom comparisons using our new analysis software, [*FirstChart*](#).

These same results may also be obtained via:

- Election Telephone Hotline: 810.469.5346.
- 24-Hour Fax (Within MI): 1.888.99.CLERK (request document number 6710).
- 24-Hour Fax (Outside of MI): 1.310.575.5035 (request document number 6710).

www.MCNTV.com

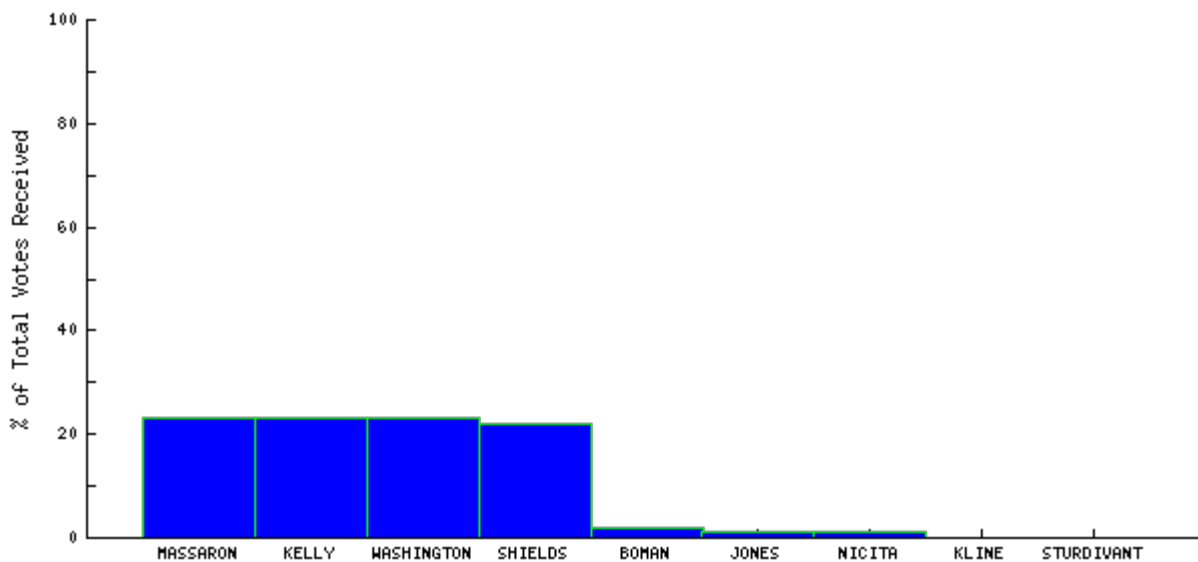
webmaster@mcntv.com

[Click here to return to race list](#)



WSU Board of Governors Two 8-year terms

View [precinct breakdown](#) or [community totals](#).



PAUL MASSARON DEM **127,454** 23%

MICHAEL KELLY REP **126,121** 23%

JACKIE WASHINGTON DEM **125,179** 23%

MARY KAY SHIELDS REP **122,498** 22%

SCOTTY BOMAN LIB **13,677** 2%

THOMAS JONES LIB **7,450** 1%

JAMES NICITA	GRN	6,072	1%
FREDERICK KLINE	UST	4,652	0%
LUCRETIA STURDIVANT	UST	4,504	0%

100% of precincts reporting.

NEW: Make your own custom comparisons using our new analysis software, [*FirstChart*](#).

These same results may also be obtained via:

- Election Telephone Hotline: 810.469.5346.
- 24-Hour Fax (Within MI): 1.888.99.CLERK (request document number 6710).
- 24-Hour Fax (Outside of MI): 1.310.575.5035 (request document number 6710).

www.MCNTV.com

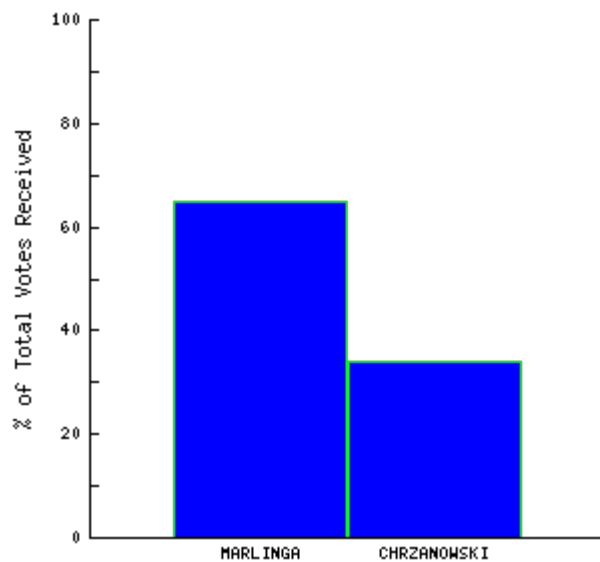
webmaster@mcntv.com

[Click here to return to race list](#)



Prosecuting Attorney One 4-year term

View [precinct breakdown](#) or [community totals](#).



CARL MARLINGA DEM **212,480** 65%

ROBERT CHRZANOWSKI REP **112,304** 34%

100% of precincts reporting.

NEW: Make your own custom comparisons using our new analysis software, [FirstChart](#).

These same results may also be obtained via:

- Election Telephone Hotline: 810.469.5346.

- 24-Hour Fax (Within MI): 1.888.99.CLERK (request document number 6710).
- 24-Hour Fax (Outside of MI): 1.310.575.5035 (request document number 6710).

www.MCNTV.com

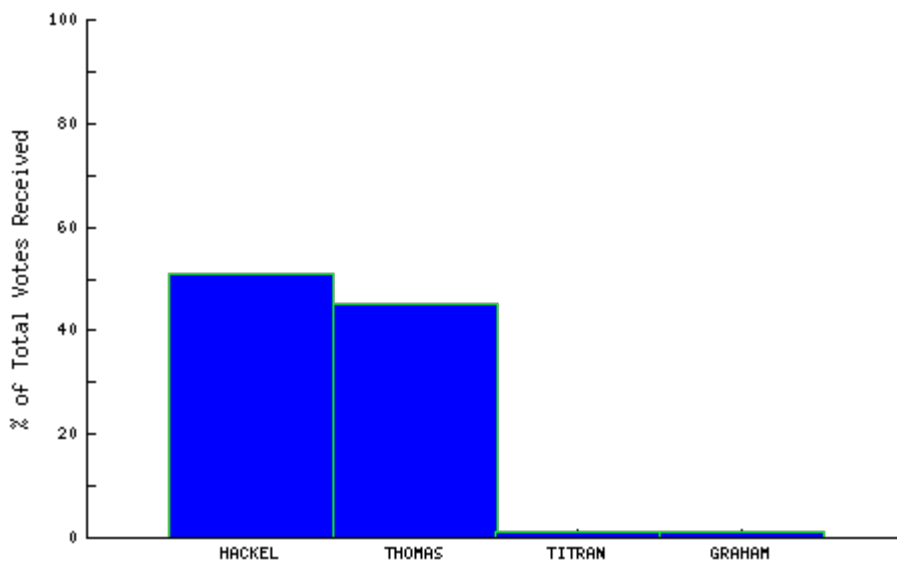
webmaster@mcntv.com

[Click here to return to race list](#)

THE 2000 VOTE

Sheriff One 4-year term

View [precinct breakdown](#) or [community totals](#).



MARK HACKEL DEM 172,466 51%

STEVE THOMAS REP 150,990 45%

ALBERT TITRAN LIB 4,122 1%

JOE GRAHAM RFP 4,093 1%

100% of precincts reporting.

NEW: Make your own custom comparisons using our new analysis software, [FirstChart](#).

These same results may also be obtained via:

- Election Telephone Hotline: 810.469.5346.
- 24-Hour Fax (Within MI): 1.888.99.CLERK (request document number 6710).
- 24-Hour Fax (Outside of MI): 1.310.575.5035 (request document number 6710).

www.MCNTV.com

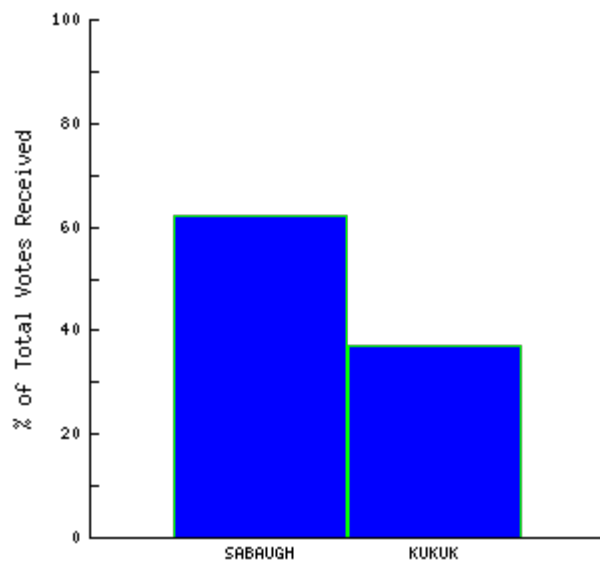
webmaster@mcntv.com

[Click here to return to race list](#)



Clerk/Register of Deeds One 4-year term

View [precinct breakdown](#) or [community totals](#).



CARMELLA SABAUGH DEM 195,723 62%

ALVIN KUKUK REP 116,467 37%

100% of precincts reporting.

NEW: Make your own custom comparisons using our new analysis software, [FirstChart](#).

These same results may also be obtained via:

- Election Telephone Hotline: 810.469.5346.

- 24-Hour Fax (Within MI): 1.888.99.CLERK (request document number 6710).
- 24-Hour Fax (Outside of MI): 1.310.575.5035 (request document number 6710).

www.MCNTV.com

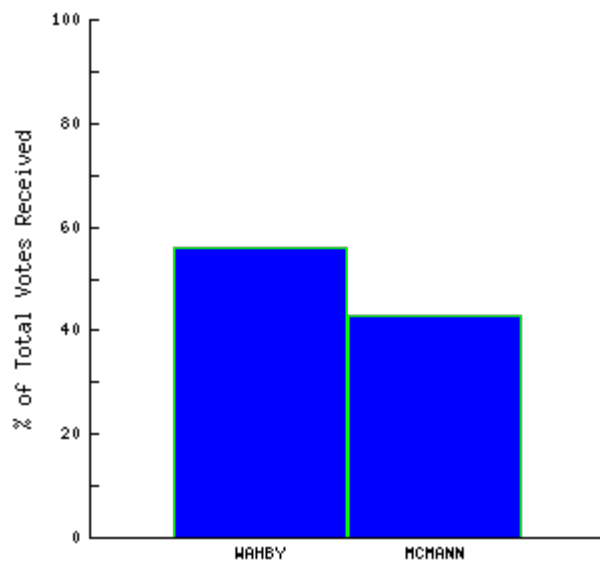
webmaster@mcntv.com

[Click here to return to race list](#)

THE 2000 VOTE

Treasurer One 4-year term

View [precinct breakdown](#) or [community totals](#).



TED WAHBY DEM **173,463** 56%

MARY JANE MCMANN REP **131,254** 43%

100% of precincts reporting.

NEW: Make your own custom comparisons using our new analysis software, [FirstChart](#).

These same results may also be obtained via:

- Election Telephone Hotline: 810.469.5346.

- 24-Hour Fax (Within MI): 1.888.99.CLERK (request document number 6710).
- 24-Hour Fax (Outside of MI): 1.310.575.5035 (request document number 6710).

www.MCNTV.com

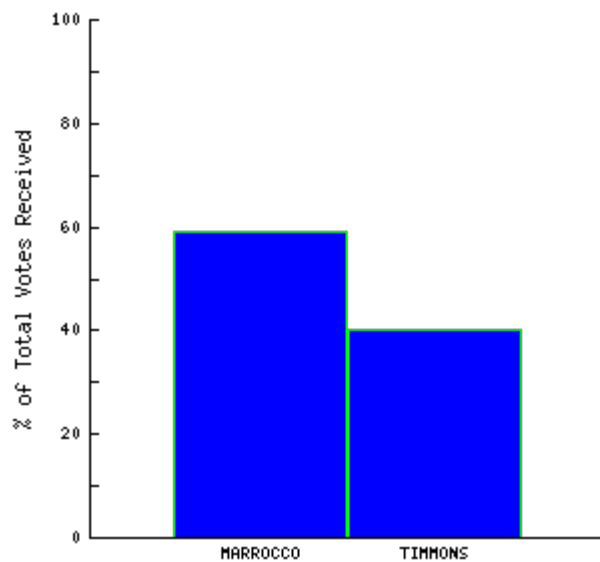
webmaster@mcntv.com

[Click here to return to race list](#)

THE 2000 VOTE

Public Works Commissioner One 4-year term

View [precinct breakdown](#) or [community totals](#).



ANTHONY MARROCCO DEM **178,516** 59%

KEVIN TIMMONS REP **122,098** 40%

100% of precincts reporting.

NEW: Make your own custom comparisons using our new analysis software, [FirstChart](#).

These same results may also be obtained via:

- Election Telephone Hotline: 810.469.5346.

- 24-Hour Fax (Within MI): 1.888.99.CLERK (request document number 6710).
- 24-Hour Fax (Outside of MI): 1.310.575.5035 (request document number 6710).

www.MCNTV.com

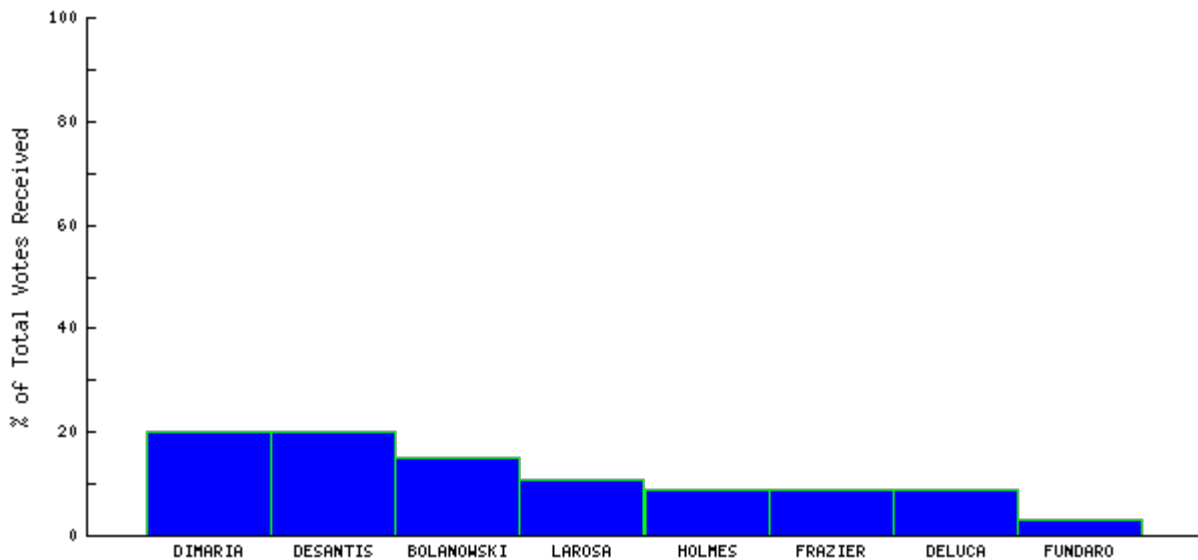
webmaster@mcntv.com

[Click here to return to race list](#)



MCC Trustee Two 6-year terms

View [precinct breakdown](#) or [community totals](#).



ROSEANNE DIMARIA 78,782 20%

JOSEPH DESANTIS 77,228 20%

CONNIE BOLANOWSKI 60,766 15%

DOMINIC LAROSA 43,662 11%

KIRBY HOLMES 36,496 9%

WILLIAM FRAZIER 36,354 9%

NEIL DELUCA	34,939	9%
--------------------	---------------	-----------

MARIO FUNDARO	13,546	3%
----------------------	---------------	-----------

100% of precincts reporting.

NEW: Make your own custom comparisons using our new analysis software, [*FirstChart*](#).

These same results may also be obtained via:

- Election Telephone Hotline: 810.469.5346.
- 24-Hour Fax (Within MI): 1.888.99.CLERK (request document number 6710).
- 24-Hour Fax (Outside of MI): 1.310.575.5035 (request document number 6710).

www.MCNTV.com

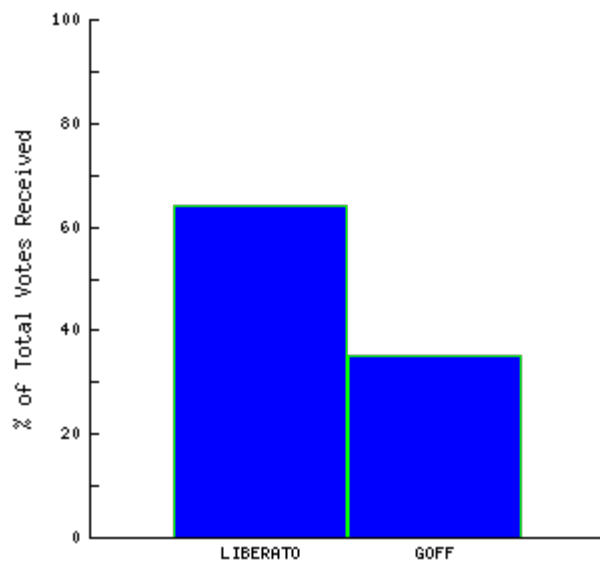
webmaster@mcntv.com

[Click here to return to race list](#)

THE 2000 VOTE

County Commission 1st District One 2-year term

View [precinct breakdown](#) or [community totals](#).



RALPH LIBERATO DEM **5,945** 64%

LINDA GOFF REP **3,229** 35%

100% of precincts reporting.

NEW: Make your own custom comparisons using our new analysis software, [FirstChart](#).

These same results may also be obtained via:

- Election Telephone Hotline: 810.469.5346.

- 24-Hour Fax (Within MI): 1.888.99.CLERK (request document number 6710).
- 24-Hour Fax (Outside of MI): 1.310.575.5035 (request document number 6710).

www.MCNTV.com

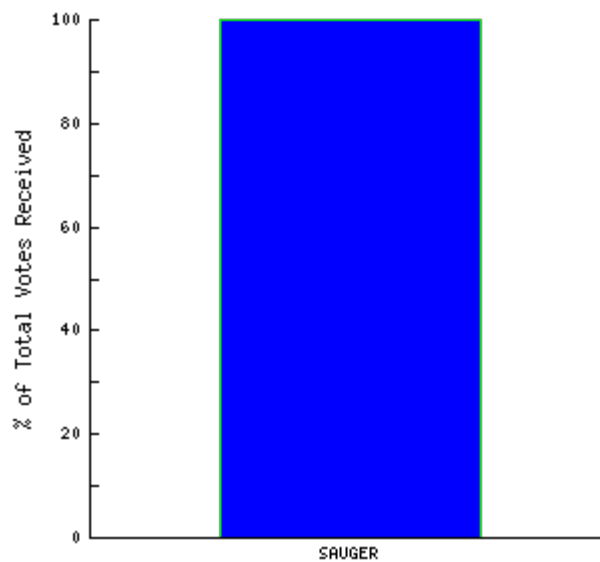
webmaster@mcntv.com

[Click here to return to race list](#)



County Commission 2nd District One 2-year term

View [precinct breakdown](#) or [community totals](#).



MARVIN SAUGER DEM 5,784 100%

100% of precincts reporting.

NEW: Make your own custom comparisons using our new analysis software, [FirstChart](#).

These same results may also be obtained via:

- Election Telephone Hotline: 810.469.5346.
- 24-Hour Fax (Within MI): 1.888.99.CLERK (request document number 6710).
- 24-Hour Fax (Outside of MI): 1.310.575.5035 (request document number 6710).

www.MCNTV.com

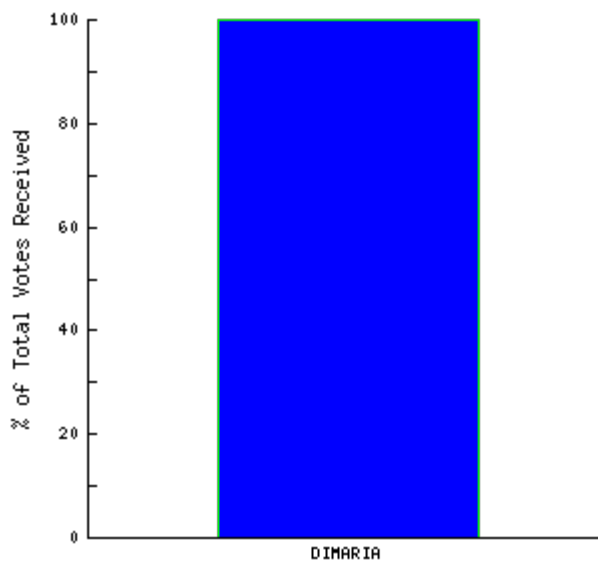
webmaster@mcntv.com

[Click here to return to race list](#)



County Commission 3rd District One 2-year term

View [precinct breakdown](#) or [community totals](#).



PHILLIP DIMARIA DEM 6,795 100%

100% of precincts reporting.

NEW: Make your own custom comparisons using our new analysis software, [FirstChart](#).

These same results may also be obtained via:

- Election Telephone Hotline: 810.469.5346.
- 24-Hour Fax (Within MI): 1.888.99.CLERK (request document number 6710).
- 24-Hour Fax (Outside of MI): 1.310.575.5035 (request document number 6710).

www.MCNTV.com

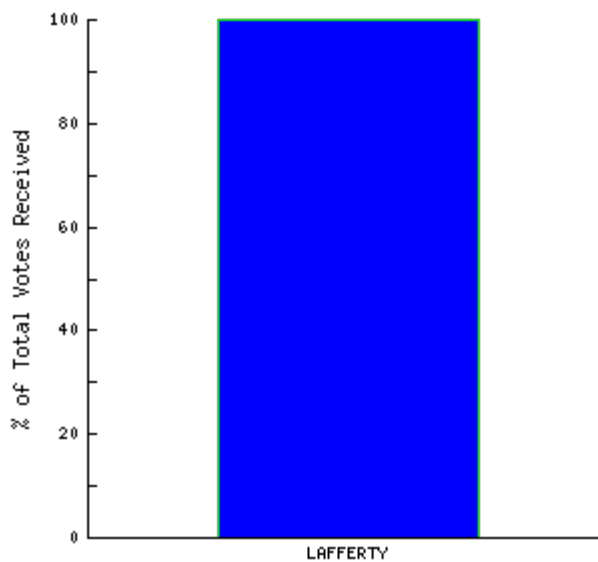
webmaster@mcntv.com

[Click here to return to race list](#)



County Commission 4th District One 2-year term

View [precinct breakdown](#) or [community totals](#).



JONATHAN LAFFERTY DEM 7,278 100%

100% of precincts reporting.

NEW: Make your own custom comparisons using our new analysis software, [FirstChart](#).

These same results may also be obtained via:

- Election Telephone Hotline: 810.469.5346.
- 24-Hour Fax (Within MI): 1.888.99.CLERK (request document number 6710).
- 24-Hour Fax (Outside of MI): 1.310.575.5035 (request document number 6710).

www.MCNTV.com

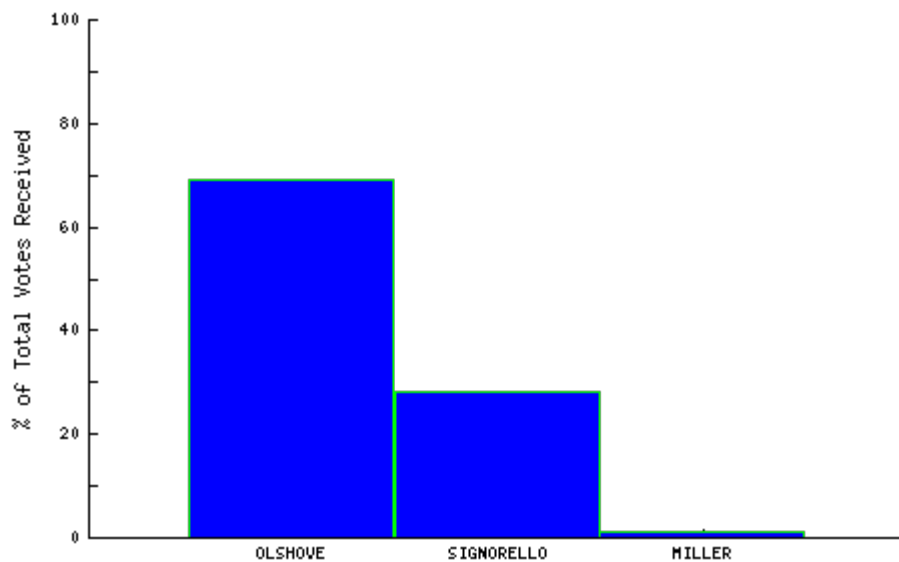
webmaster@mcntv.com

[Click here to return to race list](#)

THE 2000 VOTE

County Commission 5th District One 2-year term

View [precinct breakdown](#) or [community totals](#).



DENNIS OLSHOVE DEM **7,852** **69%**

JAMES SIGNORELLO REP **3,201** **28%**

ROBERT MILLER UST **225** **1%**

100% of precincts reporting.

NEW: Make your own custom comparisons using our new analysis software, [FirstChart](#).

These same results may also be obtained via:

- Election Telephone Hotline: 810.469.5346.
- 24-Hour Fax (Within MI): 1.888.99.CLERK (request document number 6710).
- 24-Hour Fax (Outside of MI): 1.310.575.5035 (request document number 6710).

www.MCNTV.com

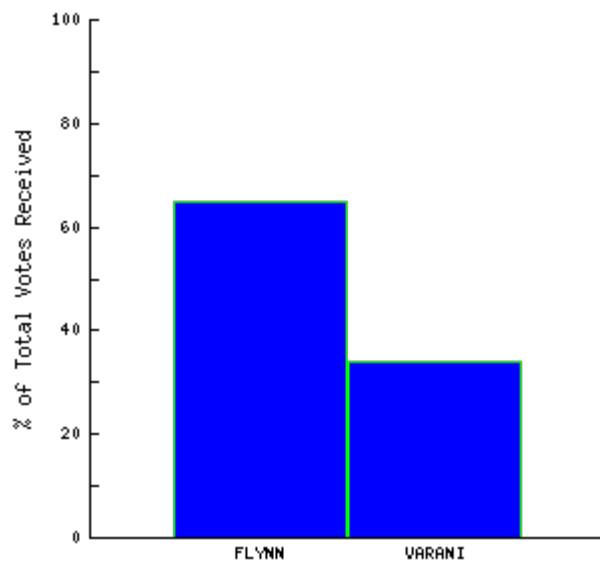
webmaster@mcntv.com

[Click here to return to race list](#)

THE 2000 VOTE

County Commission 6th District One 2-year term

View [precinct breakdown](#) or [community totals](#).



JOAN FLYNN DEM **7,253** **65%**

R PETER VARANI REP **3,800** **34%**

100% of precincts reporting.

NEW: Make your own custom comparisons using our new analysis software, [FirstChart](#).

These same results may also be obtained via:

- Election Telephone Hotline: 810.469.5346.

- 24-Hour Fax (Within MI): 1.888.99.CLERK (request document number 6710).
- 24-Hour Fax (Outside of MI): 1.310.575.5035 (request document number 6710).

www.MCNTV.com

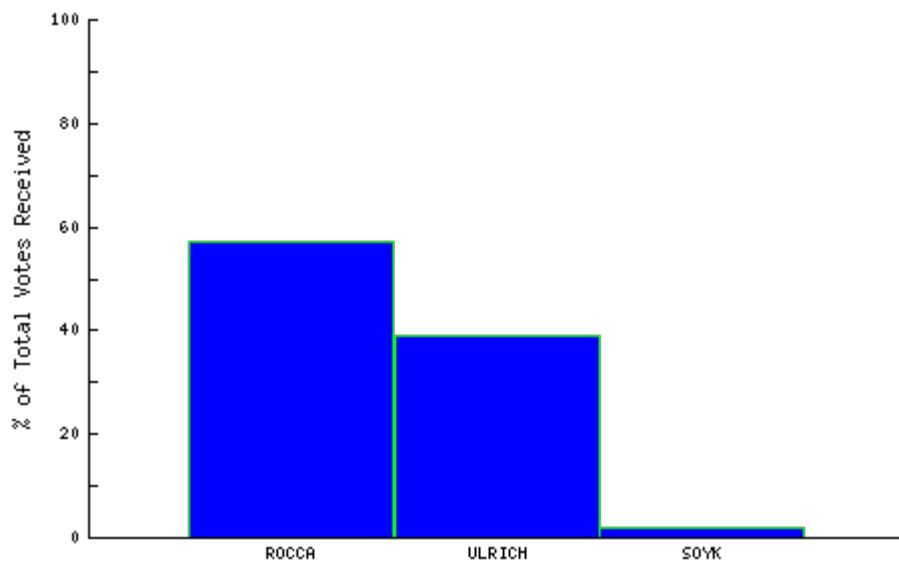
webmaster@mcntv.com

[Click here to return to race list](#)

THE 2000 VOTE

County Commission 7th District One 2-year term

View [precinct breakdown](#) or [community totals](#).



SUE ROCCA REP **7,669** **57%**

NANCY ULRICH DEM **5,275** **39%**

PAUL SOYK LIB **357** **2%**

100% of precincts reporting.

NEW: Make your own custom comparisons using our new analysis software, [FirstChart](#).

These same results may also be obtained via:

- Election Telephone Hotline: 810.469.5346.
- 24-Hour Fax (Within MI): 1.888.99.CLERK (request document number 6710).
- 24-Hour Fax (Outside of MI): 1.310.575.5035 (request document number 6710).

www.MCNTV.com

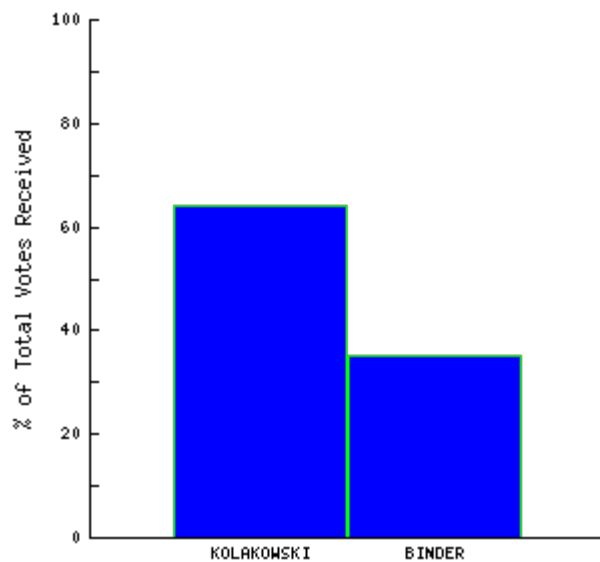
webmaster@mcntv.com

[Click here to return to race list](#)



County Commission 8th District One 2-year term

View [precinct breakdown](#) or [community totals](#).



DIANA KOLAKOWSKI DEM 6,498 64%

BECKY BINDER REP 3,564 35%

100% of precincts reporting.

NEW: Make your own custom comparisons using our new analysis software, [FirstChart](#).

These same results may also be obtained via:

- Election Telephone Hotline: 810.469.5346.

- 24-Hour Fax (Within MI): 1.888.99.CLERK (request document number 6710).
- 24-Hour Fax (Outside of MI): 1.310.575.5035 (request document number 6710).

www.MCNTV.com

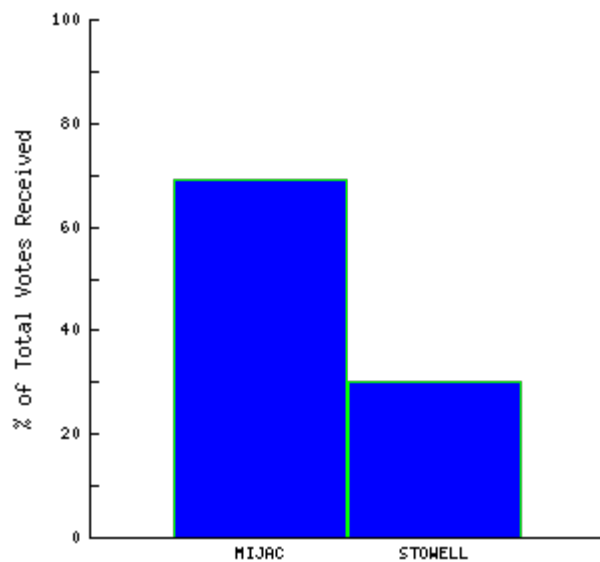
webmaster@mcntv.com

[Click here to return to race list](#)

THE 2000 VOTE

County Commission 9th District One 2-year term

View [precinct breakdown](#) or [community totals](#).



ROBERT MIJAC DEM **6,806** 69%

AARON STOWELL REP **3,049** 30%

100% of precincts reporting.

NEW: Make your own custom comparisons using our new analysis software, [FirstChart](#).

These same results may also be obtained via:

- Election Telephone Hotline: 810.469.5346.

- 24-Hour Fax (Within MI): 1.888.99.CLERK (request document number 6710).
- 24-Hour Fax (Outside of MI): 1.310.575.5035 (request document number 6710).

www.MCNTV.com

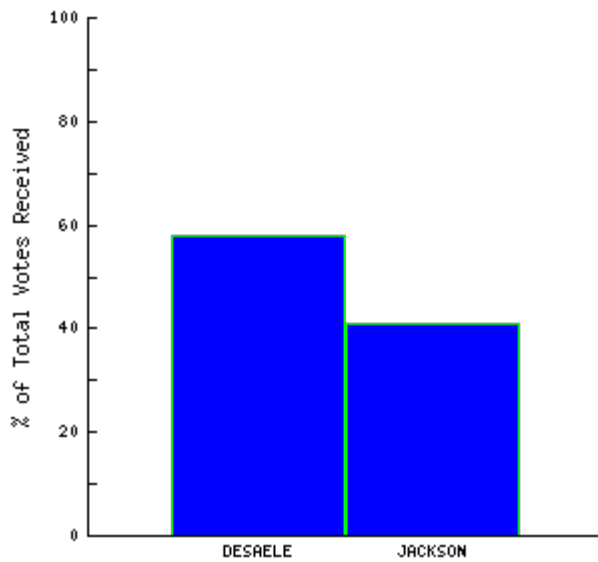
webmaster@mcntv.com

[Click here to return to race list](#)



County Commission 10th District One 2-year term

View [precinct breakdown](#) or [community totals](#).



PHILIS DESAELE REP **6,634** **58%**

DOROTHY JACKSON DEM **4,759** **41%**

100% of precincts reporting.

NEW: Make your own custom comparisons using our new analysis software, [FirstChart](#).

These same results may also be obtained via:

- Election Telephone Hotline: 810.469.5346.

- 24-Hour Fax (Within MI): 1.888.99.CLERK (request document number 6710).
- 24-Hour Fax (Outside of MI): 1.310.575.5035 (request document number 6710).

www.MCNTV.com

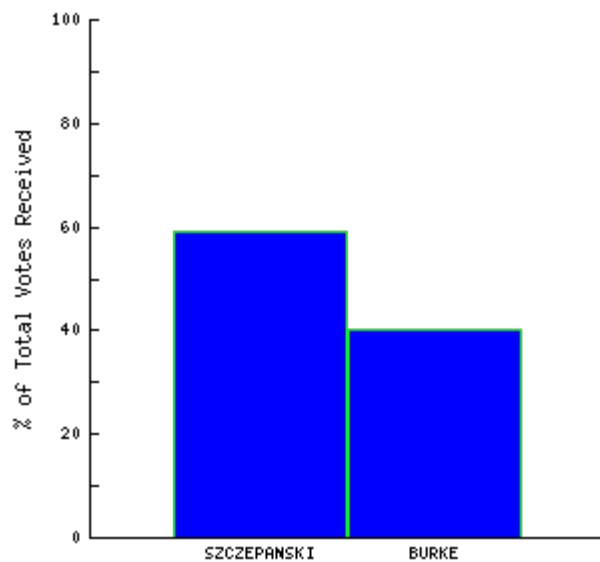
webmaster@mcntv.com

[Click here to return to race list](#)



County Commission 11th District One 2-year term

View [precinct breakdown](#) or [community totals](#).



ED SZCZEPANSKI REP 7,599 59%

MARIANNE BURKE DEM 5,250 40%

100% of precincts reporting.

NEW: Make your own custom comparisons using our new analysis software, [FirstChart](#).

These same results may also be obtained via:

- Election Telephone Hotline: 810.469.5346.

- 24-Hour Fax (Within MI): 1.888.99.CLERK (request document number 6710).
- 24-Hour Fax (Outside of MI): 1.310.575.5035 (request document number 6710).

www.MCNTV.com

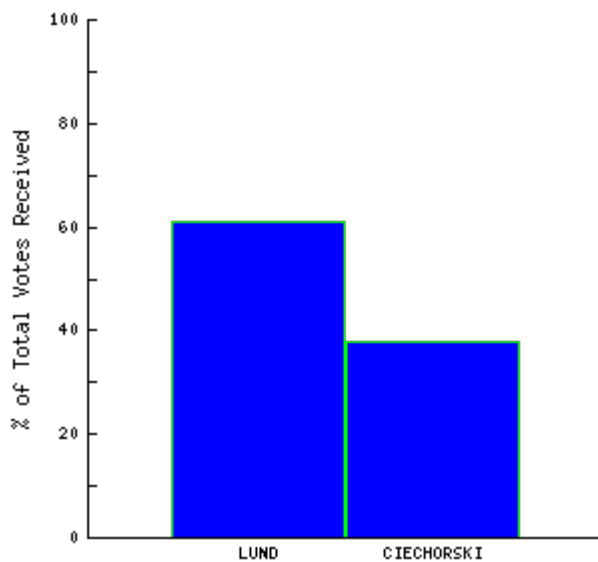
webmaster@mcntv.com

[Click here to return to race list](#)



County Commission 12th District One 2-year term

View [precinct breakdown](#) or [community totals](#).



PETER LUND REP **11,460** **61%**

TIM CIECHORSKI DEM **7,030** **38%**

100% of precincts reporting.

NEW: Make your own custom comparisons using our new analysis software, [FirstChart](#).

These same results may also be obtained via:

- Election Telephone Hotline: 810.469.5346.

- 24-Hour Fax (Within MI): 1.888.99.CLERK (request document number 6710).
- 24-Hour Fax (Outside of MI): 1.310.575.5035 (request document number 6710).

www.MCNTV.com

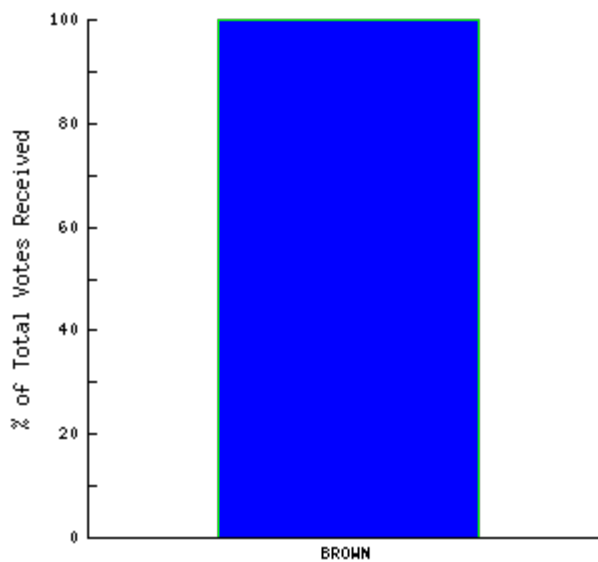
webmaster@mcntv.com

[Click here to return to race list](#)



County Commission 13th District One 2-year term

View [precinct breakdown](#) or [community totals](#).



DON BROWN REP 11,706 100%

100% of precincts reporting.

NEW: Make your own custom comparisons using our new analysis software, [FirstChart](#).

These same results may also be obtained via:

- Election Telephone Hotline: 810.469.5346.
- 24-Hour Fax (Within MI): 1.888.99.CLERK (request document number 6710).
- 24-Hour Fax (Outside of MI): 1.310.575.5035 (request document number 6710).

www.MCNTV.com

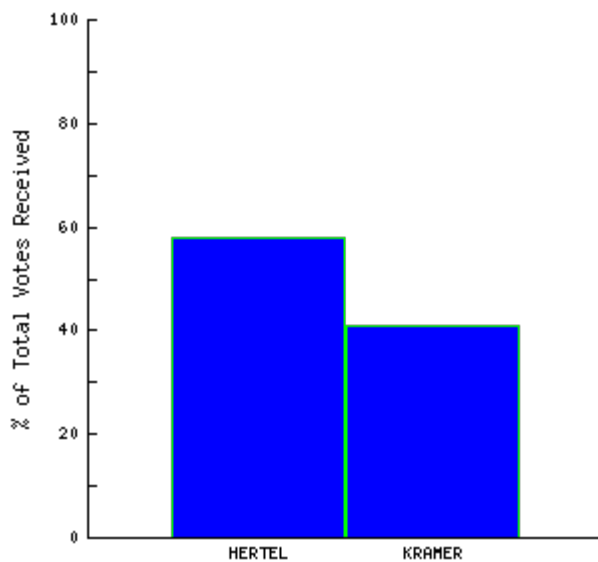
webmaster@mcntv.com

[Click here to return to race list](#)



County Commission 14th District One 2-year term

View [precinct breakdown](#) or [community totals](#).



JOHN HERTEL DEM **9,294** **58%**

KURT KRAMER REP **6,716** **41%**

100% of precincts reporting.

NEW: Make your own custom comparisons using our new analysis software, [FirstChart](#).

These same results may also be obtained via:

- Election Telephone Hotline: 810.469.5346.

- 24-Hour Fax (Within MI): 1.888.99.CLERK (request document number 6710).
- 24-Hour Fax (Outside of MI): 1.310.575.5035 (request document number 6710).

www.MCNTV.com

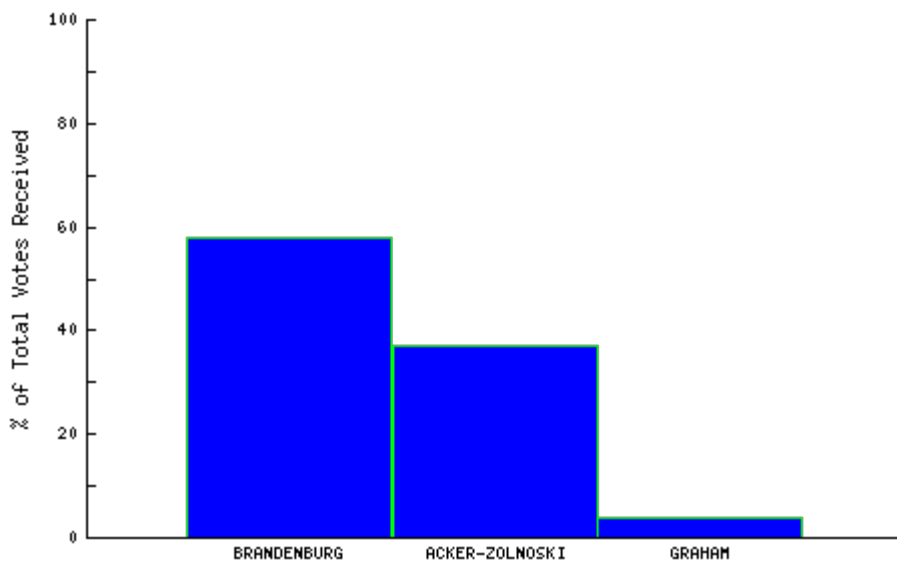
webmaster@mcntv.com

[Click here to return to race list](#)



County Commission 15th District One 2-year term

View [precinct breakdown](#) or [community totals](#).



NICHOLYN BRANDENBURG REP **13,233** **58%**

DEBI ACKER-ZOLNOSKI DEM **8,379** **37%**

JANA GRAHAM RFP **944** **4%**

100% of precincts reporting.

NEW: Make your own custom comparisons using our new analysis software, [FirstChart](#).

These same results may also be obtained via:

- Election Telephone Hotline: 810.469.5346.
- 24-Hour Fax (Within MI): 1.888.99.CLERK (request document number 6710).
- 24-Hour Fax (Outside of MI): 1.310.575.5035 (request document number 6710).

www.MCNTV.com

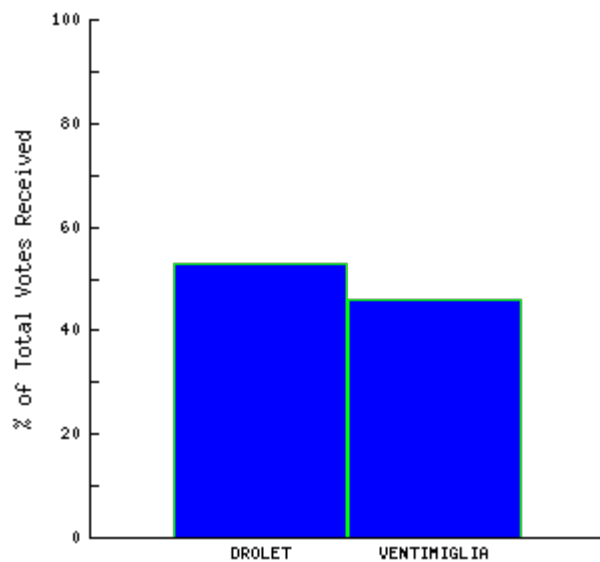
webmaster@mcntv.com

[Click here to return to race list](#)



County Commission 16th District One 2-year term

View [precinct breakdown](#) or [community totals](#).



LEON DROLET REP **8,153** 53%

ANTHONY VENTIMIGLIA DEM **7,044** 46%

100% of precincts reporting.

NEW: Make your own custom comparisons using our new analysis software, [FirstChart](#).

These same results may also be obtained via:

- Election Telephone Hotline: 810.469.5346.

- 24-Hour Fax (Within MI): 1.888.99.CLERK (request document number 6710).
- 24-Hour Fax (Outside of MI): 1.310.575.5035 (request document number 6710).

www.MCNTV.com

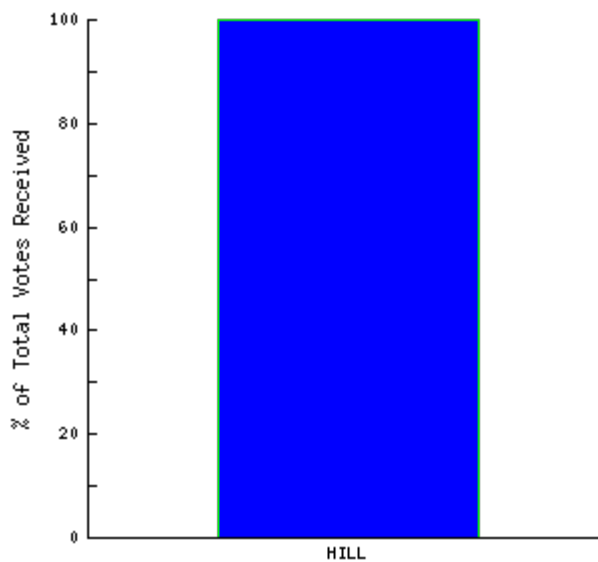
webmaster@mcntv.com

[Click here to return to race list](#)



County Commission 17th District One 2-year term

View [precinct breakdown](#) or [community totals](#).



BOBBY HILL DEM 7,271 100%

100% of precincts reporting.

NEW: Make your own custom comparisons using our new analysis software, [FirstChart](#).

These same results may also be obtained via:

- Election Telephone Hotline: 810.469.5346.
- 24-Hour Fax (Within MI): 1.888.99.CLERK (request document number 6710).
- 24-Hour Fax (Outside of MI): 1.310.575.5035 (request document number 6710).

www.MCNTV.com

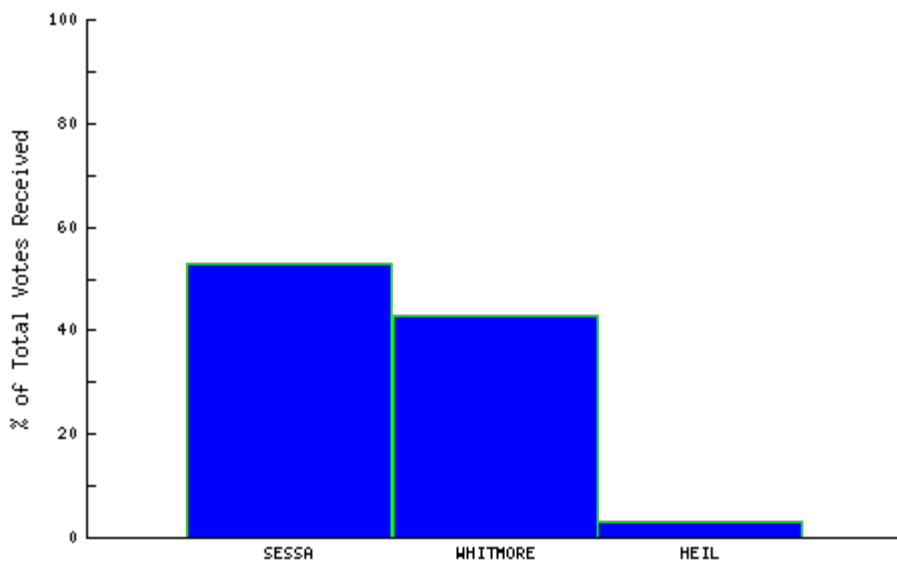
webmaster@mcntv.com

[Click here to return to race list](#)

THE 2000 VOTE

County Commission 18th District One 2-year term

View [precinct breakdown](#) or [community totals](#).



MICHAEL SESSA REP **6,395** 53%

GARY WHITMORE DEM **5,200** 43%

MARK HEIL LIB **385** 3%

100% of precincts reporting.

NEW: Make your own custom comparisons using our new analysis software, [FirstChart](#).

These same results may also be obtained via:

- Election Telephone Hotline: 810.469.5346.
- 24-Hour Fax (Within MI): 1.888.99.CLERK (request document number 6710).
- 24-Hour Fax (Outside of MI): 1.310.575.5035 (request document number 6710).

www.MCNTV.com

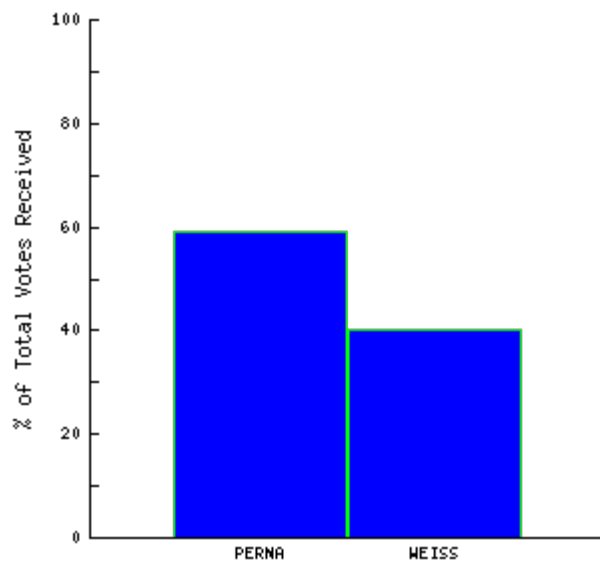
webmaster@mcntv.com

[Click here to return to race list](#)



County Commission 19th District One 2-year term

View [precinct breakdown](#) or [community totals](#).



JAMES PERNA DEM **7,007** **59%**

PAMELA WEISS REP **4,783** **40%**

100% of precincts reporting.

NEW: Make your own custom comparisons using our new analysis software, [FirstChart](#).

These same results may also be obtained via:

- Election Telephone Hotline: 810.469.5346.

- 24-Hour Fax (Within MI): 1.888.99.CLERK (request document number 6710).
- 24-Hour Fax (Outside of MI): 1.310.575.5035 (request document number 6710).

www.MCNTV.com

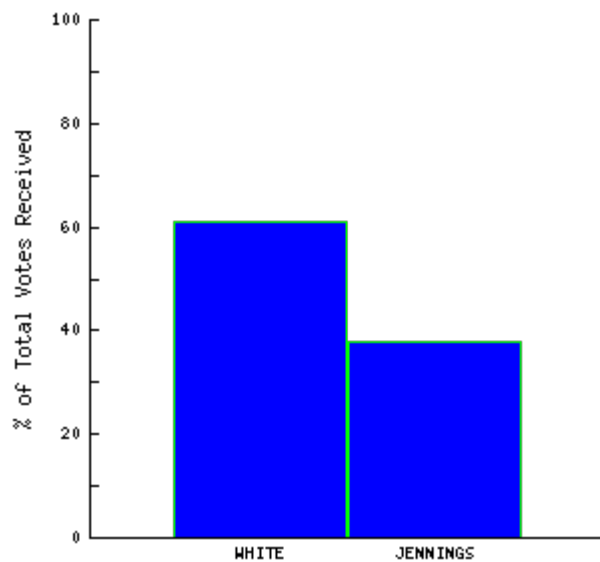
webmaster@mcntv.com

[Click here to return to race list](#)



County Commission 20th District One 2-year term

View [precinct breakdown](#) or [community totals](#).



NANCY WHITE DEM **7,423** **61%**

BARBARA JENNINGS REP **4,616** **38%**

100% of precincts reporting.

NEW: Make your own custom comparisons using our new analysis software, [FirstChart](#).

These same results may also be obtained via:

- Election Telephone Hotline: 810.469.5346.

- 24-Hour Fax (Within MI): 1.888.99.CLERK (request document number 6710).
- 24-Hour Fax (Outside of MI): 1.310.575.5035 (request document number 6710).

www.MCNTV.com

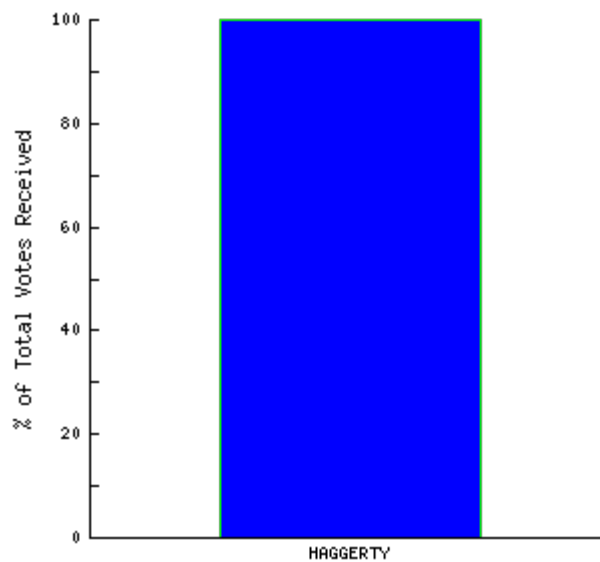
webmaster@mcntv.com

[Click here to return to race list](#)



County Commission 21st District One 2-year term

View [precinct breakdown](#) or [community totals](#).



LEONARD HAGGERTY DEM 8,155 100%

100% of precincts reporting.

NEW: Make your own custom comparisons using our new analysis software, [FirstChart](#).

These same results may also be obtained via:

- Election Telephone Hotline: 810.469.5346.
- 24-Hour Fax (Within MI): 1.888.99.CLERK (request document number 6710).
- 24-Hour Fax (Outside of MI): 1.310.575.5035 (request document number 6710).

www.MCNTV.com

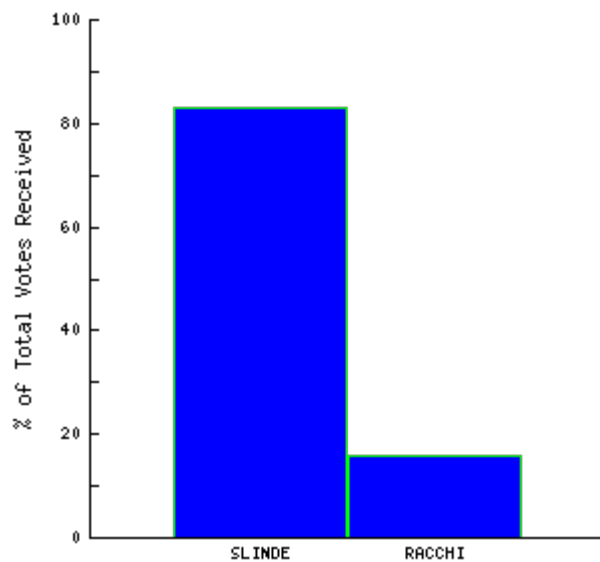
webmaster@mcntv.com

[Click here to return to race list](#)



County Commission 22nd District One 2-year term

View [precinct breakdown](#) or [community totals](#).



ELIZABETH SLINDE DEM **6,869** **83%**

ROSEMARY RACCHI LIB **1,363** **16%**

100% of precincts reporting.

NEW: Make your own custom comparisons using our new analysis software, [FirstChart](#).

These same results may also be obtained via:

- Election Telephone Hotline: 810.469.5346.

- 24-Hour Fax (Within MI): 1.888.99.CLERK (request document number 6710).
- 24-Hour Fax (Outside of MI): 1.310.575.5035 (request document number 6710).

www.MCNTV.com

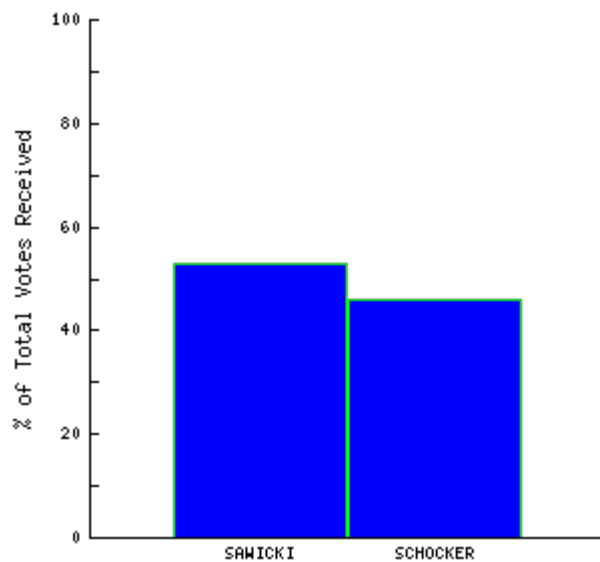
webmaster@mcntv.com

[Click here to return to race list](#)



County Commission 23rd District One 2-year term

View [precinct breakdown](#) or [community totals](#).



ROBERT SAWICKI DEM 6,376 53%

MARC SCHOCKER REP 5,594 46%

100% of precincts reporting.

NEW: Make your own custom comparisons using our new analysis software, [FirstChart](#).

These same results may also be obtained via:

- Election Telephone Hotline: 810.469.5346.

- 24-Hour Fax (Within MI): 1.888.99.CLERK (request document number 6710).
- 24-Hour Fax (Outside of MI): 1.310.575.5035 (request document number 6710).

www.MCNTV.com

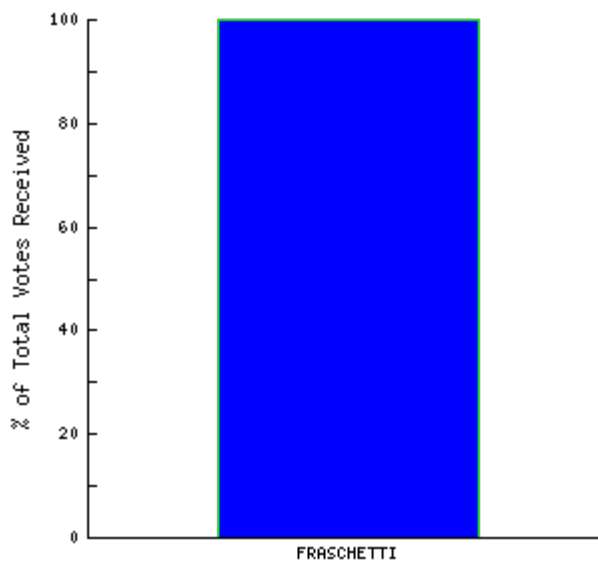
webmaster@mcntv.com

[Click here to return to race list](#)



County Commission 24th District One 2-year term

View [precinct breakdown](#) or [community totals](#).



ROLAND FRASCETTI REP 8,025 100%

100% of precincts reporting.

NEW: Make your own custom comparisons using our new analysis software, [FirstChart](#).

These same results may also be obtained via:

- Election Telephone Hotline: 810.469.5346.
- 24-Hour Fax (Within MI): 1.888.99.CLERK (request document number 6710).
- 24-Hour Fax (Outside of MI): 1.310.575.5035 (request document number 6710).

www.MCNTV.com

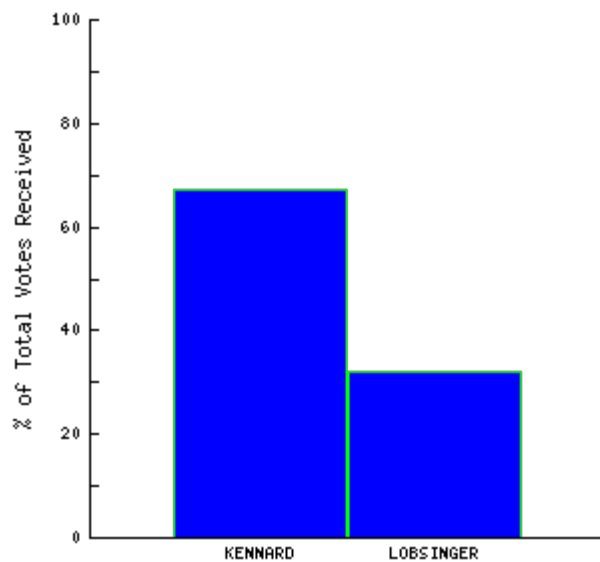
webmaster@mcntv.com

[Click here to return to race list](#)



County Commission 25th District One 2-year term

View [precinct breakdown](#) or [community totals](#).



PEGGY KENNARD DEM **8,020** **67%**

DONALD LOBSINGER REP **3,926** **32%**

100% of precincts reporting.

NEW: Make your own custom comparisons using our new analysis software, [FirstChart](#).

These same results may also be obtained via:

- Election Telephone Hotline: 810.469.5346.

- 24-Hour Fax (Within MI): 1.888.99.CLERK (request document number 6710).
- 24-Hour Fax (Outside of MI): 1.310.575.5035 (request document number 6710).

www.MCNTV.com

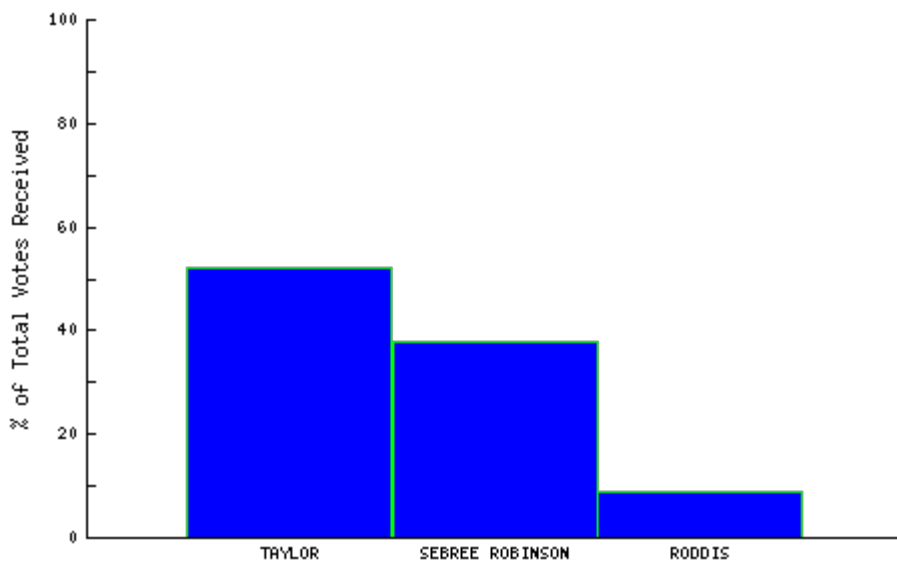
webmaster@mcntv.com

[Click here to return to race list](#)

THE 2000 VOTE

Justice of the Supreme Court Regular term ending 1/1/2009

View [precinct breakdown](#) or [community totals](#).



CLIFFORD TAYLOR	127,814	52%
------------------------	----------------	------------

MARIETTA SEBREE ROBINSON	93,178	38%
---------------------------------	---------------	------------

ROBERT RODDIS	23,429	9%
----------------------	---------------	-----------

100% of precincts reporting.

NEW: Make your own custom comparisons using our new analysis software, [FirstChart](#).

These same results may also be obtained via:

- Election Telephone Hotline: 810.469.5346.
- 24-Hour Fax (Within MI): 1.888.99.CLERK (request document number 6710).
- 24-Hour Fax (Outside of MI): 1.310.575.5035 (request document number 6710).

www.MCNTV.com

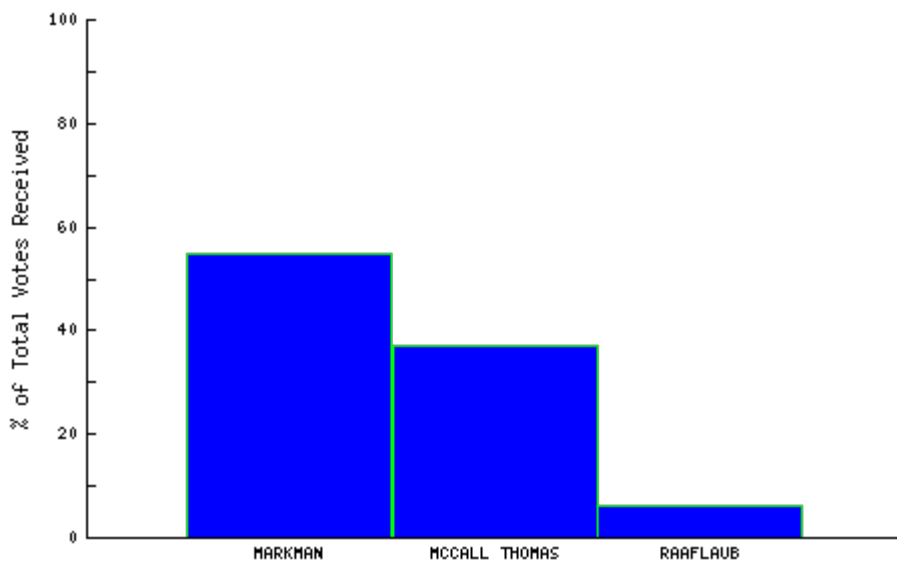
webmaster@mcntv.com

[Click here to return to race list](#)

THE 2000 VOTE

Justice of the Supreme Court (Incumbent) One partial term ending 1/1/2005

View [precinct breakdown](#) or [community totals](#).



STEPHEN MARKMAN	133,684	55%
------------------------	----------------	------------

EDWARD MCCALL THOMAS	90,083	37%
-----------------------------	---------------	------------

DAVID RAAFLAUB	15,781	6%
-----------------------	---------------	-----------

100% of precincts reporting.

NEW: Make your own custom comparisons using our new analysis software, [FirstChart](#).

These same results may also be obtained via:

- Election Telephone Hotline: 810.469.5346.
- 24-Hour Fax (Within MI): 1.888.99.CLERK (request document number 6710).
- 24-Hour Fax (Outside of MI): 1.310.575.5035 (request document number 6710).

www.MCNTV.com

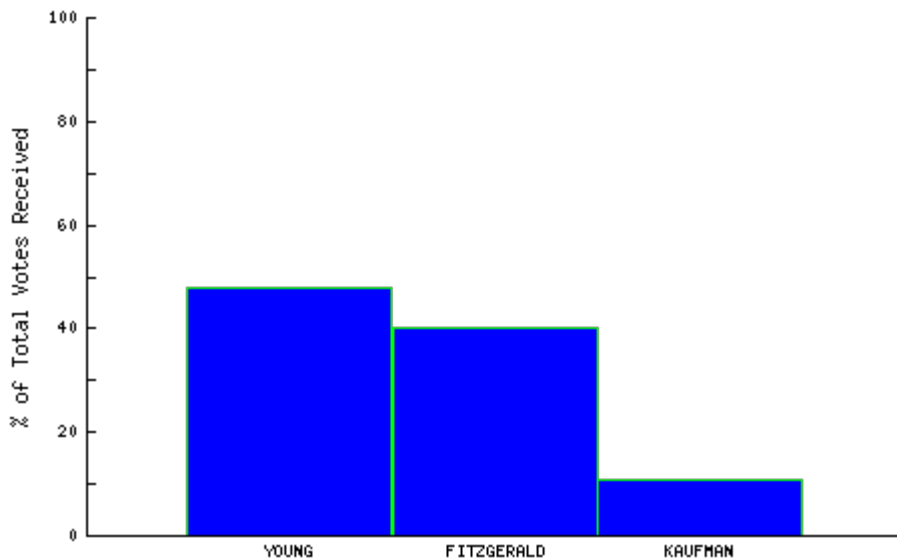
webmaster@mcntv.com

[Click here to return to race list](#)

THE 2000 VOTE

Justice of the Supreme Court (Incumbent) One partial term ending 1/1/2003

View [precinct breakdown](#) or [community totals](#).



ROBERT YOUNG 117,782 48%

E THOMAS FITZGERALD 98,504 40%

JERRY KAUFMAN 28,338 11%

100% of precincts reporting.

NEW: Make your own custom comparisons using our new analysis software, [FirstChart](#).

These same results may also be obtained via:

- Election Telephone Hotline: 810.469.5346.
- 24-Hour Fax (Within MI): 1.888.99.CLERK (request document number 6710).
- 24-Hour Fax (Outside of MI): 1.310.575.5035 (request document number 6710).

www.MCNTV.com

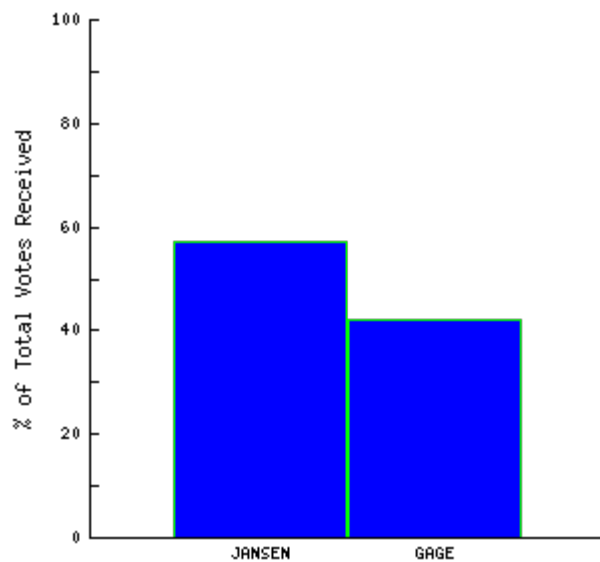
webmaster@mcntv.com

[Click here to return to race list](#)



2nd Court of Appeals Judge (Incumbent) Two 6-year terms

View [precinct breakdown](#) or [community totals](#).



KATHLEEN JANSEN 172,370 57%

HILDA GAGE 127,542 42%

100% of precincts reporting.

NEW: Make your own custom comparisons using our new analysis software, [FirstChart](#).

These same results may also be obtained via:

- Election Telephone Hotline: 810.469.5346.

- 24-Hour Fax (Within MI): 1.888.99.CLERK (request document number 6710).
- 24-Hour Fax (Outside of MI): 1.310.575.5035 (request document number 6710).

www.MCNTV.com

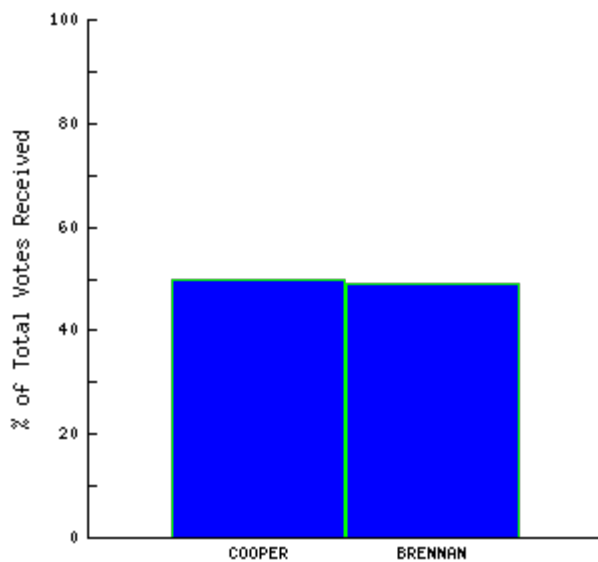
webmaster@mcntv.com

[Click here to return to race list](#)



2nd Court of Appeals Judge (Non-Incumbent) One 6-year term

View [precinct breakdown](#) or [community totals](#).



JESSICA COOPER **104,164** **50%**

J MARTIN BRENNAN **101,826** **49%**

100% of precincts reporting.

NEW: Make your own custom comparisons using our new analysis software, [FirstChart](#).

These same results may also be obtained via:

- Election Telephone Hotline: 810.469.5346.

- 24-Hour Fax (Within MI): 1.888.99.CLERK (request document number 6710).
- 24-Hour Fax (Outside of MI): 1.310.575.5035 (request document number 6710).

www.MCNTV.com

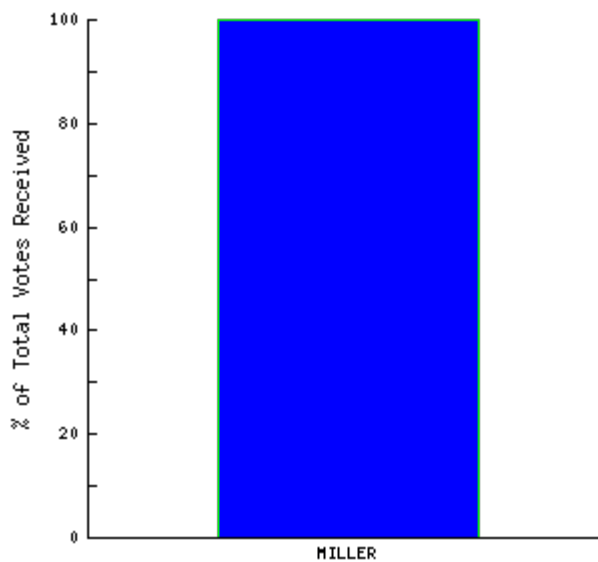
webmaster@mcntv.com

[Click here to return to race list](#)



16th Circuit Court Judge (Incumbent) One 6-year term

View [precinct breakdown](#) or [community totals](#).



DONALD MILLER 174,360 100%

100% of precincts reporting.

NEW: Make your own custom comparisons using our new analysis software, [FirstChart](#).

These same results may also be obtained via:

- Election Telephone Hotline: 810.469.5346.
- 24-Hour Fax (Within MI): 1.888.99.CLERK (request document number 6710).
- 24-Hour Fax (Outside of MI): 1.310.575.5035 (request document number 6710).

www.MCNTV.com

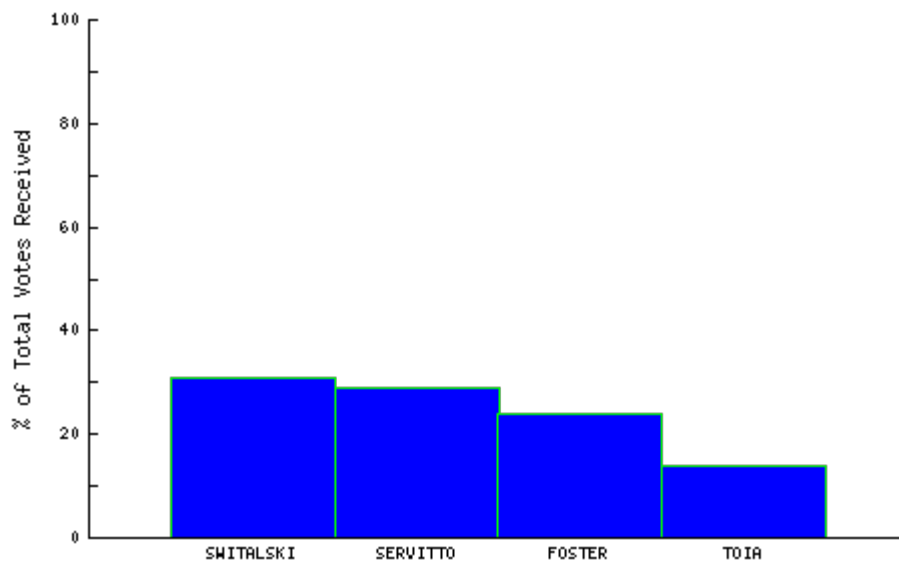
webmaster@mcntv.com

[Click here to return to race list](#)

THE 2000 VOTE

16th Circuit Court Judge (Non-Incumbent) Two 6-year terms

View [precinct breakdown](#) or [community totals](#).



MARK SWITALSKI 125,193 31%

EDWARD SERVITTO 116,287 29%

JOHN FOSTER 94,721 24%

JOSEPH TOIA 55,555 14%

100% of precincts reporting.

NEW: Make your own custom comparisons using our new analysis software, [FirstChart](#).

These same results may also be obtained via:

- Election Telephone Hotline: 810.469.5346.
- 24-Hour Fax (Within MI): 1.888.99.CLERK (request document number 6710).
- 24-Hour Fax (Outside of MI): 1.310.575.5035 (request document number 6710).

www.MCNTV.com

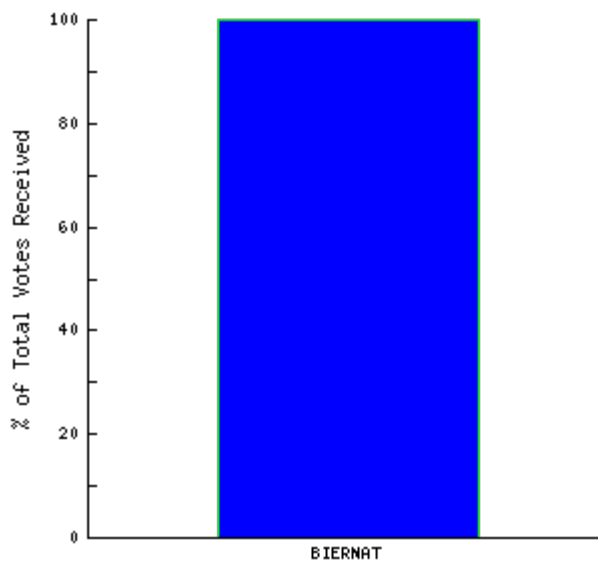
webmaster@mcntv.com

[Click here to return to race list](#)

THE 2000 VOTE

16th Circuit Court Judge (Incumbent) One partial term ending 1/1/2005

View [precinct breakdown](#) or [community totals](#).



JAMES BIERNAT 170,319 100%

100% of precincts reporting.

NEW: Make your own custom comparisons using our new analysis software, [FirstChart](#).

These same results may also be obtained via:

- Election Telephone Hotline: 810.469.5346.
- 24-Hour Fax (Within MI): 1.888.99.CLERK (request document number 6710).
- 24-Hour Fax (Outside of MI): 1.310.575.5035 (request document number 6710).

www.MCNTV.com

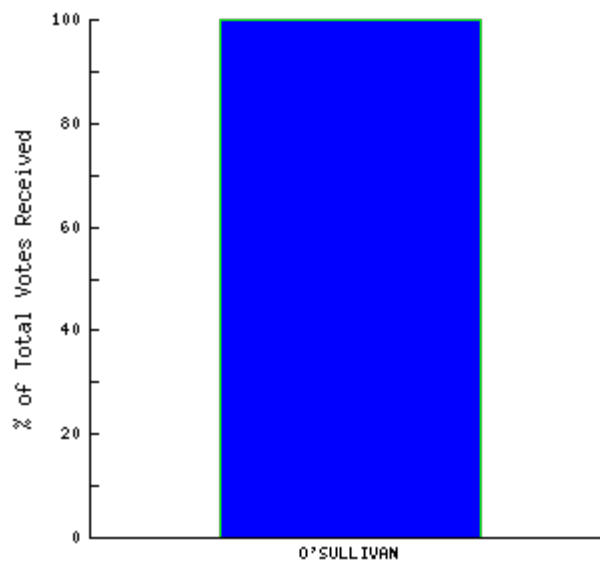
webmaster@mcntv.com

[Click here to return to race list](#)



Probate Court Judge (Incumbent) One 6-year term

View [precinct breakdown](#) or [community totals](#).



PAMELA GILBERT O'SULLIVAN 180,347 100%

100% of precincts reporting.

NEW: Make your own custom comparisons using our new analysis software, [FirstChart](#).

These same results may also be obtained via:

- Election Telephone Hotline: 810.469.5346.
- 24-Hour Fax (Within MI): 1.888.99.CLERK (request document number 6710).
- 24-Hour Fax (Outside of MI): 1.310.575.5035 (request document number 6710).

www.MCNTV.com

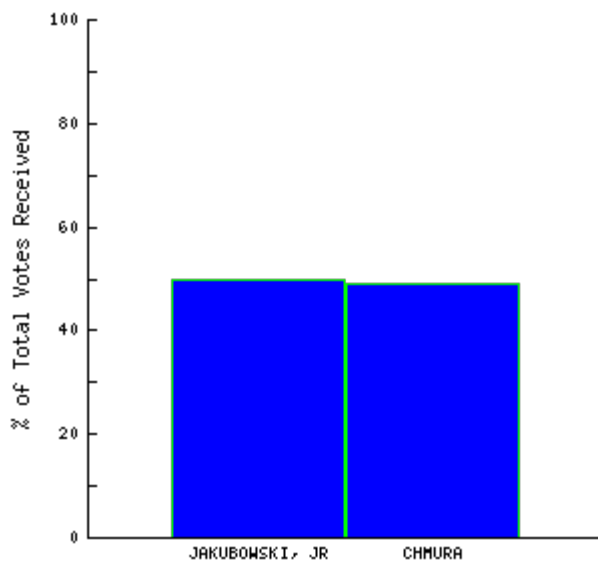
webmaster@mcntv.com

[Click here to return to race list](#)

THE 2000 VOTE

37th District Court Judge (Incumbent) Two 6-year terms

View [precinct breakdown](#) or [community totals](#).



WALTER JAKUBOWSKI, JR 25,565 50%

JOHN CHMURA 25,085 49%

100% of precincts reporting.

NEW: Make your own custom comparisons using our new analysis software, [FirstChart](#).

These same results may also be obtained via:

- Election Telephone Hotline: 810.469.5346.

- 24-Hour Fax (Within MI): 1.888.99.CLERK (request document number 6710).
- 24-Hour Fax (Outside of MI): 1.310.575.5035 (request document number 6710).

www.MCNTV.com

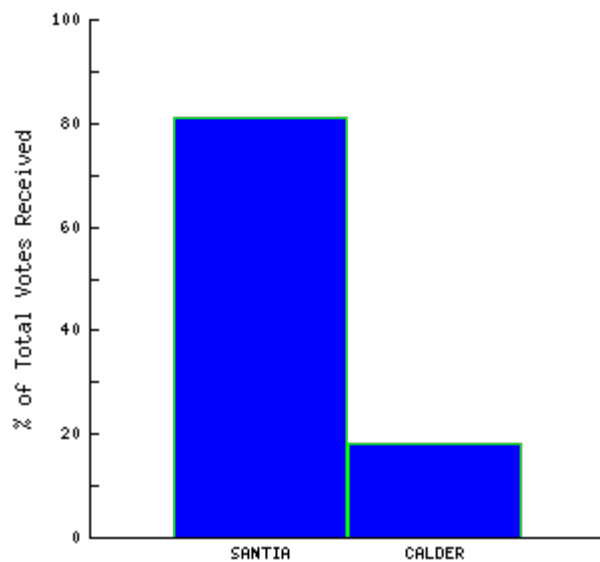
webmaster@mcntv.com

[Click here to return to race list](#)

THE 2000 VOTE

39th District Court Judge (Incumbent) One 6-year term

View [precinct breakdown](#) or [community totals](#).



MARCO SANTIA 15,785 81%

THOMAS CALDER 3,603 18%

100% of precincts reporting.

NEW: Make your own custom comparisons using our new analysis software, [FirstChart](#).

These same results may also be obtained via:

- Election Telephone Hotline: 810.469.5346.

- 24-Hour Fax (Within MI): 1.888.99.CLERK (request document number 6710).
- 24-Hour Fax (Outside of MI): 1.310.575.5035 (request document number 6710).

www.MCNTV.com

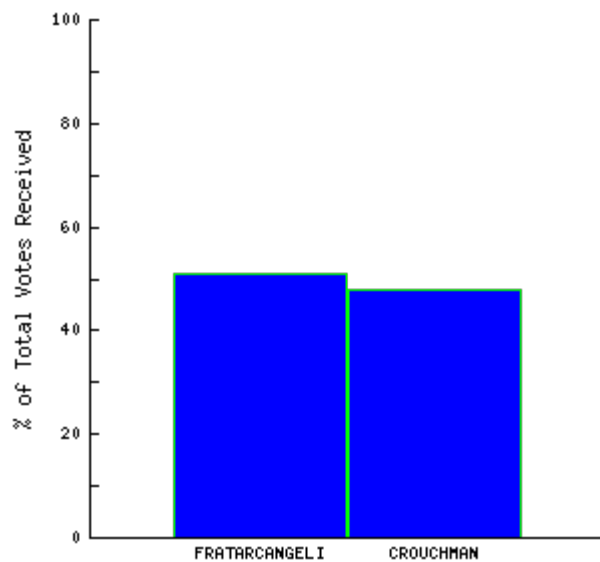
webmaster@mcntv.com

[Click here to return to race list](#)



40th District Court Judge (Incumbent) One 6-year term

View [precinct breakdown](#) or [community totals](#).



MARK FRATARCANGELI 14,034 51%

WILLIAM CROUCHMAN 13,421 48%

100% of precincts reporting.

NEW: Make your own custom comparisons using our new analysis software, [FirstChart](#).

These same results may also be obtained via:

- Election Telephone Hotline: 810.469.5346.

- 24-Hour Fax (Within MI): 1.888.99.CLERK (request document number 6710).
- 24-Hour Fax (Outside of MI): 1.310.575.5035 (request document number 6710).

www.MCNTV.com

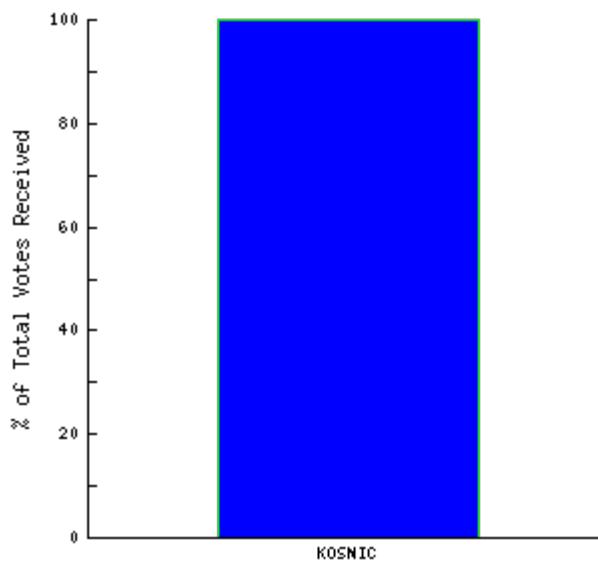
webmaster@mcntv.com

[Click here to return to race list](#)



41-A District Court Judge (Incumbent) One 6-year term

View [precinct breakdown](#) or [community totals](#).



KENNETH KOSNIC 57,144 100%

100% of precincts reporting.

NEW: Make your own custom comparisons using our new analysis software, [FirstChart](#).

These same results may also be obtained via:

- Election Telephone Hotline: 810.469.5346.
- 24-Hour Fax (Within MI): 1.888.99.CLERK (request document number 6710).
- 24-Hour Fax (Outside of MI): 1.310.575.5035 (request document number 6710).

www.MCNTV.com

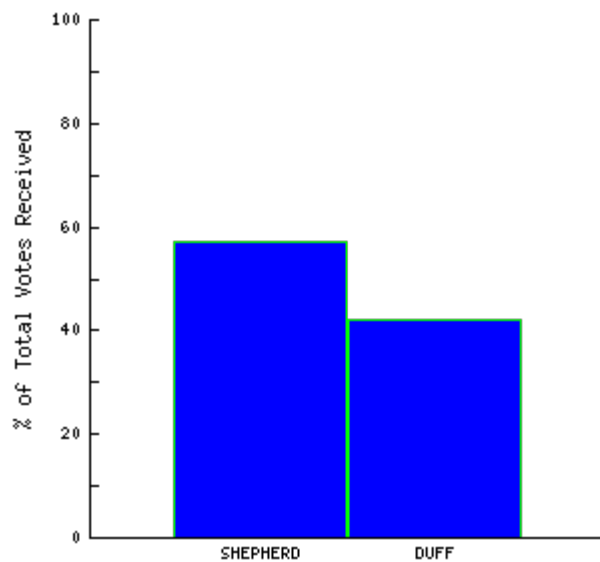
webmaster@mcntv.com

[Click here to return to race list](#)

THE 2000 VOTE

41-A District Court Judge (Non-Incumbent) One 6-year term

View [precinct breakdown](#) or [community totals](#).



DOUG SHEPHERD 42,133 57%

GORDON DUFF 31,440 42%

100% of precincts reporting.

NEW: Make your own custom comparisons using our new analysis software, [FirstChart](#).

These same results may also be obtained via:

- Election Telephone Hotline: 810.469.5346.

- 24-Hour Fax (Within MI): 1.888.99.CLERK (request document number 6710).
- 24-Hour Fax (Outside of MI): 1.310.575.5035 (request document number 6710).

www.MCNTV.com

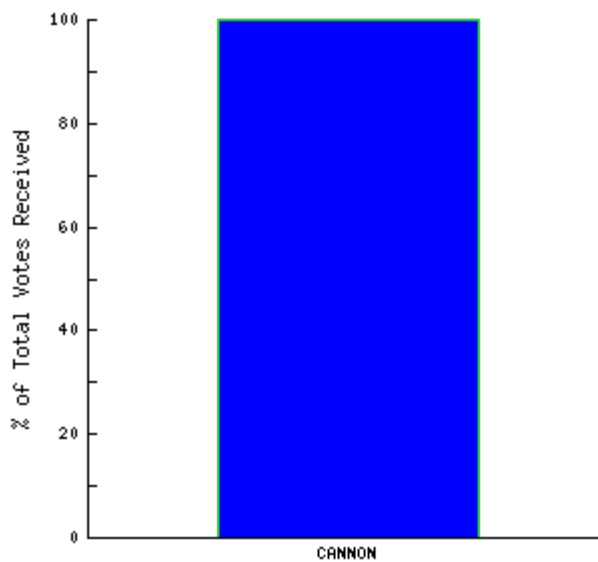
webmaster@mcntv.com

[Click here to return to race list](#)



41-B District Court Judge (Incumbent) One 6-year term

View [precinct breakdown](#) or [community totals](#).



WILLIAM CANNON 33,386 100%

100% of precincts reporting.

NEW: Make your own custom comparisons using our new analysis software, [FirstChart](#).

These same results may also be obtained via:

- Election Telephone Hotline: 810.469.5346.
- 24-Hour Fax (Within MI): 1.888.99.CLERK (request document number 6710).
- 24-Hour Fax (Outside of MI): 1.310.575.5035 (request document number 6710).

www.MCNTV.com

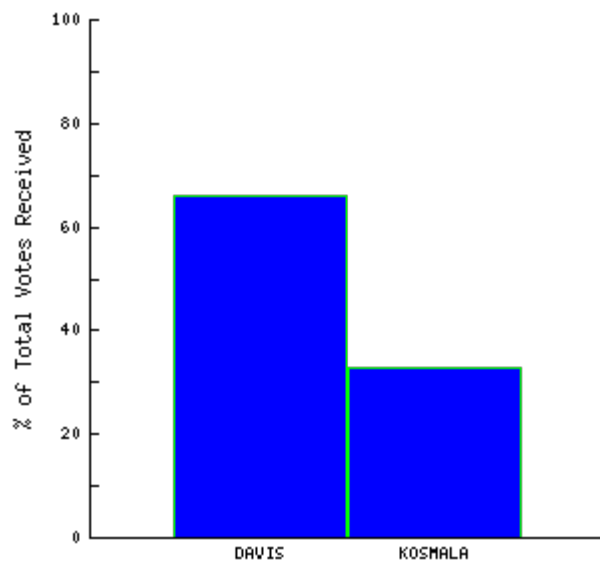
webmaster@mcntv.com

[Click here to return to race list](#)

THE 2000 VOTE

41-B District Court Judge (Incumbent) One partial term ending 1/1/2003

View [precinct breakdown](#) or [community totals](#).



LINDA DAVIS **26,033** **66%**

JOSEPH KOSMALA **12,898** **33%**

100% of precincts reporting.

NEW: Make your own custom comparisons using our new analysis software, [FirstChart](#).

These same results may also be obtained via:

- Election Telephone Hotline: 810.469.5346.

- 24-Hour Fax (Within MI): 1.888.99.CLERK (request document number 6710).
- 24-Hour Fax (Outside of MI): 1.310.575.5035 (request document number 6710).

www.MCNTV.com

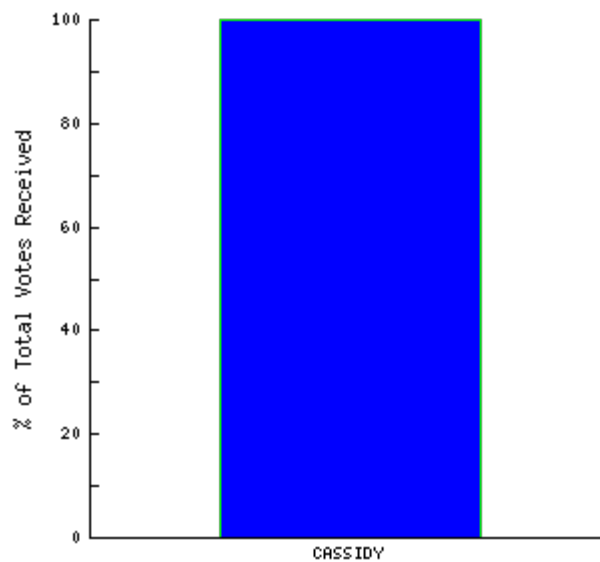
webmaster@mcntv.com

[Click here to return to race list](#)



42nd District/2nd Division Court Judge (Incumbent) One 6-year term

View [precinct breakdown](#) or [community totals](#).



PAUL CASSIDY 13,568 100%

100% of precincts reporting.

NEW: Make your own custom comparisons using our new analysis software, [FirstChart](#).

These same results may also be obtained via:

- Election Telephone Hotline: 810.469.5346.
- 24-Hour Fax (Within MI): 1.888.99.CLERK (request document number 6710).
- 24-Hour Fax (Outside of MI): 1.310.575.5035 (request document number 6710).

www.MCNTV.com

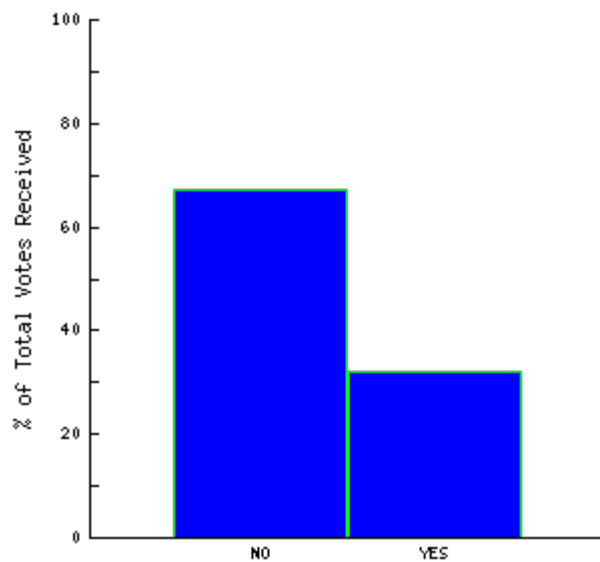
webmaster@mcntv.com

[Click here to return to race list](#)



Statewide Proposal 00-1 School Tuition Vouchers

View [precinct breakdown](#) or [community totals](#).



NO 217,038 67%

YES 104,729 32%

100% of precincts reporting.

NEW: Make your own custom comparisons using our new analysis software, [FirstChart](#).

These same results may also be obtained via:

- Election Telephone Hotline: 810.469.5346.

- 24-Hour Fax (Within MI): 1.888.99.CLERK (request document number 6710).
- 24-Hour Fax (Outside of MI): 1.310.575.5035 (request document number 6710).

www.MCNTV.com

webmaster@mcntv.com

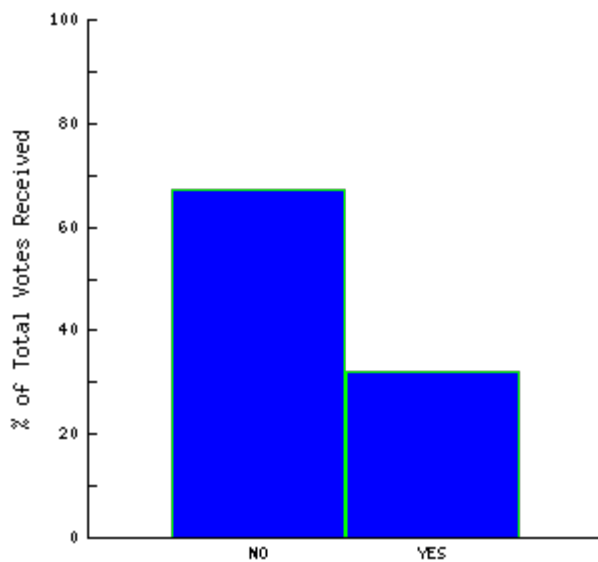
[Click here to return to race list](#)



Statewide Proposal 00-2

Two-thirds Vote Requirement of State Legislature to Enact Certain Laws

View [precinct breakdown](#) or [community totals](#).



NO 204,612 67%

YES 97,421 32%

100% of precincts reporting.

NEW: Make your own custom comparisons using our new analysis software, [FirstChart](#).

These same results may also be obtained via:

- Election Telephone Hotline: 810.469.5346.

- 24-Hour Fax (Within MI): 1.888.99.CLERK (request document number 6710).
- 24-Hour Fax (Outside of MI): 1.310.575.5035 (request document number 6710).

www.MCNTV.com

webmaster@mcntv.com



Here are the official results of the November 7, 2000 Elections. This site is brought to you by [Macomb County Clerk/Register of Deeds Carmella Sabaugh](#) and the Macomb Cable Network.

View the Macomb County [2000 Primary Election Results](#)

U.S. President & Vice President

» [President & Vice President](#)

U.S. Senator

» [Michigan](#)

U.S. House of Representatives

» [District 10](#)

» [District 12](#)

State House of Representatives

» [District 26](#)

» [District 27](#)

» [District 28](#)

» [District 29](#)

» [District 30](#)

» [District 31](#)

» [District 32](#)

» [District 33](#)

State Boards

» [State Board of Education](#)

» [University of Michigan Board of Regents](#)

» [Michigan State University Board of Trustees](#)

» [Wayne State University Board of Governors](#)

County-Wide Offices

» [Prosecuting Attorney](#)

» [Sheriff](#)

» [Clerk/Register of Deeds](#)

» [Treasurer](#)

» [Public Works Commissioner](#)

» [Macomb Community College Trustee](#)

County Commission

» [District 1](#)

- » [District 2](#)
- » [District 3](#)
- » [District 4](#)
- » [District 5](#)
- » [District 6](#)
- » [District 7](#)
- » [District 8](#)
- » [District 9](#)
- » [District 10](#)
- » [District 11](#)
- » [District 12](#)
- » [District 13](#)
- » [District 14](#)
- » [District 15](#)
- » [District 16](#)
- » [District 17](#)
- » [District 18](#)
- » [District 19](#)
- » [District 20](#)
- » [District 21](#)
- » [District 22](#)
- » [District 23](#)
- » [District 24](#)
- » [District 25](#)

Supreme Court

- » [Supreme Court Justice](#) (Incumbent)
- » [Supreme Court Justice](#) (Incumbent/Partial term ending 1/1/2005)
- » [Supreme Court Justice](#) (Incumbent/Partial term ending 1/1/2003)

Appeals Court Judge

- » [2nd District](#) (Incumbent)
- » [2nd District](#) (Non-Incumbent)

Circuit Court Judge

- » [16th District](#) (Incumbent)
- » [16th District](#) (Non-Incumbent)
- » [16th District](#) (Incumbent/Partial Term)

Probate Court Judge

- » [Probate Judge](#) (Incumbent)

District Court Judge

- » [District 37](#) (Incumbent)
- » [District 39](#) (Incumbent)
- » [District 40](#) (Incumbent)
- » [District 41A](#) (Incumbent)
- » [District 41A](#) (Non-Incumbent)
- » [District 41B](#) (Incumbent)
- » [District 41B](#) (Incumbent/Partial term ending 1/1/2003)

» [District 42/2nd Division](#) (Incumbent)

State-Wide Proposals

- » [Proposal 00-1: School Tuition Vouchers](#)
- » [Proposal 00-2: Two-thirds Super Majority](#)

These same results may also be obtained via:

- Election Telephone Hotline: 810.469.5346.
- 24-Hour Fax (Within MI): 1.888.99.CLERK (request document number 6710).
- 24-Hour Fax (Outside of MI): 1.310.575.5035 (request document number 6710).

www.MCNTV.com

webmaster@mcntv.com

[Click here to return to race list](#)



U.S. President & Vice President
 One 4-year term
Precinct Breakdown

View [summary report](#).

	HARRY BROWNE (LIB)	PATRICK BUCHANAN (WI) (NPA)	GEORGE W BUSH (REP)	AL GORE (DEM)	JOHN HAGELIN (NLP)	RALPH NADER (GRN)	HOWARD PHILLIPS (UST)
Center Line							
001	1	2	286	349	0	14	0
002	3	0	174	272	0	11	0
003	10	0	289	500	0	15	0
004	4	0	175	252	0	4	1
005	1	0	190	309	0	17	1
901	1	0	251	533	3	17	0
Eastpointe							
001	8	0	300	514	0	22	2
002	9	1	254	406	0	17	0
003	4	0	259	425	0	7	1
004	9	1	344	548	2	18	2
005	6	2	410	606	0	21	1
006	6	0	203	317	1	16	0
007	6	0	324	419	1	21	0
008	11	0	301	499	0	19	0
009	4	0	254	372	0	12	1
010	1	0	226	434	2	7	0
011	4	0	259	477	0	15	1
012	6	1	289	487	0	10	0
013	5	0	170	302	0	9	0
014	5	0	179	402	0	15	1
015A	2	0	228	495	0	14	2

016	4	1	349	459	0	16	0
017	1	1	151	142	0	1	0
901	7	0	883	1,254	2	61	4
Fraser							
001	2	2	318	391	0	13	1
002	3	0	489	446	0	18	2
003	5	1	315	370	0	9	1
004	3	0	385	590	2	16	0
005	5	1	389	474	0	8	1
006	6	0	550	431	0	9	2
007	6	0	232	295	1	15	0
901	1	3	647	746	3	27	1
Memphis							
001	1	0	184	144	0	6	0
901	1	0	13	19	1	2	0
Mt. Clemens							
001	0	0	67	496	1	4	0
002	7	0	347	405	1	21	1
003	10	0	263	398	0	30	0
004	7	0	222	376	0	24	0
005	3	0	67	476	1	6	1
006	6	0	202	420	0	22	1
008	5	0	230	314	1	15	0
009	5	4	330	289	0	8	1
010	1	0	173	134	2	5	0
901	5	1	492	656	1	16	0
New Baltimore							
001	2	0	337	325	0	14	1
002	3	0	383	320	2	13	0
003	6	0	784	683	0	36	0
004	4	1	323	331	0	15	1
Richmond City							
001	4	1	478	427	0	19	1
002	7	0	422	377	0	20	0
901	3	0	236	200	0	8	1
Roseville							
001	0	5	196	337	0	9	0
002	1	0	250	381	0	15	1
003	10	0	258	608	0	15	1
004	4	0	258	393	1	9	0

005	9	0	389	623	1	20	2
007	2	0	176	315	0	12	1
008	9	2	346	549	0	26	2
009	0	2	295	452	0	6	0
010	9	0	210	298	0	7	0
011	8	0	296	480	1	12	1
012	10	0	255	378	0	20	0
013	4	0	212	352	0	13	0
014	4	0	202	307	0	14	0
015	6	0	379	612	0	19	0
016	7	2	416	662	0	30	0
017	5	0	278	495	0	12	0
018	2	0	279	364	2	14	1
019	5	0	238	310	1	9	1
020	3	1	297	401	0	15	0
022	6	4	331	560	0	18	1
023	5	0	265	441	1	19	1
901	7	1	773	1,284	0	29	2
902	5	0	460	815	0	18	1

St. Clair Shores

001	10	1	1,128	760	2	33	1
002	5	2	640	625	0	31	2
005	13	0	647	814	0	50	0
006	8	0	658	760	0	38	1
008	9	0	440	502	0	25	1
009	5	1	291	436	0	16	3
010	13	2	795	1,068	1	35	0
012	12	0	961	875	0	45	2
014	5	4	754	857	0	35	2
016	13	1	619	734	0	38	0
017	7	0	689	698	1	34	0
018	2	3	787	720	1	27	1
019	4	0	314	434	3	18	1
021	6	0	286	410	0	9	0
022	7	1	844	919	0	43	4
024	5	0	393	423	0	16	2
025	7	0	498	619	0	28	1
026	12	0	618	703	0	25	0
027	5	2	781	1,022	0	31	1
029	9	0	628	776	0	16	2

032	9	0	393	404	1	27	1
035	7	0	366	411	0	12	0
036	5	0	629	630	0	29	0
041	9	0	544	701	1	23	0
042	5	0	472	506	0	21	2

Sterling Heights

001	7	0	429	508	2	12	1
002	4	1	505	513	0	30	1
003	3	3	431	503	0	14	0
004	6	2	496	565	0	13	0
005	2	0	475	466	0	11	1
006	7	0	371	344	2	15	0
007	1	0	128	148	0	4	0
008	5	0	279	226	1	14	1
009	2	0	611	394	0	21	0
010	1	0	289	278	0	15	0
011	3	0	518	507	0	18	0
012	5	0	357	390	0	16	1
013	6	2	324	335	0	13	0
014	3	0	322	288	1	8	0
015	4	0	427	383	0	10	0
016	7	2	351	381	0	10	0
017	6	2	458	362	0	10	1
018	6	0	481	452	1	13	1
019	3	1	379	454	1	10	0
020	4	1	513	521	0	27	2
021	7	1	251	316	0	13	0
022	5	2	320	280	0	6	0
023	6	0	257	266	0	10	0
024	4	0	310	344	0	4	1
025	4	0	565	422	1	17	0
026	9	0	490	431	1	16	1
027	8	2	469	454	1	14	0
028	9	0	456	522	0	23	1
029	4	1	317	321	2	20	2
030	4	0	529	318	0	18	0
031	5	0	517	508	0	22	0
032	2	1	606	467	0	8	0
033	5	0	456	445	1	19	0
034	4	4	554	510	2	15	0

035	2	0	230	344	0	13	1
036	4	1	192	241	0	7	1
037	1	1	400	293	0	11	0
038	8	1	555	349	0	10	0
039	7	1	351	387	2	15	0
040	3	1	590	556	1	19	1
041	5	3	604	470	0	17	0
042	2	0	199	182	1	1	0
043	9	0	518	587	0	18	0
044	3	5	218	251	0	11	0
045	4	1	385	363	1	11	1
046	4	1	355	339	0	9	0
047	2	0	229	316	0	11	1
048	3	0	375	334	0	15	0
049	5	0	452	316	1	10	1
050	6	1	657	409	0	11	0
051	5	1	413	281	1	11	0
052	3	2	290	175	0	6	0
901	4	0	671	684	0	23	1
902	3	0	465	481	0	14	1
903	3	0	988	1,064	0	25	0
904	6	1	910	920	0	31	2
905	3	0	489	499	0	18	0
906	12	0	1,243	1,293	2	41	0
907	3	1	556	402	1	13	1

Utica

001	4	4	166	177	0	10	0
002	2	1	377	293	0	8	0
003	3	0	207	283	2	11	1
901	1	0	226	209	0	3	0

Warren

001	2	0	51	276	0	2	0
002	10	0	188	354	0	10	0
003	2	0	142	277	1	16	0
004	2	1	239	512	0	21	0
006	3	0	119	265	1	9	0
008	5	1	182	293	0	13	0
010	5	0	222	430	0	19	0
011	8	0	151	233	0	3	0
012	2	0	198	298	0	12	0

013	2	0	265	405	0	22	0
015	2	0	92	207	0	4	1
016	5	0	98	263	0	5	0
017	1	2	97	257	0	10	0
018	1	0	124	244	0	6	0
020	1	0	121	238	0	7	0
021	6	0	96	187	0	9	0
022	2	0	68	211	0	6	0
023	5	0	128	242	0	6	0
024	5	0	196	370	1	14	1
026	1	0	127	240	0	13	0
027	0	0	92	127	0	7	1
028	2	0	121	188	0	8	0
029	2	0	249	522	0	15	2
032	3	0	145	275	1	6	1
033	1	0	127	216	0	11	1
034	7	1	194	326	3	17	0
036	4	0	215	354	0	12	1
037	4	0	155	272	0	9	5
038	3	0	109	237	0	7	1
039	0	0	182	206	0	7	0
040	6	2	169	237	0	12	0
041	3	0	161	258	0	11	0
042	4	0	292	418	0	17	1
043	3	0	56	71	0	2	0
045	4	0	173	281	0	10	0
046	2	0	293	360	0	14	1
047	2	1	105	140	1	4	0
048	0	0	238	388	1	11	0
049	5	0	168	222	0	9	1
050	8	0	288	339	2	14	2
052	1	0	144	271	0	5	0
053	2	0	302	389	0	14	0
055	1	0	189	225	0	6	0
056	0	0	212	264	0	8	0
058	2	0	268	419	1	11	0
060	5	2	257	302	1	9	0
061	8	1	268	361	0	11	0
062	1	0	208	340	0	10	0
063	3	0	186	292	0	14	1

064	2	0	256	302	0	13	0
066	1	0	232	255	1	9	0
067	1	0	354	306	0	10	0
068	3	0	245	353	0	13	0
069	2	0	229	341	0	16	0
070	0	0	311	360	0	19	1
071	2	3	224	237	0	10	1
072	2	1	220	187	0	8	0
072A	3	1	75	267	0	7	0
073	8	8	275	273	0	16	0
074	2	0	391	503	2	22	0
076	4	0	289	377	0	10	0
078	3	0	229	280	0	11	0
080	0	0	294	279	0	13	2
081	3	0	117	205	0	1	1
082	4	0	193	250	2	13	0
084	6	1	370	435	1	15	0
085	6	2	336	321	0	13	2
086	2	2	428	431	0	13	1
088	3	0	194	241	1	8	0
090	1	0	264	258	0	9	0
092	1	0	185	196	0	12	1
093	3	0	330	404	0	10	3
094	4	0	311	429	0	16	1
096	2	1	204	241	0	5	0
097	0	0	294	283	0	8	0
098	1	0	202	185	0	11	0
099	0	0	129	152	0	5	0
099A	6	0	283	253	0	12	0
100	3	0	204	190	0	16	1
101	1	0	252	243	0	6	0
102	4	1	220	235	0	13	1
103	2	1	253	326	0	10	1
105	7	0	392	319	0	13	0
106	9	0	314	300	0	8	0
108	4	0	397	430	1	16	0
109	3	0	326	413	0	7	0
110	3	0	303	415	1	9	1
901	8	0	660	1,127	1	31	1
902	4	0	138	278	0	9	0

903	2	0	146	275	0	9	0
904	0	0	322	413	0	15	0
905	9	0	1,052	1,344	0	42	0
906	2	0	469	724	0	23	0
907	3	0	889	1,120	0	28	2
908	15	0	1,507	1,839	0	53	0

Armada Township

001	15	11	917	622	0	32	3
002	9	5	569	367	1	20	3

Bruce Township

001	10	0	358	309	0	7	0
002	7	0	740	328	0	20	1
003	7	4	517	393	1	16	2
004	4	1	318	152	1	8	0
901	6	2	528	312	0	14	0

Chesterfield Township

001	4	0	473	457	1	15	0
002	7	0	548	504	0	11	0
003	10	1	684	569	1	29	0
004	2	0	289	222	3	3	1
005	6	0	424	397	1	16	1
006	1	1	339	313	0	5	0
007	4	0	441	430	0	10	0
008	10	0	524	488	0	25	0
009	7	0	465	438	0	15	1
010	4	0	396	301	2	12	0
011	15	0	548	650	0	22	1
012	3	1	326	487	1	14	0
013	4	0	384	272	0	4	0
014	3	0	462	332	0	3	1
015	3	0	118	191	3	14	0
901	7	0	905	863	0	24	0
902	0	0	330	296	0	14	0

Clinton Township

001	13	0	1,003	956	1	38	1
002	4	0	231	239	0	13	3
003	7	0	301	547	1	16	0
004	10	0	393	815	0	23	0
005	1	0	44	551	1	1	2
006	1	0	481	574	0	28	0

007	2	0	223	349	0	8	0
008	11	0	374	472	0	14	4
009	5	1	288	328	0	12	2
010	2	0	661	500	0	12	1
011	11	0	325	451	0	17	3
012	4	0	252	265	0	3	1
013	8	0	385	466	0	17	0
014	5	0	194	257	0	15	0
015	8	0	386	426	0	24	1
016	4	0	419	415	0	11	0
017	4	0	327	562	0	25	0
018	5	0	447	466	0	19	1
019	4	0	582	302	0	17	1
020	4	0	230	430	0	16	1
021	4	0	249	359	0	15	0
022	9	0	432	580	0	18	1
023	4	2	757	616	0	17	0
024	6	0	408	368	0	14	0
025	2	0	476	598	1	16	2
026	6	0	685	556	0	23	0
030	7	0	435	475	0	26	0
031	4	1	426	486	0	15	0
032	1	1	388	236	0	7	0
033	4	0	530	686	1	20	1
035	7	1	682	866	0	18	0
036	14	0	505	511	1	17	1
037	8	0	567	689	0	24	1
038	7	0	1,248	825	0	31	0
039	6	0	757	704	0	25	0
040	7	2	221	264	0	13	0
041	7	0	460	530	0	16	0
042	4	0	507	600	0	24	0
043	2	0	216	144	0	5	0
044	5	2	532	563	0	16	2
045	9	0	943	726	2	31	0
046	1	0	457	322	0	12	0

Harrison Township

001	5	0	363	474	0	17	0
002	1	0	199	226	0	5	0
003	4	0	327	349	0	18	1

004	8	0	574	486	0	16	0
005	6	0	550	335	0	14	2
006	12	0	438	440	0	4	0
007	12	1	527	406	2	16	0
008	2	0	86	166	0	4	0
009	2	0	371	242	0	11	0
010	4	0	297	286	1	12	0
011	4	0	277	375	0	15	0
012	3	0	134	175	0	14	0
901	0	0	259	188	0	10	0
902	5	5	1,206	963	2	34	2

Lake Township

001	0	0	33	13	0	2	0
-----	---	---	----	----	---	---	---

Lenox Township

001	6	0	490	298	0	11	0
002	10	0	510	464	0	16	0
003	2	0	300	573	1	9	0

Macomb Township

001	12	2	1,078	723	0	21	0
002	1	1	521	487	0	13	1
003	0	0	850	595	0	11	0
004	6	0	632	589	0	19	2
005	10	0	541	409	0	11	1
006	4	3	348	299	0	9	1
007	5	0	686	509	1	19	0
008	10	0	422	541	0	14	0
009	1	0	558	464	0	6	0
010	8	0	265	381	0	12	0
011	4	0	400	321	0	11	0
012	10	0	422	344	0	11	0
013	2	0	521	397	0	12	0
014	5	0	517	349	0	13	0
015	0	0	745	606	0	16	0
016	6	0	468	323	0	11	0
017	12	1	932	668	0	16	0
018	5	0	249	368	0	10	0
901	19	1	2,208	1,876	3	52	1

Ray Township

001	3	4	336	200	0	5	0
002	3	1	443	306	0	7	2

901	3	2	365	205	1	5	0
-----	---	---	-----	-----	---	---	---

Richmond Township

001	11	10	935	564	1	17	2
-----	----	----	-----	-----	---	----	---

Shelby Township

001	4	0	666	422	0	9	0
002	5	0	587	432	4	15	1
003	6	2	296	220	0	15	0
004	2	0	514	355	0	15	0
005	4	0	397	290	1	12	1
006	4	0	339	400	0	14	1
007	4	1	554	358	2	20	1
008	9	1	296	204	0	10	0
009	3	1	376	343	0	15	0
010	7	0	423	322	0	16	0
011	5	0	425	413	0	26	1
012	7	0	390	251	2	9	0
013	2	0	296	221	0	21	0
014	1	2	359	216	0	13	1
015	3	2	336	229	1	10	0
016	2	0	627	289	0	8	0
017	2	0	533	386	0	11	0
018	4	0	248	166	0	4	0
019	3	0	434	273	1	13	0
020	2	0	197	245	0	11	0
021	6	0	336	324	1	21	1
022	3	1	747	403	0	21	0
023	6	1	669	295	0	8	0
024	1	0	683	320	0	12	0
025	5	2	634	345	0	10	1
026	5	0	308	346	0	14	0
027	1	0	414	320	0	5	0
028	5	0	450	412	0	11	0
029	1	0	321	186	0	4	0
901	9	6	817	604	1	36	1
902	23	9	3,437	2,425	0	106	0

Washington Township

001	1	1	401	324	0	15	0
002	5	0	549	389	0	16	1
003	1	1	482	269	0	10	1
004	2	1	551	488	0	16	0

005	7	0	594	335	2	17	0
006	1	1	833	410	0	9	1
008	9	2	815	460	0	18	0
901	11	2	1,328	837	0	25	0

NEW: Make your own custom comparisons using our new analysis software, [FirstChart](#).

These same results may also be obtained via:

- Election Telephone Hotline: 810.469.5346.
- 24-Hour Fax (Within MI): 1.888.99.CLERK (request document number 6710).
- 24-Hour Fax (Outside of MI): 1.310.575.5035 (request document number 6710).

www.MCNTV.com

webmaster@mcntv.com

[Click here to return to race list](#)



U.S. President & Vice President
One 4-year term
Community Totals

View [summary report](#).

	HARRY BROWNE (LIB)	PATRICK BUCHANAN (WI) (NPA)	GEORGE W BUSH (REP)	AL GORE (DEM)	JOHN HAGELIN (NLP)	RALPH NADER (GRN)	HOWARD PHILLIPS (UST)
Center Line	20	2	1,365	2,215	3	78	2
Eastpointe	98	7	5,383	8,558	8	301	15
Fraser	31	7	3,325	3,743	6	115	8
Memphis	2	0	197	163	1	8	0
Mt. Clemens	49	5	2,393	3,964	7	151	4
New Baltimore	15	1	1,827	1,659	2	78	2
Richmond City	14	1	1,136	1,004	0	47	2
Roseville	121	17	7,059	11,417	7	361	15
St. Clair Shores	192	17	15,175	16,807	10	705	27
Sterling Heights	271	46	26,576	25,158	26	860	25
Utica	10	5	976	962	2	32	1
Warren	310	32	23,778	32,697	23	1,134	40
Armada Township	24	16	1,486	989	1	52	6
Bruce Township	34	7	2,461	1,494	2	65	3
Chesterfield Township	90	3	7,656	7,210	12	236	5
Clinton Township	237	10	19,427	21,075	8	732	29
Harrison Township	68	6	5,608	5,111	5	190	5
Lake Township	0	0	33	13	0	2	0
Lenox Township	18	0	1,300	1,335	1	36	0
Macomb Township	120	8	12,363	10,249	4	287	6

Ray Township	9	7	1,144	711	1	17	2
Richmond Township	11	10	935	564	1	17	2
Shelby Township	144	28	17,109	12,015	13	515	9
Washington Township	37	8	5,553	3,512	2	126	3

NEW: Make your own custom comparisons using our new analysis software, [FirstChart](#).

These same results may also be obtained via:

- Election Telephone Hotline: 810.469.5346.
- 24-Hour Fax (Within MI): 1.888.99.CLERK (request document number 6710).
- 24-Hour Fax (Outside of MI): 1.310.575.5035 (request document number 6710).

www.MCNTV.com

webmaster@mcntv.com

[Click here to return to race list](#)



U.S. Senator
 One 6-year term
Precinct Breakdown

View [summary report](#).

	MATTHEW R ABEL (GRN)	SPENCE ABRAHAM (REP)	MICHAEL R CORLISS (LIB)	MARK A FORTON (RFP)	JOHN MANGOPOULOS (UST)	WILLIAM QUARTON (NLP)	DEBBIE STABENOW (DEM)	
Center Line								
001	4	282	6	9	2	1		340
002	3	168	6	10	3	0		260
003	3	292	16	11	3	1		481
004	5	170	12	5	2	0		235
005	7	182	3	8	3	0		303
901	9	264	3	3	7	5		503
Eastpointe								
001	14	312	12	9	4	1		482
002	13	262	10	9	3	0		385
003	3	272	10	9	2	0		393
004	12	357	12	8	6	3		509
005	17	409	14	14	3	0		568
006	8	211	6	5	2	3		300
007	8	311	9	11	0	1		418
008	9	319	13	5	0	0		477
009	7	247	10	12	3	1		354
010	2	238	5	6	4	1		408
011	5	263	8	11	6	3		450
012	4	295	15	7	3	0		458
013	5	186	8	5	4	1		269
014	5	196	6	6	5	2		376
015A	4	237	5	7	2	3		477

016	6	367	8	8	0	3	424
017	1	137	2	0	4	0	150
901	8	908	17	19	10	7	1,237
Fraser							
001	2	326	8	12	3	0	356
002	6	472	8	13	2	1	435
003	6	321	8	7	0	0	346
004	8	384	15	12	2	1	555
005	3	370	7	10	3	6	463
006	7	529	11	10	5	1	418
007	7	245	7	4	1	1	280
901	11	620	10	11	6	0	736
Memphis							
001	2	182	4	10	0	0	128
901	1	14	1	0	0	1	15
Mt. Clemens							
001	1	62	1	5	3	1	488
002	9	333	21	3	3	4	398
003	20	281	19	11	0	3	365
004	13	229	8	10	2	3	364
005	1	70	3	6	1	2	461
006	10	213	5	5	4	1	410
008	10	225	6	8	1	0	306
009	5	321	12	8	1	0	278
010	1	164	4	3	0	0	131
901	7	526	5	16	8	2	595
New Baltimore							
001	3	331	4	11	6	1	306
002	9	348	4	16	5	3	320
003	14	785	16	18	2	2	654
004	4	330	5	9	3	1	316
Richmond City							
001	10	475	8	14	11	2	395
002	8	436	10	17	3	1	337
901	1	226	9	0	1	0	207
Roseville							
001	7	190	6	8	3	2	322
002	5	267	5	9	5	2	348
003	6	270	14	8	3	1	578
004	4	255	7	7	2	1	380

005	17	385	16	16	8	1	595
007	7	182	7	10	2	2	294
008	10	362	16	12	10	2	519
009	7	287	6	10	5	0	438
010	8	215	9	4	3	2	274
011	6	320	8	10	2	1	441
012	10	237	12	7	3	1	384
013	6	210	5	5	5	0	343
014	6	206	9	7	5	2	283
015	12	385	8	10	4	1	583
016	12	408	18	12	8	1	639
017	7	296	5	11	3	2	457
018	10	269	4	9	4	0	346
019	0	229	13	4	1	2	304
020	7	300	9	5	2	0	387
022	13	346	8	14	4	2	519
023	7	281	13	10	5	1	398
901	17	780	5	13	7	3	1,230
902	8	449	10	12	3	0	797

St. Clair Shores

001	16	1,115	17	7	3	2	754
002	9	656	7	12	4	2	601
005	18	632	18	18	8	1	807
006	16	685	10	18	9	2	703
008	5	443	9	15	2	1	487
009	9	305	11	14	2	2	398
010	17	807	13	22	4	2	1,017
012	20	953	19	12	7	1	853
014	12	762	14	15	7	1	815
016	20	631	16	8	4	1	713
017	22	691	9	11	4	2	670
018	15	794	14	14	3	1	670
019	5	322	7	12	2	2	413
021	2	311	8	5	1	1	372
022	19	887	15	19	3	2	845
024	5	389	9	5	4	1	416
025	16	493	8	14	4	0	583
026	12	627	16	14	6	4	655
027	16	807	17	15	7	3	930
029	9	642	13	9	5	1	721

032	9	410	17	6	4	4	375
035	12	367	16	7	4	1	374
036	13	628	12	5	0	1	619
041	19	535	17	14	4	1	660
042	11	465	8	10	8	0	492

Sterling Heights

001	10	428	16	5	2	1	485
002	14	510	5	9	2	0	496
003	6	440	7	9	3	0	472
004	6	509	9	5	4	1	534
005	4	474	5	7	5	2	439
006	6	368	6	3	2	1	349
007	3	127	2	0	1	0	145
008	4	285	4	3	1	2	222
009	11	589	7	10	1	1	400
010	11	283	3	6	0	3	270
011	2	518	8	5	4	0	492
012	4	365	7	8	3	0	368
013	2	331	2	8	3	0	323
014	1	310	5	3	3	0	288
015	8	411	6	5	2	0	373
016	10	334	5	7	2	1	383
017	2	448	12	8	4	1	353
018	3	502	9	5	4	1	411
019	4	397	7	8	1	2	419
020	10	523	10	6	2	0	490
021	8	256	10	6	2	1	295
022	4	309	4	8	1	1	267
023	3	263	4	4	5	1	253
024	4	307	12	10	6	0	310
025	9	571	11	6	3	2	394
026	4	487	14	7	1	2	413
027	10	462	12	10	5	4	423
028	10	451	11	13	8	2	492
029	4	305	7	6	3	2	324
030	1	524	8	15	2	2	302
031	8	533	15	16	2	1	460
032	8	588	6	9	2	4	445
033	11	468	11	5	9	0	406
034	10	558	7	15	4	0	483

035	5	239	3	9	6	1	321
036	4	187	9	7	1	0	236
037	5	396	4	5	0	1	285
038	3	550	9	8	5	1	331
039	6	346	6	15	5	5	376
040	4	591	11	11	8	2	519
041	8	560	11	17	3	0	469
042	3	186	4	1	6	0	180
043	9	538	16	10	7	0	532
044	2	237	3	6	0	0	224
045	5	385	13	10	8	3	322
046	8	352	7	11	5	0	314
047	8	231	9	6	2	1	286
048	5	367	14	8	2	0	314
049	7	427	7	4	5	3	321
050	8	656	9	3	2	4	396
051	2	412	9	5	1	0	262
052	5	295	5	3	1	0	154
901	14	651	6	5	6	1	687
902	8	478	5	5	3	1	451
903	10	970	8	12	5	1	1,052
904	15	898	15	14	5	3	905
905	4	501	9	5	0	1	484
906	12	1,224	19	17	10	4	1,279
907	7	524	2	11	7	1	412

Utica

001	5	165	7	8	0	3	162
002	0	370	8	6	2	0	286
003	6	205	9	11	3	1	259
901	2	215	4	0	2	0	210

Warren

001	2	48	1	3	0	0	272
002	4	179	15	2	1	3	340
003	8	146	3	7	2	0	260
004	11	236	3	9	2	1	472
006	4	117	2	3	2	1	248
008	7	173	4	4	2	0	283
010	9	231	5	5	1	1	399
011	0	154	6	6	0	1	218
012	4	200	4	4	1	0	273

013	8	257	5	6	0	1	391
015	1	97	4	1	0	0	195
016	6	89	8	3	0	0	246
017	4	98	1	2	1	0	250
018	3	130	1	4	1	0	222
020	4	125	2	8	0	0	214
021	7	99	7	4	0	0	172
022	1	78	1	6	1	0	191
023	3	134	2	6	0	0	223
024	5	189	11	7	1	0	356
026	8	134	5	4	0	0	150
027	5	86	2	1	2	0	126
028	3	128	2	2	0	0	168
029	8	264	6	8	0	2	474
032	4	153	4	1	0	1	254
033	5	137	1	1	0	0	202
034	3	195	4	5	0	3	310
036	6	217	6	2	0	0	342
037	3	151	5	4	3	2	262
038	4	113	6	6	0	0	218
039	1	191	1	4	0	0	185
040	6	175	5	1	1	0	220
041	3	159	4	4	0	0	247
042	10	280	5	2	2	2	404
043	1	55	4	1	0	0	68
045	6	177	4	3	0	0	255
046	8	279	0	3	1	0	350
047	0	103	2	3	1	0	136
048	4	228	4	3	0	0	373
049	3	163	7	4	1	0	214
050	5	285	5	7	2	0	317
052	2	145	4	3	2	0	255
053	3	297	3	5	0	0	364
055	2	182	1	4	0	0	208
056	4	202	1	8	0	0	243
058	3	267	5	5	1	2	393
060	2	257	7	3	2	0	282
061	2	268	9	1	0	0	346
062	5	210	2	3	2	0	313
063	7	186	3	4	0	0	278

064	5	265	6	3	1	0	267
066	4	236	5	6	0	0	221
067	3	346	3	5	1	1	286
068	3	249	5	4	2	1	330
069	4	233	2	6	0	3	324
070	10	292	6	10	2	0	344
071	3	202	4	1	2	0	244
072	2	211	0	2	1	1	183
072A	2	96	3	3	0	0	247
073	8	262	2	13	2	0	278
074	9	403	4	4	0	2	473
076	4	281	8	5	0	0	354
078	5	226	2	2	0	1	262
080	5	288	2	3	1	0	260
081	1	116	1	1	0	0	197
082	3	280	2	5	0	2	265
084	5	352	3	10	3	1	420
085	1	327	9	7	0	0	304
086	5	408	7	4	2	0	413
088	6	194	4	9	0	0	222
090	3	259	2	5	1	0	239
092	3	168	2	4	0	1	196
093	7	321	2	2	4	0	385
094	6	297	6	4	1	0	410
096	4	194	5	1	0	0	221
097	3	303	3	8	0	1	244
098	3	206	4	1	0	1	173
099	1	119	2	3	1	0	139
099A	5	275	5	4	0	0	246
100	6	204	5	4	2	0	180
101	4	245	5	8	0	1	226
102	4	212	3	5	0	0	227
103	1	235	5	2	1	1	328
105	4	366	9	12	1	1	306
106	2	290	8	3	0	0	297
108	3	377	9	4	0	0	409
109	2	325	6	10	3	0	373
110	3	297	2	6	2	1	394
901	9	708	12	9	6	0	1,065
902	8	151	5	5	3	0	250

903	5	147	0	2	1	1	272
904	5	342	3	4	4	0	386
905	17	1,100	21	23	11	2	1,262
906	2	464	7	11	12	1	708
907	14	884	6	11	11	4	1,110
908	22	1,532	16	17	12	2	1,775

Armada Township

001	11	895	19	48	8	0	578
002	7	574	6	26	10	1	328

Bruce Township

001	1	371	14	3	2	0	284
002	4	698	13	13	3	0	347
003	2	526	5	20	5	1	365
004	3	304	7	4	0	2	155
901	4	533	8	6	2	0	300

Chesterfield Township

001	7	462	12	15	5	0	414
002	11	512	13	23	3	2	485
003	10	685	19	28	6	1	527
004	2	269	4	7	2	5	224
005	8	417	11	17	6	1	372
006	2	340	5	5	4	0	289
007	5	443	6	12	2	1	395
008	17	515	20	14	2	2	456
009	6	447	14	16	3	3	419
010	2	382	7	8	2	1	302
011	10	568	15	22	8	2	580
012	4	340	9	14	5	2	440
013	3	370	7	4	3	1	259
014	3	446	3	9	4	0	321
015	5	134	8	2	5	0	174
901	10	934	12	13	9	1	802
902	1	339	3	15	2	0	277

Clinton Township

001	19	977	12	20	8	1	926
002	4	239	7	6	2	0	229
003	3	316	9	12	2	2	506
004	9	424	12	16	0	1	762
005	0	48	3	4	3	0	535
006	11	494	9	8	3	1	542

007	6	231	7	10	1	1	322
008	8	365	15	11	4	2	439
009	5	295	8	17	2	1	300
010	5	638	11	10	1	1	495
011	8	326	13	12	5	1	433
012	2	245	5	6	2	0	256
013	13	364	12	13	3	1	455
014	7	185	5	6	1	1	255
015	10	365	15	9	3	2	430
016	6	400	9	14	5	5	396
017	18	335	5	9	3	1	537
018	5	450	11	14	1	0	437
019	8	551	8	4	2	3	315
020	6	259	8	8	1	0	392
021	5	246	5	5	0	0	356
022	8	434	22	9	1	1	542
023	8	754	9	9	4	0	587
024	7	382	6	7	2	1	372
025	10	457	7	12	6	1	585
026	9	660	15	6	3	3	553
030	9	412	8	9	4	2	487
031	7	432	10	9	3	0	465
032	1	356	5	4	2	0	256
033	12	506	7	8	3	1	697
035	6	681	12	16	6	2	819
036	9	496	16	8	4	1	497
037	7	576	9	15	1	0	663
038	9	1,218	10	13	5	0	823
039	8	737	13	14	3	2	675
040	5	230	8	3	2	0	247
041	6	461	6	9	4	0	500
042	8	510	4	10	3	0	580
043	0	235	3	3	0	0	122
044	4	549	8	11	4	0	520
045	13	920	17	17	4	5	686
046	7	435	7	6	0	1	324

Harrison Township

001	4	377	9	6	2	3	441
002	2	206	1	4	1	1	205
003	11	336	6	8	4	1	318

004	3	568	14	12	6	0	469
005	7	533	6	9	6	1	329
006	5	431	14	11	5	1	417
007	9	495	14	9	0	3	410
008	4	79	5	2	3	1	162
009	6	379	1	2	2	1	224
010	7	297	7	4	0	1	274
011	1	296	9	5	3	0	345
012	6	129	7	3	0	0	177
901	7	262	2	2	0	0	175
902	19	1,168	11	17	8	2	970

Lake Township

001	1	34	0	0	0	0	13
-----	---	----	---	---	---	---	----

Lenox Township

001	8	470	10	7	3	0	298
002	9	497	12	13	4	1	447
003	7	296	7	13	3	2	539

Macomb Township

001	9	1,043	24	17	8	3	688
002	8	511	6	26	5	1	447
003	4	841	6	7	1	1	552
004	12	629	13	17	11	1	542
005	7	518	10	8	6	0	400
006	5	348	4	9	0	1	285
007	9	673	10	14	2	2	486
008	14	436	14	9	2	1	496
009	5	581	6	8	2	0	406
010	11	271	11	9	5	1	349
011	6	410	8	10	1	1	292
012	3	430	16	4	0	0	317
013	6	502	3	9	2	0	387
014	6	492	10	10	3	1	340
015	9	704	7	9	2	1	604
016	3	466	4	5	2	0	310
017	6	914	17	14	4	2	645
018	4	255	7	7	4	0	341
901	28	2,180	41	33	18	6	1,801

Ray Township

001	2	325	9	8	2	0	179
002	4	418	3	15	1	1	276

901	5	355	3	8	6	0	209
-----	---	-----	---	---	---	---	-----

Richmond Township

001	9	903	17	32	7	4	546
-----	---	-----	----	----	---	---	-----

Shelby Township

001	5	658	5	10	8	3	399
002	8	563	13	21	6	3	405
003	4	297	15	9	0	2	208
004	11	516	4	15	4	1	320
005	7	391	6	9	0	3	275
006	12	342	7	15	7	5	355
007	6	547	8	10	4	1	334
008	9	291	9	5	1	1	196
009	6	373	8	9	1	1	319
010	7	412	14	9	3	1	312
011	12	428	17	6	5	4	377
012	3	381	11	5	2	1	250
013	5	288	4	7	0	0	223
014	3	351	7	5	2	2	211
015	7	324	4	7	2	3	219
016	7	585	3	11	3	0	308
017	4	515	8	13	1	2	369
018	3	250	8	2	0	1	151
019	3	428	6	5	3	2	259
020	3	192	4	4	4	0	241
021	12	352	12	8	0	1	290
022	8	739	9	4	4	2	391
023	5	638	9	8	11	1	292
024	6	655	6	10	2	0	318
025	3	611	5	10	0	0	353
026	11	314	5	9	0	1	319
027	3	399	2	8	3	1	310
028	3	423	8	3	2	0	420
029	2	291	3	7	3	0	195
901	14	801	14	14	5	2	612
902	42	3,386	40	49	12	2	2,385

Washington Township

001	5	396	5	2	1	0	312
002	5	535	13	13	1	1	362
003	4	464	2	9	1	1	256
004	9	526	4	9	1	1	456

005	9	547	6	6	0	1	349
006	9	795	9	8	1	1	396
008	8	745	7	8	1	0	483
901	10	1,311	21	17	3	0	817

NEW: Make your own custom comparisons using our new analysis software, [FirstChart](#).

These same results may also be obtained via:

- Election Telephone Hotline: 810.469.5346.
- 24-Hour Fax (Within MI): 1.888.99.CLERK (request document number 6710).
- 24-Hour Fax (Outside of MI): 1.310.575.5035 (request document number 6710).

www.MCNTV.com

webmaster@mcntv.com

[Click here to return to race list](#)

THE 2000 VOTE

U.S. Senator One 6-year term *Community Totals*

View [summary report](#).

	MATTHEW R ABEL (GRN)	SPENCE ABRAHAM (REP)	MICHAEL R CORLISS (LIB)	MARK A FORTON (RFP)	JOHN MANGOPOULOS (UST)	WILLIAM QUARTON (NLP)	DEBBIE STABENOW (DEM)
Center Line	31	1,358	46	46	20	7	2,122
Eastpointe	131	5,527	170	151	61	29	8,135
Fraser	50	3,267	74	79	22	10	3,589
Memphis	3	196	5	10	0	1	143
Mt. Clemens	77	2,424	84	75	23	16	3,796
New Baltimore	30	1,794	29	54	16	7	1,596
Richmond City	19	1,137	27	31	15	3	939
Roseville	192	7,129	213	213	97	29	10,859
St. Clair Shores	327	15,357	320	301	109	39	15,943
Sterling Heights	382	26,435	480	458	205	71	24,091
Utica	13	955	28	25	7	4	917
Warren	451	23,755	433	466	128	49	30,897
Armada Township	18	1,469	25	74	18	1	906
Bruce Township	14	2,432	47	46	12	3	1,451
Chesterfield Township	106	7,603	168	224	71	22	6,736
Clinton Township	311	19,194	391	412	116	44	20,318
Harrison Township	91	5,556	106	94	40	15	4,916

Lake Township	1	34	0	0	0	0	13
Lenox Township	24	1,263	29	33	10	3	1,284
Macomb Township	155	12,204	217	225	78	22	9,688
Ray Township	11	1,098	15	31	9	1	664
Richmond Township	9	903	17	32	7	4	546
Shelby Township	234	16,741	274	307	98	46	11,616
Washington Township	59	5,319	67	72	9	5	3,431

NEW: Make your own custom comparisons using our new analysis software, [FirstChart](#).

These same results may also be obtained via:

- Election Telephone Hotline: 810.469.5346.
- 24-Hour Fax (Within MI): 1.888.99.CLERK (request document number 6710).
- 24-Hour Fax (Outside of MI): 1.310.575.5035 (request document number 6710).

www.MCNTV.com

webmaster@mcntv.com

[Click here to return to race list](#)

THE 2000 VOTE

U.S. Representative 10th District One 2-year term *Precinct Breakdown*

View [summary report](#).

	ANTHONY AMERICA (WI) (NPA)	DAVID E BONIOR (DEM)	R FRIEND (LIB)	JOSEPH M PILCHAK (UST)	TOM TURNER (REP)
Eastpointe					
003	0	498	13	2	159
004	0	646	25	7	204
005	0	710	17	17	255
006	0	390	14	5	120
007	0	533	12	5	183
008	0	605	10	9	191
009	0	432	12	8	162
010	0	517	7	5	123
011	0	554	9	8	159
012	0	560	19	6	180
013	0	353	13	9	96
014	0	458	12	5	105
015A	0	452	7	8	117
016	1	527	15	7	243
017	0	186	6	3	93
901	0	1,356	21	10	509
Fraser					
001	0	468	12	9	186
002	0	578	16	3	306
003	0	458	14	3	185
004	0	666	12	7	244
005	0	568	10	8	232
006	0	555	9	6	345
007	0	337	8	8	155

901	0	914	15	10	438
Memphis					
001	0	201	6	1	100
901	0	20	0	0	11
Mt. Clemens					
001	0	515	1	5	41
002	0	527	21	4	214
003	0	471	21	13	191
004	0	444	13	7	153
005	0	485	9	5	40
006	0	487	13	1	137
008	0	397	15	6	139
009	0	388	17	4	212
010	0	184	5	1	116
901	0	812	9	8	339
New Baltimore					
001	0	425	12	3	217
002	0	459	8	7	228
003	0	956	27	3	483
004	0	444	8	8	206
Richmond City					
001	0	614	15	12	255
002	0	514	12	9	262
901	0	272	3	2	172
Roseville					
001	0	391	9	6	127
002	0	465	12	8	151
003	0	676	21	14	154
004	0	476	16	3	153
005	0	742	25	16	233
007	0	366	15	4	105
008	0	687	27	10	201
009	0	550	9	7	173
010	0	374	14	6	112
011	0	577	18	12	182
012	0	475	20	4	152
013	0	416	7	7	131
014	0	376	12	6	113
015	0	717	14	8	247
016	0	828	17	11	237

017	0	604	6	7	159
018	0	444	13	5	175
019	0	393	11	6	143
020	0	509	7	4	181
022	0	662	17	10	203
023	0	534	17	4	149
901	0	1,547	14	18	491
902	0	990	7	8	284

St. Clair Shores

001	0	990	24	5	806
002	0	810	13	6	409
005	0	1,016	29	9	389
006	0	904	21	6	434
008	0	591	27	4	287
009	0	487	18	6	197
010	0	1,293	19	10	483
012	0	1,114	27	9	622
014	0	1,029	31	12	479
016	0	903	16	4	392
017	0	905	14	10	407
018	0	866	18	8	545
019	0	502	13	7	197
021	0	476	11	5	179
022	0	1,171	20	14	532
024	0	546	10	3	239
025	0	741	20	8	301
026	0	842	18	7	392
027	0	1,210	21	13	491
029	0	926	27	7	380
032	0	509	16	7	256
035	0	472	15	5	248
036	0	768	20	6	409
041	0	843	14	5	326
042	0	613	12	11	308

Armada Township

001	0	892	25	22	602
002	0	525	14	17	374

Bruce Township

001	0	378	18	3	264
002	0	470	15	7	547

003	0	547	18	7	350
004	0	231	12	8	210
901	0	437	8	3	405
Chesterfield Township					
001	0	587	11	9	292
002	0	649	24	14	337
003	0	759	25	12	450
004	0	287	9	4	200
005	0	548	10	11	248
006	0	391	7	8	223
007	0	531	12	4	297
008	0	655	30	14	306
009	0	572	13	10	295
010	0	407	8	5	268
011	0	829	22	8	321
012	0	563	18	5	208
013	0	386	7	3	235
014	0	433	12	5	312
015	0	214	11	6	92
901	0	1,111	8	19	643
902	0	408	5	3	225
Clinton Township					
001	0	1,162	26	6	695
002	0	290	7	2	170
003	0	606	17	3	197
004	0	905	22	11	247
005	0	555	3	2	32
006	0	712	13	2	308
007	0	392	8	3	146
008	0	558	17	3	233
009	0	386	12	6	197
010	0	655	9	5	451
011	0	531	20	8	209
012	0	338	6	4	142
013	0	568	24	9	218
014	0	317	9	2	118
015	0	549	17	7	233
016	0	470	19	6	307
017	0	636	8	7	221
018	0	580	18	9	280

019	0	432	18	5	400
020	0	479	11	6	157
021	0	433	9	2	150
022	0	686	23	4	265
023	0	792	13	3	518
024	0	472	14	1	265
025	0	710	11	4	317
026	0	688	16	3	482
030	0	598	14	6	262
031	0	592	19	5	266
032	0	319	6	5	282
033	0	809	10	7	352
035	0	1,016	17	7	475
036	0	601	26	9	349
037	0	840	15	2	375
038	0	1,086	18	10	889
039	0	878	19	6	485
040	0	321	10	3	140
041	0	646	16	3	283
042	0	694	12	9	333
043	0	171	8	1	161
044	0	688	14	7	350
045	0	903	25	6	621
046	0	406	4	2	349

Harrison Township

001	0	536	21	6	229
002	0	263	5	1	129
003	0	431	14	4	205
004	0	649	12	3	350
005	0	476	12	5	341
006	0	537	19	4	271
007	0	536	14	4	325
008	0	175	8	5	44
009	0	330	8	4	239
010	0	398	7	4	162
011	0	444	10	4	172
012	0	210	12	4	73
901	0	233	4	2	195
902	0	1,281	29	10	817

Lake Township

001	0	20	0	0	27
Lenox Township					
001	0	472	12	11	293
002	0	627	19	5	319
003	0	678	13	5	171
Macomb Township					
001	0	934	30	16	756
002	0	639	8	11	338
003	0	783	14	9	582
004	0	751	20	8	426
005	0	551	19	10	348
006	0	386	8	5	244
007	0	698	11	10	461
008	0	637	20	7	285
009	0	580	6	7	393
010	0	457	12	13	167
011	0	453	5	6	242
012	0	440	17	3	291
013	0	527	13	2	339
014	0	482	7	8	349
015	0	794	10	9	490
016	0	407	11	7	336
017	0	897	27	12	617
018	0	440	7	5	155
901	0	2,471	37	29	1,576
Ray Township					
001	0	275	10	1	205
002	0	418	6	0	256
901	0	321	5	6	232
Richmond Township					
001	0	822	36	16	624
Shelby Township					
001	0	555	9	5	454
002	0	534	16	4	406
003	0	283	19	1	196
004	0	429	9	4	361
005	0	368	15	5	254
006	0	434	19	6	223
007	0	442	17	7	392
008	0	256	15	2	200

009	0	382	13	4	262
010	0	369	25	8	294
011	0	464	21	10	275
012	0	336	11	3	250
013	0	288	9	5	199
014	0	279	10	4	253
015	0	288	6	9	228
016	0	409	13	5	430
017	0	458	8	4	378
018	0	205	8	1	162
019	0	328	16	1	297
020	0	292	4	3	128
021	0	364	20	2	241
022	0	517	13	5	551
023	0	423	13	7	457
024	0	465	9	6	463
025	0	460	11	4	430
026	0	401	11	6	204
027	0	388	4	3	286
028	0	507	7	2	293
029	0	238	11	2	208
901	0	780	23	13	602
902	0	3,099	50	35	2,555
Washington Township					
001	0	403	2	1	293
002	0	466	12	2	395
003	0	343	7	2	339
004	0	558	6	1	375
005	0	437	12	2	425
006	0	516	13	2	632
008	0	606	9	3	550
901	0	1,116	30	11	998

NEW: Make your own custom comparisons using our new analysis software, [FirstChart](#).

These same results may also be obtained via:

- Election Telephone Hotline: 810.469.5346.
- 24-Hour Fax (Within MI): 1.888.99.CLERK (request document number 6710).

- 24-Hour Fax (Outside of MI): 1.310.575.5035 (request document number 6710).

www.MCNTV.com

webmaster@mcntv.com

[Click here to return to race list](#)



U.S. Representative 10th District
One 2-year term
Community Totals

View [summary report](#).

	ANTHONY AMERICA (WI) (NPA)	DAVID E BONIOR (DEM)	R FRIEND (LIB)	JOSEPH M PILCHAK (UST)	TOM TURNER (REP)
Eastpointe	1	8,777	212	114	2,899
Fraser	0	4,544	96	54	2,091
Memphis	0	221	6	1	111
Mt. Clemens	0	4,710	124	54	1,582
New Baltimore	0	2,284	55	21	1,134
Richmond City	0	1,400	30	23	689
Roseville	0	13,799	328	184	4,256
St. Clair Shores	0	20,527	474	187	9,708
Armada Township	0	1,417	39	39	976
Bruce Township	0	2,063	71	28	1,776
Chesterfield Township	0	9,330	232	140	4,952
Clinton Township	0	25,470	603	211	12,930
Harrison Township	0	6,499	175	60	3,552
Lake Township	0	20	0	0	27
Lenox Township	0	1,777	44	21	783
Macomb Township	0	13,327	282	177	8,395
Ray Township	0	1,014	21	7	693
Richmond Township	0	822	36	16	624
Shelby Township	0	15,041	435	176	11,932
Washington Township	0	4,445	91	24	4,007

NEW: Make your own custom comparisons using our new analysis software, [FirstChart](#).

These same results may also be obtained via:

- Election Telephone Hotline: 810.469.5346.
- 24-Hour Fax (Within MI): 1.888.99.CLERK (request document number 6710).
- 24-Hour Fax (Outside of MI): 1.310.575.5035 (request document number 6710).

www.MCNTV.com

webmaster@mcntv.com

[Click here to return to race list](#)



U.S. Representative 12th District
One 2-year term
Precinct Breakdown

View [summary report](#).

	BART BARON (REP)	ANDREW LE CUREAUX (LIB)	SANDER LEVIN (DEM)	THOMAS NESS (GRN)	FRED D ROSENBERG (NLP)
Center Line					
001	185	7	434	9	5
002	121	10	302	10	1
003	161	27	597	7	7
004	103	7	301	8	3
005	127	9	352	9	1
901	153	9	614	8	4
Eastpointe					
001	208	14	568	15	5
002	168	23	448	13	6
015B	26	0	101	3	0
902	108	1	202	8	1
Sterling Heights					
001	293	12	607	12	6
002	340	10	630	26	4
003	308	14	582	7	2
004	323	12	692	7	2
005	295	9	580	14	5
006	259	12	429	10	3
007	92	1	172	5	1
008	201	7	290	8	5
009	396	12	567	15	4
010	180	5	356	13	2
011	340	12	631	6	5
012	224	9	487	6	2

013	227	7	401	13	3
014	214	6	360	8	6
015	284	12	478	11	5
016	237	16	447	13	1
017	298	11	481	10	3
018	327	13	562	7	3
019	260	10	543	10	0
020	343	15	641	18	4
021	172	16	359	11	3
022	211	7	357	6	4
023	173	10	330	7	3
024	212	14	396	5	8
025	378	10	560	16	3
026	331	19	537	13	6
027	319	16	551	14	5
028	302	20	613	19	2
029	197	13	398	15	2
030	359	13	446	10	2
031	325	12	634	26	3
032	392	18	596	10	3
033	303	19	540	8	6
034	373	16	634	21	4
035	163	8	387	8	7
036	112	11	303	8	2
037	271	12	385	5	2
038	402	13	461	7	2
039	231	15	476	5	7
040	377	14	702	12	8
041	387	15	616	14	6
042	126	5	219	6	3
043	355	21	682	23	6
044	157	2	282	7	4
045	255	14	431	12	5
046	227	8	425	13	6
047	161	9	348	14	1
048	246	12	424	7	1
049	296	17	421	13	3
050	450	12	561	9	4
051	271	12	385	3	2
052	213	9	220	8	3

901	511	9	824	21	4
902	366	6	560	13	1
903	723	19	1,276	14	2
904	671	21	1,115	27	4
905	375	12	595	11	3
906	926	28	1,542	22	8
907	418	6	522	6	2

Utica

001	114	8	210	9	3
002	272	10	360	1	5
003	126	8	327	12	5
901	141	7	275	2	0

Warren

001	32	3	271	1	2
002	114	17	379	7	3
003	101	3	289	9	1
004	170	5	518	15	5
006	73	3	257	7	3
008	135	3	308	8	1
010	138	9	457	11	4
011	99	7	243	3	1
012	127	7	325	5	2
013	160	5	446	14	1
015	51	6	224	1	2
016	52	7	269	4	1
017	69	3	272	5	1
018	82	2	272	4	0
020	79	2	250	4	2
021	52	4	208	3	0
022	42	2	216	6	0
023	85	6	257	6	2
024	120	10	401	7	2
026	88	5	253	10	1
027	59	1	144	4	0
028	80	2	201	2	0
029	170	6	537	10	1
032	92	6	294	4	1
033	88	4	227	3	0
034	129	10	358	10	6
036	157	5	375	6	0

037	92	6	300	4	1
038	63	4	252	8	4
039	120	2	224	4	1
040	122	8	251	6	2
041	102	5	265	4	0
042	187	2	452	9	1
043	32	4	83	2	1
045	115	6	301	2	0
046	173	3	415	8	1
047	64	3	158	1	2
048	155	6	419	7	3
049	113	6	244	6	0
050	191	4	381	8	1
052	81	3	299	1	4
053	186	4	417	6	1
055	119	4	225	3	0
056	122	4	293	5	3
058	173	4	432	5	5
060	175	7	307	4	1
061	190	10	380	4	0
062	121	3	362	4	0
063	112	9	315	6	0
064	149	6	341	5	0
066	141	5	273	6	0
067	235	3	343	2	2
068	169	8	373	6	0
069	146	3	367	8	1
070	200	5	393	14	1
071	133	4	274	5	3
072	131	5	224	2	0
072A	54	3	267	4	1
073	192	8	308	9	0
074	280	9	537	11	3
076	187	7	415	4	1
078	136	5	315	3	1
080	185	3	314	4	2
081	81	1	211	1	1
082	192	4	306	5	2
084	232	8	347	5	1
085	214	9	366	1	0

086	278	5	470	6	1
088	135	7	244	8	1
090	171	1	289	6	0
092	110	1	225	3	2
093	210	5	437	9	1
094	182	4	464	8	0
096	115	6	266	2	0
097	179	3	309	8	1
098	134	3	203	4	1
099	96	2	164	2	0
099A	176	5	296	8	0
100	133	3	229	5	1
101	178	6	258	6	1
102	136	5	270	7	0
103	165	7	358	4	1
105	246	14	373	4	0
106	198	10	338	4	0
108	249	5	463	10	2
109	196	8	443	1	0
110	172	4	448	5	2
901	487	15	1,267	18	6
902	100	5	316	5	1
903	109	1	314	3	0
904	247	2	484	8	0
905	786	26	1,562	31	6
906	346	20	834	8	6
907	613	9	1,373	20	0
908	1,061	23	2,233	36	4

NEW: Make your own custom comparisons using our new analysis software, [FirstChart](#).

These same results may also be obtained via:

- Election Telephone Hotline: 810.469.5346.
- 24-Hour Fax (Within MI): 1.888.99.CLERK (request document number 6710).
- 24-Hour Fax (Outside of MI): 1.310.575.5035 (request document number 6710).

webmaster@mctv.com

[Click here to return to race list](#)



U.S. Representative 12th District
One 2-year term
Community Totals

View [summary report](#).

	BART BARON (REP)	ANDREW LE CUREAUX (LIB)	SANDER LEVIN (DEM)	THOMAS NESS (GRN)	FRED D ROSENBERG (NLP)
Center Line	850	69	2,600	51	21
Eastpointe	510	38	1,319	39	12
Sterling Heights	18,178	718	31,049	688	216
Utica	653	33	1,172	24	13
Warren	15,717	551	35,930	610	129

NEW: Make your own custom comparisons using our new analysis software, [FirstChart](#).

These same results may also be obtained via:

- Election Telephone Hotline: 810.469.5346.
- 24-Hour Fax (Within MI): 1.888.99.CLERK (request document number 6710).
- 24-Hour Fax (Outside of MI): 1.310.575.5035 (request document number 6710).

www.MCNTV.com

webmaster@mcntv.com

[Click here to return to race list](#)

THE 2000 VOTE

State Representative 26th District One 2-year term *Precinct Breakdown*

View [summary report](#).

	WILLIAM J CALLAHAN (DEM)	KEITH P EDWARDS (LIB)	WILLIAM J NEARON (REP)
St. Clair Shores			
001	869	31	939
002	731	21	498
005	963	48	449
006	916	32	439
008	576	23	343
009	478	28	217
010	1,158	43	627
012	991	45	770
014	996	30	542
016	830	29	476
017	829	28	499
018	821	34	615
019	463	17	243
021	431	14	237
022	1,091	36	606
024	484	25	287
025	691	21	387
026	790	34	460
029	881	40	435
032	468	24	296
035	446	19	295
036	724	27	471
041	765	31	409
042	554	23	371

Harrison Township			
001	483	16	289
002	216	9	172
003	360	29	261
004	525	28	446
005	361	23	451
006	471	25	330
007	444	31	396
008	154	17	59
009	259	14	293
010	307	14	236
011	379	28	217
012	189	17	93
901	218	1	221
902	1,079	45	1,005
Lake Township			
001	22	0	25

NEW: Make your own custom comparisons using our new analysis software, [FirstChart](#).

These same results may also be obtained via:

- Election Telephone Hotline: 810.469.5346.
- 24-Hour Fax (Within MI): 1.888.99.CLERK (request document number 6710).
- 24-Hour Fax (Outside of MI): 1.310.575.5035 (request document number 6710).

www.MCNTV.com

webmaster@mcntv.com

[Click here to return to race list](#)



State Representative 26th District
One 2-year term
Community Totals

View [summary report](#).

	WILLIAM J CALLAHAN (DEM)	KEITH P EDWARDS (LIB)	WILLIAM J NEARON (REP)
St. Clair Shores	17,946	703	10,911
Harrison Township	5,445	297	4,469
Lake Township	22	0	25

NEW: Make your own custom comparisons using our new analysis software, [FirstChart](#).

These same results may also be obtained via:

- Election Telephone Hotline: 810.469.5346.
- 24-Hour Fax (Within MI): 1.888.99.CLERK (request document number 6710).
- 24-Hour Fax (Outside of MI): 1.310.575.5035 (request document number 6710).

www.MCNTV.com

webmaster@mcntv.com

[Click here to return to race list](#)

THE 2000 VOTE

State Representative 27th District One 2-year term *Precinct Breakdown*

View [summary report](#).

	JIM RISKE (REP)	MICHAEL SWITALSKI (DEM)	DAVID R WEJRANDT (LIB)
Eastpointe			
001	204	548	33
002	177	449	31
003	165	467	29
004	245	583	37
005	249	699	29
006	131	356	20
007	208	482	22
008	181	577	30
009	164	411	24
010	156	475	10
011	173	513	22
012	240	479	26
013	134	317	16
014	121	427	12
015A	152	535	18
016	227	528	25
017	99	177	8
901	571	1,556	30
Roseville			
001	113	391	16
002	139	457	20
003	140	691	22
004	142	479	16
005	230	719	37

007	89	367	18
008	198	676	32
009	162	546	13
010	113	369	18
011	182	569	26
012	147	469	18
013	112	423	13
014	107	378	18
015	216	717	32
016	206	840	27
017	169	566	12
018	143	469	19
019	129	392	17
020	135	542	18
022	203	633	30
023	151	514	22
901	372	1,655	17
902	265	988	18
St. Clair Shores			
027	552	1,103	36

NEW: Make your own custom comparisons using our new analysis software, [FirstChart](#).

These same results may also be obtained via:

- Election Telephone Hotline: 810.469.5346.
- 24-Hour Fax (Within MI): 1.888.99.CLERK (request document number 6710).
- 24-Hour Fax (Outside of MI): 1.310.575.5035 (request document number 6710).

www.MCNTV.com

webmaster@mcntv.com

[Click here to return to race list](#)



State Representative 27th District
One 2-year term
Community Totals

View [summary report](#).

	JIM RISKE (REP)	MICHAEL SWITALSKI (DEM)	DAVID R WEJRANDT (LIB)
Eastpointe	3,597	9,579	422
Roseville	3,863	13,850	479
St. Clair Shores	552	1,103	36

NEW: Make your own custom comparisons using our new analysis software, [FirstChart](#).

These same results may also be obtained via:

- Election Telephone Hotline: 810.469.5346.
- 24-Hour Fax (Within MI): 1.888.99.CLERK (request document number 6710).
- 24-Hour Fax (Outside of MI): 1.310.575.5035 (request document number 6710).

www.MCNTV.com

webmaster@mcntv.com

[Click here to return to race list](#)



State Representative 28th District
One 2-year term
Precinct Breakdown

View [summary report](#).

	PAUL WELCH (REP)	PAUL WOJNO (DEM)
Center Line		
001	178	448
002	99	338
003	189	587
004	106	318
005	121	367
901	137	645
Warren		
001	39	259
002	133	347
003	105	278
004	167	511
006	66	254
008	129	299
010	150	423
011	102	232
012	139	304
013	165	421
015	61	213
016	48	258
017	70	262
018	85	248
020	91	233
021	62	195
022	49	200

023	90	237
024	137	376
026	93	249
027	62	135
028	77	196
029	167	511
032	107	241
033	93	207
034	142	330
036	161	359
037	103	281
038	72	242
039	115	221
040	109	253
041	101	263
042	177	439
043	32	82
045	116	288
046	155	417
047	58	159
048	135	442
049	100	246
050	188	370
052	88	271
068	165	346
069	149	347
070	195	385
071	121	288
072	132	212
072A	56	260
073	187	287
074	253	522
901	414	1,364
902	103	318
903	92	323
904	230	493
906	274	922

NEW: Make your own custom comparisons using our new analysis software, [FirstChart](#).

These same results may also be obtained via:

- Election Telephone Hotline: 810.469.5346.
- 24-Hour Fax (Within MI): 1.888.99.CLERK (request document number 6710).
- 24-Hour Fax (Outside of MI): 1.310.575.5035 (request document number 6710).

www.MCNTV.com

webmaster@mcntv.com

[Click here to return to race list](#)



State Representative 28th District
One 2-year term
Community Totals

View [summary report](#).

	PAUL WELCH (REP)	PAUL WOJNO (DEM)
Center Line	830	2,703
Warren	6,710	17,819

NEW: Make your own custom comparisons using our new analysis software, [FirstChart](#).

These same results may also be obtained via:

- Election Telephone Hotline: 810.469.5346.
- 24-Hour Fax (Within MI): 1.888.99.CLERK (request document number 6710).
- 24-Hour Fax (Outside of MI): 1.310.575.5035 (request document number 6710).

www.MCNTV.com

webmaster@mcntv.com

[Click here to return to race list](#)



State Representative 29th District
One 2-year term
Precinct Breakdown

View [summary report](#).

	STEVE BIEDA (DEM)	JENNIFER FAUNCE (REP)	STEVEN T REVIS (UST)	E. DEAN SAHUTSKE (LIB)
Sterling Heights				
002	456	539	7	13
003	409	497	7	8
004	501	535	2	6
005	409	487	6	12
006	309	404	2	7
007	118	137	1	4
010	212	330	1	10
011	404	585	3	11
012	346	376	6	6
013	288	358	3	5
014	292	299	4	6
047	271	239	5	11
902	476	473	2	4
903	972	1,042	11	15
Warren				
053	343	323	1	0
055	194	183	0	4
056	237	213	2	3
058	355	291	1	2
060	249	281	2	5
061	290	309	0	10
062	270	245	2	1
063	226	232	1	5
064	270	272	0	4

066	185	263	0	3
067	222	400	2	2
076	348	292	0	4
078	258	247	1	2
080	235	321	3	5
081	168	138	0	0
082	225	314	1	4
084	363	399	1	4
085	280	338	0	5
086	352	458	2	5
088	191	224	1	6
090	231	271	0	1
092	159	207	0	0
093	322	371	1	3
094	369	347	2	5
096	186	246	0	3
097	197	346	0	9
098	145	240	1	4
099	122	149	0	3
099A	217	300	1	5
100	161	222	2	3
101	184	282	2	3
102	200	229	1	4
103	268	297	1	4
105	269	396	0	9
106	253	355	0	8
108	344	467	0	6
109	297	402	1	6
110	320	361	5	3
905	1,209	1,196	6	11
907	1,148	862	9	11
908	1,642	1,702	12	15

NEW: Make your own custom comparisons using our new analysis software, [FirstChart](#).

These same results may also be obtained via:

- Election Telephone Hotline: 810.469.5346.
- 24-Hour Fax (Within MI): 1.888.99.CLERK (request document number 6710).

24-Hour Fax (Outside of MI): 1.310.575.5035 (request document number 6710).

www.MCNTV.com

webmaster@mcntv.com

[Click here to return to race list](#)



State Representative 29th District
One 2-year term
Community Totals

View [summary report](#).

	STEVE BIEDA (DEM)	JENNIFER FAUNCE (REP)	STEVEN T REVIS (UST)	E. DEAN SAHUTSKE (LIB)
Sterling Heights	5,463	6,301	60	118
Warren	13,504	14,991	64	190

NEW: Make your own custom comparisons using our new analysis software, [FirstChart](#).

These same results may also be obtained via:

- Election Telephone Hotline: 810.469.5346.
- 24-Hour Fax (Within MI): 1.888.99.CLERK (request document number 6710).
- 24-Hour Fax (Outside of MI): 1.310.575.5035 (request document number 6710).

www.MCNTV.com

webmaster@mcntv.com

[Click here to return to race list](#)



State Representative 30th District
One 2-year term
Precinct Breakdown

View [summary report](#).

	IRVIN DROSTE (DEM)	SAL ROCCA (REP)
Sterling Heights		
001	387	519
008	183	321
009	339	647
015	307	468
016	313	395
017	282	518
018	353	550
019	359	457
020	447	575
021	234	320
022	232	346
023	210	295
024	281	347
025	302	657
026	364	540
027	350	551
028	422	535
029	262	370
030	249	581
031	405	585
032	362	655
033	353	513
034	406	629
035	268	301

036	197	231
037	235	432
038	302	569
039	337	382
040	387	733
041	377	655
042	160	184
043	416	677
044	195	257
045	303	408
046	253	422
048	257	426
049	322	427
050	320	704
051	187	481
052	138	303
901	514	851
904	696	1,134
905	373	629
906	1,081	1,442
907	339	603

NEW: Make your own custom comparisons using our new analysis software, [FirstChart](#).

These same results may also be obtained via:

- Election Telephone Hotline: 810.469.5346.
- 24-Hour Fax (Within MI): 1.888.99.CLERK (request document number 6710).
- 24-Hour Fax (Outside of MI): 1.310.575.5035 (request document number 6710).

www.MCNTV.com

webmaster@mcntv.com

[Click here to return to race list](#)



State Representative 30th District
One 2-year term
Community Totals

View [summary report](#).

	IRVIN DROSTE (DEM)	SAL ROCCA (REP)
Sterling Heights	15,059	23,625

NEW: Make your own custom comparisons using our new analysis software, [FirstChart](#).

These same results may also be obtained via:

- Election Telephone Hotline: 810.469.5346.
- 24-Hour Fax (Within MI): 1.888.99.CLERK (request document number 6710).
- 24-Hour Fax (Outside of MI): 1.310.575.5035 (request document number 6710).

www.MCNTV.com

webmaster@mcntv.com

[Click here to return to race list](#)



State Representative 31st District
One 2-year term
Precinct Breakdown

View [summary report](#).

	PAUL GIELEGHEM (DEM)	H.JAMES MILLER (LIB)	GORDON REH (WI) (NPA)	DIANE ZONTINI (REP)
Fraser				
001	458	29	0	195
002	507	35	0	348
003	398	29	0	224
004	586	49	0	297
005	514	47	0	263
006	554	25	0	355
007	320	25	0	177
901	869	27	1	468
Mt. Clemens				
001	494	13	0	46
002	481	37	0	224
003	402	61	0	208
004	407	27	0	164
005	457	15	0	55
006	453	38	0	134
008	345	31	0	167
009	357	34	0	220
010	154	15	0	123
901	772	23	0	357
Clinton Township				
002	280	19	0	170
003	533	45	0	240
004	818	52	1	297
005	532	10	0	45

006	615	36	0	382
007	346	16	0	194
008	447	42	0	319
009	327	25	0	250
010	526	37	0	560
011	453	53	0	260
012	294	21	0	173
013	496	51	0	268
014	295	24	0	124
015	463	41	0	298
016	431	34	0	340
017	577	30	0	259
018	537	29	0	326
019	390	24	0	448
020	432	39	0	176
021	382	16	0	194
022	563	50	0	320
024	435	29	0	297
025	589	47	0	368
026	626	30	0	536
030	464	39	0	376
031	524	32	0	304
032	285	13	0	316
033	682	41	0	447
043	169	13	0	156

NEW: Make your own custom comparisons using our new analysis software, [FirstChart](#).

These same results may also be obtained via:

- Election Telephone Hotline: 810.469.5346.
- 24-Hour Fax (Within MI): 1.888.99.CLERK (request document number 6710).
- 24-Hour Fax (Outside of MI): 1.310.575.5035 (request document number 6710).

www.MCNTV.com

webmaster@mcentv.com

[Click here to return to race list](#)



State Representative 31st District
One 2-year term
Community Totals

View [summary report](#).

	PAUL GIELEGHEM (DEM)	H.JAMES MILLER (LIB)	GORDON REH (WI) (NPA)	DIANE ZONTINI (REP)
Fraser	4,206	266	1	2,327
Mt. Clemens	4,322	294	0	1,698
Clinton Township	13,511	938	1	8,443

NEW: Make your own custom comparisons using our new analysis software, [FirstChart](#).

These same results may also be obtained via:

- Election Telephone Hotline: 810.469.5346.
- 24-Hour Fax (Within MI): 1.888.99.CLERK (request document number 6710).
- 24-Hour Fax (Outside of MI): 1.310.575.5035 (request document number 6710).

www.MCNTV.com

webmaster@mcntv.com

[Click here to return to race list](#)

THE 2000 VOTE

State Representative 32nd District One 2-year term *Precinct Breakdown*

View [summary report](#).

	GREG MOORE (DEM)	ALAN SANBORN (REP)	BOB VAN OAST (LIB)
Memphis			
001	100	167	7
901	16	14	1
Richmond City			
001	307	519	33
002	263	469	23
901	159	259	9
Utica			
001	119	183	19
002	191	409	15
003	206	223	21
901	149	256	7
Armada Township			
001	393	1,037	48
002	223	643	35
Bruce Township			
001	206	406	22
002	221	742	30
003	311	535	33
004	107	298	25
901	217	593	12
Ray Township			
001	121	299	13
002	206	419	6

901	150	401	11
Richmond Township			
001	368	1,007	56
Shelby Township			
001	283	667	21
002	310	594	35
003	172	295	22
004	231	523	19
005	206	398	33
006	299	343	30
007	230	565	32
008	139	312	17
009	261	366	19
010	221	435	23
011	300	416	37
012	158	413	21
013	156	317	18
014	152	358	17
015	142	352	19
016	194	617	15
017	258	544	17
018	109	251	12
019	201	417	17
020	206	195	11
021	250	321	33
022	263	771	22
023	183	669	26
024	200	692	15
025	237	628	17
026	265	324	15
027	237	427	7
028	327	438	11
029	139	294	12
901	450	931	31
902	1,635	3,902	96
Washington Township			
001	236	410	6
002	246	532	15
003	183	446	9
004	352	527	12

005	217	590	16
006	278	797	12
008	319	740	19
901	574	1,466	51

NEW: Make your own custom comparisons using our new analysis software, [FirstChart](#).

These same results may also be obtained via:

- Election Telephone Hotline: 810.469.5346.
- 24-Hour Fax (Within MI): 1.888.99.CLERK (request document number 6710).
- 24-Hour Fax (Outside of MI): 1.310.575.5035 (request document number 6710).

www.MCNTV.com

webmaster@mcntv.com

[Click here to return to race list](#)



State Representative 32nd District
One 2-year term
Community Totals

View [summary report](#).

	GREG MOORE (DEM)	ALAN SANBORN (REP)	BOB VAN OAST (LIB)
Memphis	116	181	8
Richmond City	729	1,247	65
Utica	665	1,071	62
Armada Township	616	1,680	83
Bruce Township	1,062	2,574	122
Ray Township	477	1,119	30
Richmond Township	368	1,007	56
Shelby Township	8,414	17,775	720
Washington Township	2,405	5,508	140

NEW: Make your own custom comparisons using our new analysis software, [FirstChart](#).

These same results may also be obtained via:

- Election Telephone Hotline: 810.469.5346.
- 24-Hour Fax (Within MI): 1.888.99.CLERK (request document number 6710).
- 24-Hour Fax (Outside of MI): 1.310.575.5035 (request document number 6710).

www.MCNTV.com

webmaster@mcntv.com

[Click here to return to race list](#)



State Representative 33rd District
One 2-year term
Precinct Breakdown

View [summary report](#).

	BERNADETTE DISANO (DEM)	JANET KUKUK (REP)	TOM WATSON (UST)	JOSEPH L ZEMENS (LIB)
New Baltimore				
001	264	320	25	12
002	240	386	20	18
003	471	826	35	36
004	235	351	19	17
Chesterfield Township				
001	318	500	20	22
002	365	562	18	36
003	401	710	31	38
004	152	313	9	12
005	269	456	24	25
006	215	346	18	15
007	299	462	21	24
008	348	536	37	39
009	295	496	20	31
010	211	410	24	20
011	469	577	19	45
012	341	367	30	27
013	197	376	8	21
014	240	463	15	17
015	151	143	7	15
901	638	1,005	37	24
902	223	361	18	9
Clinton Township				
001	715	1,032	33	33

023	453	760	24	28
035	702	698	26	26
036	405	482	21	29
037	551	592	20	23
038	615	1,235	23	34
039	529	735	26	31
040	209	222	14	14
041	394	471	20	24
042	463	499	22	20
044	414	570	15	16
045	536	902	30	32
046	269	453	8	11
Lenox Township				
001	212	490	33	17
002	336	530	26	28
003	467	308	25	24
Macomb Township				
001	513	1,058	35	38
002	318	575	30	14
003	430	839	24	14
004	402	686	22	40
005	300	512	26	30
006	216	358	11	17
007	355	717	16	19
008	420	436	23	30
009	299	597	22	11
010	307	284	18	20
011	219	409	8	16
012	214	445	18	19
013	268	522	15	12
014	244	518	10	18
015	459	736	28	16
016	233	459	12	16
017	504	917	22	38
018	293	259	19	10
901	1,484	2,350	79	63

NEW: Make your own custom comparisons using our new analysis software, [FirstChart](#).

These same results may also be obtained via:

- Election Telephone Hotline: 810.469.5346.
- 24-Hour Fax (Within MI): 1.888.99.CLERK (request document number 6710).
- 24-Hour Fax (Outside of MI): 1.310.575.5035 (request document number 6710).

www.MCNTV.com

webmaster@mcntv.com

[Click here to return to race list](#)



State Representative 33rd District
One 2-year term
Community Totals

View [summary report](#).

	BERNADETTE DISANO (DEM)	JANET KUKUK (REP)	TOM WATSON (UST)	JOSEPH L ZEMENS (LIB)
New Baltimore	1,210	1,883	99	83
Chesterfield Township	5,132	8,083	356	420
Clinton Township	6,255	8,651	282	321
Lenox Township	1,015	1,328	84	69
Macomb Township	7,478	12,677	438	441

NEW: Make your own custom comparisons using our new analysis software, [FirstChart](#).

These same results may also be obtained via:

- Election Telephone Hotline: 810.469.5346.
- 24-Hour Fax (Within MI): 1.888.99.CLERK (request document number 6710).
- 24-Hour Fax (Outside of MI): 1.310.575.5035 (request document number 6710).

www.MCNTV.com

webmaster@mcntv.com

[Click here to return to race list](#)



State Board of Education

Two 8-year terms

Precinct Breakdown

View [summary report](#).

	JOHN AUSTIN (DEM)	DIANE BARNES (LIB)	HELEN E.R. DITZHAZY (RFP)	LYNNEA ELLISON (NLP)	TERRI LYNN LAND (REP)	MARY ANN LESSNER (RFP)	LAWRENCE C PATRICK JR. (REP)	CLARA C PILCHAK (UST)	GAIL QUARTON (NLP)	MAX RIEKSE (UST)	KATHLEEN STRAUS (DEM)
Center Line											
001	305	25	8	3	212	21	197	12	6	13	310
002	226	14	9	2	135	12	122	5	6	8	219
003	443	46	15	5	226	19	207	18	8	13	413
004	210	27	8	2	134	12	115	8	4	5	217
005	269	24	8	3	144	14	137	13	5	6	267
901	502	9	5	2	184	6	195	15	4	11	482
Eastpointe											
001	452	37	9	9	233	20	236	14	6	18	420
002	331	64	10	3	176	25	176	15	6	12	330
003	363	37	10	1	181	22	188	12	7	6	350
004	438	60	17	10	255	22	239	15	11	24	432
005	516	61	13	14	268	33	278	30	12	26	486
006	280	31	10	7	140	14	138	12	6	13	251
007	386	28	8	6	232	18	237	13	11	8	356
008	451	47	8	2	214	24	239	13	8	12	418
009	311	48	14	12	185	21	178	19	4	17	298
010	386	33	8	4	171	11	163	17	1	14	371
011	418	43	11	6	173	21	185	26	8	13	391
012	405	40	14	3	226	20	206	13	3	14	401
013	252	32	5	2	126	15	130	16	2	15	239
014	348	32	7	4	129	12	138	15	4	15	337
015A	410	41	12	3	170	11	161	26	0	18	410
016	375	41	11	12	260	20	267	17	12	11	368
017	134	17	3	1	109	3	111	7	1	9	115
901	1,201	62	24	14	664	30	676	37	12	23	1,176
Fraser											
001	296	35	9	9	200	14	203	23	7	10	299
002	346	34	16	8	353	21	356	11	5	13	356

003	307	33	6	4	222	10	218	15	3	12	319
004	484	43	11	10	278	18	264	24	5	14	479
005	379	38	17	8	264	19	270	12	2	10	395
006	327	37	7	4	388	19	377	20	2	11	312
007	248	29	3	2	165	16	168	14	3	4	243
901	667	25	9	4	488	17	471	21	1	11	683

Memphis

001	119	12	4	1	121	12	113	1	1	1	121
901	15	1	0	1	12	0	10	0	1	0	19

Mt. Clemens

001	454	10	5	3	50	8	49	9	4	5	456
002	337	46	5	6	240	14	243	14	3	7	346
003	296	70	9	14	207	30	187	17	19	19	314
004	311	46	8	6	163	16	149	17	5	15	312
005	432	20	5	3	42	7	48	11	3	6	432
006	385	24	8	7	159	14	148	13	8	11	364
008	271	37	16	7	160	13	161	15	6	7	265
009	226	35	6	2	253	14	229	7	0	6	222
010	101	12	2	0	124	8	120	4	2	3	107
901	582	22	6	6	410	14	400	20	3	13	583

New Baltimore

001	291	20	5	2	245	16	225	20	3	12	267
002	271	39	14	9	279	14	251	14	8	12	256
003	550	60	18	7	575	32	560	29	9	35	538
004	271	23	12	7	249	17	246	16	3	16	253

Richmond City

001	360	43	15	11	324	16	314	20	8	26	346
002	308	25	12	7	316	16	270	20	9	17	297
901	182	13	4	1	194	5	193	14	2	9	175

Roseville

001	283	21	11	8	143	14	124	14	5	12	288
002	321	29	11	6	182	19	172	18	5	14	310
003	541	39	13	6	180	26	175	22	8	15	522
004	339	30	9	7	178	13	183	13	7	10	335
005	501	51	18	15	284	24	274	28	12	34	523
007	260	27	11	8	124	17	118	10	4	13	267
008	498	57	13	12	258	19	252	28	6	20	487
009	377	25	9	6	213	11	205	23	8	20	375
010	243	38	3	8	146	17	141	16	6	14	247
011	410	36	10	6	217	15	225	18	11	21	396
012	328	41	13	11	178	26	154	17	6	10	321
013	296	19	12	5	152	11	140	9	6	14	293
014	273	20	10	5	142	12	137	16	8	15	256
015	519	50	12	6	283	27	263	11	8	14	514
016	562	64	17	7	275	37	260	40	12	31	553
017	410	31	12	9	210	12	188	15	7	17	412

018	297	35	10	7	197	18	199	17	9	11	289
019	261	32	7	5	162	14	151	14	4	10	259
020	346	26	8	9	203	19	202	25	6	18	343
022	479	46	14	9	231	25	214	23	8	19	463
023	349	36	7	3	173	22	161	15	5	21	354
901	1,158	45	24	9	554	27	541	49	9	35	1,160
902	750	29	10	3	362	21	331	25	3	20	766

St. Clair Shores

001	639	58	30	4	930	32	939	23	14	17	636
002	513	34	21	8	510	27	476	27	7	15	519
005	707	75	18	11	472	35	450	29	15	20	699
006	598	38	25	13	526	33	504	41	9	21	615
008	427	42	8	12	330	19	321	20	4	12	417
009	355	37	9	7	223	22	221	17	4	13	363
010	885	82	28	11	593	49	556	35	12	30	905
012	701	62	18	15	763	42	726	33	16	21	709
014	691	55	21	13	552	41	548	39	10	30	693
016	612	42	27	15	455	36	461	17	6	13	611
017	575	45	24	10	493	30	470	25	18	16	588
018	590	56	21	7	622	30	600	31	12	27	568
019	346	29	15	9	230	19	206	17	11	21	346
021	333	29	9	4	218	18	210	12	4	7	332
022	784	73	19	12	611	41	608	35	13	18	790
024	343	30	4	7	295	10	297	14	4	2	368
025	512	36	14	10	364	28	358	21	8	15	485
026	572	61	14	10	448	29	441	33	9	22	578
027	861	63	22	8	610	28	592	25	10	24	827
029	669	41	20	11	456	33	422	37	6	22	640
032	321	51	21	7	295	19	291	13	9	10	332
035	324	38	6	6	286	13	287	12	11	7	341
036	513	57	15	8	498	29	473	22	7	20	535
041	567	57	22	11	380	39	384	22	12	15	567
042	396	33	16	5	362	23	362	25	3	12	392

Sterling Heights

001	413	39	15	8	356	22	331	18	4	12	409
002	430	36	18	8	374	33	349	27	11	17	411
003	397	40	5	4	354	16	335	23	4	21	400
004	461	37	9	2	375	22	350	16	6	12	471
005	404	33	17	9	332	23	325	10	7	6	383
006	265	32	8	4	302	11	278	13	5	12	275
007	117	8	2	2	109	2	94	4	5	3	120
008	193	23	8	3	216	11	217	8	2	10	185
009	347	33	21	4	472	26	442	23	4	14	318
010	222	27	12	6	208	14	201	16	4	17	204
011	427	37	9	3	383	15	381	21	4	14	426
012	320	18	7	8	267	15	258	13	5	12	320
013	271	25	12	3	264	17	247	8	3	17	269

014	238	26	8	4	248	8	241	17	6	5	244
015	332	39	9	3	326	18	297	14	4	13	330
016	307	36	17	7	276	16	255	11	4	13	324
017	306	46	12	5	330	21	319	21	7	9	284
018	368	27	9	7	384	16	357	17	4	15	363
019	398	26	9	4	306	16	288	14	2	11	395
020	417	44	10	3	389	28	389	28	7	24	440
021	273	33	9	5	182	15	178	12	6	14	275
022	222	20	11	3	241	11	225	16	5	8	218
023	219	25	7	6	196	9	183	8	5	5	223
024	277	28	11	0	232	10	220	27	2	13	281
025	338	34	10	6	425	26	389	17	10	22	349
026	356	33	10	6	375	17	343	24	13	8	361
027	391	34	10	2	342	30	317	21	9	30	379
028	443	40	11	7	314	29	314	24	8	10	433
029	248	33	14	4	235	12	220	20	7	17	264
030	267	25	6	5	409	17	395	24	5	17	258
031	388	43	10	10	376	13	365	22	6	13	389
032	368	36	7	8	442	17	406	19	9	25	354
033	322	43	10	5	322	17	314	25	4	26	331
034	403	52	18	5	405	31	386	30	8	26	397
035	282	23	10	6	171	22	156	18	1	12	279
036	225	25	4	4	146	13	144	12	7	9	214
037	234	19	10	1	320	14	292	13	2	6	248
038	292	29	9	7	430	23	400	20	7	20	290
039	337	30	14	8	258	28	246	20	5	15	316
040	445	50	9	8	443	24	422	24	15	19	426
041	381	32	24	8	425	37	406	20	8	16	374
042	160	17	3	3	137	11	126	8	1	5	157
043	445	44	18	11	398	35	373	28	17	30	436
044	194	14	4	6	185	9	161	8	2	3	187
045	277	36	15	12	282	21	269	25	8	12	289
046	263	38	12	5	269	19	262	18	11	10	268
047	263	24	3	8	173	16	169	9	5	4	260
048	276	34	7	2	287	12	283	14	2	16	288
049	259	39	3	13	317	16	299	15	7	15	267
050	329	34	13	7	510	24	479	16	9	9	337
051	229	27	11	4	323	11	299	12	3	11	218
052	146	14	11	3	213	12	216	8	2	6	137
901	602	30	11	1	561	20	537	26	10	17	617
902	437	22	6	2	394	13	384	16	8	16	437
903	931	40	20	4	780	20	778	33	6	28	941
904	808	46	19	6	751	35	712	48	16	42	832
905	433	27	8	6	383	12	387	19	6	5	440
906	1,095	68	21	9	976	39	922	61	18	46	1,132
907	372	20	12	1	429	10	428	17	8	16	378

Utica

001	125	26	5	6	125	19	126	7	3	8	121
002	213	26	9	6	291	13	275	12	3	12	225
003	216	33	11	5	156	15	141	11	6	10	215
901	190	11	2	1	153	6	144	12	2	4	191

Warren

001	244	4	1	0	43	3	46	1	0	3	250
002	304	20	5	0	135	6	131	5	1	1	311
003	237	8	3	3	111	7	103	2	4	1	237
004	414	19	6	6	177	8	182	12	5	4	414
006	210	9	2	3	77	6	76	1	2	0	216
008	262	10	4	1	136	4	147	2	0	2	251
010	376	13	8	3	154	8	164	2	3	2	368
011	194	10	6	0	109	6	101	0	3	2	192
012	237	10	3	2	147	9	145	6	1	0	246
013	337	12	5	3	169	9	169	2	3	5	349
015	180	9	1	0	72	5	68	0	1	3	182
016	219	9	3	0	60	6	60	0	1	0	221
017	221	6	1	2	77	6	74	0	1	0	225
018	227	6	3	0	96	2	90	1	0	0	225
020	204	5	6	0	83	8	84	4	3	4	199
021	162	12	2	2	64	3	66	0	2	2	164
022	172	8	2	2	47	9	47	2	4	2	175
023	201	12	1	3	93	8	87	2	4	2	201
024	316	12	5	1	145	14	140	0	1	3	320
026	209	9	7	0	70	7	85	2	0	4	210
027	111	3	1	0	61	7	60	1	0	1	112
028	162	3	2	0	83	5	84	4	2	2	160
029	432	12	6	2	185	11	178	5	3	4	421
032	230	13	9	3	107	10	106	5	3	0	226
033	176	8	2	2	100	7	91	1	0	1	180
034	287	16	6	1	142	11	155	5	3	5	283
036	306	10	3	1	159	9	160	5	2	3	318
037	231	11	4	0	104	10	99	8	1	5	231
038	204	10	1	0	81	7	75	0	2	1	214
039	160	1	2	3	126	4	118	3	0	2	179
040	190	9	3	1	120	7	119	2	2	1	193
041	203	8	3	0	111	2	117	1	1	0	209
042	338	13	3	1	203	8	193	2	3	5	343
043	71	9	2	1	37	2	35	0	0	0	67
045	232	9	0	2	114	5	108	2	0	2	243
046	295	8	2	1	177	8	176	2	1	2	301
047	105	5	1	1	73	0	67	1	0	1	105
048	317	12	4	2	166	9	159	4	3	4	323
049	176	11	3	1	131	8	117	6	0	3	182
050	284	13	4	0	220	8	224	2	2	3	275
052	235	7	4	2	86	4	97	2	0	2	239
053	309	8	8	0	216	6	210	2	0	2	317

055	168	7	2	0	120	2	126	1	0	0	168
056	211	3	3	1	151	4	152	1	2	1	207
058	328	7	3	1	189	6	191	1	3	2	329
060	233	14	1	0	165	1	165	3	2	3	233
061	280	14	1	1	210	4	199	2	0	2	289
062	260	6	3	1	143	4	138	2	0	1	272
063	227	10	3	1	126	4	129	4	3	2	228
064	212	13	5	3	187	7	173	0	2	0	226
066	184	8	3	2	160	3	158	1	1	0	194
067	232	6	5	1	246	7	236	5	1	0	233
068	277	9	6	2	175	1	169	4	3	3	289
069	284	11	7	1	150	7	152	6	2	1	280
070	300	13	7	1	227	9	215	2	2	4	310
071	202	10	3	1	140	2	132	5	1	2	208
072	151	4	5	1	143	1	150	1	2	0	152
072A	243	3	1	1	55	3	61	0	0	0	242
073	213	14	13	2	195	19	176	6	2	6	222
074	393	17	8	2	278	9	268	7	4	5	405
076	296	12	2	0	211	5	195	4	0	4	317
078	209	8	2	1	152	3	149	0	1	2	221
080	215	6	3	2	207	8	203	5	0	2	216
081	156	2	5	0	95	5	90	0	0	0	169
082	190	5	3	3	201	7	194	3	2	2	168
084	297	9	5	2	233	5	231	3	2	2	369
085	253	14	4	2	230	7	224	5	0	2	262
086	324	8	3	0	309	7	293	7	1	4	339
088	187	11	5	3	143	5	125	3	2	4	204
090	205	6	3	1	178	5	184	1	0	2	203
092	152	4	3	1	122	6	105	5	0	2	160
093	312	15	4	3	237	6	224	1	3	2	322
094	336	10	4	1	209	4	224	2	0	0	340
096	178	7	0	0	134	3	139	1	1	3	176
097	203	15	1	2	208	5	207	3	5	2	209
098	151	9	2	0	148	4	154	0	1	1	148
099	117	4	4	0	102	4	96	1	1	1	112
099A	195	10	4	0	201	9	196	5	1	3	209
100	146	3	4	0	145	8	144	3	1	3	152
101	181	11	2	2	182	4	171	0	1	1	190
102	187	11	3	1	158	11	145	4	1	3	197
103	283	10	2	1	188	6	194	1	2	0	278
105	241	18	4	6	277	6	255	2	3	1	250
106	223	11	5	0	214	5	212	0	1	2	234
108	337	15	6	2	271	6	276	3	2	3	333
109	309	11	2	2	220	6	221	2	4	0	309
110	320	11	0	2	205	3	203	3	3	2	324
901	1,033	30	20	5	536	21	522	52	5	32	1,044
902	251	12	3	1	116	6	112	8	3	3	247

903	277	7	4	1	102	2	101	2	0	4	273
904	368	16	8	2	266	14	260	16	2	16	366
905	1,180	50	24	1	883	44	832	61	9	32	1,174
906	674	23	6	5	365	14	339	32	7	18	677
907	1,034	46	18	2	678	22	668	49	7	33	1,000
908	1,633	62	30	6	1,207	47	1,175	62	4	31	1,616

Armada Township

001	495	79	23	14	626	56	578	50	11	28	473
002	280	42	10	4	385	33	375	34	10	23	274

Bruce Township

001	249	28	6	5	267	8	258	13	5	7	246
002	271	38	9	7	554	16	529	19	11	15	284
003	338	43	21	11	403	25	378	17	5	16	322
004	129	28	3	6	230	10	212	13	5	12	133
901	264	18	13	2	429	13	423	22	4	14	280

Chesterfield Township

001	357	35	7	16	344	20	325	24	7	22	351
002	400	42	11	8	374	21	366	23	7	23	401
003	429	46	14	8	540	34	514	22	11	21	443
004	174	20	5	10	219	16	212	7	8	7	174
005	326	41	6	12	314	22	301	28	14	21	296
006	240	21	4	3	253	10	251	20	4	13	239
007	349	35	11	7	330	19	315	13	8	12	325
008	397	49	9	15	389	29	366	24	6	22	378
009	337	32	14	11	349	21	326	20	2	21	339
010	246	22	8	4	298	11	278	21	1	16	251
011	501	55	13	18	403	39	363	27	9	26	484
012	391	38	9	14	265	16	234	28	11	15	381
013	238	21	6	3	278	13	262	18	6	15	208
014	250	20	3	3	365	10	343	11	3	10	262
015	160	23	2	10	105	11	91	15	8	5	158
901	715	44	18	10	721	22	713	31	3	32	721
902	249	21	4	8	235	12	238	15	3	13	255

Clinton Township

001	777	49	16	8	787	31	763	26	9	19	789
002	207	22	2	7	174	11	177	14	7	8	199
003	448	50	12	6	231	24	225	17	9	8	434
004	716	55	14	10	284	27	272	28	10	9	705
005	519	15	4	2	38	9	41	4	0	2	507
006	516	33	15	4	355	19	356	12	4	8	513
007	293	29	8	2	163	11	179	14	6	8	295
008	386	41	19	8	277	20	269	13	13	11	379
009	290	21	15	1	224	29	226	12	9	7	280
010	438	28	9	3	531	32	520	17	8	8	444
011	360	53	14	5	246	17	210	16	8	14	373
012	229	19	8	3	169	11	163	9	1	9	217

013	412	53	10	11	251	32	248	30	9	15	404
014	224	23	8	6	134	16	129	17	5	9	216
015	368	55	13	9	288	21	261	14	8	8	346
016	337	35	19	6	323	24	300	16	8	14	357
017	475	42	13	5	251	22	241	16	3	16	480
018	389	34	6	9	333	18	323	18	8	9	391
019	257	33	9	0	455	15	421	13	9	16	247
020	373	25	14	4	174	21	183	12	6	7	351
021	307	17	9	6	179	14	189	9	5	4	322
022	494	48	10	9	311	21	296	25	7	12	472
023	505	41	15	8	593	24	568	15	14	7	515
024	312	33	10	4	301	21	292	15	2	7	307
025	502	48	11	4	349	18	343	24	13	12	511
026	478	51	8	7	533	28	507	16	12	12	486
030	399	41	6	10	323	18	308	20	5	12	404
031	408	48	14	4	290	21	286	15	4	15	378
032	210	18	7	3	307	10	305	12	2	6	204
033	572	44	12	3	421	28	389	14	9	9	591
035	731	35	18	9	526	19	512	34	6	17	750
036	417	40	11	8	405	13	374	14	10	11	420
037	574	34	21	10	438	30	410	23	6	14	562
038	677	64	16	6	968	22	916	27	11	15	688
039	592	41	13	6	558	22	496	33	11	16	553
040	214	14	6	1	172	10	164	17	1	13	220
041	430	44	4	9	359	25	332	18	9	12	424
042	501	30	11	2	396	15	374	14	7	11	501
043	107	10	3	1	185	6	174	2	1	4	101
044	420	38	12	12	425	20	402	26	8	13	448
045	591	56	16	8	720	35	662	26	14	17	572
046	285	20	9	1	369	14	376	7	2	3	281

Harrison Township

001	390	27	6	9	259	14	256	15	4	11	376
002	176	13	5	3	155	12	152	6	2	3	171
003	261	39	10	12	244	12	216	20	11	13	273
004	380	48	18	6	393	25	395	29	6	16	358
005	245	37	8	7	390	19	386	22	8	20	256
006	341	46	8	5	327	20	311	16	5	13	341
007	315	50	9	12	357	24	341	18	14	15	312
008	136	13	0	6	54	15	50	7	5	3	129
009	187	20	2	3	276	9	257	14	5	6	187
010	232	26	3	6	198	11	202	13	6	13	228
011	307	28	5	3	216	11	197	7	5	5	313
012	152	21	2	1	92	6	81	8	2	5	143
901	166	4	0	0	221	1	216	4	1	2	174
902	817	64	30	10	907	30	918	47	8	35	839

Lake Township

001	9	1	0	1	30	1	30	2	0	1	13
-----	---	---	---	---	----	---	----	---	---	---	----

Lenox Township											
001	266	31	8	7	305	23	295	25	10	24	243
002	397	40	16	8	357	24	336	22	7	20	392
003	511	33	16	10	204	21	201	18	3	9	500

Macomb Township											
001	576	65	22	10	806	30	780	24	10	26	547
002	386	30	17	4	378	19	352	16	8	15	383
003	496	42	13	4	629	25	614	17	7	11	484
004	478	46	14	9	493	19	454	22	11	21	434
005	318	38	6	5	400	17	383	14	5	14	314
006	247	26	11	4	270	19	251	17	2	12	225
007	390	36	22	5	514	21	478	27	5	24	369
008	452	40	11	9	325	25	317	18	7	14	432
009	350	24	15	6	414	24	385	21	9	18	339
010	324	36	16	7	209	19	193	16	3	17	310
011	250	27	11	6	300	18	281	20	4	12	237
012	231	29	15	4	340	12	314	15	5	7	243
013	324	26	6	7	392	12	362	14	3	13	310
014	275	27	10	4	404	18	360	18	1	12	264
015	504	27	13	5	562	24	526	24	9	17	472
016	253	27	10	3	357	11	352	9	1	6	244
017	532	65	13	6	700	35	662	29	8	21	525
018	316	18	8	1	196	20	185	13	3	10	320
901	1,616	95	45	18	1,707	63	1,644	91	20	81	1,607

Ray Township											
001	142	14	6	0	196	8	175	3	2	2	151
002	229	7	7	2	281	8	258	1	2	1	247
901	179	9	4	2	252	12	232	19	3	8	188

Richmond Township											
001	480	79	20	8	659	48	631	30	10	20	480

Shelby Township											
001	307	32	12	7	531	19	490	14	6	12	333
002	334	43	13	10	441	28	404	33	10	24	335
003	179	40	6	3	217	20	197	8	7	6	182
004	250	36	11	8	393	29	371	27	7	11	241
005	234	42	10	5	298	23	278	16	6	8	234
006	292	34	17	10	278	25	253	14	9	11	300
007	272	42	14	7	417	29	395	28	3	18	267
008	160	30	5	5	234	16	223	12	5	7	154
009	262	39	11	6	274	21	264	10	10	5	274
010	254	38	11	5	311	25	307	12	2	9	241
011	319	54	11	12	311	24	284	22	8	14	326
012	198	29	15	8	289	15	271	10	7	5	204
013	170	20	8	3	225	20	206	14	4	7	183
014	159	26	9	2	272	8	268	22	3	7	152
015	177	20	5	4	253	11	240	11	5	9	181

016	212	27	15	4	484	21	466	20	3	4	239
017	281	34	12	5	403	22	374	19	5	13	287
018	122	24	4	2	189	8	175	10	1	6	132
019	214	31	6	4	346	20	320	7	5	5	210
020	201	14	7	4	152	9	141	16	3	11	196
021	259	52	19	6	252	21	227	11	6	8	270
022	321	34	9	5	617	22	585	16	11	12	303
023	218	38	12	3	516	15	487	17	9	17	227
024	261	25	8	2	530	19	506	22	5	11	262
025	278	32	11	3	501	21	452	17	5	14	277
026	281	25	9	7	236	21	221	23	3	12	274
027	256	23	6	6	344	8	309	11	5	10	254
028	339	29	13	3	345	18	317	12	7	5	334
029	151	11	6	0	242	15	220	4	1	8	147
901	559	47	15	5	677	24	632	26	6	23	571
902	2,076	134	79	16	2,811	118	2,724	91	17	76	2,170

Washington Township

001	267	12	7	3	312	7	299	6	4	6	272
002	271	21	7	3	424	11	396	2	2	4	299
003	218	18	3	2	336	6	336	2	2	2	220
004	388	15	5	3	411	10	395	4	3	2	391
005	286	16	4	3	443	10	441	0	5	2	269
006	304	27	7	2	668	11	650	7	1	6	319
008	364	22	3	2	605	10	579	4	4	1	385
901	725	63	28	5	1,036	33	1,012	39	9	27	753

NEW: Make your own custom comparisons using our new analysis software, [FirstChart](#).

These same results may also be obtained via:

- Election Telephone Hotline: 810.469.5346.
- 24-Hour Fax (Within MI): 1.888.99.CLERK (request document number 6710).
- 24-Hour Fax (Outside of MI): 1.310.575.5035 (request document number 6710).

www.MCNTV.com

webmaster@mcntv.com

[Click here to return to race list](#)



State Board of Education

Two 8-year terms

Community Totals

View [summary report](#).

	JOHN AUSTIN (DEM)	DIANE BARNES (LIB)	HELEN E.R. DITZHAZY (RFP)	LYNNEA ELLISON (NLP)	TERRI LYNN LAND (REP)	MARY ANN LESSNER (RFP)	LAWRENCE C PATRICK JR. (REP)	CLARA C PILCHAK (UST)	GAIL QUARTON (NLP)	MAX RIEKSE (UST)	KATHLEEN STRAUS (DEM)
Center Line	1,955	145	53	17	1,035	84	973	71	33	56	1,908
Eastpointe	7,457	754	194	113	3,912	342	3,946	317	114	268	7,149
Fraser	3,054	274	78	49	2,358	134	2,327	140	28	85	3,086
Memphis	134	13	4	2	133	12	123	1	2	1	140
Mt. Clemens	3,395	322	70	54	1,808	138	1,734	127	53	92	3,401
New Baltimore	1,383	142	49	25	1,348	79	1,282	79	23	75	1,314
Richmond City	850	81	31	19	834	37	777	54	19	52	818
Roseville	9,801	827	264	170	5,047	446	4,810	466	163	408	9,733
St. Clair Shores	13,834	1,224	447	234	11,522	725	11,203	625	234	430	13,856
Sterling Heights	20,863	1,893	638	314	20,328	1,100	19,359	1,119	379	879	20,851
Utica	744	96	27	18	725	53	686	42	14	34	752
Warren	27,031	1,073	424	137	17,260	698	16,866	507	172	343	27,372
Armada Township	775	121	33	18	1,011	89	953	84	21	51	747
Bruce Township	1,251	155	52	31	1,883	72	1,800	84	30	64	1,265
Chesterfield Township	5,759	565	144	160	5,782	326	5,498	347	111	294	5,666
Clinton Township	17,740	1,530	470	240	14,816	844	14,182	724	299	447	17,637
Harrison Township	4,105	436	106	83	4,089	209	3,978	226	82	160	4,100
Lake Township	9	1	0	1	30	1	30	2	0	1	13
Lenox Township	1,174	104	40	25	866	68	832	65	20	53	1,135
Macomb Township	8,318	724	278	117	9,396	431	8,893	425	121	351	8,059
Ray Township	550	30	17	4	729	28	665	23	7	11	586

Richmond Township	480	79	20	8	659	48	631	30	10	20	480
Shelby Township	9,596	1,105	389	170	13,389	695	12,607	575	184	388	9,760
Washington Township	2,823	194	64	23	4,235	98	4,108	64	30	50	2,908

NEW: Make your own custom comparisons using our new analysis software, [FirstChart](#).

These same results may also be obtained via:

- Election Telephone Hotline: 810.469.5346.
- 24-Hour Fax (Within MI): 1.888.99.CLERK (request document number 6710).
- 24-Hour Fax (Outside of MI): 1.310.575.5035 (request document number 6710).

www.MCNTV.com

webmaster@mcntv.com

[Click here to return to race list](#)

THE 2000 VOTE

U of M Board of Regents
Two 8-year terms
Precinct Breakdown

View [summary report](#).

	WENDY ANDERSON (REP)	SUSY AVERY (REP)	LARRY DEITCH (DEM)	DAVID JAMES KNIGHT (UST)	TIM MAULL (LIB)	REBECCA MCGOWAN (DEM)	LISA ANNE PUCCIO (NLP)	JOE SANGER (UST)	MARVIN MARVIN SUROWITZ (LIB)	SCOTT S TRUDEAU (GRN)	NICK WAUN (RFP)
Center Line											
001	211	211	276	10	10	300	15	11	8	10	9
002	125	133	206	2	9	221	8	9	12	11	9
003	220	219	406	14	32	423	24	12	25	20	13
004	118	119	191	6	15	213	10	11	10	13	6
005	150	142	250	5	9	264	9	12	11	20	4
901	191	188	468	7	6	477	9	13	6	15	4
Eastpointe											
001	233	231	394	8	23	424	16	14	20	25	11
002	182	196	300	15	29	333	13	14	21	20	8
003	193	194	324	13	18	334	7	6	17	15	13
004	252	243	416	19	32	430	20	10	14	24	18
005	281	302	464	20	20	493	24	24	21	35	12
006	145	135	238	13	15	246	12	14	19	21	13
007	242	231	341	7	14	349	17	9	13	27	15
008	250	230	410	13	17	420	16	11	22	14	8
009	186	193	276	15	21	310	8	8	15	25	5
010	179	173	353	14	10	374	17	11	7	15	9
011	175	191	368	20	20	377	14	18	15	29	14
012	230	226	367	9	24	384	13	10	25	23	6
013	144	134	218	13	12	231	9	7	12	16	6
014	144	131	316	10	16	345	18	15	10	17	8
015A	174	163	400	23	13	409	13	20	10	15	3
016	247	248	353	12	28	365	18	16	22	22	10
017	110	111	119	7	11	120	2	4	11	8	2
901	706	692	1,106	26	34	1,148	35	26	27	49	28
Fraser											
001	207	197	275	11	14	304	16	13	10	18	12
002	342	328	325	14	23	353	15	19	12	33	13

003	227	209	277	17	18	308	5	11	17	14	2
004	292	270	431	20	29	468	16	10	19	31	13
005	290	258	350	18	23	376	14	12	11	12	14
006	368	358	296	16	25	309	11	15	19	19	8
007	184	165	221	5	18	254	12	10	13	15	7
901	501	455	623	17	18	649	16	20	16	28	16

Memphis

001	119	115	103	1	7	114	1	1	7	4	4
901	12	10	15	0	0	21	1	0	0	0	0

Mt. Clemens

001	50	49	451	11	6	455	8	5	3	7	2
002	242	238	304	7	30	317	10	12	28	20	11
003	195	205	277	14	43	292	20	11	30	38	10
004	170	173	275	9	24	296	15	11	19	34	4
005	47	41	419	7	13	424	11	8	10	8	3
006	154	144	364	9	24	363	11	12	15	18	6
008	162	167	244	14	17	253	11	10	15	22	6
009	245	242	211	2	11	225	3	10	10	16	2
010	135	124	81	6	9	93	3	3	6	2	2
901	399	388	564	14	15	568	13	12	16	15	8

New Baltimore

001	247	221	256	14	13	264	10	9	11	13	8
002	269	264	229	16	22	242	16	13	11	18	8
003	563	546	489	29	33	525	20	25	22	42	14
004	246	264	229	12	19	253	8	17	15	15	6

Richmond City

001	318	304	310	23	32	339	21	19	17	21	27
002	287	293	266	18	20	304	10	9	22	20	16
901	201	194	166	12	11	173	2	8	7	8	4

Roseville

001	145	138	260	14	9	284	11	4	7	14	8
002	185	188	293	19	11	309	16	12	14	15	8
003	199	196	497	9	20	529	28	10	21	14	7
004	177	191	316	11	13	328	9	8	18	15	12
005	296	297	458	20	36	483	21	33	23	33	16
007	125	116	250	12	13	270	16	6	14	14	11
008	256	260	441	29	22	481	24	26	21	25	16
009	205	214	343	23	15	362	14	17	7	20	8
010	149	153	206	15	15	235	10	11	15	17	4
011	221	207	372	23	25	393	14	18	23	24	7
012	176	157	303	19	22	325	19	8	19	23	15
013	149	152	270	10	11	275	8	9	13	19	6
014	142	143	238	20	7	269	10	12	10	14	4
015	278	268	481	19	27	506	18	11	24	30	14
016	281	289	509	16	32	541	28	17	25	51	16

017	209	210	393	15	14	400	11	15	9	17	5
018	213	197	269	10	19	287	18	10	15	25	10
019	166	169	243	10	15	246	12	11	15	8	9
020	206	201	319	17	21	322	11	19	19	16	11
022	245	246	414	12	28	454	14	11	22	33	15
023	180	165	326	10	23	344	16	10	15	15	8
901	602	572	1,072	40	33	1,101	23	40	22	38	18
902	365	337	706	16	16	732	20	18	16	26	13

St. Clair Shores

001	949	936	578	23	30	606	20	14	25	58	14
002	502	455	493	17	21	516	20	21	16	38	12
005	448	456	630	22	46	699	27	20	35	49	21
006	516	513	571	20	28	593	32	21	27	36	13
008	336	328	395	12	22	411	12	12	17	20	14
009	232	206	333	23	22	362	10	11	16	28	11
010	563	562	831	34	52	878	25	28	38	48	28
012	767	722	653	26	30	692	31	19	35	57	18
014	544	546	623	30	27	668	35	35	29	45	26
016	462	452	568	22	27	604	19	20	18	39	19
017	507	489	508	19	25	541	30	17	18	56	12
018	616	586	556	37	38	565	18	24	28	42	22
019	229	211	305	17	20	344	17	17	17	28	6
021	220	200	297	6	14	330	14	13	15	20	6
022	646	615	717	27	41	764	26	22	34	49	20
024	298	278	315	14	17	357	12	11	12	21	8
025	364	347	457	10	28	513	15	8	22	41	15
026	463	454	505	29	38	563	18	18	27	46	14
027	603	594	792	23	30	803	21	18	33	43	10
029	454	410	604	27	26	633	21	17	28	52	20
032	307	289	301	9	27	311	23	8	23	28	19
035	288	278	308	13	20	321	14	10	18	25	5
036	498	487	485	18	32	516	22	17	26	33	13
041	400	375	530	24	26	557	26	19	18	37	13
042	370	352	340	29	17	378	6	21	23	34	14

Sterling Heights

001	344	351	385	13	30	408	19	14	20	24	6
002	380	359	393	16	24	396	17	19	21	40	12
003	338	339	369	20	26	372	25	17	19	22	5
004	366	352	438	11	21	442	15	9	21	21	13
005	332	343	354	14	19	369	22	12	14	26	18
006	283	289	255	14	27	264	7	9	13	21	7
007	103	95	105	5	5	110	9	3	5	10	4
008	228	222	170	8	15	172	10	5	9	17	4
009	472	465	299	12	24	301	15	14	17	27	16
010	210	207	206	11	14	207	8	11	11	15	3
011	385	410	383	9	20	401	26	12	14	17	5

012	258	272	294	15	16	312	15	19	13	9	4
013	260	259	256	6	10	266	10	11	12	20	8
014	252	244	220	9	21	228	12	5	15	19	8
015	319	314	314	9	19	327	14	8	12	22	6
016	277	270	290	11	24	306	17	13	17	22	10
017	327	317	276	13	23	279	11	16	18	17	13
018	383	399	317	13	11	346	15	12	9	16	6
019	296	312	358	9	23	370	9	9	25	31	15
020	379	389	389	14	22	412	28	17	22	28	12
021	200	198	242	6	18	265	12	7	13	14	3
022	233	240	194	10	8	208	15	10	15	10	4
023	199	194	204	5	16	212	9	7	11	10	5
024	235	240	247	11	15	260	10	12	13	11	5
025	427	412	322	13	24	332	16	16	13	30	14
026	374	357	331	13	22	326	18	16	21	23	11
027	352	334	347	25	21	351	11	18	26	24	14
028	320	320	399	15	25	416	16	12	20	25	17
029	210	213	234	8	23	254	14	13	24	17	11
030	413	415	242	14	16	233	11	11	16	16	16
031	373	371	354	17	25	366	18	20	17	19	10
032	425	417	323	16	28	330	16	19	17	21	5
033	322	324	296	16	27	307	18	21	19	27	11
034	409	407	366	16	30	376	25	23	17	25	18
035	163	166	261	15	18	274	15	12	13	15	11
036	152	152	194	8	14	224	12	8	9	10	8
037	330	301	221	8	15	215	14	11	7	16	10
038	422	410	270	15	20	274	15	16	20	17	13
039	259	267	295	15	15	306	14	12	14	17	12
040	444	439	402	16	25	409	12	19	16	30	8
041	431	425	336	17	19	353	17	20	19	24	15
042	136	131	140	9	16	149	5	5	6	7	6
043	402	409	406	18	24	411	20	28	26	26	14
044	169	166	173	8	5	188	6	8	8	11	6
045	283	289	250	12	24	273	7	10	18	25	11
046	276	277	232	11	24	258	13	14	12	20	9
047	186	175	238	10	14	247	6	3	12	18	8
048	290	275	254	14	21	259	17	10	15	22	5
049	317	303	242	7	19	255	19	7	16	14	2
050	496	461	316	15	22	324	18	14	16	18	9
051	320	310	192	8	19	191	17	11	14	14	10
052	214	208	133	7	15	133	5	6	4	15	6
901	559	539	584	19	23	593	25	15	16	29	9
902	396	386	411	11	18	422	10	13	17	27	5
903	806	789	865	23	27	899	27	26	19	45	12
904	736	722	773	35	28	822	27	28	26	38	18
905	397	371	416	8	20	424	15	8	18	20	7

906	982	971	1,020	56	40	1,057	35	46	36	49	20
907	419	406	361	21	14	371	12	23	10	20	8

Utica

001	123	126	105	8	18	121	3	7	11	18	9
002	279	276	183	6	24	200	10	10	10	21	12
003	150	143	201	8	15	213	10	9	12	14	13
901	160	145	167	10	6	185	3	11	8	9	4

Warren

001	44	39	239	2	2	246	1	1	2	3	1
002	136	133	288	1	16	306	3	2	15	8	0
003	112	94	227	2	4	241	3	4	7	10	4
004	176	175	389	5	8	422	7	4	8	15	6
006	81	81	200	1	4	207	1	1	5	5	2
008	145	139	238	1	7	258	3	1	8	13	1
010	159	153	350	3	9	375	4	2	12	12	5
011	109	113	183	1	10	192	3	0	8	2	5
012	143	140	219	2	8	243	3	3	8	3	3
013	170	160	318	2	10	344	7	6	7	12	1
015	76	73	165	2	3	181	2	2	4	2	1
016	62	61	204	1	6	211	0	1	8	4	3
017	73	72	209	3	2	223	3	2	6	4	3
018	94	98	214	0	6	222	2	0	5	0	1
020	81	82	191	3	6	204	4	2	8	7	4
021	69	69	152	0	7	171	3	0	7	5	2
022	52	50	159	1	3	172	3	5	3	3	3
023	101	88	181	0	7	200	4	4	8	5	2
024	142	140	295	3	9	321	2	1	14	5	4
026	101	89	194	2	2	205	2	0	5	13	3
027	65	66	98	1	3	108	1	1	2	4	1
028	85	68	153	3	2	92	1	3	4	3	1
029	181	169	410	5	7	435	3	5	9	15	4
032	109	105	204	4	5	230	4	2	6	12	10
033	101	95	167	1	3	184	2	2	3	0	2
034	147	150	265	2	11	282	5	5	10	6	3
036	165	161	275	3	8	312	3	5	6	5	2
037	96	102	212	7	8	239	3	5	8	7	3
038	83	74	186	1	4	214	4	0	6	8	3
039	124	124	149	1	2	164	1	1	5	2	1
040	129	127	166	1	9	190	3	2	7	5	4
041	116	113	184	1	3	195	2	1	5	5	3
042	191	189	313	2	8	341	3	3	10	12	3
043	41	38	61	0	5	64	1	0	6	2	3
045	122	112	218	2	6	231	0	2	6	1	0
046	186	174	262	4	9	288	2	2	12	9	1
047	72	75	92	0	3	99	3	2	3	2	1
048	160	145	300	2	10	327	4	2	13	7	1

049	126	117	156	2	6	181	2	2	8	5	2
050	221	220	268	3	6	278	0	4	6	10	2
052	97	96	208	2	3	239	0	2	5	4	2
053	221	215	292	3	9	315	1	3	9	7	3
055	120	120	155	0	3	160	1	0	4	2	4
056	147	146	198	1	2	212	3	2	5	5	5
058	186	177	319	3	7	329	2	1	3	12	5
060	164	170	207	3	9	219	5	3	10	6	0
061	209	207	260	0	16	278	1	0	13	1	1
062	148	151	243	2	4	261	1	1	3	4	0
063	129	125	208	1	11	234	3	2	8	9	3
064	183	180	210	0	8	213	6	2	8	4	2
066	165	165	171	0	5	176	1	2	5	3	2
067	255	251	205	1	5	229	3	2	5	4	3
068	177	170	259	3	5	282	6	4	8	11	2
069	165	160	258	0	5	273	1	2	4	8	2
070	225	212	273	4	8	308	1	4	12	8	7
071	142	129	187	3	6	201	3	2	6	3	5
072	157	152	136	0	0	153	2	0	1	6	2
072A	57	60	235	0	3	239	2	2	4	5	2
073	190	196	190	5	10	221	1	5	10	9	8
074	276	278	381	2	10	391	10	3	9	16	6
076	211	208	284	3	5	301	1	1	6	6	3
078	146	155	211	1	11	212	2	3	9	6	2
080	208	203	206	2	4	208	2	4	6	6	3
081	89	90	157	2	3	163	0	0	4	3	2
082	207	191	193	1	5	215	4	3	7	8	3
084	261	257	332	2	7	341	1	2	6	10	1
085	230	232	231	3	10	243	5	1	11	8	2
086	318	309	303	3	5	319	4	5	8	8	5
088	138	137	179	1	7	197	8	9	8	4	3
090	175	180	191	2	4	199	2	3	1	6	2
092	130	120	140	1	1	158	1	2	0	3	1
093	236	229	299	3	6	310	5	3	9	7	6
094	211	209	314	0	5	344	1	2	7	6	5
096	145	140	165	2	7	174	0	2	4	2	3
097	211	209	181	2	4	205	6	2	5	9	1
098	146	152	132	1	6	148	2	3	6	3	1
099	101	95	108	1	5	114	0	3	6	2	3
099A	201	207	189	2	11	200	2	4	11	8	4
100	141	148	140	1	2	141	2	5	5	5	3
101	182	167	172	1	8	182	4	0	7	10	4
102	154	143	181	3	9	190	3	2	8	7	5
103	191	187	268	1	6	290	4	0	4	3	4
105	253	271	237	3	8	240	2	2	6	10	2
106	218	213	201	0	10	239	1	1	11	6	4

108	282	270	300	2	9	320	3	2	7	14	5
109	225	222	286	2	12	307	3	0	13	3	4
110	212	210	299	1	9	318	4	2	6	6	2
901	551	522	980	35	23	1,022	16	30	24	27	12
902	112	108	236	6	8	242	7	8	8	12	4
903	103	113	252	4	4	260	3	2	7	10	4
904	259	257	345	14	5	368	3	15	7	24	11
905	890	835	1,083	39	36	1,152	26	40	34	53	17
906	367	345	634	22	23	647	27	26	20	24	8
907	684	662	949	41	31	972	24	43	17	46	13
908	1,228	1,163	1,523	42	46	1,601	42	57	33	45	21

Armada Township

001	611	587	429	43	51	444	20	40	31	28	30
002	378	383	246	23	26	262	17	23	18	17	20

Bruce Township

001	264	271	213	12	20	219	7	8	15	16	4
002	546	534	238	12	27	251	19	10	17	21	7
003	398	390	321	17	24	325	9	14	19	14	14
004	209	207	116	14	20	118	6	12	17	11	2
901	419	408	252	15	17	250	3	17	13	20	4

Chesterfield Township

001	343	334	323	20	21	340	15	19	13	18	5
002	367	366	362	18	25	358	19	18	26	30	16
003	523	520	383	17	33	407	22	19	23	38	15
004	223	210	160	6	14	161	9	9	10	13	8
005	297	303	275	16	30	300	18	19	24	19	10
006	257	238	206	13	13	223	9	16	11	11	6
007	331	327	297	15	19	309	7	16	14	23	11
008	358	351	355	19	34	384	25	24	25	31	15
009	342	324	293	17	28	322	17	18	26	9	18
010	290	290	227	16	18	231	10	14	12	10	4
011	383	408	447	20	35	477	19	19	23	30	17
012	274	261	344	16	19	363	15	18	14	21	9
013	273	275	191	11	14	202	10	11	8	7	11
014	339	339	231	15	20	247	3	9	14	15	4
015	103	95	145	7	13	154	16	6	15	17	9
901	721	722	653	32	26	678	19	31	23	33	16
902	240	235	229	12	17	247	10	11	9	13	8

Clinton Township

001	773	769	677	18	34	750	23	22	20	74	19
002	178	185	186	7	13	199	11	6	9	10	5
003	236	218	419	16	24	438	18	13	23	25	16
004	306	287	687	18	27	701	16	9	21	31	9
005	38	42	503	5	11	511	2	3	8	4	7
006	366	368	473	10	21	494	14	8	16	30	10
007	164	168	269	14	13	294	7	12	10	19	11

008	287	271	341	14	23	362	18	14	14	34	14
009	224	231	253	12	12	282	8	11	9	23	19
010	533	510	408	10	27	424	15	10	23	29	9
011	223	232	331	17	32	371	19	12	28	19	10
012	158	161	204	4	14	219	9	1	13	17	4
013	260	251	364	22	25	399	17	21	27	36	16
014	135	133	202	20	9	215	9	8	4	15	8
015	272	251	319	25	31	346	11	12	20	29	18
016	309	324	314	16	10	346	26	8	13	29	13
017	267	237	436	11	22	458	17	13	19	34	14
018	337	317	364	13	13	372	17	16	13	25	5
019	443	433	216	12	18	244	16	8	21	24	6
020	176	173	341	13	20	366	7	18	15	17	10
021	193	165	293	8	9	307	10	3	11	19	8
022	300	311	445	8	30	484	18	9	31	31	7
023	583	586	468	19	22	478	15	12	21	34	16
024	307	286	285	10	24	299	13	9	18	21	12
025	341	348	471	17	26	502	17	10	20	34	16
026	528	510	444	11	31	474	23	12	27	42	8
030	333	299	368	20	23	387	15	12	14	21	10
031	302	280	352	16	26	386	14	20	25	30	12
032	303	300	194	9	12	191	3	7	10	12	9
033	403	389	555	14	21	612	20	11	15	26	11
035	539	510	671	16	27	714	23	23	25	34	11
036	387	371	359	12	23	400	16	19	27	33	8
037	435	417	512	13	24	545	17	9	27	32	13
038	951	912	590	14	40	635	17	21	29	57	17
039	539	502	519	25	29	542	23	23	29	34	18
040	173	156	197	12	11	212	6	14	8	14	7
041	361	328	385	24	33	422	14	12	21	27	15
042	379	383	452	8	20	481	11	6	21	34	9
043	184	183	95	1	7	88	3	1	5	6	2
044	414	383	394	12	28	447	23	16	19	24	9
045	704	665	519	22	39	549	22	21	42	44	19
046	372	343	270	9	15	271	10	12	12	13	7

Harrison Township

001	263	255	363	14	19	353	17	17	12	18	16
002	147	152	158	8	10	157	1	6	9	14	10
003	239	221	237	18	20	273	11	8	20	29	10
004	398	391	314	17	22	358	8	17	17	27	19
005	383	381	226	16	24	244	10	20	21	21	7
006	306	312	304	12	31	331	9	13	29	23	8
007	369	344	274	14	29	294	20	15	17	27	7
008	59	50	122	8	9	132	7	6	5	14	4
009	263	269	166	11	11	191	7	12	7	14	7
010	195	188	203	14	14	220	18	12	13	14	9

011	200	189	292	9	15	316	7	5	12	17	5
012	85	84	135	8	11	149	8	6	13	13	4
901	212	201	168	5	6	161	1	4	3	5	2
902	918	905	753	37	36	788	24	30	33	41	26

Lake Township

001	26	30	12	1	1	12	2	0	1	3	1
-----	----	----	----	---	---	----	---	---	---	---	---

Lenox Township

001	300	309	224	24	19	228	9	22	12	14	12
002	340	350	366	19	27	383	12	23	24	24	13
003	218	210	472	9	25	495	13	9	9	20	11

Macomb Township

001	803	785	500	23	45	517	33	17	27	26	11
002	363	358	333	30	22	358	9	25	6	19	8
003	646	638	416	13	22	448	21	12	20	16	10
004	475	466	408	15	41	430	18	18	27	36	16
005	375	355	278	22	20	304	14	21	23	21	11
006	270	260	204	7	13	220	14	11	13	16	7
007	492	481	344	24	24	326	22	19	19	24	19
008	322	332	401	13	23	430	14	12	21	20	13
009	412	413	305	17	15	305	20	18	14	10	10
010	211	218	291	10	19	323	10	10	12	16	10
011	302	301	206	9	20	235	12	9	12	19	8
012	328	315	214	6	18	235	12	5	13	17	5
013	383	361	280	10	20	288	14	9	10	15	7
014	358	363	230	10	19	255	10	19	16	17	12
015	556	543	435	18	13	439	15	19	9	39	13
016	344	332	231	7	15	225	16	7	12	17	7
017	692	675	489	21	37	478	27	11	33	27	16
018	195	196	297	12	12	303	9	4	5	12	4
901	1,699	1,655	1,496	66	77	1,515	54	76	60	86	38

Ray Township

001	199	202	122	4	12	132	1	4	11	4	4
002	290	263	207	1	9	231	1	0	6	7	2
901	258	239	148	17	13	160	2	23	10	11	7

Richmond Township

001	640	635	411	32	45	436	28	23	41	31	34
-----	-----	-----	-----	----	----	-----	----	----	----	----	----

Shelby Township

001	492	486	295	10	17	319	20	13	13	20	17
002	438	412	286	23	23	318	19	32	20	27	15
003	202	206	172	10	21	176	11	6	20	13	9
004	381	364	219	25	20	227	16	10	20	22	14
005	278	276	202	15	35	214	8	14	27	15	14
006	281	247	262	16	18	299	14	23	21	29	16
007	388	380	255	13	30	245	14	22	25	24	24
008	224	226	140	11	17	148	7	9	15	16	10

009	276	261	252	10	20	253	14	11	12	13	5
010	314	290	231	12	26	240	10	16	21	18	18
011	300	308	277	19	32	300	18	13	27	29	14
012	265	276	180	13	18	192	12	12	19	16	11
013	208	206	155	11	12	172	10	10	11	16	16
014	263	265	136	7	15	154	10	14	8	13	12
015	249	238	154	11	15	157	9	13	16	12	7
016	477	467	199	8	19	211	12	8	18	13	6
017	385	378	253	13	20	272	12	12	20	18	15
018	189	181	117	4	17	119	5	6	13	10	1
019	330	314	197	9	22	208	9	6	15	17	15
020	159	149	191	8	10	195	11	5	7	14	5
021	248	250	223	9	29	261	15	6	26	30	20
022	603	586	283	20	22	288	7	16	22	23	7
023	491	483	204	20	26	213	15	13	26	25	15
024	512	524	226	10	14	225	14	11	12	29	17
025	476	456	240	18	19	249	14	18	13	27	9
026	231	225	271	15	11	281	12	14	16	18	10
027	313	307	247	15	9	253	15	9	11	10	11
028	345	318	312	9	11	335	15	10	10	14	13
029	228	234	128	6	12	144	9	3	11	6	5
901	672	639	513	26	31	539	10	23	35	25	23
902	2,787	2,706	1,923	83	108	1,988	88	79	91	128	62

Washington Township

001	322	306	241	3	10	265	1	4	10	8	8
002	417	399	250	5	19	281	3	7	16	10	3
003	337	334	200	2	8	213	1	1	11	6	2
004	399	374	360	6	9	398	2	3	9	8	6
005	437	446	250	2	12	254	4	4	13	11	5
006	662	641	287	6	14	321	5	4	15	8	6
008	584	582	328	1	18	355	6	4	24	12	8
901	1,037	1,008	665	29	47	697	18	26	40	30	22

NEW: Make your own custom comparisons using our new analysis software, [FirstChart](#).

These same results may also be obtained via:

- Election Telephone Hotline: 810.469.5346.
- 24-Hour Fax (Within MI): 1.888.99.CLERK (request document number 6710).
- 24-Hour Fax (Outside of MI): 1.310.575.5035 (request document number 6710).

www.MCNTV.com

webmaster@mcntv.com

[Click here to return to race list](#)



U of M Board of Regents

Two 8-year terms

Community Totals

View [summary report](#).

	WENDY ANDERSON (REP)	SUSY AVERY (REP)	LARRY DEITCH (DEM)	DAVID JAMES KNIGHT (UST)	TIM MAULL (LIB)	REBECCA MCGOWAN (DEM)	LISA ANNE PUCCIO (NLP)	JOE SANGER (UST)	MARVIN MARVIN SUROWITZ (LIB)	SCOTT S TRUDEAU (GRN)	NICK WAUN (RFP)
Center Line	1,015	1,012	1,797	44	81	1,898	75	68	72	89	45
Eastpointe	4,073	4,024	6,763	257	357	7,092	272	237	301	400	189
Fraser	2,411	2,240	2,798	118	168	3,021	105	110	117	170	85
Memphis	131	125	118	1	7	135	2	1	7	4	4
Mt. Clemens	1,799	1,771	3,190	93	192	3,286	105	94	152	180	54
New Baltimore	1,325	1,295	1,203	71	87	1,284	54	64	59	88	36
Richmond City	806	791	742	53	63	816	33	36	46	49	47
Roseville	5,170	5,066	8,979	389	447	9,476	371	336	387	506	241
St. Clair Shores	11,582	11,141	12,695	531	704	13,525	514	441	598	973	373
Sterling Heights	20,269	19,998	19,157	803	1,191	19,855	896	813	936	1,243	561
Utica	712	690	656	32	63	719	26	37	41	62	38
Warren	17,475	16,992	25,250	362	731	26,873	380	419	746	788	341
Armada Township	989	970	675	66	77	706	37	63	49	45	50
Bruce Township	1,836	1,810	1,140	70	108	1,163	44	61	81	82	31
Chesterfield Township	5,664	5,598	5,121	270	379	5,403	243	277	290	338	182
Clinton Township	14,716	14,188	16,145	577	919	17,217	613	507	783	1,146	467
Harrison Township	4,037	3,942	3,715	191	257	3,967	148	171	211	277	134
Lake Township	26	30	12	1	1	12	2	0	1	3	1
Lenox Township	858	869	1,062	52	71	1,106	34	54	45	58	36
Macomb Township	9,226	9,047	7,358	333	475	7,634	344	322	352	453	225
Ray Township	747	704	477	22	34	523	4	27	27	22	13

Richmond Township	640	635	411	32	45	436	28	23	41	31	34
Shelby Township	13,005	12,658	8,743	479	699	9,195	455	457	621	690	436
Washington Township	4,195	4,090	2,581	54	137	2,784	40	53	138	93	60

NEW: Make your own custom comparisons using our new analysis software, [FirstChart](#).

These same results may also be obtained via:

- Election Telephone Hotline: 810.469.5346.
- 24-Hour Fax (Within MI): 1.888.99.CLERK (request document number 6710).
- 24-Hour Fax (Outside of MI): 1.310.575.5035 (request document number 6710).

www.MCNTV.com

webmaster@mcntv.com

[Click here to return to race list](#)



MSU Board of Trustees
 Two 8-year terms
Precinct Breakdown

View [summary report](#).

	CONNIE BINSFELD (REP)	ROBERT GALE (UST)	DOROTHY V GONZALES (DEM)	MICHAEL H MILLER (LIB)	CAL RAPSON (DEM)	GEORGE SCOTT ROMNEY (REP)	VIOLET STEELE (LIB)
Center Line							
001	220	21	302	25	259	242	17
002	148	11	219	24	185	141	18
003	220	25	420	57	396	238	43
004	136	11	217	26	183	124	23
005	144	4	279	17	240	155	21
901	202	14	477	20	438	241	14
Eastpointe							
001	245	26	417	44	361	268	37
002	205	20	331	39	279	191	42
003	204	18	318	36	296	223	26
004	261	25	423	50	371	281	44
005	296	39	489	51	428	299	48
006	147	20	259	36	218	165	27
007	251	21	339	29	310	276	22
008	244	16	416	40	380	259	27
009	187	17	293	37	274	205	34
010	194	17	369	17	324	193	21
011	176	32	370	54	350	222	27
012	243	19	375	37	334	264	31
013	137	13	234	30	212	150	23
014	147	28	340	31	311	157	22
015A	187	25	399	22	371	200	26

016	278	20	356	48	305	288	36
017	122	8	118	13	108	131	11
901	772	43	1,133	65	1,042	831	46
Fraser							
001	221	20	286	41	246	242	27
002	368	18	358	36	298	383	29
003	233	17	280	33	265	252	27
004	293	28	455	47	412	313	32
005	305	21	357	41	324	315	27
006	401	21	294	37	252	423	30
007	189	12	235	24	196	217	24
901	531	24	626	37	574	567	26
Memphis							
001	121	0	108	9	105	133	7
901	12	0	15	1	14	12	3
Mt. Clemens							
001	51	6	468	15	437	59	9
002	267	17	319	39	280	282	33
003	207	28	314	47	252	226	59
004	172	20	305	39	266	183	40
005	47	10	439	24	402	52	18
006	149	17	363	33	343	177	28
008	172	24	254	33	230	180	25
009	264	12	223	24	192	258	15
010	135	4	96	12	72	137	8
901	441	20	580	30	507	461	20
New Baltimore							
001	242	28	266	26	233	252	20
002	289	28	243	35	193	287	32
003	588	42	482	66	428	633	45
004	260	26	262	33	213	285	17
Richmond City							
001	342	32	323	44	273	372	41
002	311	23	278	37	244	322	30
901	205	13	165	10	157	217	11
Roseville							
001	147	15	275	26	242	156	26
002	198	27	313	30	252	207	29
003	202	25	506	52	480	226	41
004	190	15	335	30	282	205	26

005	316	38	503	53	425	313	51
007	135	9	274	28	238	141	25
008	266	46	487	61	413	296	46
009	228	31	357	31	321	250	23
010	151	23	233	31	200	159	38
011	231	27	380	62	333	255	42
012	177	26	328	37	281	198	34
013	166	20	276	25	260	158	22
014	139	24	261	33	217	169	31
015	300	24	506	45	442	315	35
016	294	45	556	61	475	310	52
017	204	27	411	31	374	226	26
018	219	17	280	42	241	225	46
019	172	15	259	34	217	188	23
020	215	26	346	44	289	233	32
022	247	28	454	42	399	282	37
023	171	25	345	44	289	196	35
901	626	63	1,095	58	1,024	678	51
902	388	40	728	34	673	401	25

St. Clair Shores

001	996	37	594	54	503	1,051	44
002	512	26	495	42	433	536	41
005	490	39	668	74	606	513	65
006	534	31	596	45	533	593	49
008	336	22	393	43	353	376	35
009	233	28	333	45	316	238	38
010	591	58	831	77	756	643	67
012	789	41	669	79	581	845	59
014	573	43	659	65	591	633	53
016	476	39	575	41	531	523	41
017	522	30	529	56	468	573	42
018	632	50	552	61	491	675	45
019	238	25	334	39	297	252	29
021	230	14	308	29	277	250	21
022	669	45	740	73	653	703	64
024	313	18	326	30	286	340	22
025	384	26	490	38	422	415	39
026	480	33	558	60	484	477	55
027	631	45	801	59	725	682	52
029	474	34	617	57	559	494	50

032	329	21	309	45	260	347	41
035	297	21	315	36	276	328	25
036	516	33	518	51	446	550	53
041	410	36	528	44	492	454	40
042	367	29	369	39	331	399	29

Sterling Heights

001	371	27	411	46	347	389	39
002	392	27	418	39	335	417	32
003	345	28	388	42	331	372	39
004	398	22	434	39	375	409	29
005	367	24	345	31	323	394	31
006	295	16	273	35	218	320	24
007	106	7	117	9	92	106	14
008	227	13	172	32	157	245	17
009	491	23	299	45	249	516	41
010	230	19	208	21	174	222	24
011	404	20	407	31	350	417	27
012	294	18	305	29	267	292	32
013	281	16	248	22	233	298	17
014	246	15	238	28	202	265	22
015	326	18	330	33	273	335	22
016	287	13	310	31	266	304	34
017	328	25	295	42	250	366	27
018	406	21	350	27	285	416	28
019	328	20	389	37	324	328	24
020	402	27	407	42	356	438	46
021	209	12	273	32	223	216	14
022	244	17	199	30	173	262	23
023	199	16	202	26	183	219	13
024	251	20	263	26	227	265	25
025	437	30	338	47	270	444	27
026	375	31	334	34	276	412	38
027	368	39	355	38	318	375	31
028	326	31	408	45	375	356	42
029	242	22	244	35	210	237	31
030	426	22	250	32	196	437	28
031	398	34	369	48	304	416	29
032	455	27	335	39	278	458	39
033	346	28	314	47	266	360	34
034	442	40	379	42	321	448	45

035	177	11	276	30	241	204	29
036	153	18	217	20	191	166	16
037	335	13	231	21	197	340	20
038	430	28	288	36	241	446	31
039	265	26	321	35	269	290	21
040	449	44	408	55	361	475	29
041	468	29	333	42	288	470	37
042	140	13	151	14	135	145	18
043	412	33	421	52	353	443	56
044	170	10	182	28	149	186	16
045	287	24	256	45	229	296	32
046	288	28	239	48	216	294	34
047	195	8	245	30	213	197	24
048	292	11	268	37	218	332	34
049	310	24	244	42	211	334	29
050	529	19	311	40	257	543	23
051	336	25	191	35	165	337	27
052	221	11	142	14	122	231	13
901	604	34	587	43	505	633	31
902	407	20	423	29	372	439	26
903	840	48	881	44	813	892	37
904	812	58	773	57	689	840	45
905	421	16	419	27	356	468	23
906	1,061	76	1,030	64	941	1,109	64
907	466	27	364	25	307	503	18

Utica

001	132	17	121	23	93	145	19
002	300	17	204	29	175	312	20
003	144	21	207	31	186	169	18
901	171	13	176	14	145	188	13

Warren

001	38	3	243	4	237	46	4
002	137	5	302	17	276	156	18
003	115	2	232	10	211	115	13
004	178	5	406	20	381	195	14
006	79	0	205	6	195	90	7
008	148	5	242	11	235	154	8
010	160	1	366	21	338	178	14
011	106	0	189	12	181	123	11
012	157	5	224	12	207	166	9

013	166	6	342	13	310	195	15
015	78	3	169	7	161	83	7
016	65	1	210	10	200	69	8
017	80	4	213	13	199	90	6
018	99	3	215	4	206	103	5
020	97	2	193	9	179	105	8
021	74	1	158	9	155	73	9
022	47	1	168	8	161	63	7
023	95	3	194	11	178	110	11
024	142	1	310	21	297	161	17
026	85	2	202	3	182	108	7
027	65	1	104	4	99	67	6
028	92	3	153	5	147	95	7
029	181	10	416	17	392	211	12
032	95	7	219	10	200	121	13
033	88	0	182	9	158	106	7
034	149	9	274	11	260	163	18
036	173	2	291	10	268	184	9
037	115	6	224	11	201	121	11
038	88	3	201	8	186	89	6
039	126	1	158	4	142	139	1
040	115	4	187	15	171	133	12
041	118	1	197	6	174	121	5
042	209	2	320	11	297	224	11
043	36	0	62	10	58	43	10
045	116	3	227	6	206	132	8
046	181	4	281	15	269	193	9
047	79	0	91	3	86	84	4
048	162	4	308	19	292	175	12
049	131	3	167	8	151	143	8
050	233	3	269	10	252	239	8
052	98	1	226	6	202	112	7
053	230	2	293	10	287	234	12
055	121	0	165	7	148	139	5
056	156	3	201	6	184	174	5
058	197	6	317	12	304	216	10
060	176	4	209	12	195	198	11
061	215	0	269	16	235	232	16
062	158	2	251	5	233	171	4
063	136	3	215	11	198	152	12

064	199	1	207	10	185	213	12
066	166	0	177	9	159	180	10
067	265	1	219	8	188	289	7
068	181	5	274	11	249	198	7
069	173	1	274	6	256	179	6
070	234	5	289	16	260	230	14
071	136	3	203	9	172	164	12
072	157	2	147	5	128	172	3
072A	57	2	242	3	229	70	6
073	197	4	210	17	177	214	17
074	302	4	372	9	362	323	16
076	223	1	287	10	264	249	7
078	164	3	200	10	185	169	9
080	225	3	192	7	182	245	7
081	95	0	157	8	146	105	5
082	201	2	206	15	187	227	5
084	268	4	346	10	308	291	11
085	245	3	234	16	214	268	12
086	341	4	306	9	275	352	5
088	146	2	191	9	164	158	12
090	191	4	199	4	177	208	3
092	131	1	143	3	137	134	2
093	259	2	294	12	279	269	9
094	223	3	317	9	300	255	9
096	153	1	172	7	155	161	6
097	219	6	189	8	166	241	10
098	163	1	132	10	127	163	7
099	103	2	111	7	106	111	5
099A	223	4	188	14	162	241	14
100	151	4	145	5	123	161	6
101	186	2	170	7	162	197	11
102	155	2	190	11	173	176	13
103	194	1	272	11	255	228	6
105	272	2	234	11	218	297	15
106	232	1	226	15	185	260	15
108	292	6	306	16	293	319	12
109	241	4	287	17	263	249	18
110	219	4	308	10	278	245	8
901	572	51	1,010	50	929	630	30
902	124	11	244	10	216	130	13

903	119	6	257	10	250	128	6
904	287	31	335	17	325	306	12
905	941	57	1,112	79	975	1,004	59
906	390	25	639	34	585	425	35
907	740	64	929	56	846	818	37
908	1,319	72	1,547	88	1,343	1,391	53

Armada Township

001	639	54	458	67	374	670	64
002	406	39	247	41	222	421	34

Bruce Township

001	282	14	220	26	193	288	27
002	561	26	248	48	205	582	37
003	398	26	329	51	277	423	38
004	220	17	116	25	100	236	23
901	447	21	243	26	234	474	15

Chesterfield Township

001	364	32	341	48	290	354	26
002	386	33	369	46	319	382	42
003	547	32	401	69	350	545	52
004	229	23	159	28	137	234	19
005	315	25	295	50	236	322	42
006	257	26	215	24	192	263	18
007	349	21	294	40	272	360	27
008	391	35	358	56	318	394	41
009	353	26	314	44	270	363	33
010	295	27	240	36	194	309	25
011	398	37	469	68	397	412	49
012	276	29	357	41	319	281	30
013	290	15	194	23	162	305	18
014	333	15	235	31	207	366	29
015	108	16	162	21	136	107	18
901	787	48	685	41	591	788	33
902	262	19	243	18	219	265	13

Clinton Township

001	840	38	724	51	640	881	49
002	176	9	202	21	161	196	22
003	231	25	425	47	382	260	45
004	313	20	689	55	644	319	58
005	38	9	527	11	495	42	10
006	377	21	477	44	436	410	35

007	170	19	286	28	261	197	19
008	299	20	354	46	319	310	34
009	228	19	273	33	248	260	20
010	558	21	416	37	346	603	25
011	246	25	357	51	300	260	47
012	174	13	208	25	182	184	23
013	249	38	385	69	344	287	47
014	131	18	216	19	197	153	21
015	287	19	338	59	302	316	36
016	329	19	341	25	296	345	28
017	255	27	475	39	425	288	31
018	355	18	368	35	325	371	31
019	457	13	237	34	203	468	32
020	186	26	354	41	313	198	30
021	205	11	283	29	247	243	17
022	333	26	454	49	413	344	41
023	595	28	470	47	408	652	51
024	301	14	298	37	272	331	33
025	372	31	475	45	445	402	29
026	549	22	468	46	395	587	35
030	324	19	387	33	339	357	30
031	307	27	375	43	321	316	30
032	315	12	199	18	165	348	15
033	430	25	595	40	503	461	30
035	551	40	707	59	628	589	32
036	416	25	390	39	339	425	37
037	443	22	553	35	473	477	33
038	983	29	605	73	536	1,015	65
039	545	35	539	50	467	598	41
040	179	20	198	21	170	202	13
041	359	20	414	37	361	385	43
042	392	23	462	33	412	438	33
043	193	7	91	7	75	193	4
044	433	21	417	35	348	469	33
045	713	45	532	59	466	745	61
046	390	17	257	23	222	400	23

Harrison Township

001	272	25	362	33	333	300	19
002	167	9	154	14	149	159	15
003	247	28	255	41	219	246	37

004	397	28	331	49	313	417	42
005	392	30	235	42	206	414	38
006	325	16	317	49	274	345	37
007	369	24	295	44	243	388	38
008	54	14	133	23	114	56	20
009	286	15	196	21	153	294	12
010	188	20	226	31	197	215	18
011	210	13	303	23	278	226	21
012	84	11	139	28	129	98	21
901	219	4	162	8	140	244	6
902	967	37	762	65	687	1,031	52

Lake Township

001	29	2	15	1	6	34	5
-----	----	---	----	---	---	----	---

Lenox Township

001	330	31	224	38	196	346	29
002	370	36	370	49	320	385	48
003	222	29	495	43	436	232	42

Macomb Township

001	838	32	523	73	437	826	61
002	376	47	343	27	290	411	26
003	659	28	448	45	375	675	32
004	503	34	421	67	367	518	46
005	405	24	304	37	240	404	38
006	278	13	222	30	185	304	17
007	521	35	342	44	290	530	34
008	344	30	422	49	374	367	28
009	430	19	314	35	266	445	28
010	218	28	305	39	276	230	25
011	314	25	238	25	186	318	30
012	338	11	231	31	183	340	27
013	379	16	293	22	246	404	27
014	388	21	248	34	195	404	28
015	573	27	442	33	379	607	23
016	362	14	231	26	201	361	25
017	695	29	496	65	423	722	56
018	204	21	298	27	264	214	17
901	1,858	112	1,523	122	1,311	1,921	95

Ray Township

001	210	4	124	16	111	226	12
002	282	2	217	12	197	307	10

901	281	13	156	16	137	267	12
-----	-----	----	-----	----	-----	-----	----

Richmond Township

001	687	39	425	80	361	697	70
-----	-----	----	-----	----	-----	-----	----

Shelby Township

001	522	19	330	23	254	525	29
002	435	26	320	49	260	465	47
003	221	13	173	30	161	219	32
004	390	22	230	30	196	406	28
005	289	16	206	38	189	303	41
006	266	34	285	35	249	287	43
007	405	23	255	40	217	426	44
008	234	8	146	27	130	238	31
009	274	21	259	26	227	288	28
010	306	19	246	40	203	329	38
011	302	24	301	52	267	325	44
012	278	11	193	32	172	292	23
013	204	25	167	26	145	225	21
014	266	18	148	21	123	286	20
015	253	16	164	26	129	268	17
016	484	10	209	34	173	504	25
017	420	23	273	32	228	397	35
018	190	8	122	20	103	192	15
019	325	22	200	38	176	360	26
020	162	19	189	18	172	161	23
021	252	23	245	44	213	269	49
022	623	18	307	37	237	643	28
023	493	15	212	40	180	527	38
024	528	23	243	31	197	554	22
025	499	21	251	31	214	512	29
026	238	15	269	25	242	258	24
027	324	10	263	22	231	336	15
028	347	13	329	25	286	361	18
029	232	8	146	20	128	242	11
901	682	41	524	46	483	728	40
902	2,916	125	1,934	142	1,771	3,074	136

Washington Township

001	326	6	255	11	241	347	9
002	428	4	268	25	238	437	19
003	343	3	207	8	199	351	8
004	406	5	378	13	345	424	13

005	453	4	248	16	228	490	16
006	658	4	304	22	276	698	22
008	592	5	341	28	312	616	22
901	1,084	43	698	69	602	1,153	49

NEW: Make your own custom comparisons using our new analysis software, [FirstChart](#).

These same results may also be obtained via:

- Election Telephone Hotline: 810.469.5346.
- 24-Hour Fax (Within MI): 1.888.99.CLERK (request document number 6710).
- 24-Hour Fax (Outside of MI): 1.310.575.5035 (request document number 6710).

www.MCNTV.com

webmaster@mcntv.com

[Click here to return to race list](#)



MSU Board of Trustees
Two 8-year terms
Community Totals

View [summary report](#).

	CONNIE BINSFELD (REP)	ROBERT GALE (UST)	DOROTHY V GONZALES (DEM)	MICHAEL H MILLER (LIB)	CAL RAPSON (DEM)	GEORGE SCOTT ROMNEY (REP)	VIOLET STEELE (LIB)
Center Line	1,070	86	1,914	169	1,701	1,141	136
Eastpointe	4,296	407	6,979	679	6,274	4,603	550
Fraser	2,541	161	2,891	296	2,567	2,712	222
Memphis	133	0	123	10	119	145	10
Mt. Clemens	1,905	158	3,361	296	2,981	2,015	255
New Baltimore	1,379	124	1,253	160	1,067	1,457	114
Richmond City	858	68	766	91	674	911	82
Roseville	5,382	636	9,508	934	8,367	5,787	796
St. Clair Shores	12,022	824	13,107	1,282	11,670	12,890	1,099
Sterling Heights	21,310	1,422	19,808	2,095	17,066	22,367	1,721
Utica	747	68	708	97	599	814	70
Warren	18,259	557	25,949	1,216	23,802	19,837	1,054
Armada Township	1,045	93	705	108	596	1,091	98
Bruce Township	1,908	104	1,156	176	1,009	2,003	140
Chesterfield Township	5,940	459	5,331	684	4,609	6,050	515
Clinton Township	15,227	936	16,821	1,628	14,824	16,325	1,372
Harrison Township	4,177	274	3,870	471	3,435	4,433	376
Lake Township	29	2	15	1	6	34	5
Lenox Township	922	96	1,089	130	952	963	119
Macomb Township	9,683	566	7,644	831	6,488	10,001	663

Ray Township	773	19	497	44	445	800	34
Richmond Township	687	39	425	80	361	697	70
Shelby Township	13,360	689	9,139	1,100	7,956	14,000	1,020
Washington Township	4,290	74	2,699	192	2,441	4,516	158

NEW: Make your own custom comparisons using our new analysis software, [FirstChart](#).

These same results may also be obtained via:

- Election Telephone Hotline: 810.469.5346.
- 24-Hour Fax (Within MI): 1.888.99.CLERK (request document number 6710).
- 24-Hour Fax (Outside of MI): 1.310.575.5035 (request document number 6710).

www.MCNTV.com

webmaster@mcntv.com

[Click here to return to race list](#)



WSU Board of Governors

Two 8-year terms

Precinct Breakdown

View [summary report](#).

	SCOTTY BOMAN (LIB)	THOMAS W JONES (LIB)	MICHAEL KELLY (REP)	FREDERICK KLINE (UST)	PAUL MASSARON (DEM)	JAMES J NICITA (GRN)	MARY KAY SHIELDS (REP)	LUCRETIA C STURDIVANT (UST)	JACKIE WASHINGTON (DEM)
Center Line									
001	26	13	222	20	273	13	213	12	275
002	16	16	140	3	205	13	140	5	205
003	44	33	227	20	415	15	216	16	404
004	35	20	118	6	192	13	122	6	188
005	24	11	141	7	255	10	151	5	258
901	12	6	215	12	476	14	202	13	434
Eastpointe									
001	40	24	263	22	389	17	232	22	389
002	48	35	202	16	299	16	187	11	294
003	34	20	205	10	318	19	187	9	314
004	54	22	286	18	402	20	238	13	411
005	57	25	316	25	466	29	272	23	435
006	40	14	152	17	233	15	148	12	236
007	36	20	269	7	329	22	228	7	319
008	49	20	254	13	396	12	232	13	387
009	43	21	202	12	271	13	193	10	281
010	22	14	202	8	351	12	169	9	353
011	44	21	198	18	347	21	198	18	357
012	29	24	255	9	357	19	239	8	370
013	32	14	148	8	219	11	130	7	210
014	31	16	154	10	321	19	147	16	315
015A	20	18	184	21	388	19	180	13	392
016	46	26	286	12	323	18	260	16	323
017	17	9	124	4	112	5	113	4	112
901	75	36	779	30	1,119	43	733	26	1,046

011	47	28	239	14	363	15	235	19	353
012	32	20	182	15	306	20	185	11	305
013	28	13	158	13	260	13	155	12	268
014	40	19	147	6	238	15	141	11	243
015	48	27	298	10	492	23	286	8	476
016	64	35	297	27	511	35	274	32	496
017	37	13	207	22	389	16	201	16	387
018	40	17	217	10	262	22	219	9	248
019	30	19	183	11	244	12	165	13	219
020	35	19	228	18	309	18	205	19	309
022	57	26	271	12	405	28	255	15	407
023	54	26	187	9	319	23	160	15	298
901	65	23	636	32	1,087	33	597	33	1,009
902	29	15	397	19	724	23	371	22	651

St. Clair Shores

001	62	25	985	17	547	43	916	16	547
002	57	24	503	17	473	23	490	17	441
005	88	35	489	24	611	35	471	27	599
006	60	26	536	20	576	31	508	33	542
008	43	24	335	17	373	12	326	11	382
009	47	24	225	15	325	16	218	10	321
010	96	41	585	32	814	43	574	37	760
012	88	44	773	13	622	38	734	28	607
014	61	41	567	27	636	27	559	18	601
016	60	27	477	21	551	26	468	17	530
017	59	27	513	20	502	39	511	21	479
018	66	31	618	23	511	25	608	29	511
019	48	26	236	14	302	26	235	9	283
021	27	14	228	6	310	12	214	11	289
022	84	39	660	16	679	30	642	24	680
024	36	15	310	2	313	13	292	8	300
025	54	16	376	12	456	32	381	10	434
026	63	30	457	16	504	31	452	21	507
027	68	39	653	14	764	24	605	25	719
029	60	27	468	13	599	23	449	25	567
032	45	22	326	11	293	21	308	8	279
035	32	17	303	10	298	16	301	10	287
036	70	30	502	15	490	28	495	15	465
041	50	19	401	25	513	25	400	19	490
042	44	27	367	17	345	17	336	20	332

Sterling Heights

001	46	33	368	17	375	20	344	16	372
002	40	26	388	16	359	31	380	9	375

003	45	15	343	24	370	19	346	12	354
004	32	20	410	13	410	21	372	9	392
005	41	21	363	14	345	24	338	11	327
006	31	26	300	8	257	17	287	6	224
007	9	5	99	5	100	10	108	2	108
008	25	14	232	9	171	11	229	7	160
009	42	25	481	12	277	22	485	8	280
010	33	14	215	14	191	17	204	11	189
011	36	18	403	11	389	23	383	13	366
012	31	17	281	15	285	11	267	18	284
013	26	11	274	10	246	12	263	7	237
014	28	20	254	13	211	14	240	8	215
015	39	15	315	10	316	17	313	10	298
016	43	26	292	14	285	13	283	11	272
017	43	23	348	14	256	17	335	16	250
018	38	17	392	7	316	16	394	11	316
019	32	21	314	9	344	20	326	12	351
020	47	26	389	17	373	25	396	21	392
021	33	17	199	10	244	10	194	11	237
022	29	16	241	13	201	14	226	11	175
023	30	16	204	7	198	8	195	5	185
024	31	15	253	16	249	10	223	11	245
025	35	21	432	14	306	23	425	12	304
026	41	23	368	10	312	22	366	11	306
027	39	23	350	18	349	22	354	20	320
028	42	23	327	18	381	23	328	15	385
029	41	17	218	14	206	15	231	14	244
030	29	22	420	11	220	16	417	12	216
031	49	31	374	16	344	21	366	17	318
032	36	24	433	18	296	13	423	21	306
033	39	30	331	22	285	21	337	25	282
034	47	18	417	22	370	25	404	24	352
035	31	14	183	9	255	14	166	15	257
036	27	16	158	5	203	7	152	9	196
037	30	14	322	6	210	11	315	14	208
038	37	21	438	16	255	18	414	14	256
039	44	20	263	16	285	19	263	16	289
040	56	29	438	28	377	27	422	19	365
041	37	22	448	18	313	19	431	17	308
042	10	11	147	7	140	7	136	9	144
043	56	32	401	20	383	25	406	18	393
044	23	11	168	6	160	12	170	3	171
045	41	29	285	11	233	20	280	13	246

046	51	26	279	10	222	18	271	16	224
047	26	18	187	7	218	12	190	4	239
048	35	22	297	10	243	18	285	13	236
049	36	21	314	12	228	17	303	11	223
050	36	24	502	18	288	18	494	10	291
051	32	19	324	9	183	13	309	12	183
052	15	11	238	2	124	9	218	6	121
901	45	20	594	17	563	29	596	15	515
902	32	13	415	14	398	21	401	15	371
903	54	27	832	35	888	34	804	17	793
904	78	34	782	32	750	45	756	19	694
905	38	15	419	12	397	13	416	9	362
906	86	44	1,020	46	1,002	43	1,034	35	941
907	24	9	454	20	351	24	429	18	323

Utica

001	22	14	131	7	99	17	131	9	106
002	29	18	289	9	178	12	288	12	181
003	30	20	145	9	195	10	153	7	192
901	12	9	164	11	167	10	158	8	164

Warren

001	4	4	41	0	237	0	43	0	243
002	19	19	138	3	278	6	143	0	287
003	9	6	101	2	223	9	104	4	224
004	17	10	195	2	386	10	181	5	389
006	9	9	67	1	200	8	79	2	191
008	14	10	137	4	241	10	144	2	248
010	16	10	166	2	348	11	168	1	360
011	12	10	108	0	184	0	108	3	180
012	10	12	141	4	215	4	147	3	227
013	15	9	170	4	320	15	169	2	316
015	7	4	69	2	158	2	85	0	164
016	8	8	66	1	201	2	60	2	212
017	9	10	76	2	200	1	83	1	224
018	5	3	96	0	206	1	98	2	211
020	11	7	90	0	185	3	88	1	188
021	12	9	65	2	150	4	64	2	164
022	7	3	55	1	162	0	44	3	169
023	10	12	91	2	187	5	100	3	190
024	18	15	149	1	290	7	146	0	299
026	6	4	92	3	121	8	92	3	198
027	4	4	61	2	98	5	62	3	104
028	5	5	84	2	151	3	90	2	153
029	12	8	185	3	409	12	187	5	394

032	5	8	113	6	201	6	113	6	216
033	4	6	104	0	163	5	99	3	177
034	17	11	146	7	268	7	146	7	280
036	6	9	179	3	265	2	176	2	272
037	18	10	103	6	213	4	103	6	214
038	9	4	78	2	189	4	88	1	198
039	3	3	133	4	147	1	132	3	151
040	12	8	120	4	170	7	125	1	172
041	8	5	121	4	186	3	111	2	183
042	18	12	193	4	301	6	168	1	315
043	9	7	36	1	58	2	38	1	63
045	7	7	115	2	208	2	123	2	222
046	14	10	171	3	264	7	178	3	281
047	2	4	72	0	95	0	68	1	96
048	19	14	158	4	293	8	154	3	300
049	11	7	127	4	151	3	127	3	166
050	7	6	234	5	259	6	223	4	252
052	8	6	97	1	213	3	98	2	215
053	15	12	219	2	287	5	223	1	292
055	6	4	130	1	145	2	126	1	157
056	5	2	155	2	189	5	148	1	194
058	15	8	193	4	308	7	193	3	311
060	13	6	172	4	199	4	167	6	212
061	15	13	205	0	260	3	219	0	250
062	5	3	152	2	233	3	150	1	243
063	9	8	140	5	192	8	142	5	212
064	13	9	185	0	188	2	192	1	193
066	11	8	161	2	160	3	165	4	168
067	11	6	259	2	201	3	252	0	211
068	11	7	178	3	261	4	181	10	259
069	7	3	173	1	261	3	157	0	262
070	17	8	223	4	261	7	232	2	288
071	12	9	145	1	185	2	140	2	189
072	4	4	160	2	134	6	155	1	142
072A	7	5	66	2	234	5	56	1	235
073	20	13	202	5	168	6	195	5	195
074	18	10	288	3	371	8	283	3	375
076	7	4	209	4	270	4	211	3	288
078	11	9	156	2	194	3	167	1	201
080	9	7	216	3	196	4	210	2	197
081	7	3	92	0	152	0	93	0	157
082	18	8	204	1	180	7	196	1	189
084	9	9	248	3	320	10	257	5	339

085	12	12	243	4	234	9	228	2	220
086	9	8	316	6	294	7	328	4	300
088	15	9	144	3	166	6	143	2	185
090	4	4	191	3	153	7	185	3	184
092	2	1	128	1	136	3	123	1	149
093	9	7	252	3	293	8	238	4	294
094	14	7	230	2	302	5	222	1	307
096	9	3	139	2	168	2	136	2	158
097	8	8	209	3	175	8	214	4	180
098	9	8	151	1	131	3	156	1	127
099	7	6	48	1	112	1	91	1	106
099A	18	14	213	3	178	5	216	0	180
100	6	3	142	2	126	5	146	5	139
101	11	11	186	1	164	8	173	2	171
102	14	12	147	0	179	6	151	1	194
103	14	10	201	0	262	1	194	0	265
105	18	9	267	6	217	9	265	3	230
106	16	12	219	0	197	4	232	1	214
108	16	10	279	4	307	7	276	0	298
109	18	16	221	4	279	5	214	2	284
110	11	7	212	4	287	4	228	3	288
901	47	23	580	32	1,023	33	552	25	910
902	17	10	117	10	237	10	113	4	222
903	12	7	105	2	266	7	103	9	249
904	12	5	287	15	352	23	264	12	308
905	77	39	957	35	1,076	48	904	25	992
906	40	19	387	20	640	19	374	17	577
907	67	26	761	48	956	47	675	32	821
908	91	38	1,296	69	1,522	53	1,251	40	1,353

Armada Township

001	84	49	636	33	405	20	580	29	399
002	48	22	383	27	232	15	388	19	230

Bruce Township

001	30	20	263	9	201	12	267	12	208
002	44	26	553	12	229	17	528	11	229
003	50	30	393	18	297	14	373	13	305
004	27	19	210	9	114	8	215	8	113
901	22	11	441	14	243	10	413	17	224

Chesterfield Township

001	47	24	350	26	300	9	333	15	308
002	52	29	378	17	348	23	364	19	328
003	55	37	529	18	367	26	527	25	374
004	27	12	227	11	151	7	213	10	146

005	58	26	298	17	259	17	296	17	271
006	22	14	258	11	203	10	241	11	216
007	41	23	333	14	293	12	321	11	280
008	50	41	392	28	337	24	365	21	338
009	46	26	343	19	291	8	337	20	294
010	34	22	288	15	218	9	299	12	206
011	71	33	396	22	420	18	401	14	436
012	42	20	276	18	338	13	268	21	334
013	28	13	293	9	178	9	275	14	183
014	37	12	351	12	221	6	340	9	215
015	24	14	103	5	141	12	106	12	162
901	52	27	749	23	670	26	717	25	598
902	23	6	250	11	227	8	244	11	223

Clinton Township

001	62	29	811	14	674	37	776	22	635
002	24	10	197	2	180	8	170	1	173
003	49	29	225	15	383	16	240	18	402
004	58	33	307	13	669	18	293	14	656
005	7	14	44	3	502	0	40	3	509
006	37	23	384	8	468	23	364	7	439
007	26	11	180	11	275	13	187	10	247
008	40	25	282	9	320	17	280	16	341
009	27	18	232	8	257	9	236	14	243
010	32	26	553	8	383	20	537	9	371
011	46	31	239	14	319	14	241	18	316
012	24	14	164	6	202	5	161	6	205
013	63	34	267	16	362	18	242	17	360
014	24	12	133	8	211	19	128	10	195
015	52	25	286	15	325	20	279	14	298
016	31	15	338	9	314	18	318	6	311
017	42	19	271	13	446	24	253	9	425
018	42	13	324	17	355	19	332	16	322
019	38	17	433	13	219	24	439	12	195
020	38	23	197	9	336	14	173	5	320
021	22	10	201	3	284	18	186	9	269
022	61	35	308	8	428	20	311	7	426
023	62	23	610	12	431	19	581	19	410
024	35	26	306	5	279	16	287	8	265
025	46	26	359	10	467	19	348	12	448
026	60	28	553	9	430	23	523	11	403
030	36	24	319	14	362	15	310	9	353
031	47	23	309	14	344	15	293	8	336
032	18	5	323	9	174	7	307	9	179

033	47	15	421	10	540	19	422	9	545
035	54	20	567	19	657	21	543	22	618
036	46	29	409	10	364	21	383	16	358
037	48	27	459	10	504	14	446	17	484
038	67	33	949	14	573	33	935	18	564
039	54	27	540	13	502	22	532	20	480
040	19	9	186	10	196	10	172	6	180
041	55	20	368	20	371	12	354	19	359
042	42	15	406	10	444	22	381	12	427
043	13	4	193	4	88	3	179	1	77
044	54	26	434	8	384	15	413	19	386
045	74	32	715	25	509	29	681	15	471
046	17	10	384	9	245	8	375	11	239

Harrison Township

001	38	17	275	13	341	15	271	12	339
002	18	13	151	6	145	3	156	4	153
003	44	29	235	15	224	19	234	12	234
004	52	24	397	17	312	21	400	15	305
005	43	23	386	15	212	22	376	22	203
006	46	32	325	9	281	11	309	14	289
007	46	23	369	16	263	19	355	20	247
008	15	15	56	7	118	8	53	8	123
009	23	10	270	7	161	7	273	9	161
010	22	14	201	7	208	12	195	5	202
011	34	14	209	7	280	11	194	7	291
012	27	15	87	7	133	9	87	7	132
901	8	8	218	1	145	7	205	1	145
902	72	33	948	35	730	34	924	20	662

Lake Township

001	3	0	31	1	10	3	30	1	12
-----	---	---	----	---	----	---	----	---	----

Lenox Township

001	36	18	329	24	187	16	304	19	204
002	52	28	353	23	347	24	343	20	355
003	50	18	209	18	466	18	202	13	474

Macomb Township

001	76	47	799	20	479	18	792	17	496
002	38	22	381	21	312	14	380	22	318
003	43	16	672	18	422	10	618	15	397
004	53	39	489	19	397	26	477	16	395
005	45	25	399	18	268	12	366	20	270
006	26	22	277	8	209	17	263	5	198
007	46	28	501	18	323	20	491	18	298

008	44	20	349	13	397	15	334	10	406
009	33	19	429	21	288	7	408	12	278
010	38	18	226	18	278	14	217	13	290
011	44	18	289	13	196	19	308	13	207
012	28	22	325	7	206	11	320	3	207
013	23	12	398	17	275	11	354	7	261
014	37	19	383	13	225	14	374	10	224
015	29	16	576	15	412	24	552	13	403
016	30	14	348	5	212	13	342	7	214
017	75	40	677	21	472	19	660	20	433
018	26	15	187	8	285	12	197	13	276
901	148	75	1,793	72	1,460	81	1,712	64	1,336

Ray Township

001	16	11	194	3	108	2	197	2	131
002	8	8	270	0	195	4	273	1	218
901	24	10	256	13	146	10	239	7	129

Richmond Township

001	97	64	666	25	388	27	630	18	378
-----	----	----	-----	----	-----	----	-----	----	-----

Shelby Township

001	33	13	491	6	277	12	489	13	287
002	47	32	431	16	288	21	414	23	279
003	37	25	206	8	161	10	209	7	170
004	34	16	376	15	208	13	381	11	206
005	47	35	278	5	187	17	281	6	194
006	45	29	255	19	262	28	256	21	267
007	50	27	396	11	236	21	388	14	230
008	39	15	223	5	136	18	216	6	124
009	31	18	266	10	240	11	263	9	238
010	41	27	311	9	217	18	295	12	216
011	48	23	297	12	287	22	308	15	268
012	28	15	267	9	177	15	255	11	173
013	23	13	201	8	155	14	193	10	158
014	22	18	276	9	120	8	270	11	119
015	22	17	237	9	139	7	232	9	157
016	26	18	471	4	193	12	455	7	184
017	38	17	379	14	250	13	383	12	253
018	24	14	173	8	106	7	175	7	117
019	43	18	328	8	187	9	323	6	189
020	18	8	155	6	178	9	159	9	182
021	49	28	245	8	226	24	250	12	244
022	36	25	587	18	253	11	584	11	268
023	43	21	498	13	185	12	478	13	194
024	27	14	514	9	224	17	511	7	211

025	44	16	469	11	243	17	466	10	220
026	28	7	241	9	262	18	224	11	250
027	26	9	313	7	238	10	299	7	246
028	32	13	315	13	302	12	319	11	301
029	14	12	238	3	129	6	224	4	130
901	58	29	674	21	497	31	653	27	489
902	186	93	2,833	83	1,846	105	2,762	75	1,737

Washington Township

001	13	13	310	1	238	9	318	3	251
002	22	17	413	3	240	8	424	5	264
003	11	10	331	2	189	7	335	4	206
004	14	10	386	6	349	8	395	5	381
005	13	15	442	3	234	9	440	2	249
006	21	15	653	3	266	6	658	8	305
008	25	23	583	4	308	6	589	1	337
901	64	44	1,082	31	627	25	1,045	29	628

NEW: Make your own custom comparisons using our new analysis software, [FirstChart](#).

These same results may also be obtained via:

- Election Telephone Hotline: 810.469.5346.
- 24-Hour Fax (Within MI): 1.888.99.CLERK (request document number 6710).
- 24-Hour Fax (Outside of MI): 1.310.575.5035 (request document number 6710).

www.MCNTV.com

webmaster@mcntv.com

[Click here to return to race list](#)



WSU Board of Governors

Two 8-year terms

Community Totals

View [summary report](#).

	SCOTTY BOMAN (LIB)	THOMAS W JONES (LIB)	MICHAEL KELLY (REP)	FREDERICK KLINE (UST)	PAUL MASSARON (DEM)	JAMES J NICITA (GRN)	MARY KAY SHIELDS (REP)	LUCRETIA C STURDIVANT (UST)	JACKIE WASHINGTON (DEM)
Center Line	157	99	1,063	68	1,816	78	1,044	57	1,764
Eastpointe	717	379	4,479	260	6,640	330	4,086	237	6,544
Fraser	332	165	2,455	91	2,800	105	2,363	108	2,691
Memphis	11	9	128	1	113	3	134	2	123
Mt. Clemens	307	181	1,835	94	3,122	165	1,798	97	3,123
New Baltimore	170	95	1,369	54	1,153	79	1,308	72	1,133
Richmond City	103	59	845	40	710	49	827	43	721
Roseville	986	481	5,531	391	8,938	458	5,216	365	8,651
St. Clair Shores	1,468	690	11,893	417	12,407	656	11,493	469	11,952
Sterling Heights	2,208	1,211	20,936	847	18,506	1,096	20,443	774	17,986
Utica	93	61	729	36	639	49	730	36	643
Warren	1,294	850	17,902	445	24,775	669	17,660	365	24,772
Armada Township	132	71	1,019	60	637	35	968	48	629
Bruce Township	173	106	1,860	62	1,084	61	1,796	61	1,079
Chesterfield Township	709	379	5,814	276	4,962	237	5,647	267	4,912
Clinton Township	1,739	888	15,186	457	15,776	717	14,651	504	15,240
Harrison Township	488	270	4,127	162	3,553	198	4,032	156	3,486
Lake Township	3	0	31	1	10	3	30	1	12
Lenox Township	138	64	891	65	1,000	58	849	52	1,033

Macomb Township	882	487	9,498	345	7,116	357	9,165	298	6,907
Ray Township	48	29	720	16	449	16	709	10	478
Richmond Township	97	64	666	25	388	27	630	18	378
Shelby Township	1,239	665	12,944	386	8,409	548	12,715	407	8,301
Washington Township	183	147	4,200	53	2,451	78	4,204	57	2,621

NEW: Make your own custom comparisons using our new analysis software, [FirstChart](#).

These same results may also be obtained via:

- Election Telephone Hotline: 810.469.5346.
- 24-Hour Fax (Within MI): 1.888.99.CLERK (request document number 6710).
- 24-Hour Fax (Outside of MI): 1.310.575.5035 (request document number 6710).

www.MCNTV.com

webmaster@mcntv.com

[Click here to return to race list](#)

THE 2000 VOTE

Prosecuting Attorney One 4-year term *Precinct Breakdown*

View [summary report](#).

	ROBERT J CHRZANOWSKI (REP)	CARL J MARLINGA (DEM)
Center Line		
001	216	413
002	128	314
003	202	580
004	142	283
005	147	345
901	173	613
Eastpointe		
001	233	579
002	196	464
003	180	491
004	242	638
005	298	691
006	136	375
007	216	511
008	210	588
009	192	411
010	168	481
011	199	521
012	200	549
013	114	350
014	143	423
015A	148	563
016	249	535
017	95	190

901	617	1,569
Fraser		
001	182	446
002	304	503
003	203	398
004	274	584
005	248	489
006	340	485
007	152	313
901	414	922
Memphis		
001	118	166
901	14	17
Mt. Clemens		
001	62	494
002	251	492
003	230	437
004	186	422
005	64	466
006	168	462
008	169	373
009	235	371
010	115	183
901	323	833
New Baltimore		
001	221	419
002	246	431
003	502	919
004	229	416
Richmond City		
001	345	540
002	299	460
901	177	256
Roseville		
001	135	387
002	168	452
003	169	682
004	187	451
005	275	713
007	124	358

008	269	638
009	209	517
010	155	343
011	230	541
012	174	461
013	149	401
014	142	359
015	276	694
016	263	793
017	201	561
018	181	443
019	151	384
020	210	486
022	242	618
023	189	505
901	462	1,574
902	303	976
St. Clair Shores		
001	820	1,022
002	439	799
005	413	1,013
006	473	902
008	307	611
009	224	500
010	515	1,302
012	660	1,133
014	491	1,062
016	427	908
017	417	908
018	538	920
019	223	505
021	182	482
022	570	1,159
024	244	549
025	315	771
026	407	879
027	537	1,221
029	375	973
032	251	537
035	262	485

036	448	785
041	356	842
042	329	630
Sterling Heights		
001	309	601
002	323	637
003	309	589
004	315	696
005	289	594
006	257	440
007	101	153
008	213	297
009	402	574
010	189	359
011	348	653
012	246	480
013	232	407
014	209	380
015	288	479
016	245	449
017	299	494
018	337	567
019	251	566
020	334	676
021	175	386
022	194	371
023	172	334
024	225	401
025	360	584
026	338	559
027	305	588
028	318	631
029	198	423
030	346	471
031	311	667
032	391	624
033	313	553
034	373	665
035	171	406
036	125	308

037	267	388
038	359	522
039	251	468
040	386	722
041	374	655
042	128	220
043	365	712
044	164	292
045	275	436
046	227	443
047	170	352
048	246	443
049	272	465
050	409	611
051	273	392
052	202	243
901	461	901
902	318	623
903	696	1,334
904	598	1,221
905	348	648
906	871	1,631
907	352	599
Utica		
001	124	206
002	267	371
003	149	328
901	123	298
Warren		
001	37	270
002	127	382
003	106	299
004	171	537
006	76	214
008	136	324
010	153	440
011	101	248
012	140	321
013	177	447
015	82	206

016	58	275
017	83	259
018	86	259
020	89	247
021	83	192
022	67	188
023	91	252
024	156	375
026	99	250
027	63	140
028	85	200
029	169	550
032	112	281
033	103	221
034	146	353
036	159	376
037	103	302
038	84	245
039	108	245
040	117	256
041	106	276
042	183	477
043	34	85
045	121	298
046	184	412
047	70	157
048	146	434
049	105	254
050	216	371
052	99	281
053	193	448
055	121	256
056	142	309
058	199	437
060	164	351
061	204	397
062	139	359
063	110	336
064	166	354
066	163	283

067	240	362
068	175	379
069	162	361
070	213	399
071	145	290
072	144	229
072A	61	262
073	200	314
074	293	531
076	208	411
078	157	316
080	192	349
081	92	216
082	206	303
084	252	491
085	214	386
086	272	501
088	151	246
090	179	295
092	120	237
093	220	443
094	190	508
096	122	290
097	208	332
098	140	231
099	87	177
099A	185	323
100	136	237
101	170	280
102	146	284
103	189	365
105	254	397
106	221	362
108	249	512
109	210	463
110	195	476
901	444	1,344
902	124	297
903	99	330
904	228	504

905	735	1,666
906	317	882
907	548	1,454
908	924	2,418
Armada Township		
001	617	858
002	394	499
Bruce Township		
001	257	375
002	512	503
003	356	535
004	213	232
901	344	484
Chesterfield Township		
001	333	555
002	381	637
003	494	741
004	211	290
005	282	524
006	241	377
007	299	535
008	379	609
009	327	556
010	265	420
011	363	802
012	252	536
013	249	375
014	320	431
015	104	211
901	648	1,107
902	224	411
Clinton Township		
001	714	1,197
002	167	298
003	229	596
004	295	890
005	38	546
006	321	714
007	170	407
008	267	560

009	224	385
010	450	684
011	233	532
012	170	324
013	278	555
014	139	314
015	265	551
016	316	487
017	243	639
018	282	607
019	374	477
020	169	478
021	177	425
022	287	705
023	527	803
024	267	480
025	342	700
026	491	715
030	300	594
031	293	577
032	260	355
033	369	825
035	461	1,038
036	377	615
037	399	830
038	863	1,133
039	492	920
040	147	321
041	328	639
042	368	690
043	149	197
044	393	677
045	637	942
046	323	432
Harrison Township		
001	255	538
002	152	257
003	248	412
004	389	639
005	374	477

006	285	562
007	349	551
008	67	178
009	259	325
010	194	368
011	202	426
012	96	209
901	182	261
902	808	1,324
Lake Township		
001	26	20
Lenox Township		
001	318	448
002	333	607
003	226	616
Macomb Township		
001	739	970
002	359	602
003	589	759
004	429	752
005	335	566
006	234	395
007	447	690
008	326	615
009	390	579
010	212	426
011	249	441
012	293	449
013	326	540
014	345	492
015	506	783
016	330	417
017	618	914
018	183	409
901	1,477	2,586
Ray Township		
001	192	263
002	270	384
901	188	370
Richmond Township		

001	619	814
Shelby Township		
001	437	603
002	415	563
003	208	294
004	350	461
005	251	407
006	269	437
007	372	496
008	213	270
009	281	388
010	291	432
011	317	487
012	245	369
013	211	298
014	256	293
015	217	310
016	416	451
017	394	469
018	174	210
019	308	362
020	146	287
021	273	353
022	537	568
023	466	456
024	426	536
025	396	547
026	225	398
027	277	406
028	289	538
029	200	266
901	563	852
902	2,347	3,424
Washington Township		
001	283	383
002	367	474
003	314	354
004	371	529
005	377	469
006	583	538

008	527	598
901	897	1,236

NEW: Make your own custom comparisons using our new analysis software, [FirstChart](#).

These same results may also be obtained via:

- Election Telephone Hotline: 810.469.5346.
- 24-Hour Fax (Within MI): 1.888.99.CLERK (request document number 6710).
- 24-Hour Fax (Outside of MI): 1.310.575.5035 (request document number 6710).

www.MCNTV.com

webmaster@mcntv.com

[Click here to return to race list](#)



Prosecuting Attorney

One 4-year term

Community Totals

View [summary report](#).

	ROBERT J CHRZANOWSKI (REP)	CARL J MARLINGA (DEM)
Center Line	1,008	2,548
Eastpointe	3,836	9,929
Fraser	2,117	4,140
Memphis	132	183
Mt. Clemens	1,803	4,533
New Baltimore	1,198	2,185
Richmond City	821	1,256
Roseville	4,864	13,337
St. Clair Shores	10,223	20,898
Sterling Heights	17,823	32,383
Utica	663	1,203
Warren	16,249	37,182
Armada Township	1,011	1,357
Bruce Township	1,682	2,129
Chesterfield Township	5,372	9,117
Clinton Township	13,594	25,854
Harrison Township	3,860	6,527
Lake Township	26	20
Lenox Township	877	1,671
Macomb Township	8,387	13,385
Ray Township	650	1,017
Richmond Township	619	814
Shelby Township	11,770	16,231
Washington Township	3,719	4,581

NEW: Make your own custom comparisons using our new analysis software, [*FirstChart*](#).

These same results may also be obtained via:

- Election Telephone Hotline: 810.469.5346.
- 24-Hour Fax (Within MI): 1.888.99.CLERK (request document number 6710).
- 24-Hour Fax (Outside of MI): 1.310.575.5035 (request document number 6710).

www.MCNTV.com

webmaster@mcntv.com

[Click here to return to race list](#)

THE 2000 VOTE

Sheriff One 4-year term *Precinct Breakdown*

View [summary report](#).

	JOE GRAHAM (RFP)	MARK A HACKEL (DEM)	STEVE THOMAS (REP)	ALBERT J TITRAN (LIB)
Center Line				
001	14	351	262	4
002	6	260	173	6
003	12	503	253	27
004	6	281	133	8
005	6	297	192	5
901	11	556	220	7
Eastpointe				
001	16	479	302	19
002	19	360	264	17
003	11	380	282	10
004	25	509	336	17
005	19	593	367	27
006	7	283	222	11
007	10	404	318	9
008	8	506	284	15
009	13	336	256	9
010	12	384	244	9
011	19	448	245	20
012	11	435	289	16
013	10	282	170	8
014	15	362	188	11
015A	14	446	237	17
016	15	428	331	16
017	7	144	134	5

901	19	1,331	822	14
Fraser				
001	14	411	264	8
002	15	482	424	13
003	11	380	270	8
004	20	534	383	18
005	16	437	384	9
006	10	444	485	18
007	11	284	229	8
901	17	793	586	5
Memphis				
001	4	140	169	4
901	0	14	16	1
Mt. Clemens				
001	10	444	92	7
002	10	377	363	20
003	12	326	321	31
004	10	340	258	15
005	19	410	94	10
006	14	381	233	15
008	7	265	279	8
009	7	284	332	3
010	4	128	171	6
901	6	657	488	9
New Baltimore				
001	8	301	332	7
002	10	334	343	13
003	19	663	760	20
004	9	316	323	11
Richmond City				
001	11	407	469	15
002	15	353	411	14
901	1	215	223	4
Roseville				
001	11	313	190	13
002	15	373	231	12
003	13	590	236	21
004	11	361	262	11
005	27	583	370	30
007	15	273	185	11

008	22	527	336	26
009	11	437	281	7
010	6	277	204	14
011	11	448	306	16
012	14	363	259	15
013	10	320	224	6
014	4	293	202	9
015	10	579	385	16
016	17	648	395	25
017	6	489	271	7
018	11	340	273	9
019	15	318	199	9
020	7	391	286	14
022	22	521	329	15
023	18	417	259	14
901	16	1,261	770	12
902	16	804	454	13

St. Clair Shores

001	22	785	1,016	19
002	19	630	582	18
005	23	803	587	30
006	29	742	599	16
008	22	473	421	14
009	13	388	313	18
010	37	962	807	17
012	22	860	899	19
014	30	848	678	16
016	18	744	552	20
017	21	672	631	17
018	22	713	710	22
019	11	395	315	12
021	8	389	284	9
022	17	910	800	22
024	10	397	387	11
025	16	592	475	15
026	22	674	592	17
027	19	956	796	10
029	20	761	572	15
032	12	415	363	16
035	11	387	357	11

036	12	601	610	12
041	21	668	509	17
042	15	506	427	17
Sterling Heights				
001	18	468	410	18
002	15	541	421	19
003	9	502	387	16
004	14	576	457	7
005	13	476	409	13
006	7	346	336	14
007	3	132	119	4
008	6	256	231	12
009	7	454	517	10
010	6	252	277	9
011	12	553	443	7
012	7	398	327	8
013	10	301	333	9
014	16	288	281	7
015	7	406	349	10
016	9	369	313	16
017	12	408	359	15
018	14	473	416	8
019	9	481	320	9
020	22	511	475	10
021	6	295	251	9
022	6	285	280	6
023	6	270	233	10
024	17	329	281	11
025	17	427	494	21
026	12	415	440	19
027	13	461	409	25
028	14	486	441	15
029	9	312	297	11
030	5	344	477	10
031	12	485	493	15
032	9	483	530	9
033	5	435	438	14
034	14	535	480	13
035	13	343	208	7
036	11	237	178	10

037	10	305	339	6
038	14	380	481	10
039	24	378	311	19
040	14	582	517	9
041	14	486	542	15
042	5	203	149	4
043	17	591	472	24
044	9	218	239	2
045	11	380	321	11
046	12	364	290	10
047	9	275	224	13
048	7	347	330	18
049	4	360	374	15
050	11	439	566	12
051	6	299	364	6
052	1	197	250	6
901	18	683	647	11
902	6	514	419	6
903	15	1,097	920	9
904	27	913	868	19
905	10	498	475	14
906	19	1,265	1,211	23
907	9	463	474	6
Utica				
001	16	154	157	12
002	9	326	319	5
003	7	271	194	12
901	1	243	178	7
Warren				
001	0	259	41	6
002	7	333	176	10
003	8	244	144	5
004	14	471	216	14
006	6	244	107	3
008	7	278	173	5
010	8	384	205	15
011	5	225	133	5
012	7	295	168	4
013	9	408	205	9
015	1	205	89	1

016	1	243	97	6
017	6	243	99	1
018	3	240	109	4
020	7	227	107	2
021	5	188	82	6
022	5	191	75	3
023	6	221	119	7
024	6	347	187	8
026	4	241	120	3
027	2	141	63	1
028	2	180	107	2
029	1	510	222	9
032	7	260	134	7
033	2	200	127	4
034	8	312	184	10
036	4	329	211	7
037	4	278	130	6
038	0	239	89	4
039	1	208	152	1
040	3	242	141	7
041	3	247	144	5
042	3	392	271	4
043	0	79	40	6
045	3	265	165	3
046	1	396	223	2
047	1	119	109	2
048	0	372	210	7
049	2	219	141	8
050	2	356	238	6
052	4	250	140	4
053	3	400	248	2
055	3	222	147	4
056	6	251	199	2
058	3	404	244	4
060	1	303	224	4
061	2	334	254	9
062	3	315	187	2
063	3	275	190	4
064	1	320	212	2
066	2	250	200	4

067	4	339	287	3
068	6	334	215	4
069	5	318	198	2
070	12	325	284	2
071	6	255	172	3
072	4	209	165	0
072A	2	243	77	4
073	7	262	236	7
074	7	461	371	3
076	4	367	246	4
078	3	282	187	3
080	1	293	244	2
081	0	195	112	0
082	3	276	255	3
084	3	408	330	3
085	3	342	262	7
086	2	428	366	5
088	4	227	181	3
090	3	269	218	3
092	1	243	127	1
093	3	460	252	3
094	4	433	264	4
096	0	268	154	1
097	2	264	189	4
098	1	195	174	8
099	4	158	113	2
099A	6	265	244	6
100	2	207	169	5
101	3	245	204	5
102	3	243	188	4
103	1	321	227	1
105	5	324	336	11
106	1	331	251	8
108	2	484	318	4
109	5	432	266	11
110	1	437	240	7
901	18	1,131	622	15
902	6	284	132	7
903	1	291	134	1
904	6	422	303	1

905	21	1,407	968	20
906	22	754	426	6
907	18	1,224	776	14
908	31	1,976	1,355	11
Armada Township				
001	19	710	822	12
002	9	392	538	7
Bruce Township				
001	8	305	330	17
002	7	397	632	10
003	17	440	448	17
004	3	177	273	16
901	11	379	453	8
Chesterfield Township				
001	13	434	461	11
002	11	470	542	16
003	15	574	677	12
004	6	200	294	4
005	14	390	401	17
006	8	317	301	4
007	7	361	478	7
008	13	480	499	21
009	10	439	438	8
010	8	322	362	9
011	18	608	553	16
012	26	418	347	14
013	9	281	340	5
014	10	331	437	4
015	8	171	125	17
901	15	820	928	10
902	5	298	334	4
Clinton Township				
001	21	895	990	23
002	6	236	233	8
003	20	526	277	21
004	17	784	397	17
005	10	505	66	8
006	7	594	435	11
007	13	323	234	6
008	12	419	406	10

009	9	342	260	7
010	6	550	582	5
011	9	447	306	21
012	9	264	235	6
013	21	467	341	19
014	3	276	178	8
015	17	393	407	13
016	15	416	382	8
017	20	534	346	6
018	9	475	413	5
019	9	376	478	16
020	10	393	248	10
021	7	347	258	1
022	20	561	403	17
023	7	611	716	13
024	11	395	363	11
025	18	596	435	8
026	5	576	635	9
030	13	490	396	14
031	14	479	397	15
032	5	285	325	2
033	13	675	511	8
035	17	804	680	17
036	19	528	446	20
037	11	674	558	10
038	16	836	1,170	12
039	14	655	763	6
040	6	258	214	9
041	11	499	461	7
042	18	566	483	9
043	2	142	202	3
044	13	503	563	7
045	17	737	844	24
046	6	338	405	6
Harrison Township				
001	14	453	355	10
002	1	217	195	5
003	7	360	302	12
004	11	527	508	11
005	6	387	491	3

006	7	447	399	10
007	11	459	450	17
008	8	148	92	6
009	6	284	321	4
010	3	298	282	6
011	15	350	283	10
012	5	172	126	13
901	3	200	239	2
902	8	1,041	1,111	9

Lake Township

001	0	14	31	1
-----	---	----	----	---

Lenox Township

001	13	343	424	11
002	18	469	464	14
003	19	535	293	9

Macomb Township

001	12	714	1,036	16
002	8	463	518	10
003	14	618	765	9
004	7	526	658	25
005	10	417	494	11
006	5	273	346	9
007	10	579	579	9
008	12	525	416	10
009	8	479	515	6
010	12	349	282	10
011	9	354	350	8
012	5	357	396	9
013	7	398	480	6
014	7	409	438	8
015	12	602	695	6
016	3	325	439	4
017	17	742	819	18
018	7	366	237	4
901	23	1,993	2,076	23

Ray Township

001	4	232	263	7
002	3	356	352	4
901	5	276	287	3

Richmond Township

001	30	604	846	19
Shelby Township				
001	6	446	598	7
002	17	441	523	16
003	3	242	258	10
004	14	355	451	12
005	11	300	350	13
006	36	359	314	6
007	14	383	482	13
008	10	199	274	8
009	18	324	315	16
010	11	334	372	20
011	17	407	371	24
012	4	266	339	11
013	9	230	271	5
014	2	210	340	9
015	10	243	288	7
016	9	333	527	8
017	15	375	474	9
018	3	171	212	5
019	6	292	373	12
020	9	235	189	9
021	26	316	287	15
022	12	428	674	12
023	10	341	585	9
024	10	343	615	3
025	10	389	544	10
026	8	348	276	7
027	6	339	353	6
028	7	428	393	6
029	1	204	272	7
901	16	605	777	19
902	52	2,451	3,202	52
Washington Township				
001	4	322	359	13
002	2	422	466	12
003	3	328	369	6
004	5	492	463	7
005	5	428	460	9
006	8	460	694	14

008	4	505	671	16
901	13	1,001	1,109	18

NEW: Make your own custom comparisons using our new analysis software, [FirstChart](#).

These same results may also be obtained via:

- Election Telephone Hotline: 810.469.5346.
- 24-Hour Fax (Within MI): 1.888.99.CLERK (request document number 6710).
- 24-Hour Fax (Outside of MI): 1.310.575.5035 (request document number 6710).

www.MCNTV.com

webmaster@mcntv.com

[Click here to return to race list](#)

THE 2000 VOTE

Sheriff One 4-year term *Community Totals*

View [summary report](#).

	JOE GRAHAM (RFP)	MARK A HACKEL (DEM)	STEVE THOMAS (REP)	ALBERT J TITRAN (LIB)
Center Line	55	2,248	1,233	57
Eastpointe	250	8,110	5,291	250
Fraser	114	3,765	3,025	87
Memphis	4	154	185	5
Mt. Clemens	99	3,612	2,631	124
New Baltimore	46	1,614	1,758	51
Richmond City	27	975	1,103	33
Roseville	308	10,926	6,907	325
St. Clair Shores	472	16,271	14,282	410
Sterling Heights	657	25,570	23,893	694
Utica	33	994	848	36
Warren	441	32,787	20,836	480
Armada Township	28	1,102	1,360	19
Bruce Township	46	1,698	2,136	68
Chesterfield Township	196	6,914	7,517	179
Clinton Township	506	20,770	18,442	456
Harrison Township	105	5,343	5,154	118
Lake Township	0	14	31	1
Lenox Township	50	1,347	1,181	34
Macomb Township	188	10,489	11,539	201
Ray Township	12	864	902	14
Richmond Township	30	604	846	19
Shelby Township	382	12,337	15,299	366
Washington Township	44	3,958	4,591	95

NEW: Make your own custom comparisons using our new analysis software, [*FirstChart*](#).

These same results may also be obtained via:

- Election Telephone Hotline: 810.469.5346.
- 24-Hour Fax (Within MI): 1.888.99.CLERK (request document number 6710).
- 24-Hour Fax (Outside of MI): 1.310.575.5035 (request document number 6710).

www.MCNTV.com

webmaster@mcntv.com

[Click here to return to race list](#)



Clerk/Register of Deeds

One 4-year term

Precinct Breakdown

View [summary report](#).

	ALVIN H KUKUK (REP)	CARMELLA SABAUGH (DEM)
Center Line		
001	190	422
002	114	303
003	181	575
004	107	305
005	123	349
901	175	594
Eastpointe		
001	223	563
002	170	463
003	169	478
004	227	617
005	262	695
006	130	360
007	202	502
008	204	567
009	173	404
010	160	467
011	174	512
012	196	517
013	114	329
014	129	421
015A	148	536
016	254	499
017	109	175

901	637	1,491
Fraser		
001	207	433
002	306	538
003	186	444
004	251	657
005	247	524
006	339	539
007	162	340
901	453	878
Memphis		
001	136	124
901	13	19
Mt. Clemens		
001	49	498
002	284	433
003	234	417
004	189	405
005	53	466
006	165	446
008	194	334
009	270	322
010	128	151
901	432	706
New Baltimore		
001	271	356
002	312	350
003	591	767
004	276	349
Richmond City		
001	369	463
002	339	400
901	208	219
Roseville		
001	115	387
002	161	444
003	170	652
004	174	446
005	246	704
007	113	355

008	231	652
009	182	522
010	146	328
011	206	544
012	168	450
013	142	388
014	127	352
015	258	688
016	266	764
017	204	531
018	161	439
019	160	362
020	186	477
022	229	597
023	162	493
901	498	1,503
902	299	952

St. Clair Shores

001	823	916
002	449	735
005	420	934
006	438	884
008	293	580
009	213	486
010	517	1,228
012	664	1,046
014	483	995
016	390	858
017	423	826
018	517	879
019	200	478
021	195	447
022	554	1,098
024	243	515
025	316	714
026	417	815
027	533	1,147
029	382	897
032	254	495
035	270	443

036	439	735
041	367	784
042	331	572
Sterling Heights		
001	307	561
002	303	624
003	301	558
004	297	679
005	277	573
006	247	419
007	96	149
008	204	278
009	371	555
010	177	333
011	327	624
012	230	461
013	211	398
014	210	361
015	278	464
016	245	427
017	292	455
018	326	532
019	248	541
020	369	602
021	182	358
022	213	328
023	178	302
024	215	380
025	363	529
026	328	512
027	317	542
028	298	601
029	204	386
030	380	404
031	346	568
032	403	563
033	315	473
034	396	583
035	167	369
036	132	284

037	284	345
038	380	448
039	242	453
040	411	636
041	402	553
042	131	210
043	390	630
044	159	276
045	257	415
046	239	398
047	148	347
048	253	401
049	287	398
050	428	540
051	276	347
052	213	212
901	452	876
902	308	614
903	680	1,320
904	648	1,126
905	341	625
906	903	1,531
907	370	552
Utica		
001	131	179
002	295	306
003	161	292
901	176	234
Warren		
001	31	265
002	120	365
003	92	292
004	150	516
006	76	250
008	124	320
010	136	440
011	91	251
012	118	315
013	155	430
015	61	218

016	43	265
017	68	263
018	75	262
020	81	245
021	59	201
022	42	205
023	83	245
024	117	391
026	82	252
027	45	146
028	81	199
029	144	540
032	94	282
033	81	229
034	132	344
036	136	382
037	91	297
038	62	254
039	103	237
040	110	255
041	105	247
042	168	451
043	36	83
045	102	292
046	153	408
047	60	148
048	131	417
049	101	241
050	182	387
052	78	289
053	161	455
055	105	240
056	122	303
058	160	436
060	146	344
061	167	398
062	121	344
063	111	328
064	137	345
066	147	265

067	191	377
068	154	356
069	141	341
070	168	415
071	105	296
072	132	213
072A	54	259
073	169	312
074	256	529
076	170	419
078	131	314
080	165	339
081	68	220
082	169	321
084	209	479
085	199	365
086	252	477
088	132	254
090	146	286
092	97	244
093	193	441
094	163	479
096	106	277
097	161	322
098	131	220
099	88	162
099A	172	310
100	119	231
101	142	272
102	125	275
103	160	358
105	232	386
106	179	356
108	227	492
109	195	420
110	151	482
901	396	1,378
902	84	338
903	86	341
904	205	515

905	640	1,740
906	271	924
907	456	1,552
908	859	2,465
Armada Township		
001	718	717
002	466	404
Bruce Township		
001	279	320
002	529	428
003	406	465
004	223	203
901	395	414
Chesterfield Township		
001	381	479
002	446	536
003	567	632
004	263	222
005	373	406
006	272	326
007	364	446
008	440	519
009	387	460
010	342	336
011	459	664
012	307	469
013	293	309
014	364	364
015	125	183
901	797	920
902	282	335
Clinton Township		
001	853	987
002	186	267
003	227	578
004	306	865
005	34	550
006	365	641
007	181	376
008	298	502

009	215	379
010	472	635
011	221	507
012	161	305
013	246	560
014	153	275
015	257	521
016	302	475
017	238	612
018	294	549
019	405	423
020	179	452
021	185	400
022	311	630
023	593	685
024	261	466
025	346	654
026	495	676
030	303	558
031	278	547
032	266	317
033	382	769
035	537	919
036	398	533
037	456	721
038	981	942
039	563	797
040	173	278
041	373	559
042	403	610
043	164	170
044	436	600
045	722	787
046	356	382
Harrison Township		
001	243	519
002	150	237
003	252	374
004	396	581
005	383	429

006	295	498
007	359	475
008	60	176
009	243	314
010	188	351
011	197	418
012	100	184
901	194	231
902	893	1,175
Lake Township		
001	25	21
Lenox Township		
001	391	341
002	406	506
003	239	583
Macomb Township		
001	859	779
002	448	485
003	634	684
004	536	612
005	404	459
006	276	332
007	564	538
008	360	558
009	496	452
010	236	388
011	320	356
012	322	384
013	390	448
014	383	414
015	579	660
016	366	353
017	736	750
018	207	379
901	1,913	2,077
Ray Township		
001	249	180
002	329	297
901	309	252
Richmond Township		

001	773	620
Shelby Township		
001	505	466
002	448	478
003	224	263
004	370	409
005	296	331
006	281	391
007	423	388
008	222	230
009	282	344
010	312	365
011	316	431
012	283	288
013	213	253
014	291	234
015	232	262
016	457	359
017	408	408
018	180	178
019	325	311
020	149	270
021	246	346
022	599	447
023	513	358
024	481	440
025	444	436
026	229	375
027	301	363
028	317	464
029	212	240
901	648	716
902	2,665	2,891
Washington Township		
001	299	333
002	407	382
003	332	282
004	393	465
005	438	343
006	630	416

008	567	466
901	1,060	987

NEW: Make your own custom comparisons using our new analysis software, [FirstChart](#).

These same results may also be obtained via:

- Election Telephone Hotline: 810.469.5346.
- 24-Hour Fax (Within MI): 1.888.99.CLERK (request document number 6710).
- 24-Hour Fax (Outside of MI): 1.310.575.5035 (request document number 6710).

www.MCNTV.com

webmaster@mcntv.com

[Click here to return to race list](#)



Clerk/Register of Deeds

One 4-year term

Community Totals

View [summary report](#).

	ALVIN H KUKUK (REP)	CARMELLA SABAUGH (DEM)
Center Line	890	2,548
Eastpointe	3,681	9,596
Fraser	2,151	4,353
Memphis	149	143
Mt. Clemens	1,998	4,178
New Baltimore	1,450	1,822
Richmond City	916	1,082
Roseville	4,604	13,030
St. Clair Shores	10,131	19,507
Sterling Heights	17,955	30,029
Utica	763	1,011
Warren	14,025	37,129
Armada Township	1,184	1,121
Bruce Township	1,832	1,830
Chesterfield Township	6,462	7,606
Clinton Township	14,575	23,459
Harrison Township	3,953	5,962
Lake Township	25	21
Lenox Township	1,036	1,430
Macomb Township	10,029	11,108
Ray Township	887	729
Richmond Township	773	620
Shelby Township	12,872	13,735
Washington Township	4,126	3,674

NEW: Make your own custom comparisons using our new analysis software, [*FirstChart*](#).

These same results may also be obtained via:

- Election Telephone Hotline: 810.469.5346.
- 24-Hour Fax (Within MI): 1.888.99.CLERK (request document number 6710).
- 24-Hour Fax (Outside of MI): 1.310.575.5035 (request document number 6710).

www.MCNTV.com

webmaster@mcntv.com

[Click here to return to race list](#)

THE 2000 VOTE

Treasurer One 4-year term *Precinct Breakdown*

View [summary report](#).

	MARY JANE MCMANN (REP)	TED B WAHBY (DEM)
Center Line		
001	233	366
002	161	249
003	258	483
004	146	259
005	160	303
901	203	559
Eastpointe		
001	280	493
002	219	409
003	222	409
004	303	538
005	324	616
006	172	312
007	257	437
008	276	497
009	225	357
010	201	416
011	224	462
012	247	469
013	144	298
014	155	389
015A	194	485
016	285	461
017	116	160

901	711	1,404
Fraser		
001	254	364
002	371	461
003	232	381
004	323	564
005	311	455
006	399	451
007	194	297
901	506	797
Memphis		
001	122	134
901	17	13
Mt. Clemens		
001	68	467
002	300	400
003	241	399
004	201	383
005	61	448
006	182	427
008	205	311
009	265	306
010	131	144
901	382	735
New Baltimore		
001	267	334
002	311	324
003	665	663
004	279	321
Richmond City		
001	412	395
002	341	361
901	194	220
Roseville		
001	165	328
002	205	391
003	220	603
004	203	395
005	334	612
007	143	315

008	318	557
009	246	434
010	186	285
011	274	479
012	227	385
013	172	348
014	169	298
015	322	600
016	329	686
017	228	489
018	220	373
019	195	319
020	251	406
022	279	532
023	223	421
901	576	1,403
902	354	892
St. Clair Shores		
001	836	954
002	454	758
005	452	954
006	447	906
008	304	585
009	244	462
010	573	1,221
012	698	1,088
014	501	1,019
016	437	871
017	455	868
018	549	895
019	210	486
021	200	468
022	561	1,156
024	246	545
025	307	772
026	424	849
027	552	1,172
029	395	936
032	288	493
035	285	441

036	485	732
041	379	809
042	349	587
Sterling Heights		
001	390	460
002	398	495
003	365	467
004	386	564
005	374	444
006	320	318
007	120	117
008	246	223
009	504	406
010	251	240
011	413	516
012	291	376
013	286	313
014	262	290
015	349	385
016	320	347
017	373	349
018	404	444
019	330	442
020	444	500
021	232	301
022	253	272
023	220	254
024	266	333
025	453	409
026	426	397
027	393	446
028	369	514
029	259	312
030	431	333
031	401	497
032	499	437
033	364	413
034	454	509
035	198	320
036	179	233

037	344	262
038	449	358
039	314	372
040	503	511
041	474	455
042	155	174
043	477	522
044	187	227
045	330	327
046	308	315
047	209	273
048	309	323
049	330	343
050	517	419
051	341	273
052	238	179
901	543	756
902	385	512
903	777	1,166
904	769	972
905	387	555
906	1,044	1,354
907	451	460
Utica		
001	150	155
002	337	248
003	193	244
901	177	225
Warren		
001	44	246
002	157	316
003	123	247
004	202	442
006	91	217
008	155	272
010	171	376
011	112	204
012	150	263
013	188	365
015	86	184

016	72	228
017	92	226
018	95	234
020	96	215
021	83	166
022	63	174
023	109	205
024	159	332
026	106	216
027	64	125
028	90	177
029	199	462
032	124	238
033	107	191
034	162	306
036	185	320
037	115	257
038	97	208
039	144	174
040	137	206
041	223	214
042	211	375
043	46	69
045	127	251
046	203	332
047	71	123
048	165	360
049	113	209
050	218	326
052	106	245
053	194	380
055	126	190
056	147	246
058	196	379
060	191	272
061	211	318
062	143	292
063	147	261
064	188	263
066	178	210

067	246	291
068	184	310
069	174	292
070	228	331
071	144	239
072	146	172
072A	61	245
073	207	258
074	286	447
076	211	341
078	163	243
080	187	279
081	97	179
082	214	240
084	266	388
085	230	301
086	304	386
088	163	193
090	174	251
092	123	200
093	242	353
094	219	382
096	142	214
097	217	244
098	145	183
099	104	140
099A	220	235
100	151	178
101	172	227
102	165	219
103	195	300
105	292	298
106	214	284
108	281	389
109	230	351
110	210	377
901	571	1,174
902	119	299
903	110	306
904	257	449

905	901	1,415
906	361	806
907	650	1,262
908	1,151	2,058
Armada Township		
001	720	634
002	463	364
Bruce Township		
001	293	292
002	583	355
003	446	397
004	242	164
901	412	363
Chesterfield Township		
001	397	428
002	432	508
003	595	569
004	250	221
005	365	382
006	288	285
007	371	408
008	446	479
009	389	417
010	326	316
011	489	592
012	320	425
013	306	267
014	394	315
015	124	177
901	745	941
902	267	336
Clinton Township		
001	856	913
002	189	241
003	272	515
004	338	800
005	45	535
006	365	616
007	194	348
008	306	473

009	250	337
010	501	584
011	268	447
012	179	274
013	308	473
014	154	265
015	308	454
016	349	413
017	276	551
018	344	466
019	449	357
020	216	404
021	201	365
022	359	561
023	604	633
024	317	400
025	390	587
026	557	589
030	339	501
031	329	496
032	291	289
033	443	672
035	573	851
036	419	499
037	467	675
038	981	857
039	584	709
040	185	258
041	404	489
042	394	581
043	177	145
044	473	516
045	718	745
046	383	329
Harrison Township		
001	287	460
002	174	212
003	279	339
004	436	516
005	404	371

006	341	441
007	395	420
008	73	160
009	280	261
010	216	309
011	218	387
012	111	167
901	199	218
902	892	1,120
Lake Township		
001	30	16
Lenox Township		
001	407	299
002	415	463
003	259	543
Macomb Township		
001	883	698
002	439	452
003	700	573
004	520	554
005	438	398
006	290	296
007	530	521
008	397	482
009	468	415
010	250	360
011	344	302
012	366	309
013	429	366
014	434	336
015	610	587
016	395	298
017	734	668
018	235	335
901	1,798	2,076
Ray Township		
001	217	167
002	310	263
901	264	247
Richmond Township		

001	764	573
Shelby Township		
001	516	415
002	483	419
003	245	222
004	417	317
005	323	287
006	320	334
007	425	355
008	253	187
009	309	301
010	349	305
011	350	381
012	307	244
013	239	213
014	285	204
015	243	235
016	520	261
017	445	343
018	201	154
019	348	261
020	178	233
021	296	285
022	652	365
023	525	306
024	518	353
025	488	377
026	258	328
027	326	319
028	347	409
029	243	186
901	651	691
902	2,812	2,569
Washington Township		
001	303	318
002	435	325
003	345	259
004	408	422
005	445	318
006	661	356

008	587	410
901	1,099	914

NEW: Make your own custom comparisons using our new analysis software, [FirstChart](#).

These same results may also be obtained via:

- Election Telephone Hotline: 810.469.5346.
- 24-Hour Fax (Within MI): 1.888.99.CLERK (request document number 6710).
- 24-Hour Fax (Outside of MI): 1.310.575.5035 (request document number 6710).

www.MCNTV.com

webmaster@mcntv.com

[Click here to return to race list](#)

THE 2000 VOTE

Treasurer One 4-year term *Community Totals*

View [summary report](#).

	MARY JANE MCMANN (REP)	TED B WAHBY (DEM)
Center Line	1,161	2,219
Eastpointe	4,555	8,612
Fraser	2,590	3,770
Memphis	139	147
Mt. Clemens	2,036	4,020
New Baltimore	1,522	1,642
Richmond City	947	976
Roseville	5,839	11,551
St. Clair Shores	10,631	20,027
Sterling Heights	22,064	24,784
Utica	857	872
Warren	18,109	30,836
Armada Township	1,183	998
Bruce Township	1,976	1,571
Chesterfield Township	6,504	7,066
Clinton Township	15,755	21,213
Harrison Township	4,305	5,381
Lake Township	30	16
Lenox Township	1,081	1,305
Macomb Township	10,260	10,026
Ray Township	791	677
Richmond Township	764	573
Shelby Township	13,872	11,859
Washington Township	4,283	3,322

NEW: Make your own custom comparisons using our new analysis software, [*FirstChart*](#).

These same results may also be obtained via:

- Election Telephone Hotline: 810.469.5346.
- 24-Hour Fax (Within MI): 1.888.99.CLERK (request document number 6710).
- 24-Hour Fax (Outside of MI): 1.310.575.5035 (request document number 6710).

www.MCNTV.com

webmaster@mcntv.com

[Click here to return to race list](#)



Public Works Commissioner
One 4-year term
Precinct Breakdown

View [summary report](#).

	ANTHONY V MARROCCO (DEM)	KEVIN TIMMONS (REP)
Center Line		
001	376	202
002	275	126
003	516	209
004	272	119
005	315	136
901	559	179
Eastpointe		
001	519	248
002	425	190
003	446	183
004	556	266
005	630	310
006	336	137
007	446	237
008	514	242
009	386	188
010	439	176
011	484	191
012	468	224
013	299	134
014	387	144
015A	499	169
016	464	261
017	152	118

901	1,419	668
Fraser		
001	402	217
002	448	373
003	401	212
004	587	297
005	492	268
006	466	373
007	315	178
901	813	475
Memphis		
001	132	127
901	16	13
Mt. Clemens		
001	488	50
002	416	275
003	386	243
004	382	189
005	464	51
006	438	168
008	337	167
009	312	236
010	136	122
901	702	396
New Baltimore		
001	334	262
002	312	315
003	639	670
004	324	270
Richmond City		
001	435	364
002	376	335
901	222	192
Roseville		
001	353	136
002	411	175
003	623	188
004	402	184
005	644	287
007	320	120

008	600	261
009	454	221
010	312	147
011	502	229
012	419	173
013	356	150
014	340	123
015	637	279
016	703	277
017	510	198
018	391	186
019	342	163
020	436	205
022	566	233
023	452	182
901	1,388	557
902	888	336
St. Clair Shores		
001	790	907
002	646	503
005	847	475
006	755	517
008	491	346
009	425	247
010	1,105	576
012	904	758
014	875	552
016	761	445
017	733	487
018	729	624
019	425	236
021	411	213
022	996	602
024	453	276
025	626	369
026	724	463
027	1,036	594
029	812	446
032	433	286
035	404	287

036	650	484
041	719	409
042	497	371
Sterling Heights		
001	499	331
002	545	348
003	509	318
004	606	333
005	507	299
006	353	283
007	134	104
008	250	217
009	452	435
010	278	205
011	561	377
012	389	274
013	362	233
014	296	250
015	436	295
016	398	254
017	387	319
018	491	338
019	493	267
020	557	380
021	332	190
022	301	213
023	285	185
024	360	224
025	480	379
026	473	338
027	491	331
028	552	316
029	352	211
030	379	376
031	525	359
032	475	441
033	439	333
034	557	398
035	360	161
036	271	140

037	324	279
038	397	407
039	402	263
040	576	423
041	496	418
042	195	134
043	589	390
044	228	179
045	371	272
046	363	254
047	320	162
048	363	269
049	330	321
050	456	479
051	305	291
052	200	206
901	783	506
902	527	368
903	1,184	752
904	1,023	692
905	564	371
906	1,387	949
907	459	421
Utica		
001	172	131
002	285	281
003	276	143
901	235	157
Warren		
001	258	36
002	349	133
003	257	107
004	486	166
006	236	85
008	290	137
010	406	150
011	225	94
012	280	139
013	397	161
015	197	71

016	242	55
017	250	73
018	245	81
020	231	83
021	190	64
022	188	52
023	231	90
024	360	135
026	230	92
027	127	53
028	190	80
029	492	169
032	250	109
033	204	93
034	328	143
036	342	164
037	274	94
038	230	74
039	194	128
040	221	123
041	229	114
042	406	193
043	75	40
045	250	125
046	379	163
047	134	63
048	385	143
049	232	103
050	342	202
052	247	96
053	398	179
055	212	113
056	258	142
058	389	184
060	299	163
061	340	188
062	305	140
063	290	133
064	293	154
066	237	158

067	336	218
068	334	169
069	314	151
070	355	210
071	263	128
072	189	137
072A	247	59
073	266	196
074	471	281
076	366	187
078	278	140
080	285	185
081	199	81
082	272	188
084	424	162
085	326	214
086	402	290
088	228	141
090	266	160
092	208	116
093	380	224
094	421	197
096	242	119
097	267	195
098	197	139
099	145	98
099A	266	191
100	192	139
101	237	163
102	241	143
103	325	171
105	310	270
106	325	181
108	435	254
109	390	196
110	415	182
901	1,224	521
902	290	115
903	297	109
904	442	254

905	1,461	847
906	809	354
907	1,295	613
908	2,081	1,113
Armada Township		
001	651	672
002	377	432
Bruce Township		
001	280	281
002	354	557
003	418	414
004	187	226
901	333	421
Chesterfield Township		
001	458	360
002	481	443
003	579	567
004	218	252
005	401	349
006	294	279
007	392	385
008	501	420
009	422	385
010	324	325
011	640	434
012	448	296
013	291	289
014	312	389
015	186	119
901	870	801
902	326	272
Clinton Township		
001	965	800
002	246	183
003	522	258
004	830	301
005	537	44
006	590	394
007	353	190
008	443	312

009	341	239
010	567	531
011	465	244
012	266	184
013	486	298
014	269	145
015	472	286
016	423	330
017	560	272
018	472	342
019	373	448
020	415	201
021	376	185
022	566	335
023	663	563
024	410	300
025	616	364
026	619	532
030	476	333
031	477	321
032	279	286
033	699	420
035	868	552
036	510	410
037	697	457
038	832	1,007
039	725	577
040	267	180
041	538	362
042	587	381
043	147	182
044	530	464
045	705	766
046	341	372
Harrison Township		
001	459	280
002	214	156
003	331	273
004	505	423
005	378	392

006	429	335
007	402	395
008	158	71
009	262	257
010	301	216
011	373	216
012	167	109
901	206	204
902	1,037	917
Lake Township		
001	20	27
Lenox Township		
001	331	370
002	474	393
003	591	217
Macomb Township		
001	773	787
002	479	390
003	632	612
004	625	442
005	451	372
006	318	262
007	547	483
008	546	333
009	477	401
010	381	215
011	333	300
012	359	311
013	422	357
014	382	366
015	625	546
016	337	346
017	718	656
018	378	182
901	2,113	1,703
Ray Township		
001	180	195
002	307	266
901	222	294
Richmond Township		

001	563	741
Shelby Township		
001	470	468
002	432	458
003	251	214
004	347	393
005	318	290
006	368	294
007	384	403
008	205	225
009	313	301
010	339	321
011	420	309
012	282	264
013	241	212
014	241	263
015	252	232
016	306	475
017	410	384
018	174	182
019	298	318
020	264	148
021	331	255
022	430	587
023	365	488
024	407	475
025	427	436
026	352	238
027	359	295
028	446	309
029	220	215
901	670	655
902	2,649	2,730
Washington Township		
001	314	294
002	350	411
003	266	334
004	450	388
005	322	440
006	391	633

008	458	560
901	908	1,089

NEW: Make your own custom comparisons using our new analysis software, [FirstChart](#).

These same results may also be obtained via:

- Election Telephone Hotline: 810.469.5346.
- 24-Hour Fax (Within MI): 1.888.99.CLERK (request document number 6710).
- 24-Hour Fax (Outside of MI): 1.310.575.5035 (request document number 6710).

www.MCNTV.com

webmaster@mcntv.com

[Click here to return to race list](#)

THE 2000 VOTE

Public Works Commissioner One 4-year term *Community Totals*

View [summary report](#).

	ANTHONY V MARROCCO (DEM)	KEVIN TIMMONS (REP)
Center Line	2,313	971
Eastpointe	8,869	4,086
Fraser	3,924	2,393
Memphis	148	140
Mt. Clemens	4,061	1,897
New Baltimore	1,609	1,517
Richmond City	1,033	891
Roseville	12,049	5,010
St. Clair Shores	17,247	11,473
Sterling Heights	26,977	19,261
Utica	968	712
Warren	32,816	16,231
Armada Township	1,028	1,104
Bruce Township	1,572	1,899
Chesterfield Township	7,143	6,365
Clinton Township	21,523	15,351
Harrison Township	5,222	4,244
Lake Township	20	27
Lenox Township	1,396	980
Macomb Township	10,896	9,064
Ray Township	709	755
Richmond Township	563	741
Shelby Township	12,971	12,837
Washington Township	3,459	4,149

NEW: Make your own custom comparisons using our new analysis software, [*FirstChart*](#).

These same results may also be obtained via:

- Election Telephone Hotline: 810.469.5346.
- 24-Hour Fax (Within MI): 1.888.99.CLERK (request document number 6710).
- 24-Hour Fax (Outside of MI): 1.310.575.5035 (request document number 6710).

www.MCNTV.com

webmaster@mcntv.com

[Click here to return to race list](#)



MCC Trustee
 Two 6-year terms
Precinct Breakdown

View [summary report](#).

	CONNIE BOLANOWSKI	NEIL DELUCA	JOSEPH DESANTIS	ROSEANNE DIMARIA	WILLIAM D FRAZIER	MARIO FUNDARO	KIRBY HOLMES	DOMINIC J LAROSA
Center Line								
001	155	78	156	185	75	7	53	67
002	105	68	97	102	33	5	21	31
003	140	80	209	243	93	28	61	50
004	77	39	95	147	52	14	34	57
005	88	36	109	123	70	24	35	65
901	236	74	174	200	107	41	86	87
Eastpointe								
001	123	122	215	351	60	24	45	66
002	103	81	180	295	42	20	34	50
003	87	70	168	331	69	14	50	67
004	137	87	154	370	117	44	74	115
005	168	116	241	423	86	58	94	118
006	88	63	123	238	39	19	38	80
007	105	86	170	353	48	17	29	121
008	163	107	191	281	64	16	49	96
009	117	71	156	239	48	22	48	55
010	132	50	197	265	69	16	51	50
011	115	90	177	283	77	26	35	60
012	124	76	167	228	109	42	63	105
013	87	41	111	155	47	37	39	75
014	121	60	123	202	58	25	61	91
015A	129	68	138	221	68	28	72	129
016	149	109	194	255	50	17	40	109
017	61	40	93	94	21	12	18	29

901	466	234	570	916	202	64	174	329
Fraser								
001	136	75	228	135	83	19	35	81
002	131	110	334	210	109	24	41	101
003	106	64	308	194	87	13	40	65
004	131	112	275	287	139	34	51	79
005	144	58	265	201	147	30	42	93
006	149	87	251	175	77	77	74	99
007	116	47	123	116	65	27	55	79
901	311	121	437	332	118	33	96	241
Memphis								
001	61	58	60	68	10	9	18	10
901	0	0	0	0	0	0	0	0
Mt. Clemens								
001	89	55	133	166	71	19	88	80
002	156	80	143	185	66	14	86	123
003	147	101	142	185	83	21	81	63
004	109	91	150	152	66	21	81	54
005	79	42	136	148	99	23	49	40
006	95	69	134	186	110	30	74	55
008	106	46	101	130	103	33	69	49
009	93	66	136	144	55	38	70	69
010	41	28	53	58	41	12	57	39
901	241	109	302	304	124	18	169	196

New Baltimore

001	142	77	150	144	68	16	84	77
002	131	68	162	157	75	14	116	74
003	251	100	452	371	153	40	150	125
004	103	60	131	181	97	23	107	67

Richmond City

001	153	75	211	240	97	32	152	69
002	113	80	145	211	95	23	129	67
901	74	25	86	100	68	18	100	54

Roseville

001	109	47	152	153	83	28	34	64
002	116	56	190	191	53	47	59	68
003	142	79	226	212	71	34	72	137
004	124	67	193	150	59	20	39	115
005	196	133	301	308	111	29	79	101
007	116	81	152	161	48	17	35	42

008	169	88	370	286	98	29	72	79
009	137	55	206	265	94	24	47	72
010	84	45	148	134	74	22	33	72
011	139	95	214	212	91	44	92	97
012	121	72	197	169	70	20	73	86
013	127	53	146	152	43	14	32	86
014	98	73	171	131	43	24	35	60
015	183	141	322	274	81	29	59	82
016	160	97	415	314	112	44	60	96
017	139	82	233	241	105	34	48	79
018	123	41	177	168	92	33	49	82
019	116	67	167	122	61	23	50	64
020	144	67	177	162	59	22	66	125
022	207	109	249	214	109	28	60	136
023	145	96	222	182	65	32	40	75
901	437	261	792	567	200	57	184	252
902	247	102	536	436	131	32	95	149

St. Clair Shores

001	380	240	469	427	211	58	115	235
002	220	178	352	291	137	24	71	135
005	263	169	465	419	151	38	86	129
006	197	148	368	396	162	57	89	181
008	139	99	228	226	146	42	72	93
009	147	58	162	194	97	45	51	85
010	358	168	434	450	223	87	162	272
012	383	166	437	426	196	49	149	250
014	324	167	370	365	195	52	94	191
016	235	181	371	325	146	33	80	157
017	236	141	424	407	140	51	84	134
018	258	139	353	402	202	46	105	173
019	144	64	184	164	122	45	56	94
021	146	63	162	182	69	41	51	79
022	345	156	437	437	221	68	163	247
024	174	72	207	205	87	27	48	127
025	226	122	289	254	107	39	84	144
026	253	182	337	363	135	45	87	120
027	315	196	548	481	177	49	101	145
029	232	118	368	419	179	52	93	131
032	147	73	189	204	142	49	76	93
035	141	69	174	190	96	59	50	100

036	232	125	343	274	135	54	106	190
041	282	124	286	290	139	49	103	188
042	198	106	255	259	108	27	64	127

Sterling Heights

001	179	75	180	213	137	25	83	162
002	196	69	175	197	139	47	76	179
003	190	91	196	200	101	65	106	148
004	201	128	229	211	84	22	107	204
005	214	96	199	173	75	30	69	201
006	168	105	159	143	63	20	57	87
007	53	39	56	74	29	7	24	31
008	93	52	136	109	70	10	38	59
009	181	97	216	259	123	25	89	114
010	113	57	106	107	104	26	44	67
011	166	113	230	207	76	64	110	204
012	150	89	171	161	57	19	79	165
013	142	71	153	126	52	20	43	176
014	140	88	137	126	61	23	51	79
015	147	118	215	182	74	31	76	91
016	137	82	177	209	67	28	65	82
017	146	75	145	196	99	38	66	122
018	189	77	173	179	130	61	64	156
019	180	100	173	163	92	45	94	139
020	223	120	193	236	88	33	163	180
021	141	65	107	122	51	16	45	143
022	138	78	144	124	72	16	68	78
023	113	104	153	123	58	17	46	52
024	95	65	184	168	75	18	70	85
025	147	96	173	240	134	37	70	124
026	180	84	156	193	125	55	84	138
027	190	90	162	189	89	67	127	151
028	205	106	192	219	101	25	133	195
029	144	60	141	128	59	9	62	146
030	158	128	206	178	64	21	64	135
031	174	144	292	212	77	24	61	138
032	174	95	365	266	92	33	63	135
033	154	78	218	212	120	18	90	123
034	189	90	248	236	149	58	120	151
035	120	64	104	116	64	25	79	107
036	95	62	87	104	55	17	72	92

037	149	61	120	125	45	17	51	156
038	173	118	174	173	103	21	77	127
039	135	140	184	170	96	21	73	83
040	165	123	398	259	84	26	94	167
041	148	102	249	279	123	28	100	157
042	69	38	66	84	68	23	47	57
043	187	147	226	203	81	62	143	192
044	72	56	81	89	39	13	59	78
045	153	67	156	156	70	18	91	146
046	148	88	147	142	75	19	53	161
047	117	78	147	138	48	10	32	67
048	107	86	257	196	74	28	45	92
049	93	49	168	165	70	25	100	82
050	198	83	183	215	169	43	106	134
051	120	59	130	108	61	53	81	103
052	84	45	76	82	39	17	52	62
901	427	126	279	301	143	33	163	305
902	278	99	269	228	119	16	129	169
903	563	287	645	533	212	55	192	297
904	459	185	580	547	200	44	229	296
905	215	85	247	328	112	22	117	153
906	527	168	698	596	395	100	381	454
907	207	71	222	217	123	55	138	164

Utica

001	62	47	57	70	29	13	77	47
002	117	72	116	122	50	9	117	110
003	112	63	81	110	57	10	63	51
901	70	47	120	98	39	7	95	68

Warren

001	50	36	74	86	13	3	10	12
002	43	91	98	123	84	17	14	19
003	20	12	92	96	96	68	3	8
004	62	32	37	163	120	102	97	29
006	27	15	28	29	49	38	68	77
008	102	15	30	40	16	73	73	80
010	134	100	38	38	21	13	97	100
011	73	72	88	20	9	8	9	44
012	98	88	109	117	13	6	10	16
013	36	97	128	120	91	12	12	26
015	31	54	61	96	66	5	4	10

016	21	16	65	70	66	48	7	9
017	18	15	28	76	51	63	66	15
018	22	18	33	35	65	41	73	77
020	85	15	40	36	6	39	48	71
021	72	25	25	30	18	9	38	43
022	48	58	72	17	11	2	8	41
023	89	58	90	100	10	8	12	14
024	36	89	112	155	109	12	16	27
026	19	7	85	78	84	60	10	11
027	50	9	14	27	8	31	31	42
028	49	47	79	65	9	1	5	10
029	32	114	162	171	116	9	11	19
032	91	77	43	75	19	9	68	70
033	63	66	79	55	19	4	7	57
034	98	88	162	197	17	15	19	22
036	20	91	138	202	81	4	9	17
037	32	25	93	136	73	52	11	10
038	13	21	24	89	65	56	71	17
039	22	11	90	107	43	32	10	22
040	27	16	44	122	69	50	54	14
041	24	14	30	35	79	49	42	57
042	124	31	84	68	21	81	92	94
043	12	8	9	14	29	15	21	24
045	23	13	91	97	56	37	10	21
046	46	18	55	162	106	73	86	29
047	8	8	20	15	40	32	39	51
048	117	24	65	73	21	83	96	91
049	82	77	46	31	10	6	63	78
050	112	133	172	37	11	10	11	123
052	83	63	95	128	12	10	11	12
053	119	113	62	55	18	9	87	123
055	75	56	83	28	9	4	8	81
056	86	90	136	128	11	7	11	18
058	43	156	180	176	95	13	15	25
060	106	100	114	34	7	10	11	107
061	117	108	138	145	20	12	13	24
062	21	96	141	143	78	6	6	31
063	28	19	132	138	72	70	5	26
064	29	24	54	146	85	72	74	26
066	20	18	129	121	63	48	11	11

067	52	30	62	201	120	56	62	31
068	109	84	43	40	17	10	88	109
069	106	88	109	36	18	6	6	107
070	31	26	53	161	130	100	98	83
071	29	16	36	37	86	49	48	103
072	98	79	81	75	11	6	13	12
072A	94	16	24	29	19	44	44	77
073	112	74	41	42	16	6	94	102
074	180	125	190	72	24	13	20	192
076	29	24	47	41	107	88	97	127
078	89	20	48	32	14	61	60	84
080	99	101	0	43	11	9	90	124
081	20	54	91	93	49	0	9	14
082	39	19	172	135	75	56	8	19
084	45	31	56	178	132	67	100	42
085	52	19	58	53	102	82	72	94
086	148	22	54	44	21	132	132	124
088	47	72	57	54	15	14	77	111
090	41	33	66	52	94	55	55	70
092	79	20	37	31	5	68	65	68
093	138	141	79	70	21	6	109	149
094	126	166	203	47	25	13	25	134
096	81	102	101	92	12	6	6	19
097	28	127	156	111	68	11	8	38
098	29	26	115	101	60	35	11	19
099	50	65	64	20	10	7	10	52
099A	117	108	145	121	12	8	12	40
100	28	69	113	77	46	5	8	44
101	28	13	123	103	86	55	14	28
102	32	20	43	106	74	48	57	33
103	47	23	51	45	118	80	68	89
105	116	22	53	56	19	108	120	107
106	25	34	54	159	110	71	92	33
108	50	94	35	36	182	124	89	117
109	93	81	75	69	30	77	80	93
110	147	161	50	44	18	10	112	121
901	506	149	602	513	244	61	159	211
902	105	33	101	151	81	12	51	42
903	57	31	84	175	57	16	44	48
904	206	51	149	183	89	42	94	103

905	676	218	575	623	246	57	315	492
906	327	117	325	326	121	37	99	241
907	573	243	619	561	206	39	147	318
908	882	540	1,138	987	365	52	243	450

Armada Township

001	267	163	256	331	146	28	251	146
002	144	109	188	219	87	18	150	75

Bruce Township

001	104	40	155	160	55	7	97	48
002	147	83	186	201	126	26	140	103
003	165	66	148	188	153	32	146	97
004	75	39	77	78	49	28	84	56
901	180	67	172	147	93	24	258	121

Chesterfield Township

001	211	129	198	202	85	20	80	94
002	167	130	239	235	96	18	102	81
003	178	130	378	339	131	44	88	139
004	64	54	103	131	60	20	57	39
005	162	78	181	197	122	34	102	104
006	125	59	138	124	54	41	77	83
007	147	102	171	166	76	30	129	122
008	206	117	200	204	91	25	101	166
009	200	133	230	209	89	25	65	106
010	136	105	195	169	73	17	79	51
011	219	114	389	335	115	45	111	133
012	133	80	177	251	128	34	89	86
013	107	62	154	146	100	39	63	77
014	147	85	161	181	69	46	73	94
015	83	51	37	88	40	14	59	42
901	399	171	399	363	168	41	302	312
902	162	53	138	157	77	12	99	85

Clinton Township

001	443	210	473	482	195	51	167	247
002	90	67	109	117	48	15	43	46
003	165	84	254	228	109	24	61	81
004	200	128	252	373	216	46	122	111
005	86	41	89	154	120	38	82	58
006	189	78	229	233	137	62	132	136
007	136	79	134	150	70	22	76	69
008	180	87	179	211	81	33	88	148

009	132	83	145	125	86	14	66	74
010	224	153	341	283	117	33	82	151
011	164	86	232	238	98	22	56	86
012	94	53	123	153	81	18	40	56
013	172	91	193	194	168	48	86	88
014	76	48	94	115	66	29	63	59
015	160	93	221	165	105	43	106	113
016	147	86	211	204	82	26	61	148
017	187	93	215	257	112	26	75	110
018	149	127	293	214	99	27	62	106
019	161	88	278	231	91	31	60	104
020	149	67	158	209	102	22	57	73
021	139	51	156	172	98	27	64	74
022	199	96	223	249	137	67	93	136
023	251	136	331	313	136	45	146	229
024	152	81	217	199	86	25	65	147
025	268	121	299	283	120	36	71	183
026	248	165	364	349	122	47	89	162
030	167	88	266	266	99	27	75	102
031	135	80	197	231	128	25	70	73
032	98	53	164	153	109	25	50	89
033	256	103	270	361	148	84	133	149
035	313	126	387	389	157	65	154	275
036	210	98	259	277	88	23	86	174
037	274	134	318	312	127	28	95	189
038	360	269	565	507	202	47	131	232
039	239	123	518	460	133	32	101	147
040	99	39	122	140	61	8	43	52
041	192	92	255	261	143	35	70	120
042	220	104	238	250	112	73	130	150
043	58	26	97	79	34	11	40	72
044	213	112	270	281	102	47	107	217
045	326	191	398	343	170	54	136	180
046	132	109	215	194	103	19	80	82

Harrison Township

001	139	79	254	193	96	28	55	71
002	68	31	99	106	59	7	29	33
003	109	59	173	158	95	25	49	84
004	182	91	224	212	113	69	82	100
005	160	80	204	151	82	36	87	101

006	167	85	188	186	98	27	72	117
007	161	100	207	181	93	16	76	111
008	50	40	59	61	29	6	26	31
009	106	53	147	152	71	19	34	51
010	100	56	125	136	74	9	51	62
011	128	55	150	163	94	24	42	65
012	61	25	58	63	48	23	32	28
901	92	48	114	94	56	17	57	68
902	424	192	488	496	214	44	288	325

Lake Township

001	11	5	12	12	7	1	5	4
-----	----	---	----	----	---	---	---	---

Lenox Township

001	126	81	144	170	82	13	132	70
002	186	115	213	220	108	27	157	71
003	130	64	228	247	120	30	124	66

Macomb Township

001	225	136	327	461	211	68	146	217
002	156	70	206	211	166	40	129	112
003	219	166	277	306	114	95	147	191
004	215	130	268	257	93	28	166	216
005	197	115	181	170	92	29	101	193
006	119	90	146	153	52	12	41	91
007	200	184	301	296	100	23	74	135
008	158	101	275	313	122	31	85	90
009	130	85	173	288	121	28	107	91
010	121	67	122	156	154	42	81	74
011	135	72	126	170	54	38	92	90
012	134	90	164	179	55	16	87	100
013	170	98	187	167	64	18	71	189
014	154	109	202	208	77	18	52	86
015	230	205	357	302	119	29	131	145
016	100	48	209	188	71	17	55	87
017	217	120	324	494	189	49	133	171
018	119	52	121	180	103	36	61	80
901	898	362	945	960	467	225	722	737

Ray Township

001	107	109	96	115	10	2	31	24
002	31	151	198	182	93	6	36	17
901	119	47	136	137	60	6	125	63

Richmond Township

001	275	125	245	283	157	46	384	170
-----	-----	-----	-----	-----	-----	----	-----	-----

Shelby Township

001	158	128	216	180	71	23	209	114
002	164	98	278	236	80	16	204	100
003	76	47	99	131	68	11	146	44
004	124	58	168	182	108	27	174	108
005	101	60	126	130	65	41	159	104
006	137	55	107	154	91	37	168	104
007	175	73	165	160	72	27	232	145
008	112	51	99	98	39	6	120	68
009	140	96	118	158	65	22	121	63
010	108	49	171	142	74	18	149	88
011	110	86	166	204	86	26	168	78
012	95	50	127	129	83	29	157	63
013	79	40	88	101	54	23	135	69
014	93	58	112	103	44	21	166	73
015	86	35	110	100	55	20	126	107
016	185	78	174	146	54	20	163	103
017	154	106	195	157	81	23	163	99
018	56	31	102	84	37	5	87	50
019	101	71	134	171	95	20	125	73
020	76	38	91	115	61	20	82	54
021	149	75	98	143	87	53	107	62
022	196	97	192	199	82	47	275	165
023	153	70	146	162	81	25	228	185
024	179	106	232	159	71	33	219	135
025	138	120	231	185	83	29	164	201
026	131	48	190	153	75	17	103	65
027	121	58	149	190	74	20	98	87
028	136	70	185	191	105	34	139	115
029	83	47	77	90	38	38	89	56
901	269	97	281	296	165	55	500	274
902	1,257	429	1,245	1,056	582	125	1,536	1,221

Washington Township

001	147	144	144	130	22	14	50	31
002	35	227	249	169	116	11	30	34
003	35	25	222	208	115	71	32	30
004	49	32	54	244	186	106	164	36
005	57	38	83	56	214	166	162	120
006	195	32	63	60	28	268	321	185

008	171	158	84	74	34	24	277	274
901	483	152	436	394	207	29	449	392

NEW: Make your own custom comparisons using our new analysis software, [FirstChart](#).

These same results may also be obtained via:

- Election Telephone Hotline: 810.469.5346.
- 24-Hour Fax (Within MI): 1.888.99.CLERK (request document number 6710).
- 24-Hour Fax (Outside of MI): 1.310.575.5035 (request document number 6710).

www.MCNTV.com

webmaster@mcntv.com

[Click here to return to race list](#)



MCC Trustee
 Two 6-year terms
Community Totals

View [summary report](#).

	CONNIE BOLANOWSKI	NEIL DELUCA	JOSEPH DESANTIS	ROSEANNE DIMARIA	WILLIAM D FRAZIER	MARIO FUNDARO	KIRBY HOLMES	DOMINIC J LAROSA
Center Line	801	375	840	1,000	430	119	290	357
Eastpointe	2,475	1,571	3,368	5,500	1,274	501	1,014	1,745
Fraser	1,224	674	2,221	1,650	825	257	434	838
Memphis	61	58	60	68	10	9	18	10
Mt. Clemens	1,156	687	1,430	1,658	818	229	824	768
New Baltimore	627	305	895	853	393	93	457	343
Richmond City	340	180	442	551	260	73	381	190
Roseville	3,579	2,007	5,956	5,204	1,953	686	1,413	2,219
St. Clair Shores	5,975	3,324	8,212	8,050	3,723	1,186	2,240	3,820
Sterling Heights	10,419	5,512	12,053	11,635	5,655	1,844	5,311	8,341
Utica	361	229	374	400	175	39	352	276
Warren	8,824	6,234	10,475	10,770	5,726	3,439	4,894	6,795
Armada Township	411	272	444	550	233	46	401	221
Bruce Township	671	295	738	774	476	117	725	425
Chesterfield Township	2,846	1,653	3,488	3,497	1,574	505	1,676	1,814
Clinton Township	7,853	4,239	10,352	10,405	4,798	1,480	3,614	5,298
Harrison Township	1,947	994	2,490	2,352	1,222	350	980	1,247

Lake Township	11	5	12	12	7	1	5	4
Lenox Township	442	260	585	637	310	70	413	207
Macomb Township	3,897	2,300	4,911	5,459	2,424	842	2,481	3,095
Ray Township	257	307	430	434	163	14	192	104
Richmond Township	275	125	245	283	157	46	384	170
Shelby Township	5,142	2,525	5,872	5,705	2,826	911	6,512	4,273
Washington Township	1,172	808	1,335	1,335	922	689	1,485	1,102

NEW: Make your own custom comparisons using our new analysis software, [FirstChart](#).

These same results may also be obtained via:

- Election Telephone Hotline: 810.469.5346.
- 24-Hour Fax (Within MI): 1.888.99.CLERK (request document number 6710).
- 24-Hour Fax (Outside of MI): 1.310.575.5035 (request document number 6710).

www.MCNTV.com

webmaster@mcntv.com

[Click here to return to race list](#)



County Commission 1st District
One 2-year term
Precinct Breakdown

View [summary report](#).

	LINDA R GOFF (REP)	RALPH A LIBERATO (DEM)
Warren		
001	43	250
002	147	331
003	141	236
004	217	449
006	115	213
008	178	268
010	168	401
011	127	209
012	157	280
013	212	366
039	141	186
040	151	198
041	133	222
042	240	371
068	179	320
069	168	296
072	158	166
901	554	1,183

NEW: Make your own custom comparisons using our new analysis software, [FirstChart](#).

These same results may also be obtained via:

- Election Telephone Hotline: 810.469.5346.
- 24-Hour Fax (Within MI): 1.888.99.CLERK (request document number 6710).
- 24-Hour Fax (Outside of MI): 1.310.575.5035 (request document number 6710).

www.MCNTV.com

webmaster@mcntv.com

[Click here to return to race list](#)



County Commission 1st District
One 2-year term
Community Totals

View [summary report](#).

	LINDA R GOFF (REP)	RALPH A LIBERATO (DEM)
Warren	3,229	5,945

NEW: Make your own custom comparisons using our new analysis software, [FirstChart](#).

These same results may also be obtained via:

- Election Telephone Hotline: 810.469.5346.
- 24-Hour Fax (Within MI): 1.888.99.CLERK (request document number 6710).
- 24-Hour Fax (Outside of MI): 1.310.575.5035 (request document number 6710).

www.MCNTV.com

webmaster@mcntv.com

[Click here to return to race list](#)



County Commission 2nd District
One 2-year term
Precinct Breakdown

View [summary report](#).

	MARVIN E SAUGER (DEM)
Center Line	
001	470
002	328
003	622
004	336
005	360
901	654
Warren	
015	200
016	246
017	251
018	243
020	227
021	191
022	193
023	222
024	369
026	228
038	239
043	77
902	328

NEW: Make your own custom comparisons using our new analysis software, [FirstChart](#).

These same results may also be obtained via:

- Election Telephone Hotline: 810.469.5346.
- 24-Hour Fax (Within MI): 1.888.99.CLERK (request document number 6710).
- 24-Hour Fax (Outside of MI): 1.310.575.5035 (request document number 6710).

www.MCNTV.com

webmaster@mcntv.com

[Click here to return to race list](#)



County Commission 2nd District
One 2-year term
Community Totals

View [summary report](#).

	MARVIN E SAUGER (DEM)
Center Line	2,770
Warren	3,014

NEW: Make your own custom comparisons using our new analysis software, [FirstChart](#).

These same results may also be obtained via:

- Election Telephone Hotline: 810.469.5346.
- 24-Hour Fax (Within MI): 1.888.99.CLERK (request document number 6710).
- 24-Hour Fax (Outside of MI): 1.310.575.5035 (request document number 6710).

www.MCNTV.com

webmaster@mcntv.com

[Click here to return to race list](#)



County Commission 3rd District
One 2-year term
Precinct Breakdown

View [summary report](#).

PHILLIP A DIMARIA (DEM)	
Eastpointe	
001	594
002	499
003	524
004	674
005	784
006	416
007	550
901	730
Warren	
027	137
032	286
033	221
034	366
036	370
037	292
903	352

NEW: Make your own custom comparisons using our new analysis software, [FirstChart](#).

These same results may also be obtained via:

- Election Telephone Hotline: 810.469.5346.
- 24-Hour Fax (Within MI): 1.888.99.CLERK (request document number 6710).

- 24-Hour Fax (Outside of MI): 1.310.575.5035 (request document number 6710).

www.MCNTV.com

webmaster@mcntv.com

[Click here to return to race list](#)



County Commission 3rd District
One 2-year term
Community Totals

View [summary report](#).

	PHILLIP A DIMARIA (DEM)
Eastpointe	4,771
Warren	2,024

NEW: Make your own custom comparisons using our new analysis software, [FirstChart](#).

These same results may also be obtained via:

- Election Telephone Hotline: 810.469.5346.
- 24-Hour Fax (Within MI): 1.888.99.CLERK (request document number 6710).
- 24-Hour Fax (Outside of MI): 1.310.575.5035 (request document number 6710).

www.MCNTV.com

webmaster@mcntv.com

[Click here to return to race list](#)



County Commission 4th District
One 2-year term
Precinct Breakdown

View [summary report](#).

	JONATHAN LAFFERTY (DEM)
Warren	
070	387
071	260
072A	258
073	271
074	471
081	182
082	262
084	348
085	312
086	408
088	223
099	140
099A	263
100	190
101	240
102	237
103	333
105	332
904	495
905	1,666

NEW: Make your own custom comparisons using our new analysis software, [FirstChart](#).

These same results may also be obtained via:

- Election Telephone Hotline: 810.469.5346.
- 24-Hour Fax (Within MI): 1.888.99.CLERK (request document number 6710).
- 24-Hour Fax (Outside of MI): 1.310.575.5035 (request document number 6710).

www.MCNTV.com

webmaster@mcntv.com

[Click here to return to race list](#)

THE 2000 VOTE

County Commission 4th District One 2-year term *Community Totals*

View [summary report](#).

	JONATHAN LAFFERTY (DEM)
Warren	7,278

NEW: Make your own custom comparisons using our new analysis software, [FirstChart](#).

These same results may also be obtained via:

- Election Telephone Hotline: 810.469.5346.
- 24-Hour Fax (Within MI): 1.888.99.CLERK (request document number 6710).
- 24-Hour Fax (Outside of MI): 1.310.575.5035 (request document number 6710).

www.MCNTV.com

webmaster@mcntv.com

[Click here to return to race list](#)

THE 2000 VOTE

County Commission 5th District One 2-year term *Precinct Breakdown*

View [summary report](#).

	ROBERT S MILLER (UST)	DENNIS OLSHOVE (DEM)	JAMES SIGNORELLO (REP)
Warren			
028	2	181	77
029	4	467	185
045	2	259	122
046	5	386	156
047	2	123	67
048	5	379	142
049	4	219	107
050	2	320	208
052	8	246	91
053	5	409	179
055	4	217	115
056	3	273	130
058	5	411	181
063	1	304	121
064	1	346	150
076	1	410	172
078	1	326	121
080	4	307	174
906	75	825	271
907	91	1,444	432

NEW: Make your own custom comparisons using our new analysis software, [FirstChart](#).

These same results may also be obtained via:

- Election Telephone Hotline: 810.469.5346.
- 24-Hour Fax (Within MI): 1.888.99.CLERK (request document number 6710).
- 24-Hour Fax (Outside of MI): 1.310.575.5035 (request document number 6710).

www.MCNTV.com

webmaster@mcntv.com

[Click here to return to race list](#)

THE 2000 VOTE

County Commission 5th District One 2-year term *Community Totals*

View [summary report](#).

	ROBERT S MILLER (UST)	DENNIS OLSHOVE (DEM)	JAMES SIGNORELLO (REP)
Warren	225	7,852	3,201

NEW: Make your own custom comparisons using our new analysis software, [FirstChart](#).

These same results may also be obtained via:

- Election Telephone Hotline: 810.469.5346.
- 24-Hour Fax (Within MI): 1.888.99.CLERK (request document number 6710).
- 24-Hour Fax (Outside of MI): 1.310.575.5035 (request document number 6710).

www.MCNTV.com

webmaster@mcntv.com

[Click here to return to race list](#)



County Commission 6th District
One 2-year term
Precinct Breakdown

View [summary report](#).

	JOAN FLYNN (DEM)	R PETER VARANI (REP)
Warren		
060	284	167
061	344	190
062	306	134
066	249	149
067	332	217
090	254	159
092	209	111
093	396	221
094	408	204
096	241	123
097	260	191
098	194	130
106	312	196
108	422	250
109	400	200
110	402	182
908	2,240	976

NEW: Make your own custom comparisons using our new analysis software, [FirstChart](#).

These same results may also be obtained via:

Election Telephone Hotline: 810.469.5346.

- 24-Hour Fax (Within MI): 1.888.99.CLERK (request document number 6710).
- 24-Hour Fax (Outside of MI): 1.310.575.5035 (request document number 6710).

www.MCNTV.com

webmaster@mentv.com

[Click here to return to race list](#)



County Commission 6th District
One 2-year term
Community Totals

View [summary report](#).

	JOAN FLYNN (DEM)	R PETER VARANI (REP)
Warren	7,253	3,800

NEW: Make your own custom comparisons using our new analysis software, [FirstChart](#).

These same results may also be obtained via:

- Election Telephone Hotline: 810.469.5346.
- 24-Hour Fax (Within MI): 1.888.99.CLERK (request document number 6710).
- 24-Hour Fax (Outside of MI): 1.310.575.5035 (request document number 6710).

www.MCNTV.com

webmaster@mcntv.com

[Click here to return to race list](#)



County Commission 7th District
One 2-year term
Precinct Breakdown

View [summary report](#).

	SUE ROCCA (REP)	PAUL M SOYK (LIB)	NANCY ULRICH (DEM)
Sterling Heights			
003	442	36	369
004	528	25	428
005	469	21	372
010	285	19	209
011	570	22	384
012	394	18	293
013	355	19	259
020	581	32	389
021	278	19	237
022	300	10	240
029	342	21	239
030	543	29	231
903	1,149	40	824
905	650	11	340
Clinton Township			
023	783	35	461

NEW: Make your own custom comparisons using our new analysis software, [FirstChart](#).

These same results may also be obtained via:

- Election Telephone Hotline: 810.469.5346.
- 24-Hour Fax (Within MI): 1.888.99.CLERK (request document number 6710).

- 24-Hour Fax (Outside of MI): 1.310.575.5035 (request document number 6710).

www.MCNTV.com

webmaster@mcntv.com

[Click here to return to race list](#)



County Commission 7th District
One 2-year term
Community Totals

View [summary report](#).

	SUE ROCCA (REP)	PAUL M SOYK (LIB)	NANCY ULRICH (DEM)
Sterling Heights	6,886	322	4,814
Clinton Township	783	35	461

NEW: Make your own custom comparisons using our new analysis software, [FirstChart](#).

These same results may also be obtained via:

- Election Telephone Hotline: 810.469.5346.
- 24-Hour Fax (Within MI): 1.888.99.CLERK (request document number 6710).
- 24-Hour Fax (Outside of MI): 1.310.575.5035 (request document number 6710).

www.MCNTV.com

webmaster@mcntv.com

[Click here to return to race list](#)



County Commission 8th District
One 2-year term
Precinct Breakdown

View [summary report](#).

	BECKY BINDER (REP)	DIANA J KOLAKOWSKI (DEM)
Sterling Heights		
001	298	571
002	315	590
006	261	371
007	106	134
008	200	276
009	367	540
014	213	328
015	250	489
016	228	432
017	277	448
046	196	443
047	158	327
901	404	920
902	291	629

NEW: Make your own custom comparisons using our new analysis software, [FirstChart](#).

These same results may also be obtained via:

- Election Telephone Hotline: 810.469.5346.
- 24-Hour Fax (Within MI): 1.888.99.CLERK (request document number 6710).
- 24-Hour Fax (Outside of MI): 1.310.575.5035 (request document number 6710).

www.MCNTV.com

webmaster@mcntv.com

[Click here to return to race list](#)

THE 2000 VOTE

County Commission 8th District One 2-year term *Community Totals*

View [summary report](#).

	BECKY BINDER (REP)	DIANA J KOLAKOWSKI (DEM)
Sterling Heights	3,564	6,498

NEW: Make your own custom comparisons using our new analysis software, [FirstChart](#).

These same results may also be obtained via:

- Election Telephone Hotline: 810.469.5346.
- 24-Hour Fax (Within MI): 1.888.99.CLERK (request document number 6710).
- 24-Hour Fax (Outside of MI): 1.310.575.5035 (request document number 6710).

www.MCNTV.com

webmaster@mcntv.com

[Click here to return to race list](#)



County Commission 9th District
One 2-year term
Precinct Breakdown

View [summary report](#).

	ROBERT MIJAC (DEM)	AARON STOWELL (REP)
Sterling Heights		
018	643	266
019	590	225
023	332	163
024	429	182
025	612	322
026	612	265
027	587	291
028	670	258
035	401	143
036	292	131
037	439	220
904	1,199	583

NEW: Make your own custom comparisons using our new analysis software, [FirstChart](#).

These same results may also be obtained via:

- Election Telephone Hotline: 810.469.5346.
- 24-Hour Fax (Within MI): 1.888.99.CLERK (request document number 6710).
- 24-Hour Fax (Outside of MI): 1.310.575.5035 (request document number 6710).

webmaster@mctv.com

[Click here to return to race list](#)



County Commission 9th District
One 2-year term
Community Totals

View [summary report](#).

	ROBERT MIJAC (DEM)	AARON STOWELL (REP)
Sterling Heights	6,806	3,049

NEW: Make your own custom comparisons using our new analysis software, [FirstChart](#).

These same results may also be obtained via:

- Election Telephone Hotline: 810.469.5346.
- 24-Hour Fax (Within MI): 1.888.99.CLERK (request document number 6710).
- 24-Hour Fax (Outside of MI): 1.310.575.5035 (request document number 6710).

www.MCNTV.com

webmaster@mcntv.com

[Click here to return to race list](#)



County Commission 10th District
One 2-year term
Precinct Breakdown

View [summary report](#).

	PHILIS DESAELE (REP)	DOROTHY S JACKSON (DEM)
Sterling Heights		
031	488	390
032	573	339
033	437	323
034	558	383
040	587	404
041	559	356
042	149	166
043	526	446
044	219	186
045	368	270
048	354	262
049	419	252
906	1,397	982

NEW: Make your own custom comparisons using our new analysis software, [FirstChart](#).

These same results may also be obtained via:

- Election Telephone Hotline: 810.469.5346.
- 24-Hour Fax (Within MI): 1.888.99.CLERK (request document number 6710).
- 24-Hour Fax (Outside of MI): 1.310.575.5035 (request document number 6710).

www.MCNTV.com

webmaster@mcntv.com

[Click here to return to race list](#)



County Commission 10th District
One 2-year term
Community Totals

View [summary report](#).

	PHILIS DESAELE (REP)	DOROTHY S JACKSON (DEM)
Sterling Heights	6,634	4,759

NEW: Make your own custom comparisons using our new analysis software, [FirstChart](#).

These same results may also be obtained via:

- Election Telephone Hotline: 810.469.5346.
- 24-Hour Fax (Within MI): 1.888.99.CLERK (request document number 6710).
- 24-Hour Fax (Outside of MI): 1.310.575.5035 (request document number 6710).

www.MCNTV.com

webmaster@mcntv.com

[Click here to return to race list](#)



County Commission 11th District
One 2-year term
Precinct Breakdown

View [summary report](#).

	MARIANNE BURKE (DEM)	ED SZCZEPANSKI (REP)
Sterling Heights		
038	298	491
039	352	317
050	345	566
051	220	371
052	147	262
907	353	526
Utica		
001	147	151
002	215	363
003	235	182
901	182	209
Shelby Township		
002	337	564
003	183	287
006	340	326
008	128	342
009	268	344
011	308	447
015	158	339
019	226	402
021	293	287
901	515	823

NEW: Make your own custom comparisons using our new analysis software, [FirstChart](#).

These same results may also be obtained via:

- Election Telephone Hotline: 810.469.5346.
- 24-Hour Fax (Within MI): 1.888.99.CLERK (request document number 6710).
- 24-Hour Fax (Outside of MI): 1.310.575.5035 (request document number 6710).

www.MCNTV.com

webmaster@mcntv.com

[Click here to return to race list](#)



County Commission 11th District
One 2-year term
Community Totals

View [summary report](#).

	MARIANNE BURKE (DEM)	ED SZCZEPANSKI (REP)
Sterling Heights	1,715	2,533
Utica	779	905
Shelby Township	2,756	4,161

NEW: Make your own custom comparisons using our new analysis software, [FirstChart](#).

These same results may also be obtained via:

- Election Telephone Hotline: 810.469.5346.
- 24-Hour Fax (Within MI): 1.888.99.CLERK (request document number 6710).
- 24-Hour Fax (Outside of MI): 1.310.575.5035 (request document number 6710).

www.MCNTV.com

webmaster@mcntv.com

[Click here to return to race list](#)



County Commission 12th District
One 2-year term
Precinct Breakdown

View [summary report](#).

	TIM CIECHORSKI (DEM)	PETER J LUND (REP)
Shelby Township		
001	329	576
004	291	438
005	226	363
007	279	487
010	276	367
012	199	337
013	181	261
014	162	315
016	231	536
017	295	481
018	130	210
020	229	178
022	335	670
023	227	584
024	248	604
025	275	549
026	303	279
027	267	360
028	337	389
029	151	278
902	2,059	3,198

NEW: Make your own custom comparisons using our new analysis software, [FirstChart](#).

These same results may also be obtained via:

- Election Telephone Hotline: 810.469.5346.
- 24-Hour Fax (Within MI): 1.888.99.CLERK (request document number 6710).
- 24-Hour Fax (Outside of MI): 1.310.575.5035 (request document number 6710).

www.MCNTV.com

webmaster@mcntv.com

[Click here to return to race list](#)



County Commission 12th District
One 2-year term
Community Totals

View [summary report](#).

	TIM CIECHORSKI (DEM)	PETER J LUND (REP)
Shelby Township	7,030	11,460

NEW: Make your own custom comparisons using our new analysis software, [FirstChart](#).

These same results may also be obtained via:

- Election Telephone Hotline: 810.469.5346.
- 24-Hour Fax (Within MI): 1.888.99.CLERK (request document number 6710).
- 24-Hour Fax (Outside of MI): 1.310.575.5035 (request document number 6710).

www.MCNTV.com

webmaster@mcntv.com

[Click here to return to race list](#)



County Commission 13th District
One 2-year term
Precinct Breakdown

View [summary report](#).

DON BROWN (REP)	
Memphis	
001	156
901	17
Richmond City	
001	573
002	481
901	273
Armada Township	
002	646
Bruce Township	
001	447
002	777
003	612
004	333
901	638
Richmond Township	
001	1,072
Washington Township	
001	425
002	550
003	466
004	535
005	586
006	797

008	758
901	1,564

NEW: Make your own custom comparisons using our new analysis software, [FirstChart](#).

These same results may also be obtained via:

- Election Telephone Hotline: 810.469.5346.
- 24-Hour Fax (Within MI): 1.888.99.CLERK (request document number 6710).
- 24-Hour Fax (Outside of MI): 1.310.575.5035 (request document number 6710).

www.MCNTV.com

webmaster@mcntv.com

[Click here to return to race list](#)



County Commission 13th District
One 2-year term
Community Totals

View [summary report](#).

	DON BROWN (REP)
Memphis	173
Richmond City	1,327
Armada Township	646
Bruce Township	2,807
Richmond Township	1,072
Washington Township	5,681

NEW: Make your own custom comparisons using our new analysis software, [FirstChart](#).

These same results may also be obtained via:

- Election Telephone Hotline: 810.469.5346.
- 24-Hour Fax (Within MI): 1.888.99.CLERK (request document number 6710).
- 24-Hour Fax (Outside of MI): 1.310.575.5035 (request document number 6710).

www.MCNTV.com

webmaster@mcntv.com

[Click here to return to race list](#)

THE 2000 VOTE

County Commission 14th District One 2-year term *Precinct Breakdown*

View [summary report](#).

	JOHN C HERTEL (DEM)	KURT S KRAMER (REP)
New Baltimore		
001	386	238
002	369	290
003	775	577
004	374	253
Chesterfield Township		
001	481	374
004	227	245
005	470	315
006	323	269
007	467	347
009	480	370
010	340	316
011	633	476
012	455	291
013	294	291
014	351	376
015	179	121
901	1,024	718
Lenox Township		
001	459	302
002	592	327
003	615	220

NEW: Make your own custom comparisons using our new analysis software, [FirstChart](#).

These same results may also be obtained via:

- Election Telephone Hotline: 810.469.5346.
- 24-Hour Fax (Within MI): 1.888.99.CLERK (request document number 6710).
- 24-Hour Fax (Outside of MI): 1.310.575.5035 (request document number 6710).

www.MCNTV.com

webmaster@mcntv.com

[Click here to return to race list](#)



County Commission 14th District
One 2-year term
Community Totals

View [summary report](#).

	JOHN C HERTEL (DEM)	KURT S KRAMER (REP)
New Baltimore	1,904	1,358
Chesterfield Township	5,724	4,509
Lenox Township	1,666	849

NEW: Make your own custom comparisons using our new analysis software, [FirstChart](#).

These same results may also be obtained via:

- Election Telephone Hotline: 810.469.5346.
- 24-Hour Fax (Within MI): 1.888.99.CLERK (request document number 6710).
- 24-Hour Fax (Outside of MI): 1.310.575.5035 (request document number 6710).

www.MCNTV.com

webmaster@mcntv.com

[Click here to return to race list](#)



County Commission 15th District
One 2-year term
Precinct Breakdown

View [summary report](#).

	DEBI ACKER-ZOLNOSKI (DEM)	NICHOLYN A BRANDENBURG (REP)	JANA GRAHAM (RFP)
Armada Township			
001	472	741	91
Macomb Township			
001	505	976	55
002	320	493	34
003	432	746	48
004	390	625	48
005	282	476	50
006	214	341	16
007	368	633	42
008	410	413	49
009	313	515	29
010	306	250	34
011	227	357	31
012	211	421	27
013	277	458	38
014	266	468	23
015	452	661	46
016	230	410	29
017	475	835	50
018	296	232	29
901	1,450	2,241	137
Ray Township			
001	111	247	7
002	207	350	12

901	165	344	19
-----	-----	-----	----

NEW: Make your own custom comparisons using our new analysis software, [FirstChart](#).

These same results may also be obtained via:

- Election Telephone Hotline: 810.469.5346.
- 24-Hour Fax (Within MI): 1.888.99.CLERK (request document number 6710).
- 24-Hour Fax (Outside of MI): 1.310.575.5035 (request document number 6710).

www.MCNTV.com

webmaster@mcntv.com

[Click here to return to race list](#)



County Commission 15th District
One 2-year term
Community Totals

View [summary report](#).

	DEBI ACKER-ZOLNOSKI (DEM)	NICHOLYN A BRANDENBURG (REP)	JANA GRAHAM (RFP)
Armada Township	472	741	91
Macomb Township	7,424	11,551	815
Ray Township	483	941	38

NEW: Make your own custom comparisons using our new analysis software, [FirstChart](#).

These same results may also be obtained via:

- Election Telephone Hotline: 810.469.5346.
- 24-Hour Fax (Within MI): 1.888.99.CLERK (request document number 6710).
- 24-Hour Fax (Outside of MI): 1.310.575.5035 (request document number 6710).

www.MCNTV.com

webmaster@mcntv.com

[Click here to return to race list](#)



County Commission 16th District
One 2-year term
Precinct Breakdown

View [summary report](#).

	LEON DROLET (REP)	ANTHONY VENTIMIGLIA (DEM)
Clinton Township		
001	1,023	772
004	330	797
035	719	727
036	497	438
037	596	568
038	1,138	700
039	814	534
040	222	229
041	444	460
042	462	506
044	600	425
045	862	612
046	446	276

NEW: Make your own custom comparisons using our new analysis software, [FirstChart](#).

These same results may also be obtained via:

- Election Telephone Hotline: 810.469.5346.
- 24-Hour Fax (Within MI): 1.888.99.CLERK (request document number 6710).
- 24-Hour Fax (Outside of MI): 1.310.575.5035 (request document number 6710).

www.MCNTV.com

webmaster@mcntv.com

[Click here to return to race list](#)



County Commission 16th District
One 2-year term
Community Totals

View [summary report](#).

	LEON DROLET (REP)	ANTHONY VENTIMIGLIA (DEM)
Clinton Township	8,153	7,044

NEW: Make your own custom comparisons using our new analysis software, [FirstChart](#).

These same results may also be obtained via:

- Election Telephone Hotline: 810.469.5346.
- 24-Hour Fax (Within MI): 1.888.99.CLERK (request document number 6710).
- 24-Hour Fax (Outside of MI): 1.310.575.5035 (request document number 6710).

www.MCNTV.com

webmaster@mcntv.com

[Click here to return to race list](#)



County Commission 17th District
One 2-year term
Precinct Breakdown

View [summary report](#).

	BOBBY L HILL (DEM)
Mt. Clemens	
001	520
002	528
003	479
004	431
005	482
006	501
008	398
009	367
010	176
901	877
Clinton Township	
002	289
006	699
008	551
014	316
022	657

NEW: Make your own custom comparisons using our new analysis software, [FirstChart](#).

These same results may also be obtained via:

- Election Telephone Hotline: 810.469.5346.
- 24-Hour Fax (Within MI): 1.888.99.CLERK (request document number 6710).

- 24-Hour Fax (Outside of MI): 1.310.575.5035 (request document number 6710).

www.MCNTV.com

webmaster@mcntv.com

[Click here to return to race list](#)



County Commission 17th District
One 2-year term
Community Totals

View [summary report](#).

	BOBBY L HILL (DEM)
Mt. Clemens	4,759
Clinton Township	2,512

NEW: Make your own custom comparisons using our new analysis software, [FirstChart](#).

These same results may also be obtained via:

- Election Telephone Hotline: 810.469.5346.
- 24-Hour Fax (Within MI): 1.888.99.CLERK (request document number 6710).
- 24-Hour Fax (Outside of MI): 1.310.575.5035 (request document number 6710).

www.MCNTV.com

webmaster@mcntv.com

[Click here to return to race list](#)



County Commission 18th District
One 2-year term
Precinct Breakdown

View [summary report](#).

	MARK F HEIL (LIB)	MICHAEL C SESSA (REP)	GARY J WHITMORE (DEM)
Chesterfield Township			
002	32	437	457
003	39	625	450
008	37	443	419
902	12	314	268
Harrison Township			
003	30	327	289
004	24	530	416
005	26	501	292
006	26	417	355
007	36	479	340
008	22	74	139
009	8	367	190
010	13	273	266
011	31	243	327
012	18	122	150
902	31	1,243	842

NEW: Make your own custom comparisons using our new analysis software, [FirstChart](#).

These same results may also be obtained via:

- Election Telephone Hotline: 810.469.5346.
- 24-Hour Fax (Within MI): 1.888.99.CLERK (request document number 6710).

- 24-Hour Fax (Outside of MI): 1.310.575.5035 (request document number 6710).

www.MCNTV.com

webmaster@mcntv.com

[Click here to return to race list](#)



County Commission 18th District
One 2-year term
Community Totals

View [summary report](#).

	MARK F HEIL (LIB)	MICHAEL C SESSA (REP)	GARY J WHITMORE (DEM)
Chesterfield Township	120	1,819	1,594
Harrison Township	265	4,576	3,606

NEW: Make your own custom comparisons using our new analysis software, [FirstChart](#).

These same results may also be obtained via:

- Election Telephone Hotline: 810.469.5346.
- 24-Hour Fax (Within MI): 1.888.99.CLERK (request document number 6710).
- 24-Hour Fax (Outside of MI): 1.310.575.5035 (request document number 6710).

www.MCNTV.com

webmaster@mcntv.com

[Click here to return to race list](#)



County Commission 19th District
One 2-year term
Precinct Breakdown

View [summary report](#).

	JAMES M PERNA (DEM)	PAMELA WEISS (REP)
Clinton Township		
005	534	48
007	360	192
009	321	262
010	616	491
011	445	286
012	270	181
015	455	312
017	529	318
018	450	381
019	422	415
021	388	189
026	640	518
030	440	396
031	472	334
033	665	460

NEW: Make your own custom comparisons using our new analysis software, [FirstChart](#).

These same results may also be obtained via:

- Election Telephone Hotline: 810.469.5346.
- 24-Hour Fax (Within MI): 1.888.99.CLERK (request document number 6710).
- 24-Hour Fax (Outside of MI): 1.310.575.5035 (request document number 6710).

www.MCNTV.com

webmaster@mcntv.com

[Click here to return to race list](#)



County Commission 19th District
One 2-year term
Community Totals

View [summary report](#).

	JAMES M PERNA (DEM)	PAMELA WEISS (REP)
Clinton Township	7,007	4,783

NEW: Make your own custom comparisons using our new analysis software, [FirstChart](#).

These same results may also be obtained via:

- Election Telephone Hotline: 810.469.5346.
- 24-Hour Fax (Within MI): 1.888.99.CLERK (request document number 6710).
- 24-Hour Fax (Outside of MI): 1.310.575.5035 (request document number 6710).

www.MCNTV.com

webmaster@mcntv.com

[Click here to return to race list](#)



County Commission 20th District
One 2-year term
Precinct Breakdown

View [summary report](#).

	BARBARA L JENNINGS (REP)	NANCY M WHITE (DEM)
Fraser		
001	220	432
002	364	490
003	221	406
004	331	566
005	297	482
006	418	427
007	182	302
901	447	888
Clinton Township		
003	233	547
013	273	509
016	330	439
020	199	423
024	285	440
025	373	594
032	284	300
043	159	178

NEW: Make your own custom comparisons using our new analysis software, [FirstChart](#).

These same results may also be obtained via:

Election Telephone Hotline: 810.469.5346.

- 24-Hour Fax (Within MI): 1.888.99.CLERK (request document number 6710).
- 24-Hour Fax (Outside of MI): 1.310.575.5035 (request document number 6710).

www.MCNTV.com

webmaster@mentv.com

[Click here to return to race list](#)



County Commission 20th District
One 2-year term
Community Totals

View [summary report](#).

	BARBARA L JENNINGS (REP)	NANCY M WHITE (DEM)
Fraser	2,480	3,993
Clinton Township	2,136	3,430

NEW: Make your own custom comparisons using our new analysis software, [FirstChart](#).

These same results may also be obtained via:

- Election Telephone Hotline: 810.469.5346.
- 24-Hour Fax (Within MI): 1.888.99.CLERK (request document number 6710).
- 24-Hour Fax (Outside of MI): 1.310.575.5035 (request document number 6710).

www.MCNTV.com

webmaster@mcntv.com

[Click here to return to race list](#)



County Commission 21st District
One 2-year term
Precinct Breakdown

View [summary report](#).

LEONARD HAGGERTY (DEM)	
Roseville	
009	545
012	498
013	442
014	378
015	737
016	805
017	579
018	452
019	402
020	523
022	644
023	516
901	1,634

NEW: Make your own custom comparisons using our new analysis software, [FirstChart](#).

These same results may also be obtained via:

- Election Telephone Hotline: 810.469.5346.
- 24-Hour Fax (Within MI): 1.888.99.CLERK (request document number 6710).
- 24-Hour Fax (Outside of MI): 1.310.575.5035 (request document number 6710).

www.MCNTV.com

webmaster@mcntv.com

[Click here to return to race list](#)



County Commission 21st District
One 2-year term
Community Totals

View [summary report](#).

	LEONARD HAGGERTY (DEM)
Roseville	8,155

NEW: Make your own custom comparisons using our new analysis software, [FirstChart](#).

These same results may also be obtained via:

- Election Telephone Hotline: 810.469.5346.
- 24-Hour Fax (Within MI): 1.888.99.CLERK (request document number 6710).
- 24-Hour Fax (Outside of MI): 1.310.575.5035 (request document number 6710).

www.MCNTV.com

webmaster@mcntv.com

[Click here to return to race list](#)



County Commission 22nd District
One 2-year term
Precinct Breakdown

View [summary report](#).

	ROSEMARY C RACCHI (LIB)	ELIZABETH M SLINDE (DEM)
Eastpointe		
008	122	557
016	104	470
017	51	183
901	37	306
Roseville		
001	80	365
002	87	421
003	100	633
004	81	421
005	182	636
007	72	339
008	143	635
010	91	326
011	117	548
902	96	1,029

NEW: Make your own custom comparisons using our new analysis software, [FirstChart](#).

These same results may also be obtained via:

- Election Telephone Hotline: 810.469.5346.
- 24-Hour Fax (Within MI): 1.888.99.CLERK (request document number 6710).
- 24-Hour Fax (Outside of MI): 1.310.575.5035 (request document number 6710).

www.MCNTV.com

webmaster@mcntv.com

[Click here to return to race list](#)



County Commission 22nd District
One 2-year term
Community Totals

View [summary report](#).

	ROSEMARY C RACCHI (LIB)	ELIZABETH M SLINDE (DEM)
Eastpointe	314	1,516
Roseville	1,049	5,353

NEW: Make your own custom comparisons using our new analysis software, [FirstChart](#).

These same results may also be obtained via:

- Election Telephone Hotline: 810.469.5346.
- 24-Hour Fax (Within MI): 1.888.99.CLERK (request document number 6710).
- 24-Hour Fax (Outside of MI): 1.310.575.5035 (request document number 6710).

www.MCNTV.com

webmaster@mcntv.com

[Click here to return to race list](#)



County Commission 23rd District
One 2-year term
Precinct Breakdown

View [summary report](#).

	ROBERT M SAWICKI (DEM)	MARC E SCHOCKER (REP)
Eastpointe		
009	325	246
010	415	207
011	396	279
012	369	352
013	234	217
014	355	182
015A	455	205
901	517	312
St. Clair Shores		
001	698	1,058
002	584	613
005	777	598
006	697	626
036	538	668
Lake Township		
001	16	31

NEW: Make your own custom comparisons using our new analysis software, [FirstChart](#).

These same results may also be obtained via:

- Election Telephone Hotline: 810.469.5346.

- 24-Hour Fax (Within MI): 1.888.99.CLERK (request document number 6710).
- 24-Hour Fax (Outside of MI): 1.310.575.5035 (request document number 6710).

www.MCNTV.com

webmaster@mcntv.com

[Click here to return to race list](#)



County Commission 23rd District
One 2-year term
Community Totals

View [summary report](#).

	ROBERT M SAWICKI (DEM)	MARC E SCHOCKER (REP)
Eastpointe	3,066	2,000
St. Clair Shores	3,294	3,563
Lake Township	16	31

NEW: Make your own custom comparisons using our new analysis software, [FirstChart](#).

These same results may also be obtained via:

- Election Telephone Hotline: 810.469.5346.
- 24-Hour Fax (Within MI): 1.888.99.CLERK (request document number 6710).
- 24-Hour Fax (Outside of MI): 1.310.575.5035 (request document number 6710).

www.MCNTV.com

webmaster@mcntv.com

[Click here to return to race list](#)



County Commission 24th District
One 2-year term
Precinct Breakdown

View [summary report](#).

ROLAND R FRASCHETTI (REP)	
St. Clair Shores	
008	533
009	397
010	1,049
012	1,142
014	979
016	817
017	853
018	973
019	437
021	393
035	452

NEW: Make your own custom comparisons using our new analysis software, [FirstChart](#).

These same results may also be obtained via:

- Election Telephone Hotline: 810.469.5346.
- 24-Hour Fax (Within MI): 1.888.99.CLERK (request document number 6710).
- 24-Hour Fax (Outside of MI): 1.310.575.5035 (request document number 6710).

www.MCNTV.com

webmaster@mcntv.com

[Click here to return to race list](#)



County Commission 24th District
One 2-year term
Community Totals

View [summary report](#).

	ROLAND R FRASCHETTI (REP)
St. Clair Shores	8,025

NEW: Make your own custom comparisons using our new analysis software, [FirstChart](#).

These same results may also be obtained via:

- Election Telephone Hotline: 810.469.5346.
- 24-Hour Fax (Within MI): 1.888.99.CLERK (request document number 6710).
- 24-Hour Fax (Outside of MI): 1.310.575.5035 (request document number 6710).

www.MCNTV.com

webmaster@mcntv.com

[Click here to return to race list](#)



County Commission 25th District
One 2-year term
Precinct Breakdown

View [summary report](#).

	PEGGY A KENNARD (DEM)	DONALD J LOBSINGER (REP)
St. Clair Shores		
022	1,104	539
024	512	246
025	729	309
026	809	402
027	1,126	538
029	880	402
032	488	256
041	789	361
042	582	311
Harrison Township		
001	494	261
002	234	148
901	273	153

NEW: Make your own custom comparisons using our new analysis software, [FirstChart](#).

These same results may also be obtained via:

- Election Telephone Hotline: 810.469.5346.
- 24-Hour Fax (Within MI): 1.888.99.CLERK (request document number 6710).
- 24-Hour Fax (Outside of MI): 1.310.575.5035 (request document number 6710).

www.MCNTV.com

webmaster@mcntv.com

[Click here to return to race list](#)



County Commission 25th District
One 2-year term
Community Totals

View [summary report](#).

	PEGGY A KENNARD (DEM)	DONALD J LOBSINGER (REP)
St. Clair Shores	7,019	3,364
Harrison Township	1,001	562

NEW: Make your own custom comparisons using our new analysis software, [FirstChart](#).

These same results may also be obtained via:

- Election Telephone Hotline: 810.469.5346.
- 24-Hour Fax (Within MI): 1.888.99.CLERK (request document number 6710).
- 24-Hour Fax (Outside of MI): 1.310.575.5035 (request document number 6710).

www.MCNTV.com

webmaster@mcntv.com

[Click here to return to race list](#)

THE 2000 VOTE

Justice of the Supreme Court Regular term ending 1/1/2009 *Precinct Breakdown*

View [summary report](#).

	ROBERT W RODDIS	MARIETTA SEBREE ROBINSON	CLIFFORD W TAYLOR
Center Line			
001	39	187	281
002	30	161	128
003	78	203	318
004	22	133	177
005	24	182	157
901	88	245	309
Eastpointe			
001	27	348	282
002	44	234	210
003	46	194	269
004	47	278	358
005	72	376	374
006	55	137	215
007	29	218	302
008	56	301	280
009	50	193	242
010	26	236	260
011	71	254	240
012	65	212	306
013	34	156	181
014	40	205	199
015A	53	229	271
016	39	222	356
017	28	91	117

901	153	715	928
Fraser			
001	45	211	247
002	77	220	369
003	32	211	275
004	68	343	311
005	56	225	340
006	41	267	384
007	34	161	207
901	106	396	550
Memphis			
001	29	87	66
901	4	13	11
Mt. Clemens			
001	10	303	136
002	35	309	245
003	52	229	264
004	29	247	224
005	23	259	118
006	30	224	247
008	15	208	198
009	32	184	250
010	15	86	143
901	43	424	481
New Baltimore			
001	50	225	226
002	50	194	282
003	78	427	605
004	28	210	254
Richmond City			
001	59	224	394
002	31	203	355
901	25	110	191
Roseville			
001	49	151	227
002	40	185	259
003	65	326	239
004	59	170	284
005	57	310	395
007	46	172	182

008	99	259	388
009	46	223	302
010	37	161	187
011	68	192	354
012	35	184	265
013	36	185	195
014	37	139	219
015	61	316	368
016	74	339	389
017	62	199	325
018	30	212	247
019	34	185	199
020	54	168	295
022	49	279	355
023	49	253	241
901	217	530	922
902	69	432	538

St. Clair Shores

001	98	556	802
002	104	314	543
005	84	452	574
006	100	409	554
008	75	220	393
009	51	254	242
010	113	614	636
012	139	498	735
014	94	430	600
016	93	453	434
017	108	369	575
018	70	443	617
019	55	223	272
021	64	168	291
022	80	492	762
024	67	225	321
025	86	278	439
026	73	387	511
027	120	523	667
029	111	364	546
032	47	240	327
035	54	199	296

036	97	365	499
041	74	372	491
042	47	290	381
Sterling Heights			
001	53	295	364
002	92	243	399
003	42	254	428
004	59	328	399
005	80	218	406
006	24	225	281
007	13	93	92
008	46	93	234
009	56	254	476
010	38	168	215
011	71	273	409
012	30	244	306
013	39	218	241
014	48	151	251
015	33	222	340
016	44	232	268
017	77	151	364
018	39	234	411
019	50	261	329
020	91	245	458
021	26	173	233
022	26	201	218
023	48	126	260
024	40	203	260
025	65	273	368
026	50	216	428
027	45	251	393
028	75	324	362
029	68	138	265
030	23	209	392
031	54	312	359
032	88	217	463
033	45	241	390
034	65	331	433
035	50	161	225
036	26	163	162

037	32	193	287
038	70	179	405
039	42	196	343
040	56	347	434
041	96	224	455
042	14	117	153
043	82	356	402
044	45	107	173
045	36	179	337
046	41	219	267
047	49	148	217
048	32	229	293
049	42	209	287
050	78	207	503
051	27	147	327
052	26	106	202
901	122	352	660
902	52	267	459
903	165	633	889
904	160	520	865
905	65	300	467
906	166	862	1,011
907	92	250	439
Utica			
001	15	97	149
002	32	199	269
003	34	149	181
901	23	122	181
Warren			
001	49	105	38
002	56	126	148
003	11	160	78
004	98	228	94
006	23	104	103
008	10	178	112
010	80	192	88
011	37	58	115
012	12	185	120
013	90	164	71
015	13	111	77

016	57	87	39
017	36	80	100
018	11	114	80
020	51	113	44
021	26	60	82
022	7	107	53
023	58	114	61
024	65	89	166
026	11	118	75
027	5	82	55
028	24	64	97
029	19	210	167
032	69	136	72
033	32	77	96
034	19	207	127
036	83	183	65
037	40	79	126
038	62	120	52
039	46	53	122
040	15	127	116
041	64	109	46
042	65	123	164
043	17	20	37
045	47	112	50
046	68	104	205
047	1	62	69
048	93	161	109
049	54	60	122
050	9	199	178
052	68	126	60
053	9	203	194
055	29	126	60
056	69	83	146
058	10	197	209
060	8	148	160
061	68	181	116
062	49	94	171
063	74	146	84
064	58	106	186
066	9	132	133

067	62	215	144
068	10	155	153
069	66	160	84
070	14	218	199
071	54	129	79
072	44	73	141
072A	28	129	93
073	11	198	166
074	99	260	172
076	10	225	177
078	63	139	101
080	72	87	198
081	37	61	97
082	4	160	187
084	103	217	139
085	65	96	217
086	14	253	272
088	45	178	78
090	59	82	152
092	10	106	124
093	99	220	129
094	76	136	254
096	11	139	126
097	56	161	128
098	43	75	160
099	28	43	97
099A	9	165	173
100	48	118	72
101	61	81	184
102	8	135	129
103	67	161	108
105	82	99	227
106	9	172	203
108	94	247	142
109	71	114	225
110	14	204	211
901	154	579	758
902	54	121	171
903	21	132	152
904	60	240	303

905	236	704	1,065
906	85	410	465
907	175	635	850
908	358	885	1,555
Armada Township			
001	90	428	567
002	79	176	394
Bruce Township			
001	16	178	291
002	45	272	431
003	80	195	374
004	16	110	212
901	49	235	357
Chesterfield Township			
001	66	293	302
002	81	236	396
003	70	319	556
004	38	129	182
005	57	202	376
006	34	169	273
007	52	227	340
008	94	239	394
009	51	244	387
010	46	197	285
011	110	270	503
012	45	234	338
013	50	172	253
014	65	163	335
015	15	114	132
901	148	517	742
902	51	178	271
Clinton Township			
001	135	573	739
002	38	132	191
003	46	296	296
004	78	398	419
005	33	180	185
006	53	348	411
007	50	182	211
008	72	238	363

009	32	186	256
010	76	368	477
011	66	256	296
012	27	175	182
013	87	270	283
014	26	141	174
015	41	241	348
016	52	244	317
017	73	267	328
018	47	251	370
019	77	210	393
020	62	209	241
021	24	251	205
022	65	343	358
023	101	329	607
024	51	214	312
025	82	357	402
026	106	302	532
030	45	310	342
031	68	241	339
032	49	147	301
033	65	385	474
035	123	436	537
036	81	262	407
037	75	366	467
038	104	593	826
039	127	344	615
040	30	139	196
041	75	267	382
042	92	285	445
043	15	75	163
044	77	307	446
045	124	374	667
046	47	162	365
Harrison Township			
001	48	250	308
002	22	114	175
003	37	184	255
004	63	291	384
005	66	190	371

006	35	244	364
007	63	249	329
008	20	66	104
009	15	150	267
010	29	200	190
011	53	177	251
012	23	90	107
901	32	121	214
902	146	554	978

Lake Township

001	1	12	26
-----	---	----	----

Lenox Township

001	39	215	319
002	59	297	359
003	60	234	341

Macomb Township

001	62	358	768
002	49	315	327
003	114	243	590
004	39	296	525
005	62	271	358
006	53	137	258
007	50	256	529
008	58	313	307
009	77	173	424
010	45	195	269
011	40	198	268
012	57	151	342
013	37	195	395
014	55	214	307
015	91	290	569
016	22	145	333
017	82	432	568
018	52	159	246
901	203	1,183	1,845

Ray Township

001	55	138	105
002	88	91	251
901	35	143	228

Richmond Township

001	103	417	583
Shelby Township			
001	62	246	387
002	84	233	431
003	37	124	226
004	53	227	306
005	55	173	264
006	44	212	283
007	59	236	345
008	33	118	206
009	36	188	275
010	36	191	277
011	68	207	313
012	42	144	297
013	39	122	180
014	46	112	242
015	27	123	265
016	55	219	347
017	84	195	332
018	16	93	193
019	57	152	289
020	38	104	169
021	35	184	279
022	58	288	473
023	66	162	431
024	43	214	460
025	53	252	394
026	53	168	252
027	29	178	285
028	40	239	306
029	34	108	202
901	91	381	634
902	408	1,468	2,575
Washington Township			
001	75	214	150
002	157	141	252
003	9	167	296
004	101	273	179
005	155	160	291
006	21	258	497

008	109	369	234
901	160	520	950

NEW: Make your own custom comparisons using our new analysis software, [FirstChart](#).

These same results may also be obtained via:

- Election Telephone Hotline: 810.469.5346.
- 24-Hour Fax (Within MI): 1.888.99.CLERK (request document number 6710).
- 24-Hour Fax (Outside of MI): 1.310.575.5035 (request document number 6710).

www.MCNTV.com

webmaster@mcntv.com

[Click here to return to race list](#)



Justice of the Supreme Court
 Regular term ending 1/1/2009
 Community Totals

View [summary.aspx](#)

	E THOMAS FITZGERALD	FERRY J KAUFMAN	STEPHEN J MARKMAN	EDWARD MCCALL THOMAS	DAVID H RAAFLAUB	ROBERT W RODDIS	MARIETTA SERRIE ROBINSON	CLIFFORD W TAYLOR	ROBERT YOUNG
Center Line	1,180	360	1,447	1,117	161	281	1,111	1,370	1,212
Eastpointe	4,873	1,175	5,773	4,445	596	935	4,599	5,390	4,915
Fraser	2,007	563	2,842	1,872	266	459	2,034	2,683	2,534
Memphis	100	43	128	50	30	33	100	77	81
Mt. Clemens	2,412	432	2,423	2,325	237	284	2,473	2,306	2,251
New Baltimore	1,095	276	1,444	1,010	131	206	1,056	1,367	1,256
Richmond City	562	184	869	620	100	115	537	940	853
Roseville	5,989	1,799	7,768	5,651	803	1,373	5,570	7,375	6,692
St. Clair Shores	10,074	2,638	12,781	8,852	1,317	2,104	9,138	12,508	10,854
Sterling Heights	14,776	4,199	23,044	13,750	2,050	3,409	14,288	21,757	20,483
Ulca	609	127	762	444	204	104	367	780	714
Warren	16,274	5,714	17,817	14,230	4,016	4,873	15,440	16,196	15,389
Armada Township	630	196	1,021	591	104	169	604	961	898
Bruce Township	972	272	1,747	920	141	206	990	1,665	1,623
Chesterfield Township	4,235	1,266	6,278	4,004	614	1,073	3,903	6,065	5,530
Clinton Township	12,770	3,153	16,386	11,309	1,718	2,797	11,654	15,868	14,171
Harrison Township	2,981	838	4,315	2,812	432	652	2,880	4,297	3,864
Lake Township	7	5	24	10	3	1	12	26	29
Lenox Township	734	227	1,027	738	115	158	746	1,019	971
Micomb Township	6,021	1,569	9,290	5,761	683	1,248	5,524	9,228	8,423
Ray Township	357	192	598	383	144	178	372	584	605
Richmond Township	448	118	671	340	74	103	417	583	532
Shelby Township	7,307	2,098	12,184	6,895	1,136	1,881	7,061	11,918	11,086
Washington Township	2,091	894	3,045	1,954	686	787	2,102	2,849	2,816

NEW: Make your own custom comparisons using our new analysis software, [EzraChart](#).

These same results may also be obtained via:

- Election Telephone Hotline: 810.469.5346.
- 24-Hour Fax (Within MI): 1.888.99.CLERK (request document number 6710).
- 24-Hour Fax (Outside of MI): 1.310.575.5035 (request document number 6710).

www.MCNTV.com
www.electioninmcm.com

[Click here to return to race list](#)

THE 2000 VOTE

Justice of the Supreme Court (Incumbent) One partial term ending 1/1/2005 *Precinct Breakdown*

View [summary report](#).

	STEPHEN J MARKMAN	EDWARD MCCALL THOMAS	DAVID H RAAFLAUB
Center Line			
001	290	194	21
002	165	121	27
003	294	241	46
004	177	126	16
005	194	153	21
901	327	282	30
Eastpointe			
001	310	310	30
002	266	192	25
003	233	236	25
004	367	270	33
005	468	312	50
006	193	181	29
007	292	237	22
008	345	251	35
009	226	220	32
010	286	214	18
011	296	220	42
012	296	247	36
013	190	156	22
014	236	159	37
015A	280	242	25
016	320	251	27
017	144	81	12

901	1,025	666	96
Fraser			
001	278	179	40
002	349	256	40
003	284	222	12
004	366	258	60
005	329	239	34
006	415	217	27
007	248	117	26
901	573	384	47
Memphis			
001	115	38	27
901	13	12	3
Mt. Clemens			
001	176	252	12
002	289	260	29
003	259	237	35
004	225	236	32
005	137	231	30
006	226	241	19
008	212	189	11
009	266	175	24
010	144	85	14
901	489	419	31
New Baltimore			
001	288	178	27
002	266	217	32
003	602	438	46
004	288	177	26
Richmond City			
001	333	295	45
002	334	220	31
901	202	105	24
Roseville			
001	206	189	27
002	261	202	17
003	322	266	39
004	271	209	23
005	422	311	39
007	224	139	34

008	372	290	61
009	302	243	20
010	216	139	35
011	318	256	40
012	285	180	20
013	250	142	26
014	196	164	29
015	389	302	39
016	471	281	52
017	318	225	35
018	261	210	19
019	225	156	29
020	299	200	27
022	373	282	24
023	318	187	37
901	921	637	91
902	548	441	40
St. Clair Shores			
001	915	446	65
002	549	328	52
005	573	439	68
006	591	372	65
008	363	263	40
009	268	233	29
010	722	505	93
012	728	522	71
014	598	425	65
016	510	382	49
017	527	413	54
018	604	412	50
019	284	209	40
021	275	201	26
022	752	492	56
024	363	192	41
025	415	321	48
026	473	427	37
027	739	419	96
029	489	440	59
032	342	224	23
035	326	190	30

036	507	349	66
041	475	380	40
042	393	268	54
Sterling Heights			
001	437	218	45
002	396	283	42
003	383	289	33
004	477	256	41
005	395	259	46
006	274	227	20
007	127	59	9
008	225	117	33
009	457	287	29
010	258	130	24
011	402	306	39
012	312	230	23
013	293	182	20
014	239	191	25
015	355	220	25
016	318	181	38
017	343	206	40
018	434	222	23
019	384	211	38
020	449	272	49
021	224	180	20
022	263	157	17
023	247	148	28
024	266	218	16
025	448	217	40
026	423	232	30
027	386	265	27
028	439	262	50
029	274	161	35
030	381	214	22
031	429	237	44
032	462	255	40
033	376	252	28
034	524	242	43
035	221	168	32
036	186	150	9

037	352	130	23
038	396	219	34
039	317	216	39
040	507	264	45
041	415	301	54
042	148	110	11
043	482	283	63
044	151	150	17
045	335	190	19
046	336	155	23
047	208	162	31
048	277	243	16
049	332	161	37
050	487	250	35
051	291	188	16
052	224	84	20
901	680	374	69
902	459	280	25
903	1,037	552	68
904	935	504	91
905	493	296	31
906	1,206	681	124
907	469	253	36
Utica			
001	103	12	141
002	288	167	26
003	187	136	28
901	184	129	9
Warren			
001	65	72	51
002	94	181	57
003	122	101	15
004	196	119	97
006	60	155	21
008	145	132	14
010	166	99	85
011	58	118	36
012	160	132	10
013	165	72	86
015	102	78	15

016	90	24	49
017	66	112	33
018	122	84	10
020	101	56	49
021	51	88	26
022	93	59	10
023	95	70	59
024	85	180	52
026	119	84	11
027	73	66	4
028	52	102	19
029	224	132	17
032	126	64	59
033	65	117	35
034	164	153	18
036	169	91	83
037	51	131	45
038	104	67	60
039	63	102	48
040	137	98	14
041	105	45	56
042	125	206	61
043	22	37	12
045	112	55	53
046	115	200	58
047	80	52	2
048	184	83	89
049	58	130	44
050	218	148	12
052	115	62	66
053	248	151	10
055	123	58	29
056	87	150	56
058	229	166	14
060	158	143	5
061	192	115	60
062	89	175	48
063	159	73	66
064	123	176	51
066	141	116	11

067	251	101	62
068	174	134	10
069	167	74	71
070	213	191	15
071	138	70	53
072	100	121	38
072A	53	161	30
073	205	172	9
074	299	136	90
076	214	185	8
078	173	67	59
080	131	162	64
081	51	110	36
082	184	154	7
084	239	121	92
085	123	200	54
086	265	242	16
088	157	81	50
090	99	144	46
092	124	105	8
093	263	96	93
094	133	260	73
096	130	128	13
097	208	91	52
098	103	138	35
099	62	89	20
099A	167	162	13
100	131	61	39
101	106	165	56
102	135	130	6
103	177	91	60
105	146	182	71
106	210	172	10
108	259	124	84
109	138	202	63
110	233	179	11
901	885	515	82
902	175	136	29
903	167	128	10
904	331	231	34

905	1,103	754	101
906	499	411	36
907	1,027	548	69
908	1,603	1,026	147
Armada Township			
001	652	361	61
002	369	230	43
Bruce Township			
001	289	167	23
002	471	220	37
003	357	229	39
004	215	107	10
901	415	197	32
Chesterfield Township			
001	407	207	38
002	378	287	45
003	540	359	37
004	207	116	23
005	356	240	32
006	267	193	16
007	376	197	32
008	367	304	45
009	369	272	31
010	338	137	40
011	478	330	66
012	346	230	33
013	287	148	39
014	302	215	35
015	132	108	17
901	849	471	66
902	279	190	19
Clinton Township			
001	827	466	84
002	187	142	20
003	323	253	43
004	416	361	76
005	135	221	23
006	414	341	28
007	230	167	38
008	335	286	31

009	251	185	19
010	544	310	39
011	300	251	38
012	208	147	19
013	297	265	67
014	161	146	17
015	323	260	29
016	340	221	40
017	315	292	35
018	370	237	38
019	405	216	35
020	246	223	39
021	232	202	24
022	410	281	46
023	607	351	56
024	339	191	27
025	439	308	56
026	507	349	60
030	348	297	28
031	349	215	57
032	294	162	25
033	478	371	36
035	621	393	64
036	391	289	63
037	482	373	40
038	949	487	50
039	619	405	54
040	196	139	22
041	421	241	48
042	419	314	52
043	158	85	8
044	489	259	51
045	654	418	74
046	357	189	19
Harrison Township			
001	330	213	33
002	176	102	15
003	239	207	29
004	412	248	54
005	340	224	40

006	344	247	28
007	353	231	42
008	78	98	10
009	243	146	22
010	227	150	21
011	247	198	20
012	109	81	21
901	227	108	19
902	990	559	78
Lake Township			
001	24	10	3
Lenox Township			
001	307	214	33
002	403	263	35
003	317	261	47
Macomb Township			
001	700	428	35
002	410	251	28
003	532	353	47
004	487	354	22
005	422	222	38
006	253	166	21
007	481	325	22
008	402	227	44
009	369	245	44
010	255	215	29
011	319	146	27
012	320	187	30
013	362	231	25
014	364	163	32
015	551	336	46
016	275	193	15
017	715	289	53
018	229	199	29
901	1,844	1,231	96
Ray Township			
001	203	50	48
002	148	200	84
901	247	133	12
Richmond Township			

001	671	340	74
Shelby Township			
001	436	194	47
002	406	275	43
003	209	145	29
004	335	192	39
005	239	209	29
006	275	224	33
007	385	204	33
008	193	130	18
009	288	166	23
010	288	153	36
011	296	225	38
012	257	190	33
013	196	109	22
014	226	133	31
015	230	151	14
016	391	176	31
017	328	235	39
018	170	106	9
019	296	135	51
020	168	122	18
021	257	186	30
022	513	230	44
023	430	193	30
024	408	245	29
025	443	186	39
026	232	192	25
027	271	184	19
028	349	177	30
029	185	120	19
901	658	375	48
902	2,826	1,333	207
Washington Township			
001	241	120	77
002	190	226	131
003	245	220	17
004	337	119	95
005	202	243	141
006	356	366	30

008	469	143	104
901	1,005	517	91

NEW: Make your own custom comparisons using our new analysis software, [FirstChart](#).

These same results may also be obtained via:

- Election Telephone Hotline: 810.469.5346.
- 24-Hour Fax (Within MI): 1.888.99.CLERK (request document number 6710).
- 24-Hour Fax (Outside of MI): 1.310.575.5035 (request document number 6710).

www.MCNTV.com

webmaster@mcntv.com



Justice of the Supreme Court (Incumbent)
 One partial term ending 1/1/2005
 Community Totals

View [summary report](#)

	E THOMAS FITZGERALD	FERRY J KAUFMAN	STEPHEN J MARKMAN	EDWARD MCCALL THOMAS	DAVID H RAAFLAUB	ROBERT W RODDIS	MARIETTA SERRÉE ROBINSON	CLIFFORD W TAYLOR	ROBERT YOUNG
Center Line	1,180	360	1,447	1,117	161	281	1,111	1,370	1,212
Eastpointe	4,873	1,175	5,773	4,445	596	935	4,599	5,390	4,915
Fraser	2,007	563	2,842	1,872	286	459	2,034	2,683	2,534
Memphis	100	43	128	50	30	33	100	77	81
Mt. Clemens	2,412	432	2,423	2,325	237	284	2,473	2,306	2,251
New Baltimore	1,095	276	1,444	1,010	131	206	1,056	1,367	1,256
Richmond City	562	184	869	620	100	115	537	940	853
Roseville	5,989	1,799	7,768	5,651	803	1,373	5,570	7,375	6,692
St. Clair Shores	10,074	2,638	12,781	8,852	1,317	2,104	9,138	12,508	10,854
Sterling Heights	14,776	4,199	23,044	13,750	2,050	3,409	14,288	21,757	20,483
Ulca	609	127	762	444	204	104	367	780	714
Warren	16,274	5,714	17,817	14,230	4,016	4,873	15,440	16,196	15,389
Armada Township	630	196	1,021	591	104	169	604	961	898
Bruce Township	972	272	1,747	920	141	206	990	1,665	1,623
Chesterfield Township	4,235	1,266	6,278	4,004	614	1,073	3,903	6,065	5,530
Clinton Township	12,770	3,153	16,386	11,309	1,718	2,797	11,654	15,868	14,171
Harrison Township	2,981	838	4,315	2,812	432	652	2,880	4,297	3,864
Lake Township	7	5	24	10	3	1	12	26	29
Lenox Township	734	227	1,027	738	115	158	746	1,019	971
Macomb Township	6,021	1,569	9,290	5,761	683	1,248	5,524	9,228	8,423
Ray Township	357	192	598	383	144	178	372	584	605
Richmond Township	448	118	671	340	74	103	417	583	532
Shelby Township	7,307	2,098	12,184	6,895	1,136	1,881	7,061	11,918	11,086
Washington Township	2,091	894	3,045	1,954	686	787	2,102	2,849	2,816

NEW: Make your own custom comparisons using our new analysis software, [EzraChart](#).

These same results may also be obtained via:

- Election Telephone Hotline: 810.469.5346.
- 24-Hour Fax (Within MI): 1.888.99.CLERK (request document number 6710).
- 24-Hour Fax (Outside of MI): 1.310.575.5035 (request document number 6710).

www.MCNTV.com
www.electioninmcm.com

[Click here to return to race list](#)



Justice of the Supreme Court (Incumbent)
One partial term ending 1/1/2003
Precinct Breakdown

View [summary report](#).

	E THOMAS FITZGERALD	JERRY J KAUFMAN	ROBERT YOUNG
Center Line			
001	208	43	255
002	155	45	116
003	226	89	271
004	141	32	154
005	187	40	139
901	263	111	277
Eastpointe			
001	343	51	271
002	243	51	196
003	199	65	242
004	328	63	297
005	404	101	327
006	168	52	186
007	251	43	265
008	301	79	261
009	229	48	205
010	242	43	245
011	269	69	222
012	205	70	308
013	162	46	167
014	189	60	195
015A	222	48	288
016	254	53	315
017	93	27	112

901	771	206	813
Fraser			
001	220	66	214
002	229	92	348
003	229	45	250
004	346	70	290
005	228	85	309
006	222	45	414
007	178	40	180
901	355	120	529
Memphis			
001	87	38	71
901	13	5	10
Mt. Clemens			
001	274	24	155
002	292	45	257
003	211	68	255
004	255	39	206
005	248	41	117
006	228	42	235
008	210	29	183
009	213	35	229
010	76	24	147
901	405	85	467
New Baltimore			
001	226	64	207
002	200	79	256
003	466	80	543
004	203	53	250
Richmond City			
001	221	98	356
002	221	43	322
901	120	43	175
Roseville			
001	177	62	190
002	197	50	247
003	348	57	240
004	213	61	242
005	343	75	364
007	178	48	172

008	282	123	336
009	258	43	280
010	180	53	164
011	212	94	307
012	201	59	232
013	186	54	184
014	147	51	200
015	313	75	350
016	337	101	385
017	234	74	279
018	229	49	233
019	197	47	177
020	180	69	288
022	305	80	315
023	234	67	238
901	594	270	804
902	444	137	465

St. Clair Shores

001	590	131	743
002	350	123	466
005	500	127	484
006	467	110	480
008	254	87	333
009	280	57	210
010	639	168	550
012	533	144	668
014	480	104	547
016	470	117	396
017	399	126	503
018	489	88	530
019	236	81	232
021	195	75	244
022	546	134	645
024	259	71	280
025	307	106	379
026	465	115	386
027	550	153	603
029	446	121	437
032	269	53	280
035	231	56	263

036	364	110	468
041	443	90	414
042	312	91	313
Sterling Heights			
001	285	78	348
002	261	114	367
003	295	70	348
004	327	78	379
005	246	97	373
006	227	48	260
007	82	26	92
008	130	43	210
009	271	54	465
010	180	46	199
011	297	91	384
012	244	50	273
013	221	53	223
014	163	53	236
015	229	47	323
016	245	47	256
017	188	78	337
018	226	47	419
019	260	60	324
020	238	102	439
021	172	35	228
022	192	50	202
023	141	56	242
024	236	38	232
025	270	68	375
026	209	65	422
027	249	68	365
028	310	79	370
029	160	65	253
030	209	43	375
031	343	63	333
032	215	100	441
033	239	71	357
034	342	84	398
035	158	57	213
036	140	38	176

037	182	49	278
038	207	68	391
039	222	60	297
040	349	90	390
041	263	107	406
042	126	20	130
043	344	93	401
044	130	43	152
045	216	37	300
046	213	73	235
047	153	55	203
048	219	42	286
049	223	40	280
050	216	77	490
051	183	39	279
052	122	35	174
901	369	149	619
902	294	80	420
903	671	210	811
904	488	194	864
905	315	76	436
906	831	219	964
907	240	81	440
Utica			
001	108	25	129
002	227	34	234
003	138	39	182
901	136	29	169
Warren			
001	111	59	39
002	133	67	140
003	179	13	77
004	246	114	90
006	113	35	97
008	213	13	92
010	203	88	93
011	68	48	112
012	207	9	109
013	176	93	50
015	114	20	68

016	77	66	40
017	67	50	96
018	139	19	73
020	119	50	41
021	63	46	67
022	110	13	48
023	115	60	69
024	110	74	168
026	121	13	85
027	84	3	59
028	67	32	94
029	218	20	160
032	128	84	67
033	79	36	96
034	214	28	110
036	188	99	62
037	72	58	126
038	126	64	32
039	56	59	117
040	126	19	113
041	113	63	50
042	124	80	215
043	22	22	32
045	105	68	71
046	111	85	198
047	71	6	67
048	175	99	108
049	51	61	87
050	211	15	162
052	115	79	62
053	210	12	195
055	117	42	60
056	86	67	149
058	207	16	199
060	166	10	155
061	210	66	110
062	103	65	158
063	149	78	81
064	102	71	183
066	136	13	134

067	213	73	136
068	172	11	153
069	175	73	83
070	227	26	186
071	135	68	80
072	77	59	129
072A	119	33	93
073	203	12	165
074	276	104	169
076	228	13	176
078	142	68	99
080	93	97	178
081	51	50	108
082	173	11	172
084	232	105	126
085	96	68	225
086	259	22	257
088	171	53	80
090	89	65	146
092	115	14	117
093	225	116	131
094	125	118	241
096	133	19	123
097	163	61	123
098	64	62	159
099	47	35	90
099A	171	12	161
100	126	44	74
101	82	76	170
102	141	11	125
103	182	75	103
105	101	105	225
106	178	20	193
108	277	92	143
109	111	80	232
110	210	15	205
901	704	169	658
902	127	62	156
903	126	28	152
904	264	72	261

905	734	274	979
906	431	101	438
907	680	185	791
908	1,000	387	1,412
Armada Township			
001	445	108	524
002	185	88	374
Bruce Township			
001	165	36	278
002	272	62	412
003	204	99	347
004	110	15	214
901	221	60	372
Chesterfield Township			
001	303	74	293
002	272	93	358
003	364	70	506
004	145	38	171
005	210	91	332
006	202	37	239
007	239	54	318
008	257	103	362
009	278	71	338
010	208	61	256
011	300	141	438
012	246	56	320
013	171	50	259
014	180	76	297
015	116	26	116
901	566	160	674
902	178	65	253
Clinton Township			
001	607	159	648
002	143	40	175
003	322	58	265
004	427	105	349
005	185	33	186
006	336	83	393
007	209	55	183
008	274	74	311

009	222	35	220
010	378	84	442
011	250	63	289
012	181	31	171
013	312	86	232
014	161	33	144
015	269	59	297
016	242	72	290
017	297	76	286
018	277	67	330
019	255	72	348
020	243	66	204
021	222	54	195
022	358	96	301
023	371	107	548
024	214	60	293
025	381	97	349
026	340	104	493
030	321	54	318
031	292	59	293
032	150	48	277
033	422	91	401
035	490	125	489
036	281	111	361
037	396	88	425
038	655	107	762
039	413	122	543
040	168	45	155
041	316	71	331
042	316	98	393
043	93	16	149
044	337	79	409
045	442	121	595
046	202	49	328
Harrison Township			
001	270	68	261
002	108	34	158
003	195	50	221
004	309	76	335
005	214	72	319

006	265	52	318
007	268	73	302
008	79	25	83
009	146	27	253
010	179	56	173
011	174	62	246
012	92	25	101
901	133	31	191
902	549	187	903

Lake Township

001	7	5	29
-----	---	---	----

Lenox Township

001	209	61	303
002	304	68	340
003	221	98	328

Macomb Township

001	390	81	706
002	331	64	317
003	284	127	538
004	343	57	480
005	301	75	318
006	155	58	235
007	306	57	475
008	320	68	300
009	187	87	402
010	224	42	235
011	217	52	230
012	158	59	322
013	234	43	352
014	253	55	268
015	269	123	557
016	184	22	280
017	459	95	531
018	178	75	222
901	1,228	329	1,655

Ray Township

001	139	63	109
002	84	98	259
901	134	31	237

Richmond Township

001	448	118	532
Shelby Township			
001	273	61	350
002	246	84	407
003	146	40	190
004	230	62	288
005	171	77	236
006	208	53	279
007	247	71	312
008	117	42	191
009	200	33	262
010	201	56	231
011	214	81	289
012	169	49	260
013	132	30	175
014	117	53	223
015	132	31	235
016	215	57	330
017	201	71	324
018	102	17	170
019	165	65	262
020	110	55	162
021	175	43	263
022	297	78	433
023	182	62	407
024	259	40	400
025	262	68	353
026	184	45	231
027	210	32	250
028	215	56	292
029	106	35	188
901	347	120	620
902	1,474	431	2,473
Washington Township			
001	212	83	154
002	129	162	275
003	179	19	283
004	278	110	189
005	143	168	291
006	242	32	488

008	382	121	227
901	526	199	909

NEW: Make your own custom comparisons using our new analysis software, [FirstChart](#).

These same results may also be obtained via:

- Election Telephone Hotline: 810.469.5346.
- 24-Hour Fax (Within MI): 1.888.99.CLERK (request document number 6710).
- 24-Hour Fax (Outside of MI): 1.310.575.5035 (request document number 6710).

www.MCNTV.com

webmaster@mcntv.com

[Click here to return to race list](#)



Justice of the Supreme Court (Incumbent)
 One partial term ending 1/1/2003
 Community Totals

View [summary report](#)

	E THOMAS FITZGERALD	FERRY J KAUFMAN	STEPHEN J MARKMAN	EDWARD MCCALL THOMAS	DAVID H RAAFLAUB	ROBERT W RODDIS	MARIETTA SERRIE ROBINSON	CLIFFORD W TAYLOR	ROBERT YOUNG
Center Line	1,180	360	1,447	1,117	161	281	1,111	1,370	1,212
Eastpointe	4,873	1,175	5,773	4,445	596	935	4,599	5,390	4,915
Fraser	2,007	563	2,842	1,872	286	459	2,034	2,683	2,534
Memphis	100	43	128	50	30	33	100	77	81
Mt. Clemens	2,412	432	2,423	2,325	237	284	2,473	2,306	2,251
New Baltimore	1,095	276	1,444	1,010	131	206	1,056	1,367	1,256
Richmond City	562	184	869	620	100	115	537	940	853
Roseville	5,989	1,799	7,768	5,651	803	1,373	5,570	7,375	6,692
St. Clair Shores	10,074	2,638	12,781	8,852	1,317	2,104	9,138	12,508	10,854
Sterling Heights	14,776	4,199	23,044	13,750	2,050	3,409	14,288	21,757	20,483
Ulca	609	127	762	444	204	104	367	780	714
Warren	16,274	5,714	17,817	14,230	4,016	4,873	15,440	16,196	15,389
Armada Township	630	196	1,021	591	104	169	604	961	898
Bruce Township	972	272	1,747	920	141	206	990	1,665	1,623
Chesterfield Township	4,235	1,266	6,278	4,004	614	1,073	3,903	6,065	5,530
Clinton Township	12,770	3,153	16,386	11,309	1,718	2,797	11,654	15,868	14,171
Harrison Township	2,981	838	4,315	2,812	432	652	2,880	4,297	3,864
Lake Township	7	5	24	10	3	1	12	26	29
Lenox Township	734	227	1,027	738	115	158	746	1,019	971
Macomb Township	6,021	1,569	9,290	5,761	683	1,248	5,524	9,228	8,423
Ray Township	357	192	598	383	144	178	372	584	605
Richmond Township	448	118	671	340	74	103	417	583	532
Shelby Township	7,307	2,098	12,184	6,895	1,136	1,881	7,061	11,918	11,086
Washington Township	2,091	894	3,045	1,954	686	787	2,102	2,849	2,816

NEW: Make your own custom comparisons using our new analysis software, [EzraChart](#).

These same results may also be obtained via:

- Election Telephone Hotline: 810.469.5346.
- 24-Hour Fax (Within MI): 1.888.99.CLERK (request document number 6710).
- 24-Hour Fax (Outside of MI): 1.310.575.5035 (request document number 6710).

www.MCNTV.com
www.electioninmcm.com

[Click here to return to race list](#)



2nd Court of Appeals Judge (Incumbent)

Two 6-year terms

Precinct Breakdown

View [summary report](#).

	HILDA GAGE	KATHLEEN JANSEN
Center Line		
001	288	370
002	173	230
003	319	435
004	184	246
005	174	262
901	419	524
Eastpointe		
001	324	488
002	255	365
003	218	381
004	362	515
005	397	582
006	201	317
007	293	407
008	290	445
009	241	369
010	285	389
011	266	413
012	286	415
013	182	279
014	242	319
015A	256	410
016	294	429
017	131	177

901	1,103	1,419
Fraser		
001	261	381
002	326	495
003	271	393
004	330	496
005	305	474
006	341	461
007	210	290
901	647	862
Memphis		
001	95	117
901	17	23
Mt. Clemens		
001	248	375
002	315	454
003	277	400
004	251	364
005	187	318
006	255	396
008	226	321
009	235	345
010	117	181
901	604	835
New Baltimore		
001	275	393
002	280	395
003	598	846
004	255	377
Richmond City		
001	345	520
002	300	430
901	209	255
Roseville		
001	217	334
002	254	365
003	296	493
004	254	400
005	383	581
007	225	321

008	386	560
009	315	450
010	208	285
011	313	473
012	263	384
013	205	316
014	197	308
015	366	565
016	441	637
017	287	463
018	254	388
019	207	322
020	268	405
022	363	548
023	261	419
901	1,057	1,378
902	676	811
St. Clair Shores		
001	750	944
002	440	609
005	512	710
006	505	690
008	312	443
009	233	343
010	635	930
012	628	874
014	510	726
016	436	692
017	480	706
018	550	720
019	245	363
021	244	368
022	625	878
024	278	396
025	344	522
026	436	640
027	637	912
029	466	701
032	300	402
035	274	360

036	456	632
041	451	632
042	316	491
Sterling Heights		
001	373	502
002	374	490
003	394	519
004	419	572
005	386	505
006	294	376
007	104	143
008	214	274
009	453	543
010	212	284
011	381	550
012	322	397
013	270	365
014	239	333
015	337	424
016	297	395
017	318	399
018	410	490
019	355	460
020	428	594
021	249	325
022	243	332
023	222	326
024	274	357
025	404	488
026	372	489
027	377	493
028	407	560
029	262	371
030	340	444
031	380	511
032	396	550
033	370	491
034	460	598
035	225	303
036	188	265

037	283	359
038	379	452
039	302	417
040	469	613
041	402	538
042	162	206
043	435	595
044	151	228
045	303	389
046	303	378
047	210	300
048	265	391
049	273	347
050	429	552
051	296	313
052	177	213
901	742	857
902	511	596
903	1,094	1,324
904	1,010	1,190
905	522	657
906	1,283	1,634
907	502	594
Utica		
001	133	180
002	273	340
003	170	262
901	210	259
Warren		
001	75	91
002	138	174
003	107	115
004	197	245
006	91	118
008	118	152
010	185	222
011	85	108
012	149	170
013	161	190
015	80	109

016	74	106
017	88	117
018	86	117
020	92	133
021	76	114
022	55	86
023	106	152
024	146	196
026	104	127
027	61	86
028	62	84
029	165	207
032	133	165
033	89	116
034	164	205
036	160	205
037	102	143
038	110	159
039	98	131
040	112	138
041	105	130
042	197	245
043	34	50
045	95	146
046	165	206
047	58	67
048	169	233
049	111	143
050	172	203
052	110	144
053	187	241
055	116	140
056	142	175
058	214	270
060	160	190
061	169	237
062	132	175
063	160	185
064	153	197
066	120	176

067	207	272
068	162	198
069	146	170
070	205	260
071	140	169
072	124	158
072A	105	129
073	173	193
074	279	314
076	169	221
078	125	170
080	181	215
081	94	114
082	167	216
084	225	266
085	173	200
086	238	284
088	166	198
090	139	181
092	122	162
093	236	289
094	198	261
096	131	163
097	192	239
098	110	146
099	73	102
099A	188	235
100	82	142
101	153	189
102	127	164
103	183	220
105	207	247
106	169	215
108	256	312
109	180	245
110	194	248
901	1,011	1,200
902	218	280
903	207	257
904	390	466

905	1,244	1,530
906	627	768
907	1,083	1,289
908	1,766	2,224
Armada Township		
001	633	776
002	362	462
Bruce Township		
001	270	347
002	412	515
003	373	479
004	203	254
901	461	526
Chesterfield Township		
001	337	498
002	349	543
003	502	694
004	184	246
005	324	492
006	227	367
007	320	456
008	330	551
009	352	489
010	293	422
011	458	710
012	304	456
013	235	350
014	247	419
015	135	202
901	874	1,117
902	316	418
Clinton Township		
001	731	1,014
002	175	255
003	289	471
004	396	627
005	139	302
006	390	549
007	218	327
008	322	440

009	207	323
010	488	658
011	276	448
012	185	280
013	286	433
014	160	246
015	331	425
016	298	417
017	285	494
018	306	485
019	315	436
020	217	364
021	245	351
022	336	521
023	511	735
024	299	419
025	370	596
026	494	651
030	329	486
031	254	412
032	271	346
033	469	662
035	546	786
036	344	504
037	472	632
038	738	1,020
039	529	797
040	182	257
041	354	503
042	388	568
043	122	175
044	382	601
045	600	806
046	332	408
Harrison Township		
001	253	388
002	125	194
003	206	333
004	311	480
005	274	422

006	289	446
007	275	418
008	68	135
009	208	293
010	182	282
011	202	322
012	104	133
901	205	276
902	937	1,261
Lake Township		
001	30	31
Lenox Township		
001	318	386
002	407	541
003	338	522
Macomb Township		
001	648	832
002	365	533
003	517	694
004	478	637
005	386	486
006	244	319
007	455	584
008	361	520
009	351	478
010	284	383
011	265	380
012	288	392
013	335	433
014	325	425
015	507	700
016	286	362
017	565	773
018	232	357
901	2,089	2,553
Ray Township		
001	160	191
002	233	289
901	236	312
Richmond Township		

001	639	810
Shelby Township		
001	308	429
002	335	471
003	169	242
004	287	361
005	229	313
006	273	332
007	302	384
008	199	241
009	253	330
010	230	300
011	286	397
012	231	278
013	175	220
014	195	243
015	191	251
016	281	372
017	296	396
018	136	175
019	253	302
020	133	219
021	251	335
022	390	488
023	323	395
024	353	474
025	337	455
026	217	292
027	235	315
028	288	378
029	147	228
901	638	786
902	2,620	3,205
Washington Township		
001	230	293
002	325	370
003	250	297
004	311	351
005	344	380
006	463	519

008	373	450
901	1,059	1,248

NEW: Make your own custom comparisons using our new analysis software, [FirstChart](#).

These same results may also be obtained via:

- Election Telephone Hotline: 810.469.5346.
- 24-Hour Fax (Within MI): 1.888.99.CLERK (request document number 6710).
- 24-Hour Fax (Outside of MI): 1.310.575.5035 (request document number 6710).

www.MCNTV.com

webmaster@mcntv.com

[Click here to return to race list](#)



2nd Court of Appeals Judge (Incumbent)

Two 6-year terms

Community Totals

View [summary report](#).

	J MARTIN BRENNAN	JESSICA R COOPER	HILDA GAGE	KATHLEEN JANSEN
Center Line	1,193	1,241	1,557	2,067
Eastpointe	4,675	4,952	5,626	8,119
Fraser	2,307	2,142	2,691	3,852
Memphis	101	80	112	140
Mt. Clemens	1,941	2,489	2,715	3,989
New Baltimore	1,108	1,151	1,408	2,011
Richmond City	664	727	854	1,205
Roseville	6,065	6,855	7,696	11,206
St. Clair Shores	10,031	9,345	11,063	15,684
Sterling Heights	16,690	17,746	22,252	28,661
Utica	603	652	786	1,041
Warren	14,622	14,643	18,803	23,555
Armada Township	770	665	995	1,238
Bruce Township	1,221	1,151	1,719	2,121
Chesterfield Township	4,678	4,992	5,787	8,430
Clinton Township	12,267	12,932	14,581	21,230
Harrison Township	3,030	3,278	3,639	5,383
Lake Township	18	16	30	31
Lenox Township	761	868	1,063	1,449
Macomb Township	7,446	6,611	8,981	11,841
Ray Township	530	394	629	792
Richmond Township	491	447	639	810

Shelby Township	8,265	8,567	10,561	13,607
Washington Township	2,349	2,220	3,355	3,908

NEW: Make your own custom comparisons using our new analysis software, [FirstChart](#).

These same results may also be obtained via:

- Election Telephone Hotline: 810.469.5346.
- 24-Hour Fax (Within MI): 1.888.99.CLERK (request document number 6710).
- 24-Hour Fax (Outside of MI): 1.310.575.5035 (request document number 6710).

www.MCNTV.com

webmaster@mcntv.com

[Click here to return to race list](#)



2nd Court of Appeals Judge (Non-Incumbent)
One 6-year term
Precinct Breakdown

View [summary report](#).

	J MARTIN BRENNAN	JESSICA R COOPER
Center Line		
001	224	205
002	133	145
003	234	304
004	135	153
005	148	161
901	319	273
Eastpointe		
001	266	305
002	195	228
003	189	254
004	295	316
005	339	370
006	193	168
007	208	267
008	273	278
009	188	245
010	207	255
011	218	283
012	250	269
013	153	175
014	167	238
015A	218	269
016	283	240
017	108	103

901	925	689
Fraser		
001	248	186
002	272	290
003	240	211
004	281	322
005	280	245
006	284	296
007	164	179
901	538	413
Memphis		
001	92	63
901	9	17
Mt. Clemens		
001	111	284
002	212	282
003	227	258
004	187	250
005	128	240
006	186	258
008	175	196
009	191	190
010	103	83
901	421	448
New Baltimore		
001	205	224
002	218	235
003	491	451
004	194	241
Richmond City		
001	282	310
002	227	273
901	155	144
Roseville		
001	180	211
002	195	245
003	264	306
004	194	242
005	314	376
007	140	223

008	309	361
009	226	294
010	170	177
011	241	323
012	207	233
013	160	207
014	151	193
015	281	367
016	348	380
017	234	290
018	225	214
019	187	193
020	223	237
022	248	382
023	255	237
901	790	739
902	523	425
St. Clair Shores		
001	693	516
002	401	367
005	472	436
006	424	412
008	304	243
009	195	241
010	569	561
012	551	550
014	510	401
016	381	419
017	422	430
018	453	458
019	239	208
021	211	226
022	613	469
024	266	225
025	331	303
026	388	425
027	561	541
029	423	422
032	278	221
035	236	219

036	428	351
041	383	411
042	299	290
Sterling Heights		
001	272	341
002	310	302
003	259	354
004	371	302
005	285	329
006	246	215
007	58	116
008	169	167
009	275	399
010	199	162
011	317	338
012	260	232
013	192	244
014	206	185
015	231	293
016	234	260
017	248	263
018	305	301
019	234	326
020	349	352
021	142	221
022	202	184
023	167	206
024	225	208
025	248	364
026	282	307
027	262	333
028	321	357
029	193	227
030	271	262
031	254	367
032	315	334
033	246	320
034	369	336
035	172	198
036	145	185

037	174	262
038	300	283
039	204	303
040	399	333
041	304	351
042	122	125
043	302	417
044	119	152
045	199	273
046	224	245
047	133	226
048	255	198
049	221	226
050	340	340
051	195	230
052	143	139
901	489	518
902	412	316
903	795	750
904	768	661
905	382	348
906	995	852
907	381	308
Utica		
001	109	119
002	195	223
003	143	165
901	156	145
Warren		
001	45	106
002	109	133
003	77	130
004	163	155
006	65	106
008	97	112
010	125	166
011	89	73
012	101	130
013	136	115
015	73	89

016	58	82
017	83	73
018	68	101
020	77	90
021	46	92
022	74	56
023	68	118
024	133	134
026	58	99
027	58	49
028	39	83
029	174	144
032	98	119
033	80	83
034	115	153
036	124	146
037	83	109
038	83	92
039	82	88
040	95	97
041	84	75
042	135	164
043	24	43
045	82	95
046	153	138
047	45	61
048	130	136
049	85	102
050	156	141
052	87	131
053	163	150
055	69	94
056	112	104
058	171	167
060	97	132
061	158	126
062	133	100
063	114	121
064	120	127
066	113	97

067	146	161
068	111	123
069	114	112
070	165	174
071	104	93
072	104	76
072A	93	92
073	136	128
074	173	213
076	134	153
078	109	105
080	147	122
081	88	82
082	125	126
084	158	180
085	141	141
086	156	198
088	108	122
090	108	104
092	86	100
093	163	208
094	178	176
096	108	89
097	120	139
098	106	83
099	70	60
099A	126	139
100	74	102
101	112	120
102	102	116
103	134	131
105	141	179
106	140	149
108	208	161
109	136	148
110	159	166
901	764	619
902	149	160
903	159	129
904	263	270

905	998	826
906	460	424
907	861	658
908	1,378	1,159
Armada Township		
001	492	407
002	278	258
Bruce Township		
001	193	187
002	309	287
003	251	299
004	132	146
901	336	232
Chesterfield Township		
001	272	304
002	281	334
003	411	390
004	153	144
005	256	294
006	191	220
007	284	253
008	278	345
009	287	304
010	233	252
011	389	423
012	236	316
013	210	206
014	233	254
015	91	146
901	653	581
902	220	226
Clinton Township		
001	613	561
002	166	139
003	249	296
004	335	414
005	97	232
006	293	348
007	188	198
008	250	295

009	202	190
010	380	398
011	237	283
012	130	181
013	265	278
014	130	156
015	295	239
016	239	271
017	274	288
018	271	281
019	338	219
020	190	245
021	200	201
022	248	365
023	465	409
024	227	273
025	379	315
026	384	416
030	306	276
031	219	302
032	227	175
033	374	403
035	484	444
036	295	335
037	375	377
038	559	628
039	437	464
040	145	160
041	304	293
042	304	382
043	132	90
044	313	391
045	502	467
046	246	254
Harrison Township		
001	243	242
002	96	140
003	184	198
004	263	329
005	244	250

006	222	309
007	241	257
008	65	96
009	176	171
010	138	192
011	178	218
012	73	105
901	181	120
902	726	651

Lake Township

001	18	16
-----	----	----

Lenox Township

001	234	237
002	284	319
003	243	312

Macomb Township

001	513	508
002	355	270
003	426	417
004	440	334
005	312	279
006	214	165
007	388	337
008	329	290
009	300	280
010	250	210
011	212	222
012	257	208
013	260	266
014	292	206
015	415	395
016	251	179
017	466	452
018	205	216
901	1,561	1,377

Ray Township

001	163	71
002	178	158
901	189	165

Richmond Township

001	491	447
Shelby Township		
001	263	255
002	277	318
003	118	196
004	241	213
005	173	216
006	193	251
007	237	263
008	162	140
009	160	240
010	193	196
011	208	292
012	178	186
013	128	152
014	166	154
015	149	173
016	269	210
017	205	291
018	118	100
019	185	209
020	120	151
021	141	287
022	329	308
023	230	274
024	327	240
025	268	284
026	172	199
027	154	234
028	261	204
029	124	142
901	508	438
902	2,008	1,751
Washington Township		
001	191	150
002	181	251
003	213	135
004	193	246
005	278	181
006	223	381

008	345	181
901	725	695

NEW: Make your own custom comparisons using our new analysis software, [FirstChart](#).

These same results may also be obtained via:

- Election Telephone Hotline: 810.469.5346.
- 24-Hour Fax (Within MI): 1.888.99.CLERK (request document number 6710).
- 24-Hour Fax (Outside of MI): 1.310.575.5035 (request document number 6710).

www.MCNTV.com

webmaster@mcntv.com

[Click here to return to race list](#)



2nd Court of Appeals Judge (Non-Incumbent)

One 6-year term

Community Totals

View [summary report](#).

	J MARTIN BRENNAN	JESSICA R COOPER	HILDA GAGE	KATHLEEN JANSEN
Center Line	1,193	1,241	1,557	2,067
Eastpointe	4,675	4,952	5,626	8,119
Fraser	2,307	2,142	2,691	3,852
Memphis	101	80	112	140
Mt. Clemens	1,941	2,489	2,715	3,989
New Baltimore	1,108	1,151	1,408	2,011
Richmond City	664	727	854	1,205
Roseville	6,065	6,855	7,696	11,206
St. Clair Shores	10,031	9,345	11,063	15,684
Sterling Heights	16,690	17,746	22,252	28,661
Utica	603	652	786	1,041
Warren	14,622	14,643	18,803	23,555
Armada Township	770	665	995	1,238
Bruce Township	1,221	1,151	1,719	2,121
Chesterfield Township	4,678	4,992	5,787	8,430
Clinton Township	12,267	12,932	14,581	21,230
Harrison Township	3,030	3,278	3,639	5,383
Lake Township	18	16	30	31
Lenox Township	761	868	1,063	1,449
Macomb Township	7,446	6,611	8,981	11,841
Ray Township	530	394	629	792
Richmond Township	491	447	639	810

Shelby Township	8,265	8,567	10,561	13,607
Washington Township	2,349	2,220	3,355	3,908

NEW: Make your own custom comparisons using our new analysis software, [FirstChart](#).

These same results may also be obtained via:

- Election Telephone Hotline: 810.469.5346.
- 24-Hour Fax (Within MI): 1.888.99.CLERK (request document number 6710).
- 24-Hour Fax (Outside of MI): 1.310.575.5035 (request document number 6710).

www.MCNTV.com

webmaster@mcntv.com

[Click here to return to race list](#)



16th Circuit Court Judge (Incumbent)

One 6-year term

Precinct Breakdown

View [summary report](#).

	DONALD G MILLER
Center Line	
001	378
002	234
003	483
004	249
005	256
901	519
Eastpointe	
001	513
002	379
003	410
004	559
005	647
006	326
007	442
008	481
009	384
010	419
011	438
012	445
013	297
014	342
015A	413
016	447
017	184

901	1,416
Fraser	
001	386
002	473
003	369
004	497
005	466
006	477
007	296
901	784
Memphis	
001	106
901	21
Mt. Clemens	
001	365
002	436
003	399
004	378
005	316
006	384
008	321
009	342
010	166
901	758
New Baltimore	
001	381
002	386
003	838
004	377
Richmond City	
001	545
002	451
901	269
Roseville	
001	344
002	377
003	495
004	385
005	606
007	325

008	586
009	458
010	303
011	485
012	398
013	319
014	310
015	549
016	625
017	460
018	374
019	325
020	400
022	560
023	421
901	1,359
902	815
St. Clair Shores	
001	1,008
002	661
005	734
006	710
008	457
009	347
010	970
012	901
014	784
016	674
017	704
018	750
019	369
021	376
022	913
024	421
025	545
026	676
027	941
029	715
032	433
035	388

036	661
041	662
042	489
Sterling Heights	
001	510
002	524
003	536
004	591
005	524
006	399
007	157
008	290
009	582
010	301
011	565
012	423
013	374
014	325
015	439
016	423
017	445
018	520
019	485
020	608
021	338
022	351
023	328
024	377
025	541
026	513
027	541
028	582
029	376
030	483
031	540
032	553
033	499
034	643
035	324
036	294

037	383
038	470
039	444
040	647
041	550
042	223
043	622
044	231
045	416
046	407
047	308
048	387
049	378
050	582
051	372
052	233
901	867
902	608
903	1,346
904	1,189
905	642
906	1,579
907	588
Utica	
001	190
002	364
003	260
901	257
Warren	
001	84
002	156
003	123
004	220
006	101
008	131
010	193
011	94
012	154
013	178
015	94

016	94
017	110
018	106
020	118
021	100
022	67
023	129
024	180
026	87
027	72
028	67
029	203
032	158
033	109
034	178
036	185
037	134
038	122
039	118
040	125
041	114
042	216
043	53
045	120
046	214
047	60
048	194
049	125
050	192
052	144
053	216
055	108
056	163
058	234
060	164
061	199
062	155
063	171
064	181
066	156

067	241
068	170
069	160
070	222
071	140
072	141
072A	102
073	169
074	280
076	200
078	150
080	196
081	101
082	181
084	252
085	198
086	253
088	175
090	160
092	135
093	274
094	234
096	151
097	199
098	121
099	75
099A	194
100	121
101	161
102	144
103	198
105	228
106	189
108	280
109	190
110	216
901	1,212
902	272
903	256
904	451

905	1,505
906	767
907	1,287
908	2,217
Armada Township	
001	807
002	465
Bruce Township	
001	339
002	505
003	489
004	243
901	505
Chesterfield Township	
001	530
002	531
003	741
004	261
005	498
006	377
007	501
008	562
009	545
010	422
011	741
012	503
013	377
014	449
015	208
901	1,093
902	387
Clinton Township	
001	1,037
002	252
003	481
004	648
005	290
006	565
007	339
008	450

009	341
010	659
011	442
012	273
013	472
014	243
015	455
016	428
017	477
018	466
019	437
020	379
021	342
022	569
023	751
024	419
025	606
026	688
030	479
031	454
032	344
033	685
035	784
036	543
037	657
038	1,025
039	789
040	281
041	542
042	598
043	178
044	609
045	858
046	433
Harrison Township	
001	422
002	207
003	338
004	511
005	440

006	468
007	427
008	149
009	326
010	301
011	344
012	161
901	269
902	1,202
Lake Township	
001	33
Lenox Township	
001	388
002	533
003	505
Macomb Township	
001	888
002	513
003	715
004	652
005	502
006	321
007	634
008	520
009	480
010	402
011	366
012	404
013	460
014	429
015	698
016	376
017	788
018	356
901	2,455
Ray Township	
001	193
002	257
901	298
Richmond Township	

001	847
Shelby Township	
001	469
002	505
003	262
004	412
005	338
006	378
007	427
008	259
009	369
010	338
011	431
012	308
013	238
014	281
015	283
016	424
017	438
018	205
019	339
020	244
021	383
022	555
023	449
024	499
025	488
026	320
027	363
028	413
029	233
901	754
902	3,183
Washington Township	
001	245
002	330
003	265
004	320
005	341
006	480

008	404
901	1,162

NEW: Make your own custom comparisons using our new analysis software, [FirstChart](#).

These same results may also be obtained via:

- Election Telephone Hotline: 810.469.5346.
- 24-Hour Fax (Within MI): 1.888.99.CLERK (request document number 6710).
- 24-Hour Fax (Outside of MI): 1.310.575.5035 (request document number 6710).

www.MCNTV.com

webmaster@mcntv.com

[Click here to return to race list](#)



16th Circuit Court Judge (Incumbent)

One 6-year term

Community Totals

View [summary report](#).

	JAMES M BIERNAT	JOHN C FOSTER	DONALD G MILLER	EDWARD A SERVITTO	MARK SWITALSKI	JOSEPH TOIA
Center Line	2,089	1,039	2,119	1,610	1,329	482
Eastpointe	8,132	3,391	8,542	4,816	7,256	1,828
Fraser	3,762	1,816	3,748	2,363	3,272	832
Memphis	124	98	127	106	77	61
Mt. Clemens	3,836	3,281	3,865	2,063	2,178	798
New Baltimore	1,974	1,125	1,982	1,195	1,247	486
Richmond City	1,156	826	1,265	599	607	340
Roseville	11,086	4,053	11,279	6,513	12,222	2,041
St. Clair Shores	15,755	8,960	16,289	10,399	12,520	4,094
Sterling Heights	29,342	13,878	29,776	18,685	19,499	9,826
Utica	1,044	549	1,071	620	617	404
Warren	21,667	14,058	21,737	21,195	18,533	9,382
Armada Township	1,244	751	1,272	762	749	396
Bruce Township	2,010	1,180	2,081	1,180	1,211	635
Chesterfield Township	8,644	4,772	8,726	5,269	5,189	2,110
Clinton Township	21,010	13,077	21,768	14,221	14,250	7,169
Harrison Township	5,216	3,994	5,565	3,428	3,485	1,315
Lake Township	33	14	33	17	20	7
Lenox Township	1,407	926	1,426	808	803	448
Macomb Township	11,881	6,205	11,959	7,795	7,402	4,469
Ray Township	710	560	748	527	549	325
Richmond Township	822	526	847	442	484	240
Shelby Township	13,856	7,449	14,588	9,159	8,900	6,212
Washington Township	3,519	2,193	3,547	2,515	2,794	1,655

NEW: Make your own custom comparisons using our new analysis software, [*FirstChart*](#).

These same results may also be obtained via:

- Election Telephone Hotline: 810.469.5346.
- 24-Hour Fax (Within MI): 1.888.99.CLERK (request document number 6710).
- 24-Hour Fax (Outside of MI): 1.310.575.5035 (request document number 6710).

www.MCNTV.com

webmaster@mcntv.com

[Click here to return to race list](#)

THE 2000 VOTE

16th Circuit Court Judge (Non-Incumbent)

Two 6-year terms

Precinct Breakdown

View [summary report](#).

	JOHN C FOSTER	EDWARD A SERVITTO	MARK SWITALSKI	JOSEPH TOIA
Center Line				
001	150	360	231	86
002	103	194	156	54
003	191	287	297	125
004	119	194	143	65
005	136	237	131	65
901	340	338	371	87
Eastpointe				
001	186	283	401	107
002	117	209	370	105
003	142	206	351	113
004	197	315	423	142
005	210	376	567	118
006	90	217	269	63
007	142	309	354	89
008	199	246	377	100
009	140	194	333	74
010	167	211	375	91
011	164	242	348	95
012	197	296	325	71
013	82	185	262	46
014	140	190	296	82
015A	180	219	353	75
016	186	293	371	110
017	56	123	151	41

901	796	702	1,330	306
Fraser				
001	185	243	316	54
002	193	305	434	98
003	145	238	363	93
004	256	315	403	125
005	184	313	400	97
006	180	324	410	122
007	146	165	250	66
901	527	460	696	177
Memphis				
001	88	92	68	52
901	10	14	9	9
Mt. Clemens				
001	293	152	193	51
002	385	256	256	93
003	332	233	203	85
004	260	216	217	90
005	246	151	154	49
006	355	200	172	76
008	237	196	186	82
009	251	219	221	57
010	136	81	115	61
901	786	359	461	154
New Baltimore				
001	252	223	227	83
002	228	255	243	100
003	415	495	566	218
004	230	222	211	85
Richmond City				
001	308	262	273	149
002	303	202	191	133
901	215	135	143	58
Roseville				
001	136	188	348	49
002	113	249	402	59
003	132	295	530	85
004	123	219	417	63
005	221	358	628	80
007	94	194	315	69

008	202	299	588	109
009	138	310	469	83
010	111	180	319	41
011	135	269	551	64
012	122	203	435	81
013	114	150	372	77
014	100	181	324	46
015	179	400	598	101
016	190	309	747	152
017	164	264	468	93
018	152	250	430	57
019	103	196	345	59
020	125	220	482	83
022	199	337	498	111
023	139	219	472	73
901	634	747	1,537	270
902	427	476	947	136

St. Clair Shores

001	640	614	703	207
002	310	418	471	157
005	365	481	592	181
006	368	513	535	163
008	294	291	307	99
009	200	251	239	89
010	514	627	735	239
012	535	568	698	243
014	459	463	673	193
016	353	429	541	173
017	385	475	571	185
018	433	504	606	180
019	212	221	296	101
021	190	236	269	92
022	531	525	785	221
024	219	257	299	120
025	311	355	419	140
026	345	469	499	148
027	449	539	861	262
029	375	485	487	203
032	240	263	336	137
035	232	245	249	91

036	363	423	509	147
041	361	439	474	178
042	276	308	366	145
Sterling Heights				
001	247	324	302	140
002	248	369	320	137
003	199	393	353	150
004	209	402	434	159
005	220	359	332	168
006	176	294	269	95
007	61	87	87	43
008	116	179	175	89
009	272	349	328	192
010	148	207	198	65
011	188	407	360	227
012	146	245	280	222
013	148	242	235	140
014	168	226	202	105
015	167	289	327	154
016	160	257	311	104
017	212	304	246	135
018	243	359	332	118
019	171	319	335	123
020	272	398	403	189
021	149	195	186	121
022	166	227	193	97
023	128	212	197	119
024	155	233	265	116
025	252	380	323	144
026	236	307	309	181
027	206	343	370	160
028	251	328	400	200
029	145	204	214	201
030	216	308	260	164
031	171	356	362	234
032	192	386	361	265
033	204	352	285	224
034	301	396	397	182
035	127	213	220	105
036	139	153	179	72

037	166	218	237	116
038	259	301	330	139
039	201	290	224	131
040	267	328	465	255
041	216	348	362	249
042	115	133	100	70
043	227	396	397	227
044	104	127	146	92
045	203	239	225	151
046	195	280	205	144
047	132	200	209	85
048	153	240	275	161
049	182	204	222	147
050	317	357	342	156
051	176	232	201	118
052	108	145	164	76
901	557	510	645	260
902	353	379	464	178
903	650	896	1,006	446
904	692	713	925	348
905	412	346	433	245
906	1,017	875	1,127	531
907	367	326	445	161
Utica				
001	78	102	111	84
002	190	217	199	135
003	126	158	145	84
901	155	143	162	101
Warren				
001	58	67	98	67
002	123	134	139	88
003	101	174	107	50
004	139	264	212	82
006	56	113	119	76
008	104	129	152	71
010	139	220	158	86
011	67	128	106	47
012	106	173	161	78
013	125	187	167	67
015	77	84	68	92

016	69	103	80	50
017	63	86	67	49
018	58	96	102	85
020	87	110	79	74
021	63	107	76	52
022	44	98	79	68
023	68	122	96	113
024	137	163	127	95
026	103	126	88	61
027	57	70	58	45
028	67	82	84	62
029	155	219	163	148
032	103	146	126	86
033	70	114	111	154
034	106	168	191	98
036	112	203	156	88
037	95	146	113	69
038	76	128	90	86
039	69	126	122	52
040	93	169	141	51
041	76	130	116	56
042	150	220	197	91
043	30	47	45	27
045	108	161	105	71
046	163	241	177	95
047	37	70	88	49
048	117	222	209	80
049	79	164	124	73
050	122	260	176	126
052	84	131	145	94
053	126	212	185	122
055	76	118	103	88
056	120	163	137	95
058	124	235	206	175
060	116	180	150	105
061	110	229	180	84
062	133	176	141	90
063	112	165	136	102
064	121	207	168	97
066	89	152	143	78

067	156	231	186	118
068	113	183	154	79
069	101	162	193	55
070	153	256	235	111
071	116	180	152	58
072	131	138	110	48
072A	98	91	72	80
073	141	148	174	92
074	199	286	292	121
076	175	210	205	111
078	100	168	155	74
080	109	195	186	104
081	81	106	84	76
082	107	206	190	94
084	149	256	228	116
085	110	224	180	104
086	142	296	240	125
088	103	159	142	94
090	84	202	176	96
092	88	147	124	57
093	142	271	248	114
094	158	325	263	128
096	85	187	136	73
097	102	230	209	87
098	104	179	136	57
099	52	110	72	53
099A	157	206	172	88
100	78	151	115	53
101	148	167	143	75
102	109	151	111	93
103	145	230	150	76
105	130	257	185	87
106	107	257	206	99
108	184	324	249	115
109	175	244	208	107
110	156	246	211	109
901	667	912	883	221
902	179	214	157	75
903	159	172	148	63
904	302	330	325	100

905	874	1,169	1,081	368
906	492	601	524	187
907	794	947	931	365
908	1,220	1,733	1,625	588
Armada Township				
001	478	480	458	252
002	273	282	291	144
Bruce Township				
001	162	202	177	107
002	253	305	275	203
003	285	271	267	129
004	121	148	161	78
901	359	254	331	118
Chesterfield Township				
001	275	348	278	106
002	289	377	315	121
003	340	411	477	220
004	132	161	149	72
005	258	307	297	113
006	176	227	236	91
007	237	285	315	115
008	339	314	314	126
009	290	348	312	121
010	219	274	263	106
011	394	462	399	223
012	257	288	247	125
013	201	253	208	71
014	200	283	270	104
015	120	107	103	55
901	770	601	723	236
902	275	223	283	105
Clinton Township				
001	666	674	654	351
002	189	162	147	69
003	257	314	293	136
004	458	429	329	134
005	219	170	113	60
006	412	363	347	144
007	199	246	224	79
008	382	291	274	130

009	233	234	217	77
010	368	486	447	222
011	256	283	273	159
012	191	181	157	66
013	251	313	268	120
014	171	162	132	72
015	306	250	321	109
016	263	267	312	140
017	335	300	307	133
018	274	293	374	129
019	268	322	330	173
020	209	260	221	115
021	253	226	229	95
022	331	381	312	128
023	378	453	574	346
024	254	272	314	145
025	318	479	360	199
026	403	514	472	223
030	305	303	320	115
031	245	290	279	116
032	224	238	236	100
033	427	447	423	219
035	447	488	667	361
036	281	404	320	210
037	361	430	471	268
038	648	628	720	417
039	396	517	542	267
040	153	178	141	89
041	229	335	370	260
042	252	352	359	330
043	117	105	158	67
044	365	364	410	221
045	508	544	541	251
046	275	273	292	124
Harrison Township				
001	233	262	277	77
002	128	134	123	44
003	249	218	200	83
004	337	347	302	121
005	314	262	271	122

006	296	289	264	115
007	352	290	282	98
008	96	78	77	29
009	205	183	197	79
010	207	196	161	65
011	236	211	207	84
012	104	91	98	31
901	195	154	207	69
902	1,042	713	819	298

Lake Township

001	14	17	20	7
-----	----	----	----	---

Lenox Township

001	268	215	248	131
002	327	334	301	156
003	331	259	254	161

Macomb Township

001	373	594	497	393
002	333	317	310	116
003	275	486	429	293
004	344	366	424	264
005	310	291	288	199
006	151	245	190	127
007	320	428	390	219
008	247	326	329	213
009	236	346	246	202
010	244	251	192	99
011	168	222	243	129
012	144	253	259	183
013	285	295	246	170
014	219	300	254	162
015	266	549	465	240
016	144	240	218	148
017	338	501	471	360
018	196	218	202	109
901	1,612	1,567	1,749	843

Ray Township

001	147	171	122	82
002	174	206	220	153
901	239	150	207	90

Richmond Township

001	526	442	484	240
Shelby Township				
001	190	360	341	189
002	290	259	277	321
003	138	167	134	100
004	191	255	228	216
005	162	240	219	130
006	187	203	222	132
007	198	280	282	166
008	125	143	140	121
009	162	220	200	128
010	170	205	189	147
011	169	241	192	218
012	148	224	185	121
013	109	155	145	77
014	102	190	171	118
015	141	190	159	120
016	185	303	231	159
017	189	304	256	155
018	75	134	123	80
019	183	197	170	134
020	116	153	128	96
021	153	234	185	124
022	229	331	365	230
023	200	311	229	279
024	225	328	293	287
025	242	327	285	222
026	159	209	217	131
027	153	245	173	156
028	201	266	239	178
029	84	183	133	76
901	516	415	514	346
902	2,057	1,887	2,275	1,255
Washington Township				
001	193	197	171	134
002	156	287	312	136
003	135	186	246	166
004	226	229	230	212
005	267	318	216	133
006	201	419	417	177

008	183	233	426	298
901	832	646	776	399

NEW: Make your own custom comparisons using our new analysis software, [FirstChart](#).

These same results may also be obtained via:

- Election Telephone Hotline: 810.469.5346.
- 24-Hour Fax (Within MI): 1.888.99.CLERK (request document number 6710).
- 24-Hour Fax (Outside of MI): 1.310.575.5035 (request document number 6710).

www.MCNTV.com

webmaster@mcntv.com



16th Circuit Court Judge (Non-Incumbent)
Two 6-year terms
Community Totals

View [summary report](#).

	JAMES M BIERNAT	JOHN C FOSTER	DONALD G MILLER	EDWARD A SERVITTO	MARK SWITALSKI	JOSEPH TOIA
Center Line	2,089	1,039	2,119	1,610	1,329	482
Eastpointe	8,132	3,391	8,542	4,816	7,256	1,828
Frazer	3,762	1,816	3,748	2,363	3,272	832
Memphis	124	98	127	106	77	61
Mt. Clemens	3,836	3,281	3,865	2,063	2,178	798
New Baltimore	1,974	1,125	1,982	1,195	1,247	486
Richmond	1,156	826	1,265	599	607	340
Richmond City	11,086	4,053	11,279	6,513	12,222	2,041
Roseville	11,086	4,053	11,279	6,513	12,222	2,041
St. Clair Shores	15,755	8,960	16,289	10,399	12,520	4,094
Sterling Heights	29,342	13,878	29,776	18,685	19,499	9,826
Utica	1,044	549	1,071	620	617	404
Warren	21,667	14,058	21,737	21,195	18,533	9,382
Armada Township	1,244	751	1,272	762	749	396
Bruce Township	2,010	1,180	2,081	1,180	1,211	635
Chesterfield Township	8,644	4,772	8,726	5,269	5,189	2,110
Clinton Township	21,010	13,077	21,768	14,221	14,250	7,169
Harrison Township	5,216	3,994	5,565	3,428	3,485	1,315
Lake Township	33	14	33	17	20	7
Lenox Township	1,407	926	1,426	808	803	448
Macomb Township	11,881	6,205	11,959	7,795	7,402	4,469
Ray Township	710	560	748	527	549	325
Richmond Township	822	526	847	442	484	240
Shelby Township	13,856	7,449	14,588	9,159	8,900	6,212
Washington Township	3,519	2,193	3,547	2,515	2,794	1,655

NEW: Make your own custom comparisons using our new analysis software, [FirstChart](#).

These same results may also be obtained via:

- Election Telephone Hotline: 810.469.5346.
- 24-Hour Fax (Within MI): 1.888.99.CLERK (request document number 6710).
- 24-Hour Fax (Outside of MI): 1.310.575.5035 (request document number 6710).

www.MCNTV.com
webmaster@mcntv.com

[Click here to return to race list](#)



16th Circuit Court Judge (Incumbent)
One partial term ending 1/1/2005
Precinct Breakdown

View [summary report](#).

	JAMES M BIERNAT
Center Line	
001	375
002	233
003	460
004	254
005	254
901	513
Eastpointe	
001	448
002	350
003	378
004	518
005	592
006	309
007	400
008	461
009	369
010	413
011	420
012	430
013	293
014	341
015A	399
016	437
017	175

901	1,399
Fraser	
001	383
002	456
003	376
004	509
005	452
006	467
007	311
901	808
Memphis	
001	103
901	21
Mt. Clemens	
001	355
002	446
003	387
004	371
005	293
006	383
008	321
009	342
010	169
901	769
New Baltimore	
001	392
002	386
003	832
004	364
Richmond City	
001	498
002	405
901	253
Roseville	
001	330
002	370
003	468
004	368
005	604
007	314

008	577
009	441
010	298
011	481
012	387
013	315
014	316
015	554
016	620
017	452
018	362
019	333
020	405
022	558
023	416
901	1,307
902	810
St. Clair Shores	
001	994
002	634
005	733
006	678
008	446
009	339
010	944
012	846
014	768
016	670
017	695
018	709
019	364
021	359
022	906
024	391
025	489
026	656
027	908
029	692
032	419
035	365

036	647
041	632
042	471
Sterling Heights	
001	500
002	512
003	530
004	589
005	517
006	389
007	149
008	294
009	574
010	291
011	558
012	411
013	359
014	314
015	454
016	414
017	429
018	519
019	484
020	596
021	337
022	344
023	334
024	376
025	540
026	507
027	525
028	570
029	373
030	482
031	533
032	553
033	495
034	628
035	314
036	287

037	370
038	474
039	440
040	618
041	547
042	218
043	594
044	226
045	403
046	386
047	304
048	393
049	351
050	582
051	359
052	225
901	864
902	607
903	1,333
904	1,184
905	645
906	1,554
907	584
Utica	
001	184
002	357
003	248
901	255
Warren	
001	84
002	151
003	124
004	220
006	101
008	117
010	188
011	95
012	158
013	166
015	101

016	96
017	84
018	104
020	113
021	90
022	69
023	131
024	171
026	94
027	68
028	74
029	212
032	149
033	108
034	176
036	187
037	131
038	118
039	108
040	120
041	105
042	216
043	51
045	113
046	203
047	65
048	200
049	129
050	197
052	137
053	219
055	120
056	164
058	243
060	170
061	197
062	166
063	168
064	196
066	154

067	247
068	173
069	152
070	221
071	137
072	143
072A	109
073	171
074	279
076	182
078	150
080	202
081	101
082	187
084	246
085	187
086	249
088	181
090	163
092	146
093	246
094	231
096	149
097	197
098	120
099	86
099A	203
100	124
101	154
102	141
103	208
105	230
106	193
108	292
109	212
110	215
901	1,207
902	276
903	250
904	458

905	1,487
906	757
907	1,272
908	2,212
Armada Township	
001	797
002	447
Bruce Township	
001	322
002	489
003	469
004	245
901	485
Chesterfield Township	
001	525
002	520
003	728
004	256
005	503
006	378
007	492
008	559
009	540
010	423
011	732
012	507
013	371
014	434
015	209
901	1,080
902	387
Clinton Township	
001	1,010
002	239
003	442
004	592
005	247
006	539
007	334
008	438

009	328
010	645
011	405
012	265
013	426
014	232
015	432
016	426
017	447
018	448
019	442
020	352
021	336
022	516
023	737
024	413
025	605
026	662
030	455
031	419
032	345
033	670
035	776
036	564
037	668
038	1,046
039	784
040	252
041	531
042	557
043	166
044	592
045	808
046	419
Harrison Township	
001	395
002	191
003	313
004	480
005	408

006	443
007	402
008	135
009	297
010	290
011	336
012	158
901	265
902	1,103
Lake Township	
001	33
Lenox Township	
001	388
002	521
003	498
Macomb Township	
001	867
002	500
003	708
004	639
005	493
006	314
007	627
008	523
009	473
010	392
011	377
012	395
013	450
014	431
015	709
016	376
017	792
018	360
901	2,455
Ray Township	
001	167
002	246
901	297
Richmond Township	

001	822
Shelby Township	
001	461
002	490
003	242
004	412
005	325
006	364
007	408
008	236
009	346
010	318
011	386
012	297
013	218
014	253
015	261
016	407
017	412
018	195
019	313
020	213
021	356
022	516
023	424
024	496
025	463
026	306
027	340
028	394
029	236
901	735
902	3,033
Washington Township	
001	250
002	338
003	269
004	323
005	346
006	467

008	387
901	1,139

NEW: Make your own custom comparisons using our new analysis software, [FirstChart](#).

These same results may also be obtained via:

- Election Telephone Hotline: 810.469.5346.
- 24-Hour Fax (Within MI): 1.888.99.CLERK (request document number 6710).
- 24-Hour Fax (Outside of MI): 1.310.575.5035 (request document number 6710).

www.MCNTV.com

webmaster@mcntv.com

[Click here to return to race list](#)



16th Circuit Court Judge (Incumbent)
One partial term ending 1/1/2005
Community Totals

View [summary report](#).

	JAMES M BIERNAT	JOHN C FOSTER	DONALD G MILLER	EDWARD A SERVITTO	MARK SWITALSKI	JOSEPH TOIA
Center Line	2,089	1,039	2,119	1,610	1,329	482
Eastpointe	8,132	3,391	8,542	4,816	7,256	1,828
Fraser	3,762	1,816	3,748	2,363	3,272	832
Memphis	124	98	127	106	77	61
Mt. Clemens	3,836	3,281	3,865	2,063	2,178	798
New Baltimore	1,974	1,125	1,982	1,195	1,247	486
Richmond City	1,156	826	1,265	599	607	340
Roseville	11,086	4,053	11,279	6,513	12,222	2,041
St. Clair Shores	15,755	8,960	16,289	10,399	12,520	4,094
Sterling Heights	29,342	13,878	29,776	18,685	19,499	9,826
Utica	1,044	549	1,071	620	617	404
Warren	21,667	14,058	21,737	21,195	18,533	9,382
Armada Township	1,244	751	1,272	762	749	396
Bruce Township	2,010	1,180	2,081	1,180	1,211	635
Chesterfield Township	8,644	4,772	8,726	5,269	5,189	2,110
Clinton Township	21,010	13,077	21,768	14,221	14,250	7,169
Harrison Township	5,216	3,994	5,565	3,428	3,485	1,315
Lake Township	33	14	33	17	20	7
Lenox Township	1,407	926	1,426	808	803	448
Macomb Township	11,881	6,205	11,959	7,795	7,402	4,469
Ray Township	710	560	748	527	549	325
Richmond Township	822	526	847	442	484	240
Shelby Township	13,856	7,449	14,588	9,159	8,900	6,212
Washington Township	3,519	2,193	3,547	2,515	2,794	1,655

NEW: Make your own custom comparisons using our new analysis software, [*FirstChart*](#).

These same results may also be obtained via:

- Election Telephone Hotline: 810.469.5346.
- 24-Hour Fax (Within MI): 1.888.99.CLERK (request document number 6710).
- 24-Hour Fax (Outside of MI): 1.310.575.5035 (request document number 6710).

www.MCNTV.com

webmaster@mcntv.com

[Click here to return to race list](#)



Probate Court Judge (Incumbent)

One 6-year term

Precinct Breakdown

View [summary report](#).

PAMELA GILBERT O'SULLIVAN	
Center Line	
001	384
002	245
003	474
004	260
005	263
901	529
Eastpointe	
001	506
002	369
003	409
004	563
005	639
006	334
007	435
008	487
009	377
010	412
011	445
012	446
013	307
014	358
015A	419
016	447
017	179

901	1,463
Fraser	
001	398
002	484
003	423
004	532
005	473
006	495
007	307
901	804
Memphis	
001	121
901	22
Mt. Clemens	
001	377
002	487
003	419
004	403
005	315
006	407
008	342
009	362
010	182
901	815
New Baltimore	
001	402
002	421
003	875
004	395
Richmond City	
001	531
002	442
901	262
Roseville	
001	336
002	370
003	490
004	381
005	622
007	321

008	590
009	451
010	305
011	491
012	407
013	328
014	326
015	582
016	643
017	458
018	379
019	337
020	412
022	572
023	428
901	1,339
902	841
St. Clair Shores	
001	1,051
002	673
005	755
006	744
008	491
009	376
010	1,034
012	939
014	819
016	713
017	756
018	812
019	399
021	381
022	981
024	422
025	558
026	694
027	973
029	761
032	443
035	396

036	680
041	700
042	511
Sterling Heights	
001	520
002	523
003	549
004	609
005	534
006	405
007	157
008	295
009	593
010	309
011	582
012	436
013	387
014	325
015	465
016	429
017	437
018	540
019	489
020	618
021	351
022	356
023	342
024	390
025	550
026	504
027	541
028	590
029	389
030	496
031	554
032	584
033	517
034	647
035	331
036	293

037	366
038	488
039	450
040	643
041	567
042	224
043	621
044	240
045	421
046	408
047	321
048	409
049	369
050	591
051	369
052	225
901	878
902	628
903	1,359
904	1,190
905	661
906	1,627
907	577
Utica	
001	186
002	370
003	270
901	263
Warren	
001	97
002	163
003	135
004	243
006	119
008	151
010	207
011	105
012	189
013	194
015	116

016	109
017	113
018	117
020	134
021	118
022	81
023	147
024	203
026	119
027	81
028	77
029	218
032	164
033	119
034	203
036	220
037	148
038	138
039	127
040	146
041	126
042	242
043	56
045	140
046	231
047	67
048	229
049	138
050	212
052	153
053	244
055	142
056	177
058	254
060	187
061	223
062	178
063	184
064	203
066	169

067	271
068	192
069	173
070	239
071	154
072	157
072A	128
073	192
074	322
076	198
078	160
080	221
081	117
082	203
084	273
085	210
086	286
088	199
090	181
092	156
093	283
094	266
096	166
097	210
098	135
099	95
099A	218
100	143
101	168
102	157
103	223
105	253
106	221
108	325
109	232
110	237
901	1,216
902	279
903	257
904	463

905	1,547
906	781
907	1,320
908	2,251
Armada Township	
001	813
002	477
Bruce Township	
001	347
002	520
003	502
004	253
901	546
Chesterfield Township	
001	543
002	565
003	747
004	274
005	528
006	395
007	502
008	592
009	563
010	456
011	756
012	517
013	391
014	458
015	213
901	1,138
902	414
Clinton Township	
001	1,051
002	253
003	477
004	675
005	301
006	581
007	352
008	481

009	339
010	668
011	435
012	293
013	457
014	245
015	470
016	432
017	475
018	475
019	444
020	379
021	369
022	568
023	769
024	407
025	623
026	695
030	499
031	460
032	358
033	706
035	812
036	561
037	674
038	1,089
039	813
040	268
041	542
042	591
043	181
044	630
045	857
046	435
Harrison Township	
001	424
002	215
003	361
004	578
005	470

006	484
007	467
008	147
009	333
010	323
011	359
012	170
901	270
902	1,240
Lake Township	
001	30
Lenox Township	
001	406
002	550
003	535
Macomb Township	
001	910
002	545
003	743
004	688
005	517
006	346
007	657
008	552
009	497
010	407
011	381
012	413
013	471
014	463
015	730
016	386
017	828
018	383
901	2,559
Ray Township	
001	192
002	286
901	327
Richmond Township	

001	866
Shelby Township	
001	499
002	523
003	264
004	425
005	357
006	384
007	440
008	264
009	363
010	342
011	434
012	318
013	239
014	269
015	283
016	431
017	425
018	211
019	331
020	234
021	388
022	549
023	461
024	522
025	499
026	342
027	367
028	416
029	244
901	764
902	3,187
Washington Township	
001	270
002	354
003	285
004	361
005	373
006	498

008	423
901	1,190

NEW: Make your own custom comparisons using our new analysis software, [FirstChart](#).

These same results may also be obtained via:

- Election Telephone Hotline: 810.469.5346.
- 24-Hour Fax (Within MI): 1.888.99.CLERK (request document number 6710).
- 24-Hour Fax (Outside of MI): 1.310.575.5035 (request document number 6710).

www.MCNTV.com

webmaster@mcntv.com

[Click here to return to race list](#)



Probate Court Judge (Incumbent)

One 6-year term

Community Totals

View [summary report](#).

	PAMELA GILBERT O'SULLIVAN
Center Line	2,155
Eastpointe	8,595
Fraser	3,916
Memphis	143
Mt. Clemens	4,109
New Baltimore	2,093
Richmond City	1,235
Roseville	11,409
St. Clair Shores	17,062
Sterling Heights	30,269
Utica	1,089
Warren	23,534
Armada Township	1,290
Bruce Township	2,168
Chesterfield Township	9,052
Clinton Township	22,190
Harrison Township	5,841
Lake Township	30
Lenox Township	1,491
Macomb Township	12,476
Ray Township	805
Richmond Township	866
Shelby Township	14,775
Washington Township	3,754

NEW: Make your own custom comparisons using our new analysis software, [*FirstChart*](#).

These same results may also be obtained via:

- Election Telephone Hotline: 810.469.5346.
- 24-Hour Fax (Within MI): 1.888.99.CLERK (request document number 6710).
- 24-Hour Fax (Outside of MI): 1.310.575.5035 (request document number 6710).

www.MCNTV.com

webmaster@mcntv.com

[Click here to return to race list](#)



37th District Court Judge (Incumbent)

Two 6-year terms

Precinct Breakdown

View [summary report](#).

	JOHN M CHMURA	WALTER A JAKUBOWSKI, JR
Center Line		
001	339	333
002	209	215
003	384	384
004	231	222
005	225	229
901	498	486
Warren		
001	94	83
002	175	163
003	124	142
004	237	246
006	113	115
008	156	153
010	203	193
011	108	104
012	167	178
013	198	208
015	101	127
016	88	111
017	102	117
018	117	114
020	115	126
021	107	117
022	80	76

023	139	139
024	199	195
026	115	117
027	75	82
028	80	78
029	211	220
032	151	146
033	101	105
034	186	200
036	193	162
037	134	132
038	132	129
039	119	141
040	140	149
041	121	139
042	247	262
043	50	59
045	131	136
046	224	246
047	67	75
048	217	246
049	152	139
050	204	216
052	142	142
053	241	233
055	137	148
056	186	188
058	261	262
060	189	191
061	224	221
062	192	188
063	196	182
064	222	194
066	186	171
067	272	272
068	197	225
069	156	180
070	235	253
071	155	176
072	165	167

072A	122	113
073	189	213
074	324	326
076	226	220
078	166	176
080	230	228
081	119	115
082	227	195
084	280	286
085	225	228
086	290	307
088	191	199
090	205	186
092	164	162
093	276	278
094	282	269
096	199	166
097	233	247
098	173	150
099	89	108
099A	239	238
100	144	149
101	183	170
102	155	167
103	211	224
105	256	252
106	228	220
108	359	331
109	243	259
110	245	246
901	1,125	1,203
902	257	270
903	226	231
904	444	448
905	1,489	1,514
906	717	756
907	1,271	1,336
908	2,168	2,231

NEW: Make your own custom comparisons using our new analysis software, [*FirstChart*](#).

These same results may also be obtained via:

- Election Telephone Hotline: 810.469.5346.
- 24-Hour Fax (Within MI): 1.888.99.CLERK (request document number 6710).
- 24-Hour Fax (Outside of MI): 1.310.575.5035 (request document number 6710).

www.MCNTV.com

webmaster@mcntv.com

[Click here to return to race list](#)



37th District Court Judge (Incumbent)

Two 6-year terms

Community Totals

View [summary report](#).

	JOHN M CHMURA	WALTER A JAKUBOWSKI, JR
Center Line	1,886	1,869
Warren	23,199	23,696

NEW: Make your own custom comparisons using our new analysis software, [FirstChart](#).

These same results may also be obtained via:

- Election Telephone Hotline: 810.469.5346.
- 24-Hour Fax (Within MI): 1.888.99.CLERK (request document number 6710).
- 24-Hour Fax (Outside of MI): 1.310.575.5035 (request document number 6710).

www.MCNTV.com

webmaster@mcntv.com

[Click here to return to race list](#)



39th District Court Judge (Incumbent)
One 6-year term
Precinct Breakdown

View [summary report](#).

	THOMAS M CALDER	MARCO A SANTIA
Fraser		
001	107	371
002	131	480
003	95	434
004	144	504
005	111	481
006	120	512
007	115	248
901	192	819
Roseville		
001	77	350
002	87	418
003	106	506
004	102	398
005	170	605
007	63	334
008	153	567
009	100	481
010	66	324
011	110	503
012	92	405
013	66	361
014	70	333
015	145	605
016	124	700

017	95	523
018	80	436
019	97	314
020	92	448
022	143	522
023	80	502
901	289	1,419
902	181	882

NEW: Make your own custom comparisons using our new analysis software, [FirstChart](#).

These same results may also be obtained via:

- Election Telephone Hotline: 810.469.5346.
- 24-Hour Fax (Within MI): 1.888.99.CLERK (request document number 6710).
- 24-Hour Fax (Outside of MI): 1.310.575.5035 (request document number 6710).

www.MCNTV.com

webmaster@mcntv.com

[Click here to return to race list](#)



39th District Court Judge (Incumbent)

One 6-year term

Community Totals

View [summary report](#).

	THOMAS M CALDER	MARCO A SANTIA
Fraser	1,015	3,849
Roseville	2,588	11,936

NEW: Make your own custom comparisons using our new analysis software, [FirstChart](#).

These same results may also be obtained via:

- Election Telephone Hotline: 810.469.5346.
- 24-Hour Fax (Within MI): 1.888.99.CLERK (request document number 6710).
- 24-Hour Fax (Outside of MI): 1.310.575.5035 (request document number 6710).

www.MCNTV.com

webmaster@mcntv.com

[Click here to return to race list](#)



40th District Court Judge (Incumbent)
One 6-year term
Precinct Breakdown

View [summary report](#).

	WILLIAM A CROUCHMAN	MARK FRATARCANGELI
St. Clair Shores		
001	790	802
002	512	585
005	633	628
006	633	554
008	414	390
009	351	283
010	844	768
012	763	843
014	626	703
016	581	566
017	570	682
018	628	686
019	290	349
021	288	310
022	779	763
024	312	378
025	449	521
026	553	603
027	680	797
029	548	644
032	327	380
035	361	282
036	576	499
041	497	585

NEW: Make your own custom comparisons using our new analysis software, [FirstChart](#).

These same results may also be obtained via:

- Election Telephone Hotline: 810.469.5346.
- 24-Hour Fax (Within MI): 1.888.99.CLERK (request document number 6710).
- 24-Hour Fax (Outside of MI): 1.310.575.5035 (request document number 6710).

www.MCNTV.com

webmaster@mcntv.com

[Click here to return to race list](#)

THE 2000 VOTE

40th District Court Judge (Incumbent)

One 6-year term

Community Totals

View [summary report](#).

	WILLIAM A CROUCHMAN	MARK FRATARCANGELI
St. Clair Shores	13,421	14,034

NEW: Make your own custom comparisons using our new analysis software, [FirstChart](#).

These same results may also be obtained via:

- Election Telephone Hotline: 810.469.5346.
- 24-Hour Fax (Within MI): 1.888.99.CLERK (request document number 6710).
- 24-Hour Fax (Outside of MI): 1.310.575.5035 (request document number 6710).

www.MCNTV.com

webmaster@mcntv.com

[Click here to return to race list](#)



41-A District Court Judge (Incumbent)

One 6-year term

Precinct Breakdown

View [summary report](#).

	KENNETH J KOSNIC
Sterling Heights	
001	486
002	521
003	524
004	583
005	511
006	392
007	148
008	297
009	577
010	306
011	574
012	442
013	388
014	332
015	449
016	408
017	438
018	510
019	482
020	613
021	343
022	364
023	346
024	393

025	547
026	509
027	540
028	585
029	398
030	495
031	538
032	555
033	523
034	662
035	329
036	290
037	377
038	485
039	445
040	642
041	570
042	221
043	614
044	234
045	412
046	396
047	311
048	395
049	379
050	585
051	353
052	225
901	885
902	623
903	1,373
904	1,210
905	684
906	1,612
907	575
Utica	
001	187
002	365
003	250
901	269

Macomb Township

001	866
002	490
003	706
004	652
005	489
006	321
007	625
008	531
009	478
010	391
011	372
012	390
013	454
014	430
015	691
016	374
017	791
018	359
901	2,422

Shelby Township

001	465
002	493
003	257
004	412
005	334
006	365
007	418
008	249
009	350
010	333
011	407
012	300
013	231
014	268
015	270
016	418
017	402
018	210
019	319

020	212
021	362
022	526
023	431
024	502
025	485
026	322
027	344
028	402
029	241
901	759
902	3,150

NEW: Make your own custom comparisons using our new analysis software, [FirstChart](#).

These same results may also be obtained via:

- Election Telephone Hotline: 810.469.5346.
- 24-Hour Fax (Within MI): 1.888.99.CLERK (request document number 6710).
- 24-Hour Fax (Outside of MI): 1.310.575.5035 (request document number 6710).

www.MCNTV.com

webmaster@mcntv.com

[Click here to return to race list](#)



41-A District Court Judge (Incumbent)

One 6-year term

Community Totals

View [summary report](#).

	GORDON G DUFF	KENNETH J KOSNIC	DOUG SHEPHERD
Sterling Heights	15,311	30,004	21,914
Utica	742	1,071	687
Macomb Township	6,063	11,832	9,197
Shelby Township	9,324	14,237	10,335

NEW: Make your own custom comparisons using our new analysis software, [FirstChart](#).

These same results may also be obtained via:

- Election Telephone Hotline: 810.469.5346.
- 24-Hour Fax (Within MI): 1.888.99.CLERK (request document number 6710).
- 24-Hour Fax (Outside of MI): 1.310.575.5035 (request document number 6710).

www.MCNTV.com

webmaster@mcntv.com

[Click here to return to race list](#)



41-A District Court Judge (Non-Incumbent)

One 6-year term

Precinct Breakdown

View [summary report](#).

	GORDON G DUFF	DOUG SHEPHERD
Sterling Heights		
001	237	371
002	291	358
003	198	424
004	291	412
005	190	483
006	222	267
007	52	117
008	122	258
009	249	435
010	182	186
011	283	425
012	221	331
013	223	254
014	163	249
015	259	293
016	241	276
017	174	360
018	320	325
019	276	322
020	327	453
021	160	241
022	196	251
023	151	278
024	193	297

025	241	423
026	319	331
027	202	463
028	315	440
029	196	266
030	261	325
031	297	388
032	296	422
033	258	376
034	293	512
035	158	254
036	121	205
037	156	317
038	233	386
039	225	323
040	315	473
041	280	461
042	115	133
043	308	524
044	166	150
045	256	273
046	203	282
047	148	229
048	197	288
049	294	265
050	309	392
051	208	242
052	101	202
901	432	648
902	335	426
903	692	944
904	665	832
905	335	462
906	856	1,163
907	304	428
Utica		
001	124	132
002	274	237
003	158	157
901	186	161

Macomb Township

001	498	656
002	249	356
003	392	470
004	206	733
005	236	424
006	143	306
007	328	564
008	246	397
009	318	300
010	188	282
011	201	243
012	140	358
013	272	324
014	202	373
015	409	468
016	190	252
017	382	566
018	153	260
901	1,310	1,865

Shelby Township

001	293	382
002	367	360
003	198	173
004	267	311
005	204	264
006	203	270
007	289	322
008	155	219
009	235	212
010	212	235
011	273	286
012	234	202
013	159	161
014	237	167
015	203	184
016	258	295
017	284	286
018	135	127
019	230	217

020	129	176
021	198	238
022	340	388
023	311	336
024	288	408
025	312	339
026	173	246
027	249	203
028	223	316
029	152	143
901	485	571
902	2,028	2,298

NEW: Make your own custom comparisons using our new analysis software, [FirstChart](#).

These same results may also be obtained via:

- Election Telephone Hotline: 810.469.5346.
- 24-Hour Fax (Within MI): 1.888.99.CLERK (request document number 6710).
- 24-Hour Fax (Outside of MI): 1.310.575.5035 (request document number 6710).

www.MCNTV.com

webmaster@mcntv.com

[Click here to return to race list](#)



41-A District Court Judge (Non-Incumbent)

One 6-year term

Community Totals

View [summary report](#).

	GORDON G DUFF	KENNETH J KOSNIC	DOUG SHEPHERD	
Sterling Heights	15,311	30,004	21,914	
Utica	742	1,071	687	
Macomb Township	6,063	11,832	9,197	
Shelby Township	9,324	14,237	10,335	oooooooo

NEW: Make your own custom comparisons using our new analysis software, [FirstChart](#).

These same results may also be obtained via:

- Election Telephone Hotline: 810.469.5346.
- 24-Hour Fax (Within MI): 1.888.99.CLERK (request document number 6710).
- 24-Hour Fax (Outside of MI): 1.310.575.5035 (request document number 6710).

www.MCNTV.com

webmaster@mcntv.com

[Click here to return to race list](#)



41-B District Court Judge (Incumbent)

One 6-year term

Precinct Breakdown

View [summary report](#).

	WILLIAM H CANNON
Mt. Clemens	
001	368
002	470
003	412
004	379
005	315
006	414
008	341
009	362
010	176
901	775
Clinton Township	
001	1,142
002	277
003	524
004	699
005	333
006	613
007	392
008	506
009	384
010	701
011	494
012	289
013	510

014	268
015	496
016	453
017	527
018	513
019	488
020	406
021	383
022	599
023	828
024	447
025	649
026	745
030	544
031	473
032	365
033	756
035	868
036	588
037	740
038	1,171
039	893
040	297
041	608
042	606
043	184
044	673
045	929
046	451
Harrison Township	
001	422
002	208
003	343
004	525
005	443
006	463
007	436
008	143
009	306
010	313

011	355
012	166
901	278
902	1,161

NEW: Make your own custom comparisons using our new analysis software, [FirstChart](#).

These same results may also be obtained via:

- Election Telephone Hotline: 810.469.5346.
- 24-Hour Fax (Within MI): 1.888.99.CLERK (request document number 6710).
- 24-Hour Fax (Outside of MI): 1.310.575.5035 (request document number 6710).

www.MCNTV.com

webmaster@mcntv.com

[Click here to return to race list](#)



41-B District Court Judge (Incumbent)

One 6-year term

Community Totals

View [summary report](#).

	WILLIAM H CANNON	LINDA DAVIS	JOSEPH R KOSMALA
Mt. Clemens	4,012	3,324	1,394
Clinton Township	23,812	18,170	9,157
Harrison Township	5,562	4,539	2,347

NEW: Make your own custom comparisons using our new analysis software, [FirstChart](#).

These same results may also be obtained via:

- Election Telephone Hotline: 810.469.5346.
- 24-Hour Fax (Within MI): 1.888.99.CLERK (request document number 6710).
- 24-Hour Fax (Outside of MI): 1.310.575.5035 (request document number 6710).

www.MCNTV.com

webmaster@mcntv.com

[Click here to return to race list](#)

THE 2000 VOTE

41-B District Court Judge (Incumbent)

One partial term ending 1/1/2003

Precinct Breakdown

View [summary report](#).

	LINDA DAVIS	JOSEPH R KOSMALA
Mt. Clemens		
001	267	130
002	388	166
003	331	163
004	322	136
005	234	115
006	338	130
008	298	88
009	293	135
010	166	53
901	687	278
Clinton Township		
001	947	360
002	195	124
003	411	155
004	531	272
005	273	61
006	476	226
007	289	118
008	369	219
009	284	124
010	525	330
011	369	170
012	238	99
013	386	160

014	194	102
015	389	179
016	398	192
017	392	193
018	327	303
019	374	235
020	300	156
021	307	123
022	419	230
023	682	296
024	334	240
025	459	285
026	521	341
030	388	235
031	319	203
032	280	183
033	562	287
035	688	342
036	410	258
037	587	214
038	947	421
039	744	263
040	226	112
041	460	197
042	460	257
043	123	163
044	513	252
045	715	304
046	359	173
Harrison Township		
001	361	134
002	151	95
003	263	146
004	420	236
005	360	189
006	356	197
007	373	189
008	109	62
009	280	113
010	239	121

011	286	127
012	117	73
901	210	122
902	1,014	543

NEW: Make your own custom comparisons using our new analysis software, [FirstChart](#).

These same results may also be obtained via:

- Election Telephone Hotline: 810.469.5346.
- 24-Hour Fax (Within MI): 1.888.99.CLERK (request document number 6710).
- 24-Hour Fax (Outside of MI): 1.310.575.5035 (request document number 6710).

www.MCNTV.com

webmaster@mcntv.com

[Click here to return to race list](#)



41-B District Court Judge (Incumbent)
One partial term ending 1/1/2003
Community Totals

View [summary report](#).

	WILLIAM H CANNON	LINDA DAVIS	JOSEPH R KOSMALA
Mt. Clemens	4,012	3,324	1,394
Clinton Township	23,812	18,170	9,157
Harrison Township	5,562	4,539	2,347

NEW: Make your own custom comparisons using our new analysis software, [FirstChart](#).

These same results may also be obtained via:

- Election Telephone Hotline: 810.469.5346.
- 24-Hour Fax (Within MI): 1.888.99.CLERK (request document number 6710).
- 24-Hour Fax (Outside of MI): 1.310.575.5035 (request document number 6710).

www.MCNTV.com

webmaster@mcntv.com

[Click here to return to race list](#)



42nd District/2nd Division Court Judge (Incumbent)

One 6-year term

Precinct Breakdown

View [summary report](#).

	PAUL A CASSIDY
New Baltimore	
001	448
002	492
003	965
004	421
Chesterfield Township	
001	581
002	631
003	784
004	289
005	585
006	437
007	558
008	608
009	583
010	494
011	790
012	532
013	396
014	470
015	220
901	1,214
902	429
Lenox Township	
001	446

002	601
003	594

NEW: Make your own custom comparisons using our new analysis software, [FirstChart](#).

These same results may also be obtained via:

- Election Telephone Hotline: 810.469.5346.
- 24-Hour Fax (Within MI): 1.888.99.CLERK (request document number 6710).
- 24-Hour Fax (Outside of MI): 1.310.575.5035 (request document number 6710).

www.MCNTV.com

webmaster@mcntv.com

[Click here to return to race list](#)



42nd District/2nd Division Court Judge (Incumbent)

One 6-year term

Community Totals

View [summary report](#).

	PAUL A CASSIDY
New Baltimore	2,326
Chesterfield Township	9,601
Lenox Township	1,641

NEW: Make your own custom comparisons using our new analysis software, [FirstChart](#).

These same results may also be obtained via:

- Election Telephone Hotline: 810.469.5346.
- 24-Hour Fax (Within MI): 1.888.99.CLERK (request document number 6710).
- 24-Hour Fax (Outside of MI): 1.310.575.5035 (request document number 6710).

www.MCNTV.com

webmaster@mcntv.com

[Click here to return to race list](#)



Statewide Proposal 00-1 School Tuition Vouchers *Precinct Breakdown*

View [summary report](#).

	NO	YES
Center Line		
001	406	212
002	297	134
003	552	221
004	273	142
005	314	171
901	465	307
Eastpointe		
001	587	214
002	462	195
003	460	193
004	585	283
005	744	275
006	377	147
007	518	219
008	567	243
009	424	195
010	439	203
011	542	171
012	518	221
013	340	129
014	383	181
015A	458	243
016	501	270
017	180	104

901	1,392	765
Fraser		
001	536	154
002	666	248
003	522	154
004	673	269
005	635	212
006	699	256
007	355	165
901	846	458
Memphis		
001	194	86
901	24	12
Mt. Clemens		
001	421	106
002	478	278
003	425	245
004	422	182
005	337	134
006	414	197
008	356	175
009	402	211
010	200	102
901	722	410
New Baltimore		
001	456	205
002	429	270
003	1,020	486
004	413	238
Richmond City		
001	629	263
002	526	269
901	251	184
Roseville		
001	387	144
002	444	180
003	548	261
004	404	234
005	726	271
007	342	145

008	625	277
009	527	218
010	351	152
011	560	220
012	456	178
013	382	162
014	328	167
015	654	296
016	734	314
017	551	211
018	411	225
019	419	122
020	473	198
022	698	199
023	513	197
901	1,338	693
902	832	417
St. Clair Shores		
001	1,074	739
002	867	379
005	1,008	438
006	880	481
008	612	290
009	549	168
010	1,361	487
012	1,225	587
014	1,077	460
016	962	365
017	964	392
018	942	506
019	546	184
021	472	203
022	1,134	602
024	528	269
025	810	298
026	938	373
027	1,178	574
029	937	409
032	538	258
035	472	270

036	783	449
041	896	310
042	666	290
Sterling Heights		
001	609	304
002	695	318
003	620	285
004	735	313
005	618	297
006	480	240
007	172	96
008	331	170
009	603	387
010	373	190
011	655	343
012	525	218
013	454	196
014	424	182
015	500	286
016	476	231
017	537	262
018	582	323
019	560	255
020	713	308
021	384	180
022	428	167
023	356	176
024	418	216
025	623	332
026	601	312
027	577	315
028	695	281
029	471	175
030	554	279
031	765	252
032	739	309
033	632	259
034	732	328
035	416	160
036	276	163

037	430	240
038	541	338
039	480	256
040	802	324
041	760	301
042	225	143
043	818	292
044	316	153
045	475	254
046	437	240
047	350	183
048	471	225
049	488	257
050	636	414
051	386	280
052	298	156
901	850	509
902	565	366
903	1,244	771
904	1,098	729
905	606	387
906	1,692	833
907	557	392
Utica		
001	229	113
002	394	260
003	313	153
901	282	144
Warren		
001	168	66
002	278	120
003	245	79
004	486	132
006	254	65
008	265	111
010	364	124
011	189	84
012	285	122
013	416	150
015	172	77

016	208	76
017	223	87
018	209	61
020	240	72
021	194	55
022	162	37
023	212	72
024	332	125
026	219	59
027	129	51
028	156	52
029	433	151
032	240	78
033	204	58
034	314	98
036	350	155
037	258	82
038	215	76
039	214	77
040	254	101
041	235	74
042	372	161
043	81	23
045	226	103
046	334	152
047	128	51
048	366	118
049	240	107
050	384	185
052	210	91
053	428	185
055	253	73
056	274	114
058	394	151
060	370	112
061	347	166
062	344	136
063	275	94
064	300	126
066	271	106

067	371	142
068	367	150
069	278	115
070	395	178
071	285	100
072	236	102
072A	206	75
073	283	120
074	512	226
076	425	202
078	330	126
080	332	126
081	166	78
082	287	150
084	360	180
085	339	162
086	474	188
088	219	116
090	310	128
092	230	70
093	435	197
094	522	165
096	273	75
097	301	133
098	221	117
099	158	76
099A	340	179
100	242	120
101	275	132
102	297	115
103	360	135
105	436	189
106	352	172
108	465	174
109	457	177
110	461	161
901	1,114	641
902	307	106
903	267	137
904	451	277

905	1,527	864
906	787	395
907	1,376	629
908	2,206	1,132
Armada Township		
001	1,073	487
002	636	305
Bruce Township		
001	465	201
002	670	409
003	622	288
004	277	191
901	504	336
Chesterfield Township		
001	620	270
002	673	338
003	875	362
004	320	160
005	577	236
006	453	169
007	572	258
008	684	297
009	657	231
010	414	266
011	895	282
012	560	199
013	488	153
014	538	217
015	192	117
901	1,109	646
902	410	231
Clinton Township		
001	1,242	652
002	293	181
003	635	196
004	790	370
005	431	105
006	627	393
007	370	208
008	528	315

009	398	218
010	685	441
011	542	243
012	329	172
013	544	289
014	326	129
015	550	256
016	500	315
017	614	256
018	634	264
019	470	395
020	453	202
021	413	183
022	664	328
023	823	500
024	499	255
025	682	366
026	724	476
030	631	273
031	645	253
032	364	246
033	769	419
035	984	503
036	661	355
037	835	386
038	1,325	704
039	962	468
040	311	177
041	670	309
042	669	395
043	201	153
044	745	337
045	1,028	577
046	431	329
Harrison Township		
001	588	231
002	283	134
003	442	228
004	734	300
005	553	318

006	591	282
007	659	271
008	182	66
009	382	222
010	420	164
011	427	218
012	225	95
901	237	193
902	1,325	816
Lake Township		
001	21	25
Lenox Township		
001	484	299
002	588	366
003	552	262
Macomb Township		
001	1,289	458
002	725	254
003	996	376
004	860	330
005	623	316
006	446	184
007	797	370
008	655	281
009	627	348
010	413	212
011	478	239
012	500	246
013	600	278
014	592	258
015	894	414
016	535	216
017	1,075	469
018	430	173
901	2,585	1,479
Ray Township		
001	267	142
002	362	186
901	371	188
Richmond Township		

001	1,003	488
Shelby Township		
001	647	402
002	655	341
003	350	162
004	513	332
005	443	228
006	479	252
007	551	361
008	332	167
009	423	278
010	469	258
011	552	267
012	410	236
013	338	181
014	339	227
015	362	197
016	569	327
017	568	308
018	251	155
019	436	244
020	269	159
021	424	230
022	704	423
023	576	355
024	622	349
025	613	333
026	399	227
027	420	263
028	560	271
029	303	185
901	831	566
902	3,363	2,298
Washington Township		
001	475	188
002	500	257
003	457	224
004	609	239
005	551	276
006	831	315

008	662	348
901	1,301	861

NEW: Make your own custom comparisons using our new analysis software, [FirstChart](#).

These same results may also be obtained via:

- Election Telephone Hotline: 810.469.5346.
- 24-Hour Fax (Within MI): 1.888.99.CLERK (request document number 6710).
- 24-Hour Fax (Outside of MI): 1.310.575.5035 (request document number 6710).

www.MCNTV.com

webmaster@mcntv.com

[Click here to return to race list](#)

THE 2000 VOTE

Statewide Proposal 00-1 School Tuition Vouchers *Community Totals*

View [summary report](#).

	NO	YES
Center Line	2,307	1,187
Eastpointe	9,477	4,251
Fraser	4,932	1,916
Memphis	218	98
Mt. Clemens	4,177	2,040
New Baltimore	2,318	1,199
Richmond City	1,406	716
Roseville	12,703	5,481
St. Clair Shores	21,419	9,781
Sterling Heights	33,854	17,151
Utica	1,218	670
Warren	33,755	14,313
Armada Township	1,709	792
Bruce Township	2,538	1,425
Chesterfield Township	10,037	4,432
Clinton Township	25,997	13,592
Harrison Township	7,048	3,538
Lake Township	21	25
Lenox Township	1,624	927
Macomb Township	15,120	6,901
Ray Township	1,000	516
Richmond Township	1,003	488
Shelby Township	17,771	10,582
Washington Township	5,386	2,708

NEW: Make your own custom comparisons using our new analysis software, [*FirstChart*](#).

These same results may also be obtained via:

- Election Telephone Hotline: 810.469.5346.
- 24-Hour Fax (Within MI): 1.888.99.CLERK (request document number 6710).
- 24-Hour Fax (Outside of MI): 1.310.575.5035 (request document number 6710).

www.MCNTV.com

webmaster@mcntv.com

[Click here to return to race list](#)



Statewide Proposal 00-2

Two-thirds Vote Requirement of State Legislature to Enact Certain Laws *Precinct Breakdown*

View [summary report](#).

	NO	YES
Center Line		
001	372	208
002	258	143
003	269	264
004	254	140
005	295	155
901	322	412
Eastpointe		
001	508	255
002	432	189
003	433	183
004	540	278
005	634	328
006	354	143
007	487	206
008	544	214
009	388	192
010	391	214
011	454	214
012	459	236
013	301	147
014	342	188
015A	445	222
016	529	216
017	171	94

901	1,165	849
Fraser		
001	479	177
002	615	251
003	451	196
004	640	244
005	564	228
006	635	254
007	341	145
901	752	458
Memphis		
001	194	64
901	18	13
Mt. Clemens		
001	228	261
002	476	245
003	452	194
004	390	183
005	226	204
006	340	226
008	361	158
009	436	137
010	207	81
901	681	368
New Baltimore		
001	391	223
002	325	239
003	1,033	405
004	365	246
Richmond City		
001	587	253
002	535	198
901	235	165
Roseville		
001	370	135
002	416	169
003	485	268
004	428	171
005	658	294
007	321	139

008	613	255
009	507	205
010	311	158
011	526	217
012	395	193
013	351	169
014	314	150
015	638	260
016	751	258
017	479	249
018	392	199
019	368	152
020	447	185
022	590	263
023	471	200
901	1,132	751
902	693	449
St. Clair Shores		
001	1,161	550
002	787	373
005	901	420
006	865	422
008	567	282
009	460	205
010	1,177	569
012	1,170	550
014	1,019	427
016	866	362
017	915	373
018	905	476
019	486	195
021	453	184
022	1,100	517
024	513	242
025	727	312
026	881	368
027	1,056	566
029	875	384
032	526	208
035	445	235

036	749	385
041	803	345
042	627	271
Sterling Heights		
001	553	311
002	607	336
003	600	257
004	689	303
005	593	268
006	449	224
007	152	100
008	293	169
009	614	325
010	360	174
011	645	285
012	498	211
013	397	210
014	374	181
015	482	258
016	416	248
017	512	226
018	560	288
019	520	245
020	633	331
021	354	173
022	399	162
023	342	159
024	408	198
025	590	301
026	592	263
027	548	294
028	651	266
029	411	187
030	538	241
031	697	253
032	725	239
033	600	243
034	686	318
035	359	188
036	265	153

037	414	213
038	571	253
039	425	265
040	791	281
041	696	305
042	214	124
043	764	298
044	296	141
045	481	196
046	401	238
047	326	168
048	437	204
049	488	205
050	652	340
051	415	196
052	292	135
901	753	534
902	478	411
903	1,058	854
904	1,066	655
905	519	424
906	1,431	993
907	547	349
Utica		
001	207	109
002	410	206
003	275	153
901	226	170
Warren		
001	129	86
002	255	124
003	214	98
004	404	161
006	208	91
008	230	120
010	323	131
011	211	50
012	274	99
013	386	154
015	140	83

016	182	81
017	180	101
018	184	64
020	190	97
021	151	82
022	132	54
023	162	92
024	282	145
026	178	69
027	114	59
028	135	62
029	379	159
032	204	96
033	187	60
034	274	112
036	330	139
037	224	94
038	164	111
039	196	76
040	222	107
041	209	71
042	338	161
043	58	45
045	218	85
046	314	154
047	131	37
048	322	135
049	225	101
050	371	161
052	176	91
053	420	137
055	245	59
056	248	115
058	340	151
060	338	110
061	322	144
062	311	132
063	258	84
064	299	93
066	264	89

067	346	130
068	314	160
069	225	121
070	344	201
071	244	114
072	216	96
072A	138	111
073	240	135
074	462	219
076	404	176
078	282	142
080	312	117
081	151	70
082	262	135
084	393	192
085	319	139
086	453	162
088	213	93
090	286	117
092	215	65
093	416	168
094	482	171
096	255	76
097	288	111
098	246	84
099	156	59
099A	352	140
100	224	115
101	268	120
102	264	112
103	329	134
105	402	169
106	351	130
108	461	142
109	457	144
110	433	160
901	934	694
902	220	170
903	214	159
904	426	251

905	1,310	932
906	602	470
907	1,146	714
908	1,929	1,213
Armada Township		
001	1,064	397
002	650	232
Bruce Township		
001	441	194
002	712	288
003	608	254
004	299	141
901	542	258
Chesterfield Township		
001	573	252
002	668	288
003	851	336
004	337	117
005	571	211
006	458	135
007	561	224
008	685	260
009	605	244
010	448	206
011	793	316
012	459	258
013	449	169
014	545	189
015	172	125
901	1,113	569
902	405	212
Clinton Township		
001	1,175	586
002	319	138
003	588	205
004	677	396
005	316	181
006	653	322
007	402	149
008	524	259

009	388	193
010	716	357
011	515	235
012	337	134
013	531	264
014	302	130
015	536	231
016	499	261
017	541	284
018	612	242
019	574	241
020	436	204
021	384	187
022	618	311
023	843	408
024	471	237
025	617	373
026	747	359
030	580	267
031	633	220
032	375	195
033	786	343
035	948	432
036	626	329
037	763	375
038	1,369	530
039	946	410
040	285	170
041	588	325
042	626	354
043	233	92
044	719	302
045	1,026	459
046	431	274
Harrison Township		
001	536	233
002	278	114
003	432	187
004	712	268
005	584	240

006	564	257
007	618	244
008	136	94
009	387	182
010	363	186
011	402	206
012	212	91
901	226	177
902	1,303	727

Lake Township

001	25	19
-----	----	----

Lenox Township

001	523	221
002	600	305
003	497	273

Macomb Township

001	1,224	396
002	653	260
003	920	378
004	783	336
005	611	268
006	421	163
007	772	319
008	569	302
009	624	295
010	400	202
011	473	207
012	490	211
013	565	249
014	595	202
015	827	401
016	492	214
017	1,010	431
018	385	192
901	2,512	1,325

Ray Township

001	276	94
002	380	141
901	372	160

Richmond Township

001	1,028	397
Shelby Township		
001	659	297
002	662	283
003	345	144
004	531	258
005	431	209
006	449	239
007	611	241
008	341	135
009	438	219
010	496	183
011	502	259
012	455	167
013	354	138
014	367	155
015	381	146
016	599	243
017	600	234
018	283	98
019	472	175
020	244	155
021	378	235
022	728	331
023	597	276
024	667	261
025	613	280
026	401	197
027	434	200
028	517	240
029	310	136
901	851	456
902	3,431	1,935
Washington Township		
001	443	170
002	502	207
003	496	139
004	567	217
005	588	193
006	822	258

008	695	225
901	1,334	712

NEW: Make your own custom comparisons using our new analysis software, [FirstChart](#).

These same results may also be obtained via:

- Election Telephone Hotline: 810.469.5346.
- 24-Hour Fax (Within MI): 1.888.99.CLERK (request document number 6710).
- 24-Hour Fax (Outside of MI): 1.310.575.5035 (request document number 6710).

www.MCNTV.com

webmaster@mcntv.com

[Click here to return to race list](#)



Statewide Proposal 00-2

Two-thirds Vote Requirement of State Legislature to Enact Certain Laws *Community Totals*

View [summary report](#).

	NO	YES
Center Line	1,770	1,322
Eastpointe	8,577	4,368
Fraser	4,477	1,953
Memphis	212	77
Mt. Clemens	3,797	2,057
New Baltimore	2,114	1,113
Richmond City	1,357	616
Roseville	11,656	5,489
St. Clair Shores	20,034	9,221
Sterling Heights	31,627	16,370
Utica	1,118	638
Warren	30,235	14,545
Armada Township	1,714	629
Bruce Township	2,602	1,135
Chesterfield Township	9,693	4,111
Clinton Township	25,255	11,964
Harrison Township	6,753	3,206
Lake Township	25	19
Lenox Township	1,620	799
Macomb Township	14,326	6,351
Ray Township	1,028	395
Richmond Township	1,028	397
Shelby Township	18,147	8,525
Washington Township	5,447	2,121

NEW: Make your own custom comparisons using our new analysis software, [*FirstChart*](#).

These same results may also be obtained via:

- Election Telephone Hotline: 810.469.5346.
- 24-Hour Fax (Within MI): 1.888.99.CLERK (request document number 6710).
- 24-Hour Fax (Outside of MI): 1.310.575.5035 (request document number 6710).

www.MCNTV.com

webmaster@mcntv.com